65

105

iWALK

Welcome Guide

UBC10000PA

使用说明书 | User's Manual

Focus On True Value™

Service@IWALK.NET

31-88-6277277(EU Logistic Center)
400-8865-688 (Mon.Fri 09:00-17:00 (China-****))
86-592-5320-7717(M.F.Mon.Fri 09:00-17:00 (Head Office))

@IWALKGlobal
@IWALKJapan

@IWALKGlobal

U2O GLOBAL CO.,LTD.

Head Office:U2O Building,Huaxing Road 365,Jimei,Fujian,China

LLS, Office : 206 Terminal Drive Plainview, NY 11803
Dubai Logistic Center : 201, Atrium centre, Bank Street,Bur Dubai, UAE,
Korea Office: 4,19ro 13-gil, Gardeuk-gu, Seoul, Korea
EU Logistic Center A, Hofmanweg 75-2031BH Haarlem, Netherland

制造商：厦门产拼电子有限公司(U2O GLOBAL CO.,LTD)
工厂地址：中国福建省厦门市集美区环海路369号(U2O大厦，361021

FC CE RoHS

Made in China

安全注意事项

在您使用iWALK产品前，请先仔细阅读以下内容。
不正确的使用或者使用于不兼容的设备，可能会导致产品性能或者损坏设备。
01.使用前请检查设备的电压与本产品匹配信息。
02.移动电源在使用过程中全发热，请确保在通风情况良好的环境下使用，尤其避免在枕头、毛毯、被褥及其他可燃物覆盖下使用。
03.请勿保存在电源设备热源，避免置于阳光直射，可燃气体、潮湿、水或者其他液体的环境中。（使用温度范围-10℃-40℃）
04.请勿私自拆解、打开、微波、焚烧、涂画移动电源或将其他物体插入移动电源内孔。
05.请勿使锋利武器敲击电源受到机械冲击，例如跌压、弯曲、穿刺或切割，避免用重物物体施压压坏移动电源上。
06.请勿使移动电源短路或将其存放在可能会被其他金属或导电物体短路的容器中。
07.儿童须在成人的监护下使用移动电源。
08.产品使用过程中，如果发生异常现象，请立即停止使用，并与本公司售后服务部联系咨询。

*感谢你使用本公司产品，为了让您轻松体验产品，请仔细阅读包装内的用户手册（包括充电指导和有关最高最低工作温度的信息），如有任何印刷错误或翻译失误望广大用户谅解，当涉及内容有所更改时，恕不另行通知。

产品结构

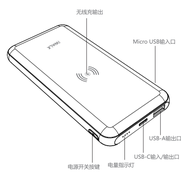

-点按电源开关键开启无线充
-长按电源开关键3秒关机
-无输出时，待机120秒后关机
-低电量时，第1颗灯闪烁

使用说明

输口输出
1.正确选择合适的充电线口后，连接移动电源。
2.连接充电线后，无需按开关按键，移动电源会自动给数码产品充电。
3.充电时,高亮白产品指示电量。
4.完成充电后，请断开充电线。

无线充电输出
1.将可能会无线充电的数码产品放在移动电源上，并让数码产品无线充接收线圈（常规产品的线圈在产品背中位置）和移动电源无线充面标对齐。
2.点按移动电源的电源开关按键，开启无线充电，电量灯将显示产品剩余电量，并且第一颗电量灯呈为绿色。
3.完成充电后，请断开数码产品。

同时充电

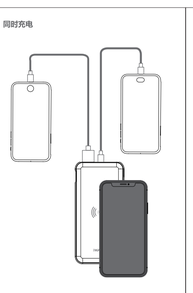

支持多个设备同时充电。

给本体充电

1：采用USB-C或Micro USB充电线连接充电器，通过USB-C或Micro USB充电口给移动电源进行充电。给本产品充电时，电量灯亮起并有一颗闪烁。当本产品电量充满时，四颗电量灯全亮。

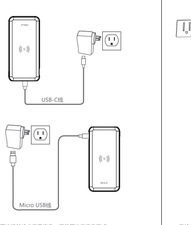

注：为了更快速的给本产品充电，请使用快充充电器或至少5V/2.0A输出的充电器进行充电。

边充边放

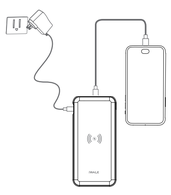

在给本产品进行充电的同时，允许本产品给数码产品进行充电。

产品规格

产品名称	薄型10000PA移动电源
产品型号	UBC10000PA
电池容量	10000mAh　　锂聚合物 3.7V/37Wh
输入	Micro-USB 5V⎓2A, 9V⎓2A USB-C 5V⎓2.4A, 9V⎓2A
输出	USB-C 5V⎓3A, 9V⎓2A, 12V⎓1.5A USB-A 5V⎓3A, 9V⎓2A, 12V⎓1.5A (多端口输出时，5V⎓3A Max)
无线输出	10W Max
总输出	18W Max
产品尺寸	144.5x69.5x15.5mm
产品重量	234g
执行标准	GB/T35590-2017

Q & A

Q1：本产品容量的问题要不用后为什么不能正常工作？
A1: 因为产品长时间放置不用，锂电池电量逐渐耗尽，给本产品充电的3-3分钟，电量指示灯亮起，即可以正常工作，如本产品不经常使用，请3个月充一次电，以保证产品的正常使用。

Q2: 充/放电的产品发热？
A2: 充/放电时消耗电能因此会有发热现象，但不影响产品性能。本产品内部有温度保护设计，因此不会出现过热现象。

保 修 卡

感谢您购买本公司的产品。
本产品的保修期为购买之日起12个月，在此期间请妥善保管好凭保修卡（请加盖销售商公章及有效产品凭证）到销售商享受免费服务。
收费服务-以下情况属于有偿服务
-无有效证明或卡片及保修卡内容不符
-无产品凭证（产品型号/序列号/生产日期不一致
-产品损坏（外观破损、进水等）导致故障发生
-人为因素
-非指定中心人员自行拆卸或修理
-因两产品连接后高温或潮湿环境中导致的故障

销售商信息
经销商名称： 产品类型： 电话： 销售日期：

用户信息
产品型号： 产品名称： 用户姓名： 邮 箱： 电话： 地 址： 保修内容：

注意：请务必要填写并保存本保修卡(三联保修使用)

Safety Precautions

Please read the following carefully before using the iWALK product.
Incorrect use or incompatibility with device may result in reduced battery performance or damage to your device.

01. Check device voltage for compatibility with this product.
02.The portable power bank will generate heat when charging. Always charge in a well-ventilated area. Do not charge under pillows, blankets or on flammable surfaces.
03. Keep the portable power bank away from heat sources, direct sunlight, combustible gas, humidity, water or other liquids. (Operating temperature:-10℃ ~40℃)
04. Do not disassemble, open, microwave, incinerate, paint or insert foreign objects into the portable power bank.
05. Do not subject the portable power bank to mechanical shock such as crushing, bending, puncturing or shredding. Avoid dropping or placing heavy object on the portable power bank.
06. Do not short-circuit the portable power bank or store it in a receptacle where it may be shorted-circuited by other metallic or conductive objects.
07. Portable power bank usage by children should be supervised.
08. In case of abnormalities during usage, stop use the product immediately and contact our service department.

*Thank you for using this product of our company. In order to let you experience the product swiftly, Please read the operating instructions (including charging instructions and information on the minimum and maximum operating temperatures), supplied with the portable power bank.In case of any printing or translation error, we apologize for the inconvenience, As for the content change, we are sorry for no further notice.

Product Structure

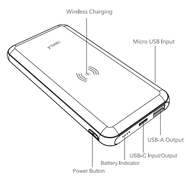

-Press the power button to activate the wireless charging.
-Press the power button for 3s to turn off.
-The power bank will turn off automatically in 120s when not in use.
-The first Indicator flashes when the battery is running low.

Operation Instrutions

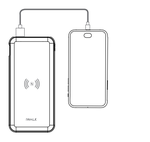

Output port charging
1. Use the charging cable to charge for your device with the USB-A and USB-C output port.
2. The power bank will charge for your device automatically without pressing the power button,The indicators will tell you the power left.
3. Please disconnect when your device is fully-charged.

Wireless charging
1. Put your QI-enabled device on the top of the power bank, make sure align the wireless coil of the device with the wireless coil of the power bank(generally the wireless coil is in the center of your device).
2. Press the power button to activate the wireless function, and the indicator will show you the power remaining, and the first indicator will turn green.
3. Please remove your device when fully-charged.

Charge simultaneously.

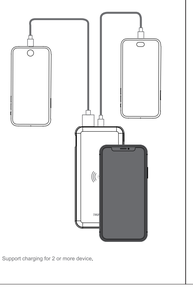

Support charging for 2 or more device.

Recharge the Power Bank

Charging for the power bank with the Micro USB input port and the USB-C input port. One of the indicator will blink while charging. When full-charged, the four indicator are all on.

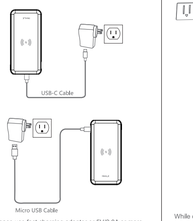

Note: Please use fast charging adapter or 5V/2.0A or more charger to charge the power bank faster.

Pass-through Charging

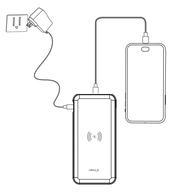

While charging the product, it is able to charge other digital products.

Specifications

Product Name	CHIC 10000PA
Model No.	UBC10000PA
Capacity	10000mAh　3.7V/37Wh
Input	Micro-USB 5V⎓2A, 9V⎓2A USB-C 5V⎓2.4A, 9V⎓2A
Output	USB-C 5V⎓3A, 9V⎓2A, 12V⎓1.5A USB-A 5V⎓3A, 9V⎓2A, 12V⎓1.5A
Wireless Charging	10W Max
Total Output	18W Max
Dimension	152x71x15mm
Weight	234g

Q & A

Q: Why won't the product power on if not used for an extended duration?
A: UBC10000PA will not power on if unused for an extended period of time, When UBC10000PA is left unused for an extended duration,It will discharge gradually until no power remains.Product will work normally after 2-3 minutes of charging,We suggest to charge the product every 3 months to maintain its best functionality.

Q: Why does the product heat up when it is charging/discharging?
A: UBC10000PA heats up during charge and discharge cycles.This is a common occurrence,due to power consumption and will not affect products functionality.The product will not overheat due to its built-in overcharge protection circuitry.

FCC Notice:
This device complies with Part 15 of the FCC rules. Operation is subject to the following twoconditions: 1) this device may not cause harmful interference, and 2) this device must acceptany interference received, including interference that may cause undesired operation.
Note: This equipment has been tested and found to comply with the limits for a Class B digitaldevice, pursuant to part 15 of the FCC Rules. These limits are designed to provide reasonableprotection against harmful interference in a residential installation. This equipment generatesuses and can radiate radio frequency energy and, if not installed and used in accordance withthe instructions, may cause harmful interference to radio communications. However, there is noguarantee that interference will not occur in particular installation. If this equipment does cause harmful interference to radio or television reception, which can be determined by turning theequipment off and on, the user is encouraged to try to correct the interference by one or moreof the following measures:
—Reorient or relocate the receiving antenna.
—Increase the separation between the equipment and receiver.
—Connect the equipment into an outlet on a circuit different from that to which the receiver isconnected.
—Consult the dealer or an experienced radio/TV technician for help.
Changes or modifications not expressly approved by the party responsible for compliance couldvoid the user?s authority to operate the equipment.
FCC Radiation Exposure Statement:
This device complies with FCC RF radiation exposure limits set forth for an uncontrolled environment.