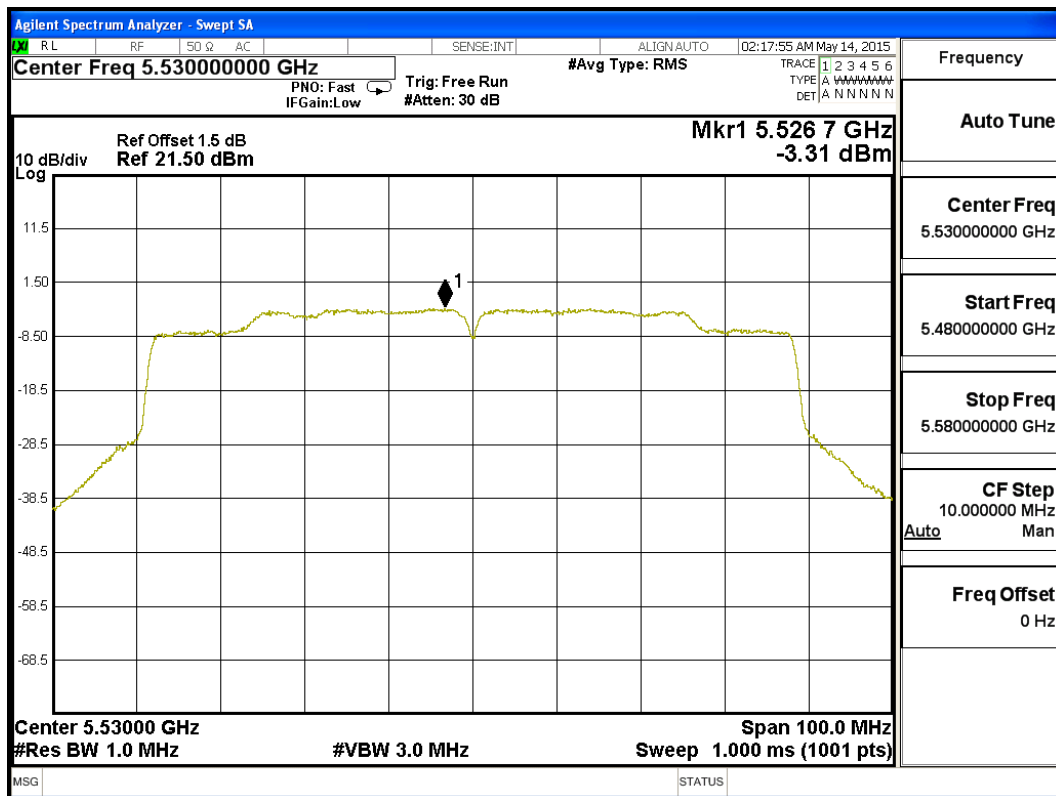
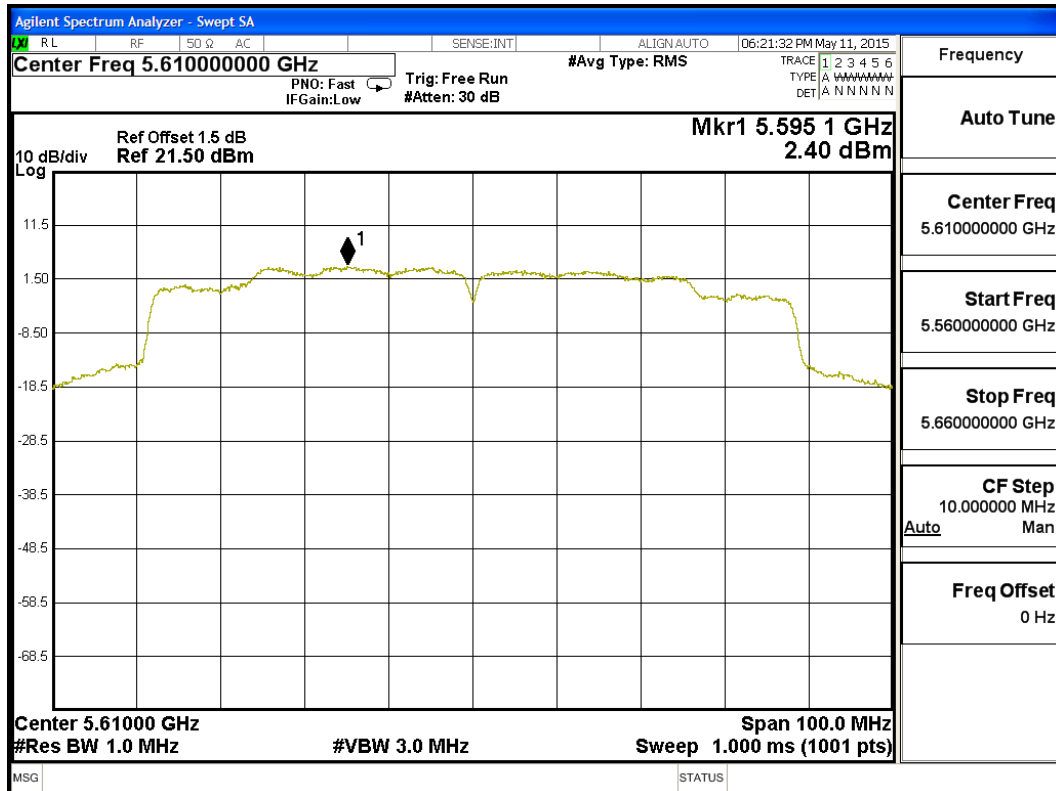


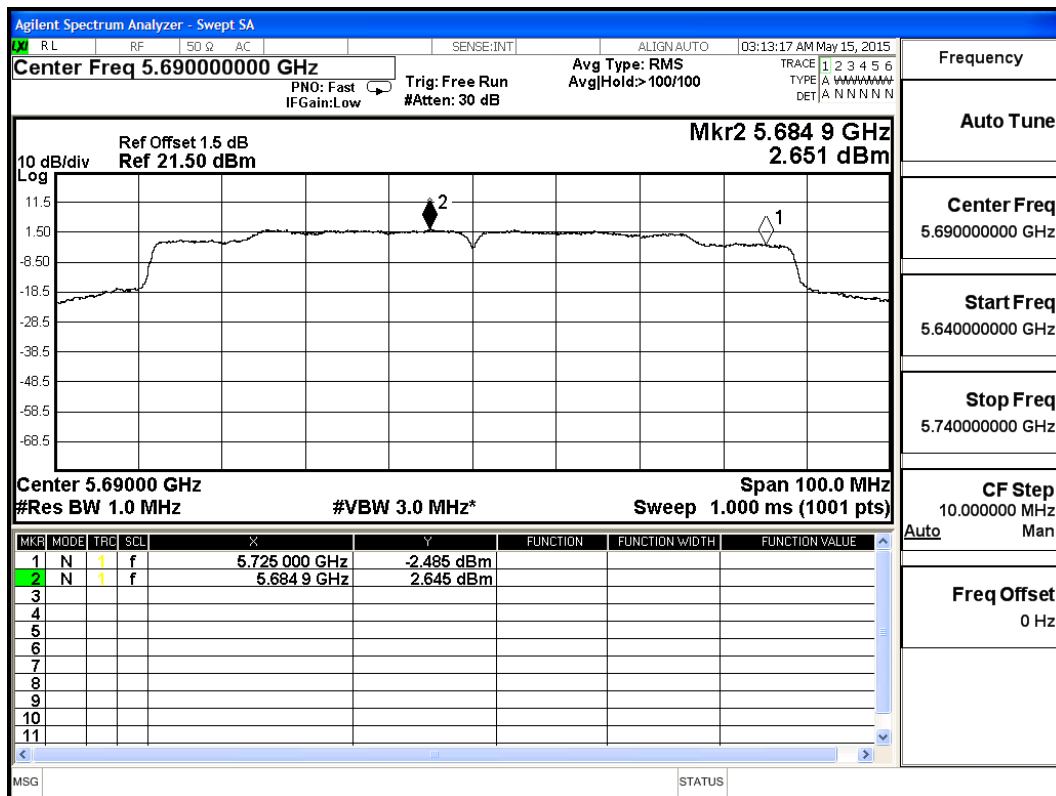
Channel 106 – Chain A



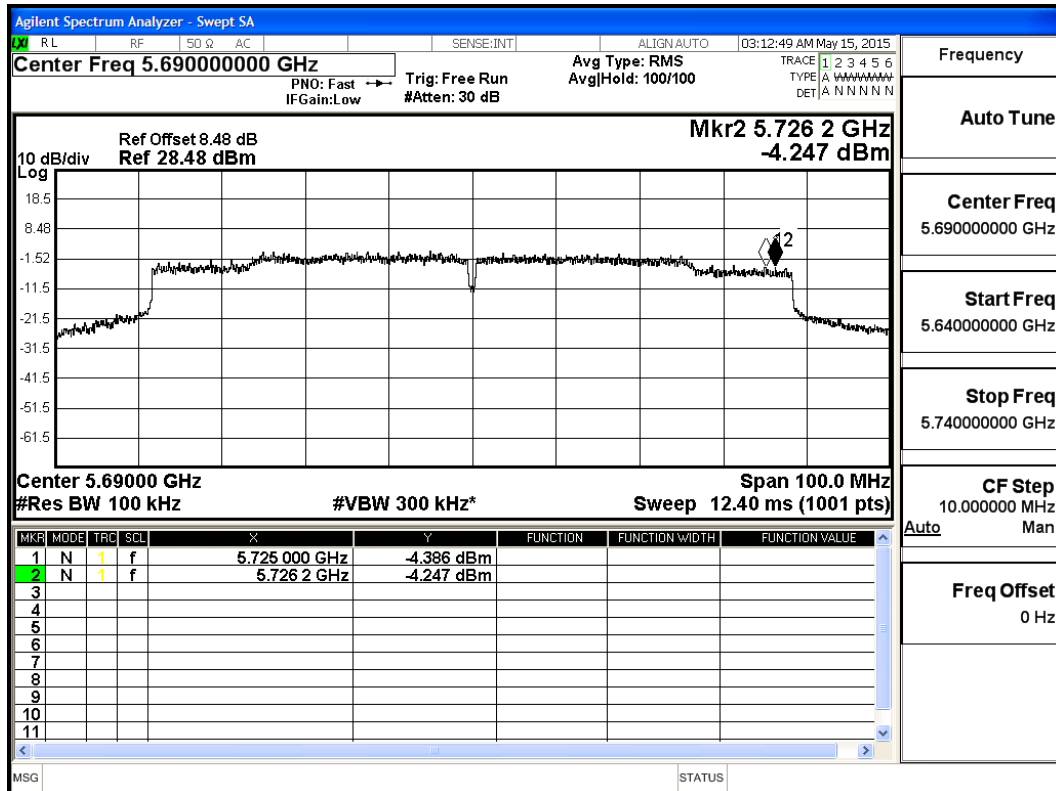
Channel 122 – Chain A



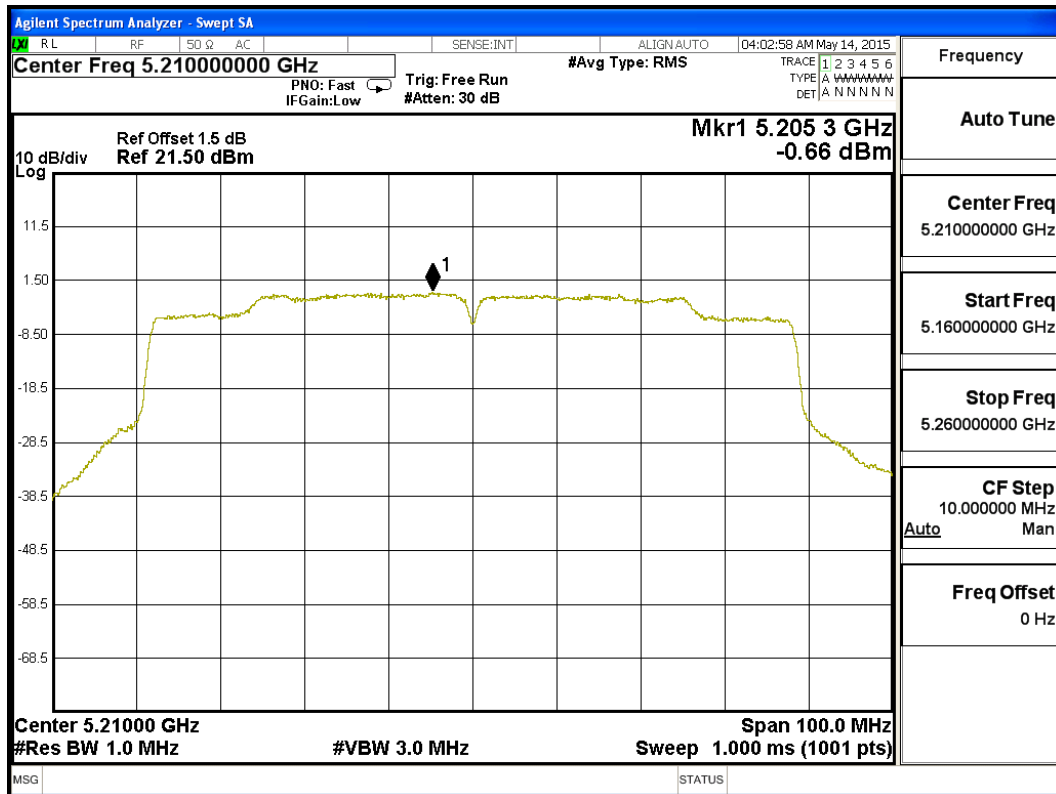
Channel 138 (Band3) – Chain A



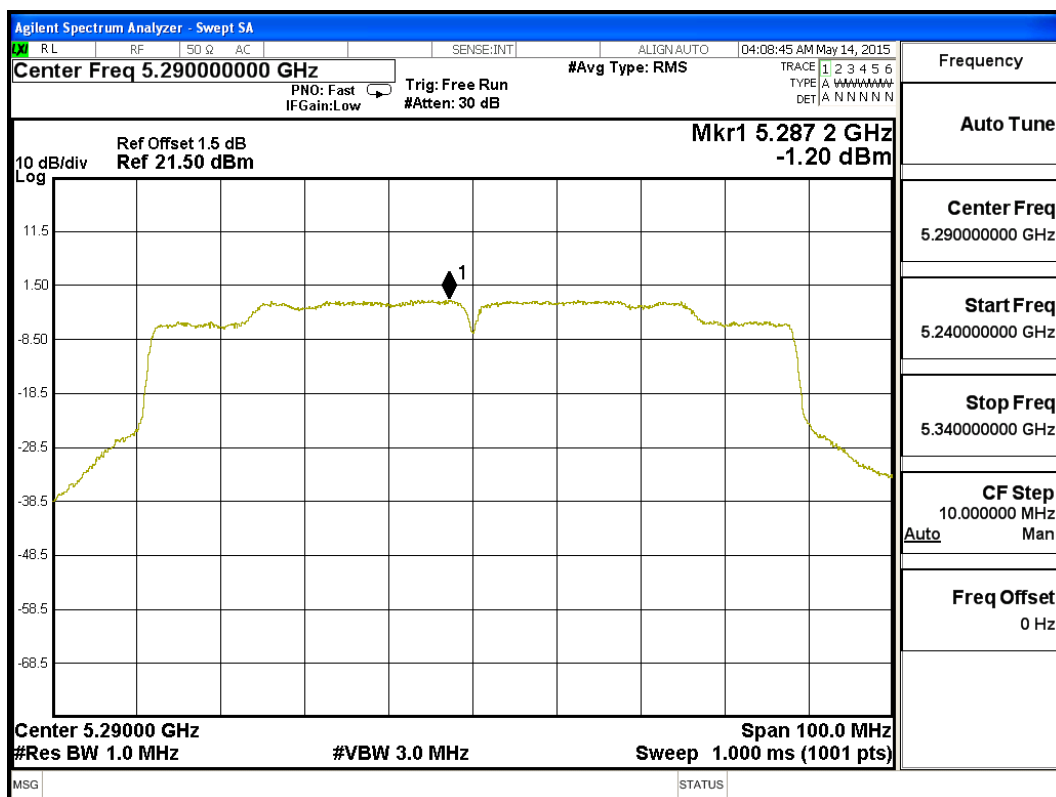
Channel 138 (Band4) – Chain A



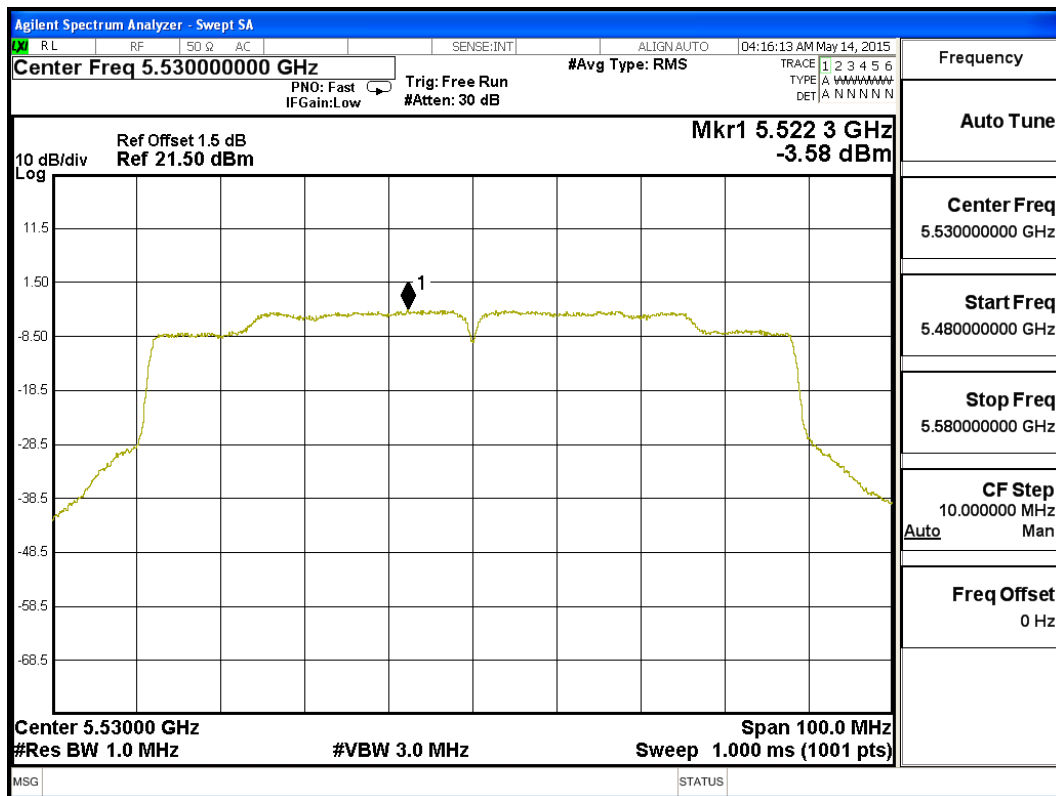
Channel 42 – Chain B



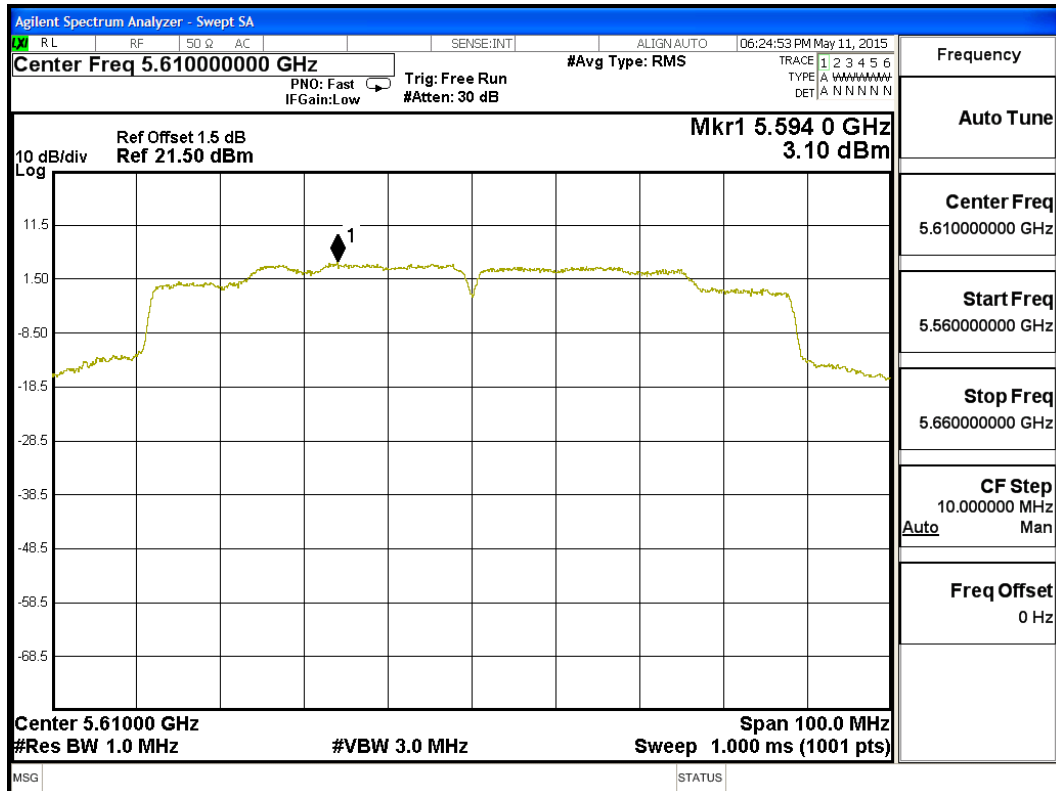
Channel 58 – Chain B



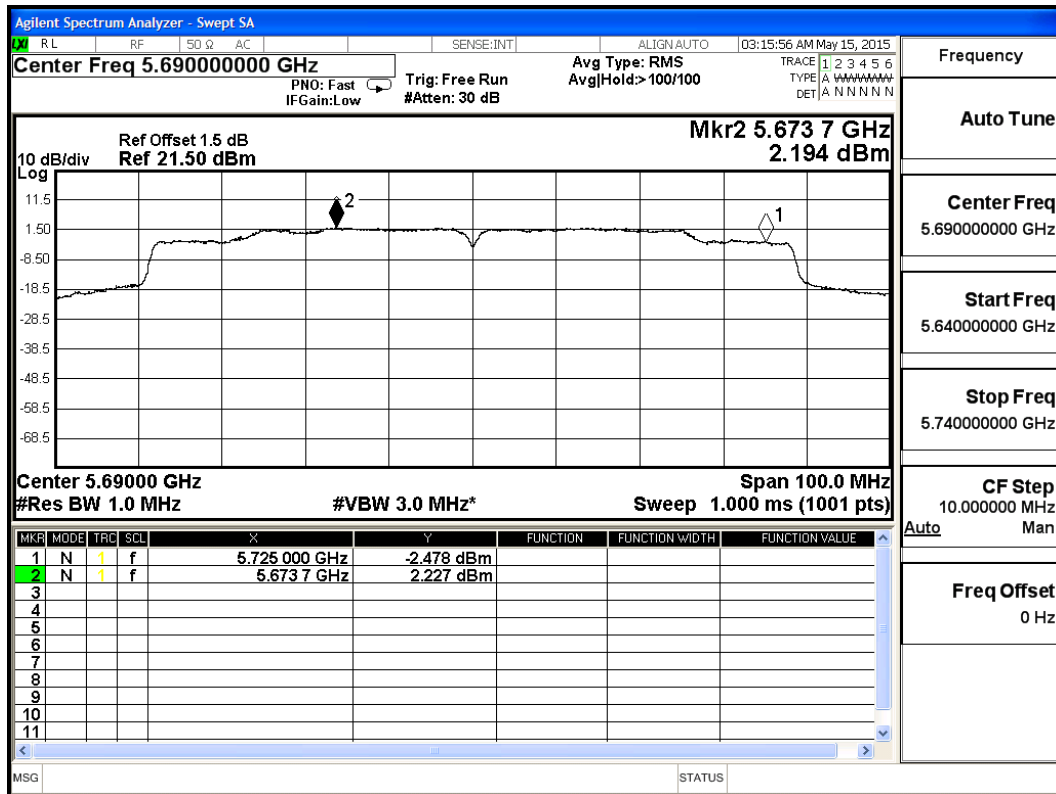
Channel 106 – Chain B



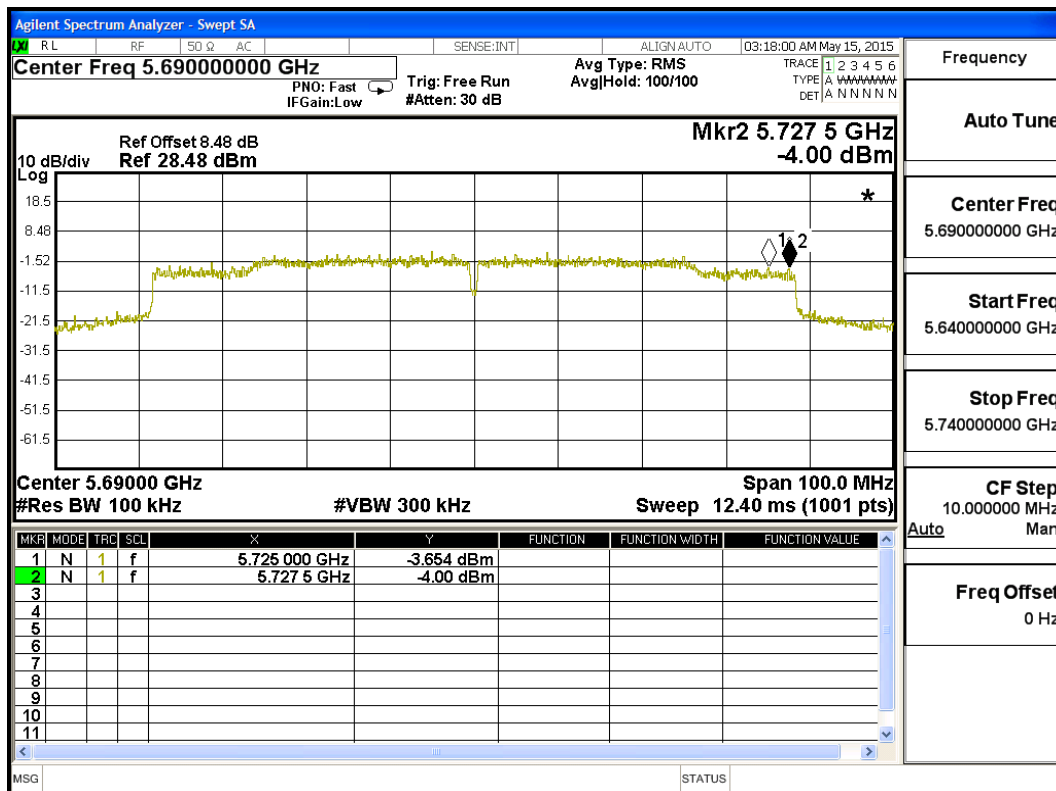
Channel 122 – Chain B



Channel 138 (Band3) – Chain B



Channel 138 (Band4) – Chain B



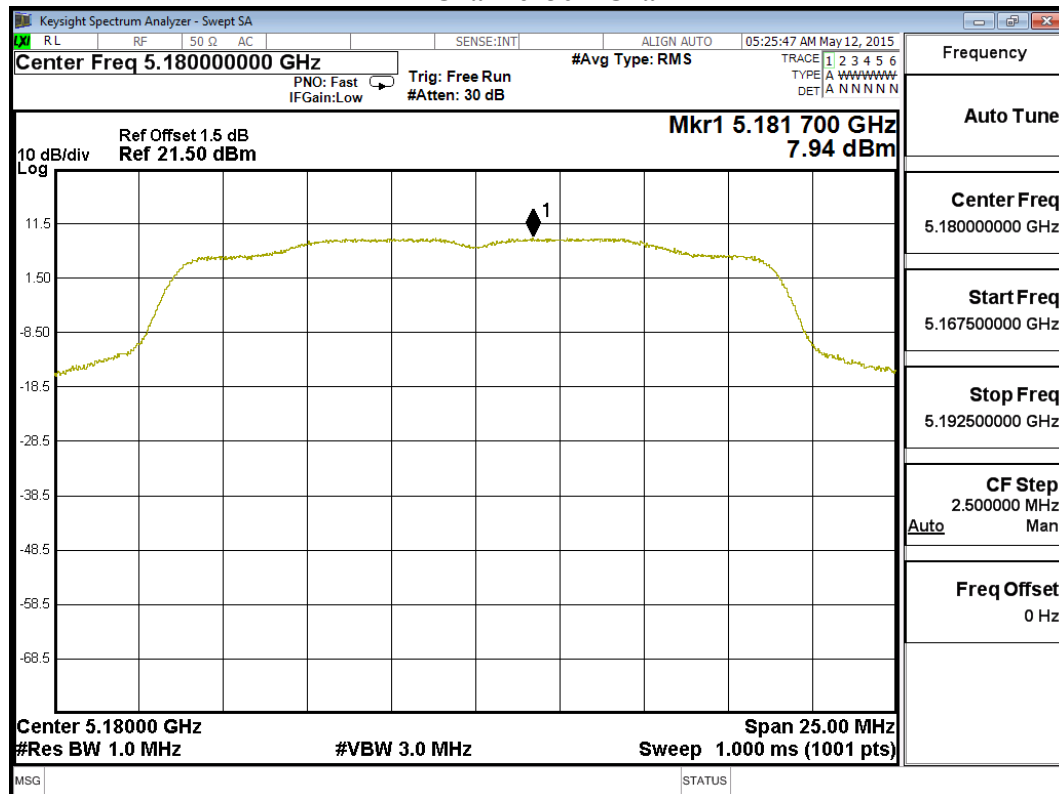
Product : Intel® Dual Band Wireless-AC 8260
 Test Item : Peak Power Spectral Density
 Test Site : No.3 OATS
 Test Mode : Mode 4 Beamforming: Transmit (802.11n-20BW 14.4Mbps)

Channel Number	Frequency (MHz)	Chain	PPSD (dBm)	Duty Factor (dB)	Total PPSD (dBm)	Required Limit (dBm)	Result
36	5180	A	7.940	0.09	11.040	17	Pass
		B	7.260	0.09	10.360	17	Pass
44	5220	A	7.630	0.09	10.730	17	Pass
		B	6.730	0.09	9.830	17	Pass
48	5240	A	7.530	0.09	10.630	17	Pass
		B	6.890	0.09	9.990	17	Pass
52	5260	A	7.560	0.09	10.660	11	Pass
		B	7.120	0.09	10.220	11	Pass
60	5300	A	7.080	0.09	10.180	11	Pass
		B	6.630	0.09	9.730	11	Pass
64	5320	A	7.290	0.09	10.390	11	Pass
		B	5.680	0.09	8.780	11	Pass
100	5500	A	6.490	0.09	9.590	11	Pass
		B	6.510	0.09	9.610	11	Pass
116	5580	A	7.190	0.09	10.290	11	Pass
		B	7.360	0.09	10.460	11	Pass
140	5700	A	7.770	0.09	10.870	11	Pass
		B	7.190	0.09	10.290	11	Pass

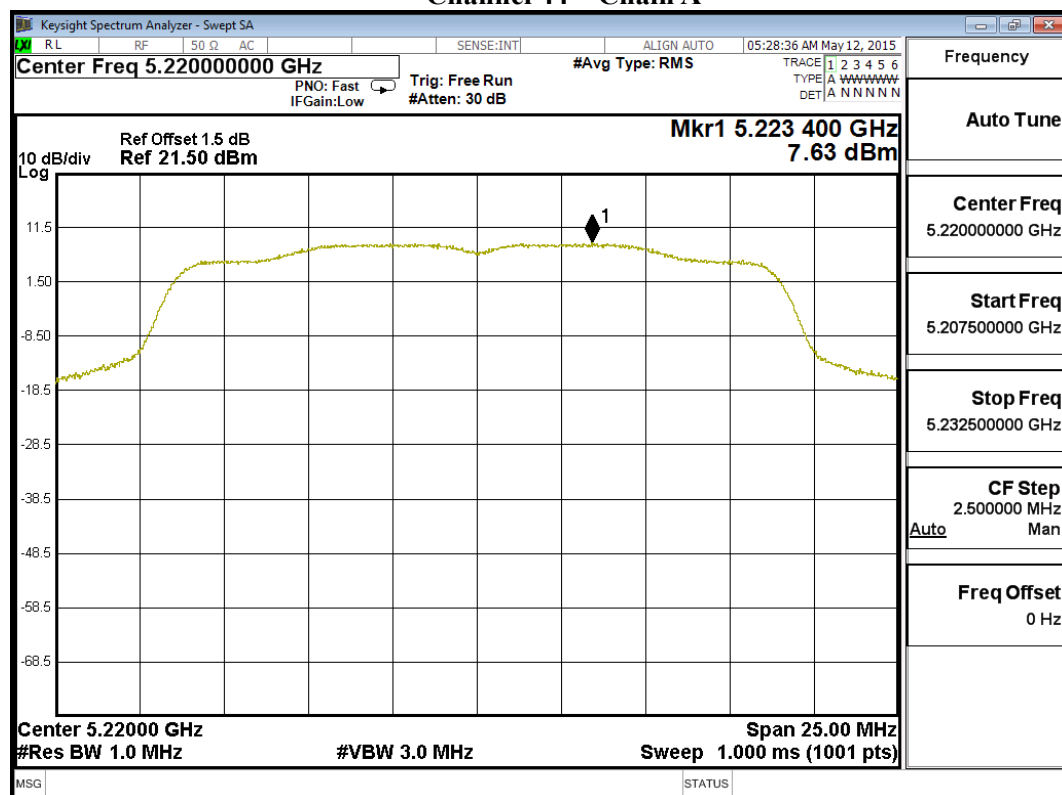
Note:

1. The quantity $10 \cdot \log 2$ (two antennas) is added to the spectrum peak value according to document 662911 D01.
2. Total PPSD = PPSD value + Duty Factor + $10 \cdot \log 2$

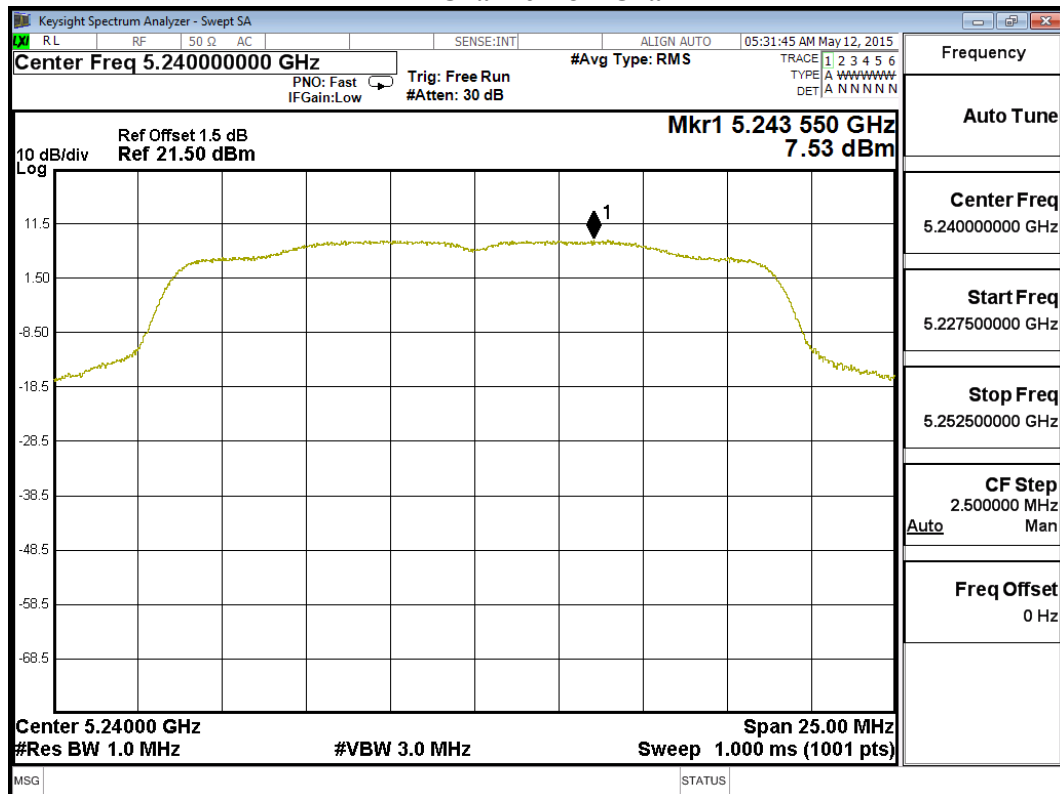
Channel 36 – Chain A



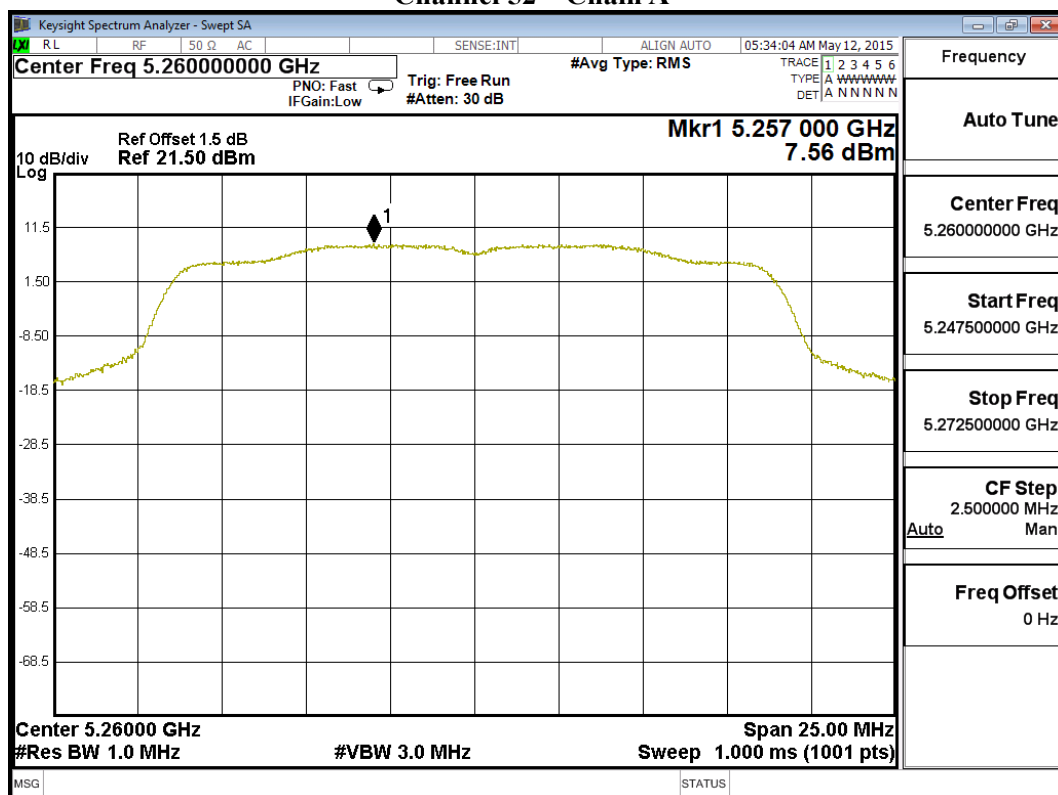
Channel 44 – Chain A



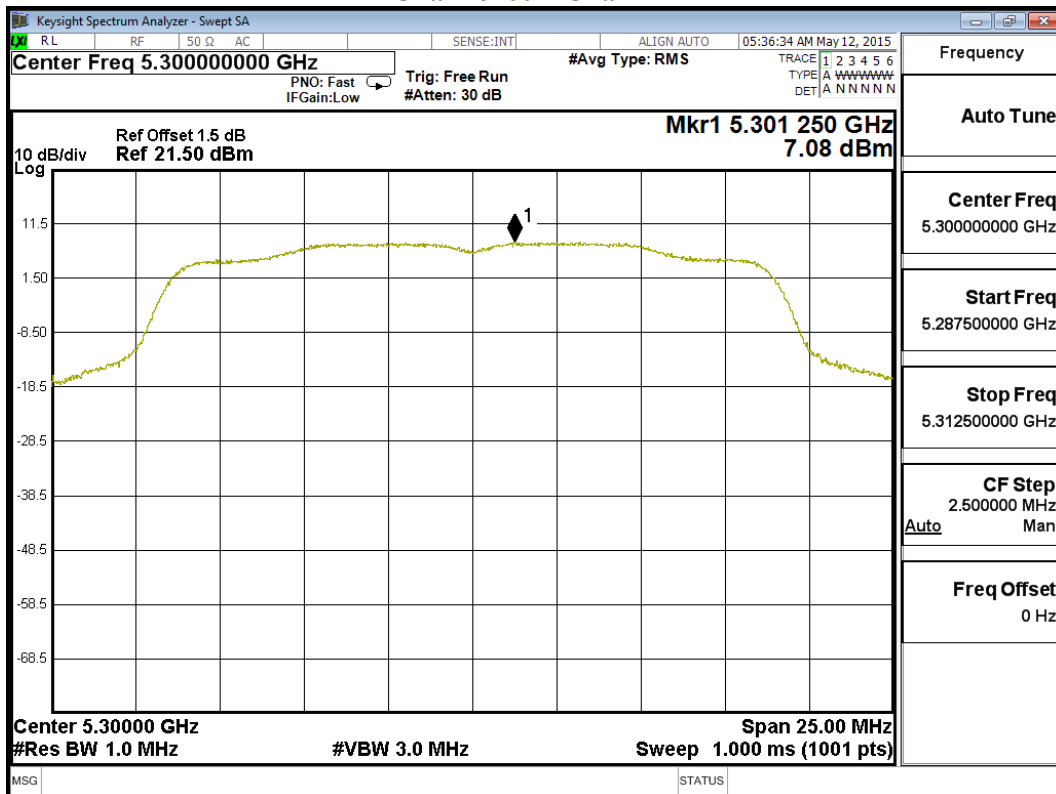
Channel 48 – Chain A



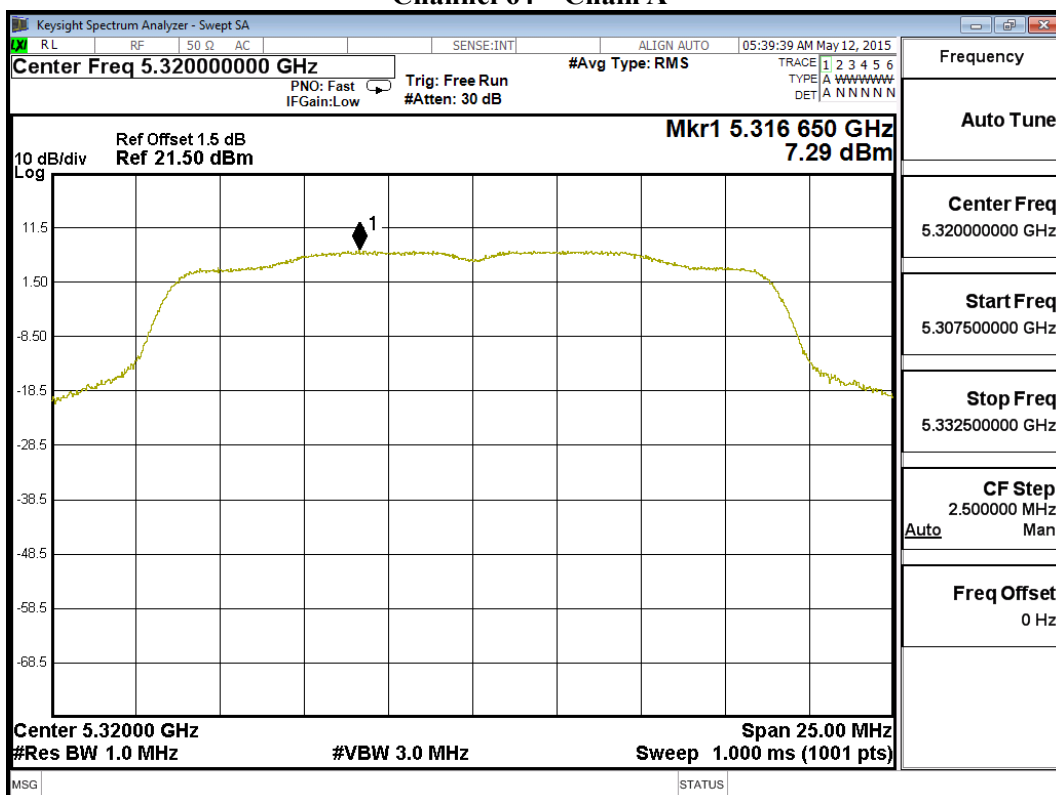
Channel 52 – Chain A



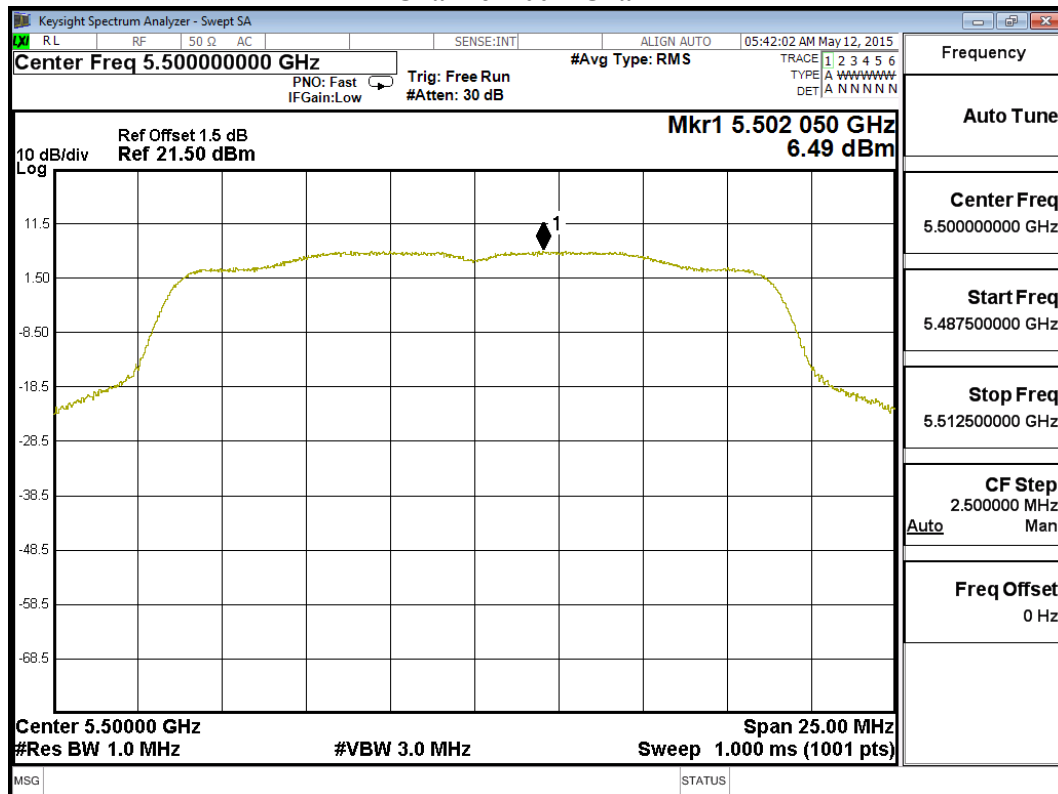
Channel 60 – Chain A



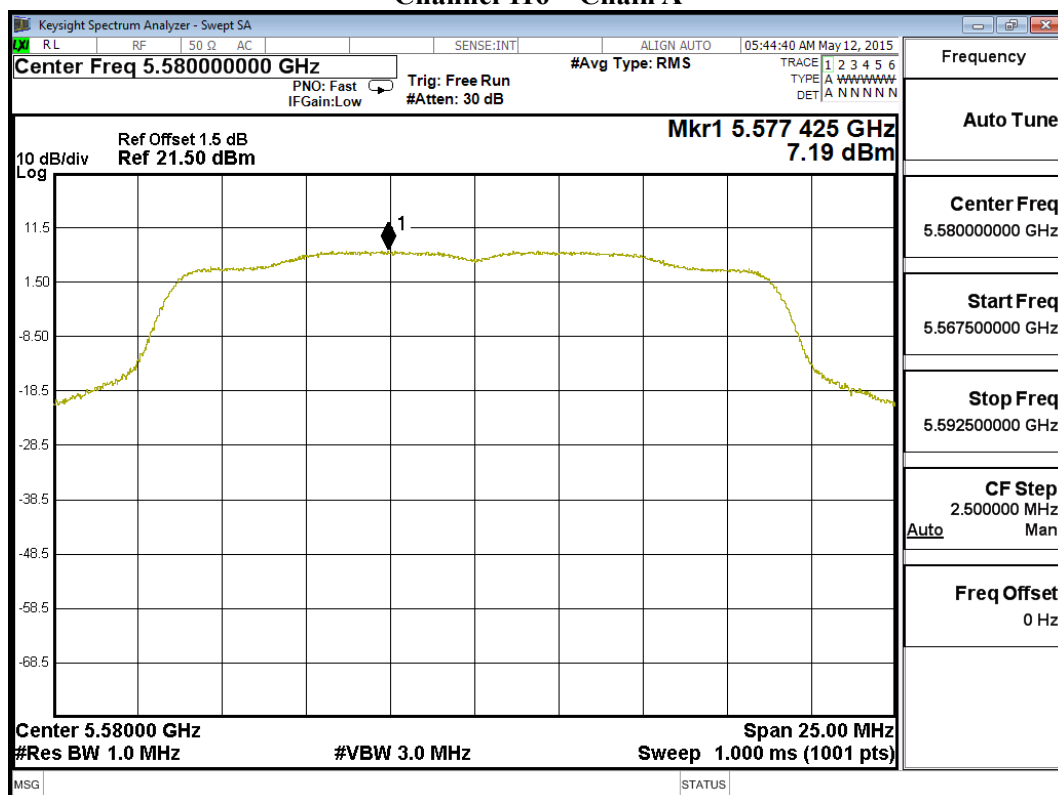
Channel 64 – Chain A



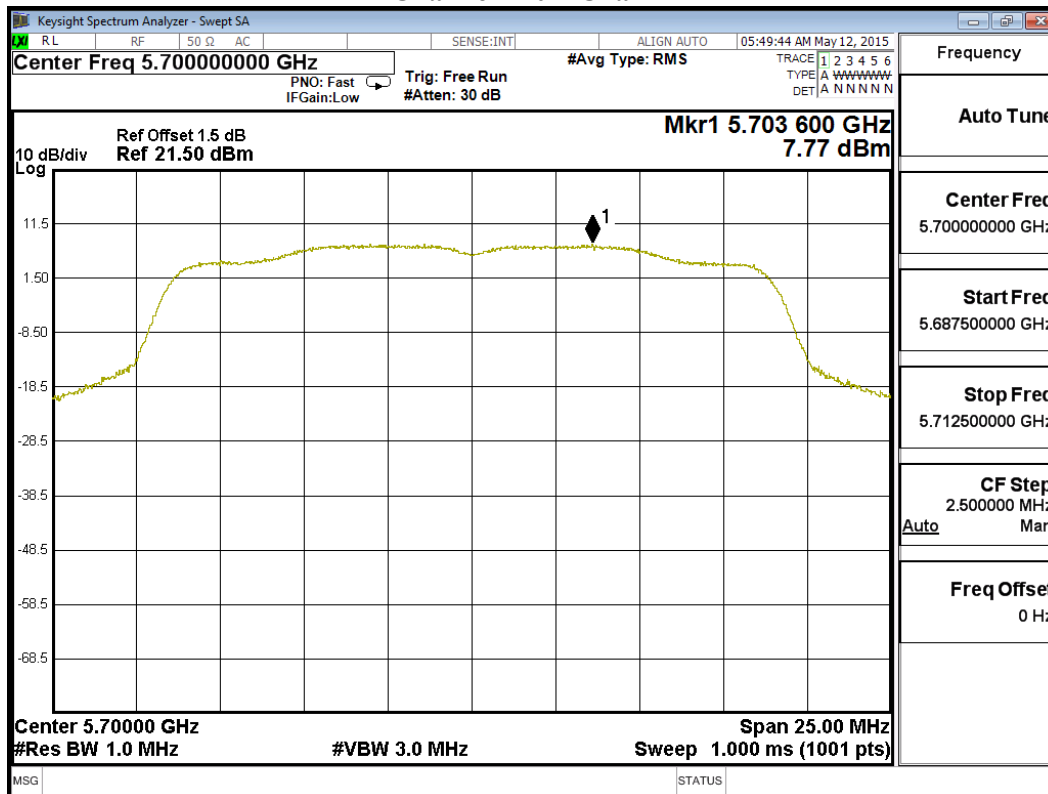
Channel 100 – Chain A



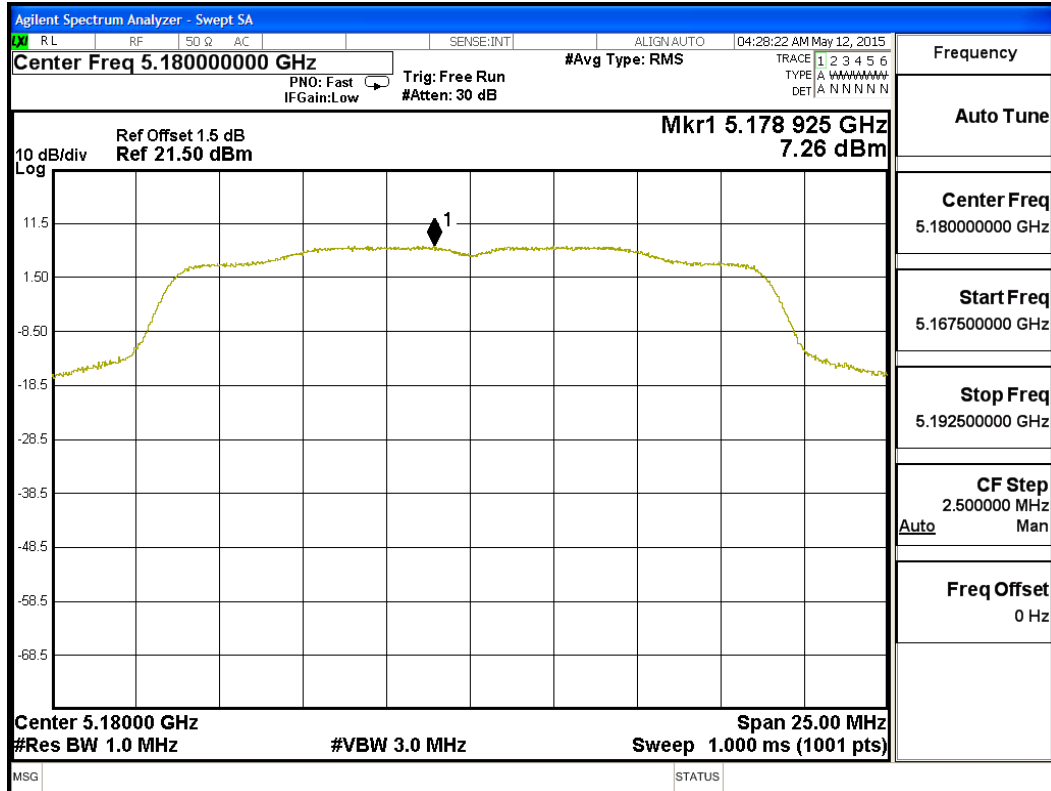
Channel 116 – Chain A



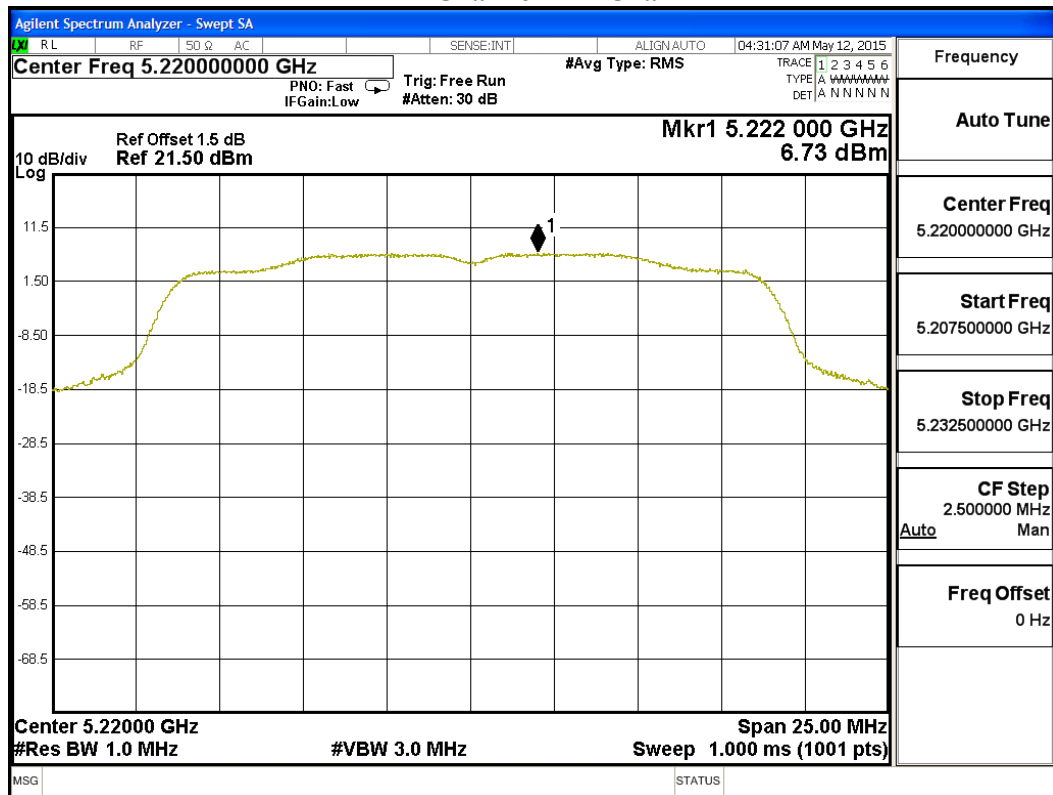
Channel 140 – Chain A



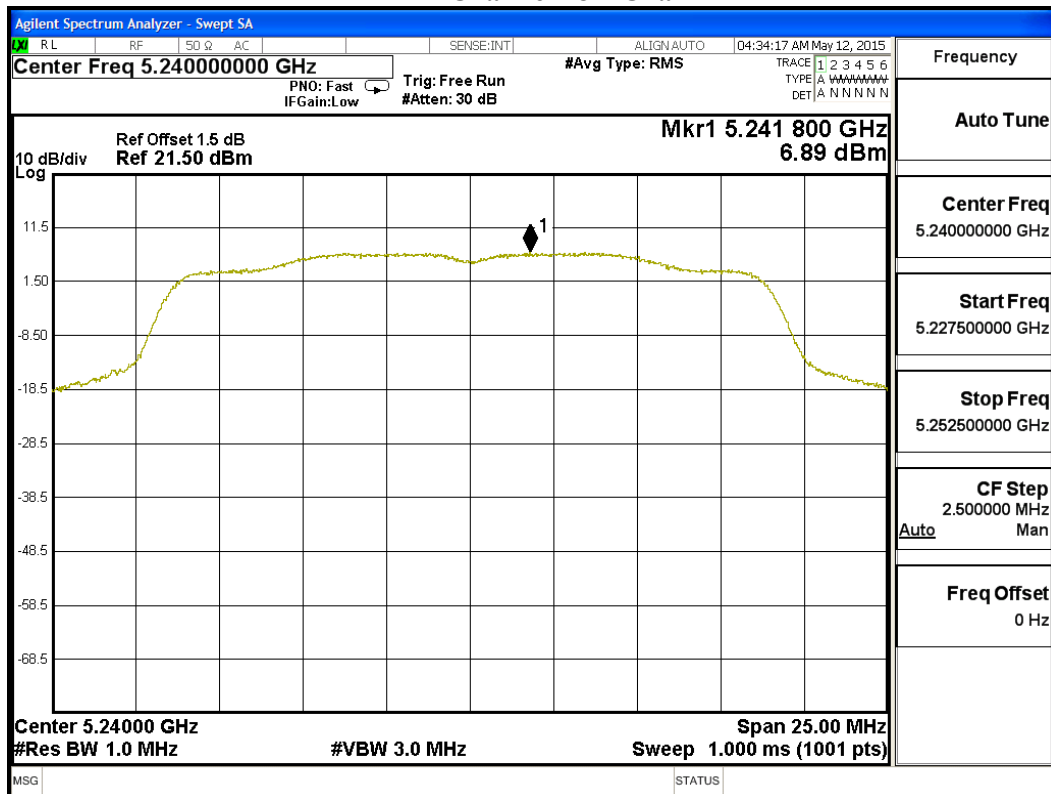
Channel 36 – Chain B



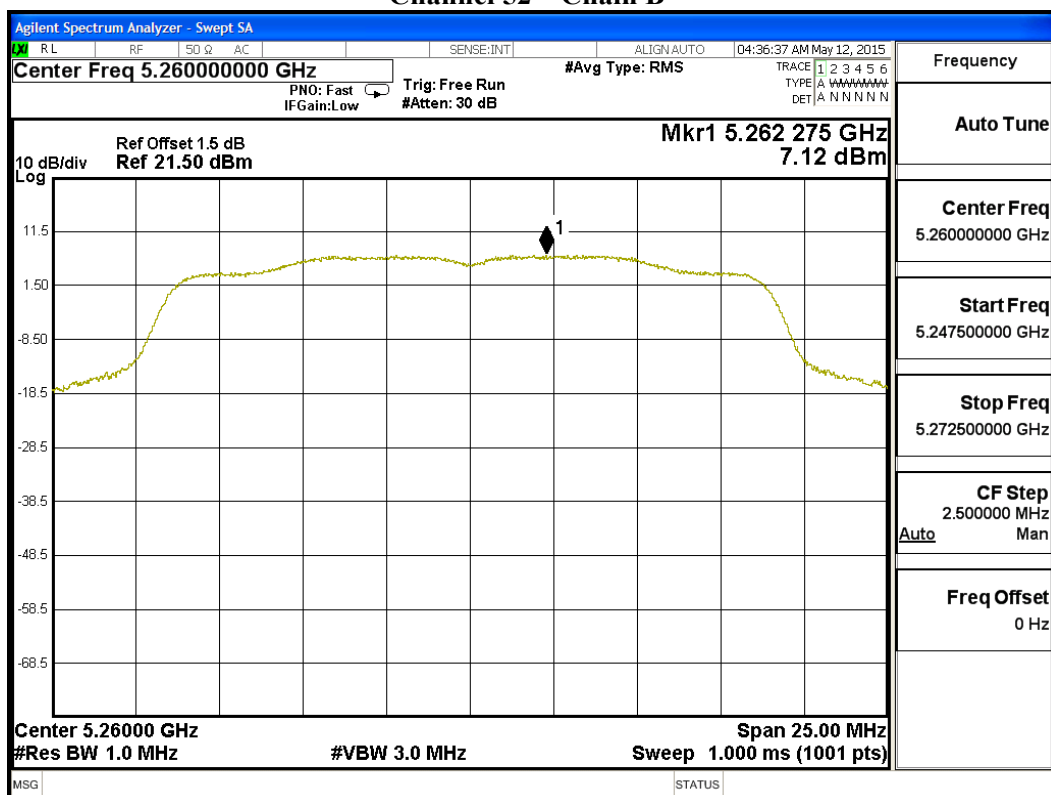
Channel 44 – Chain B



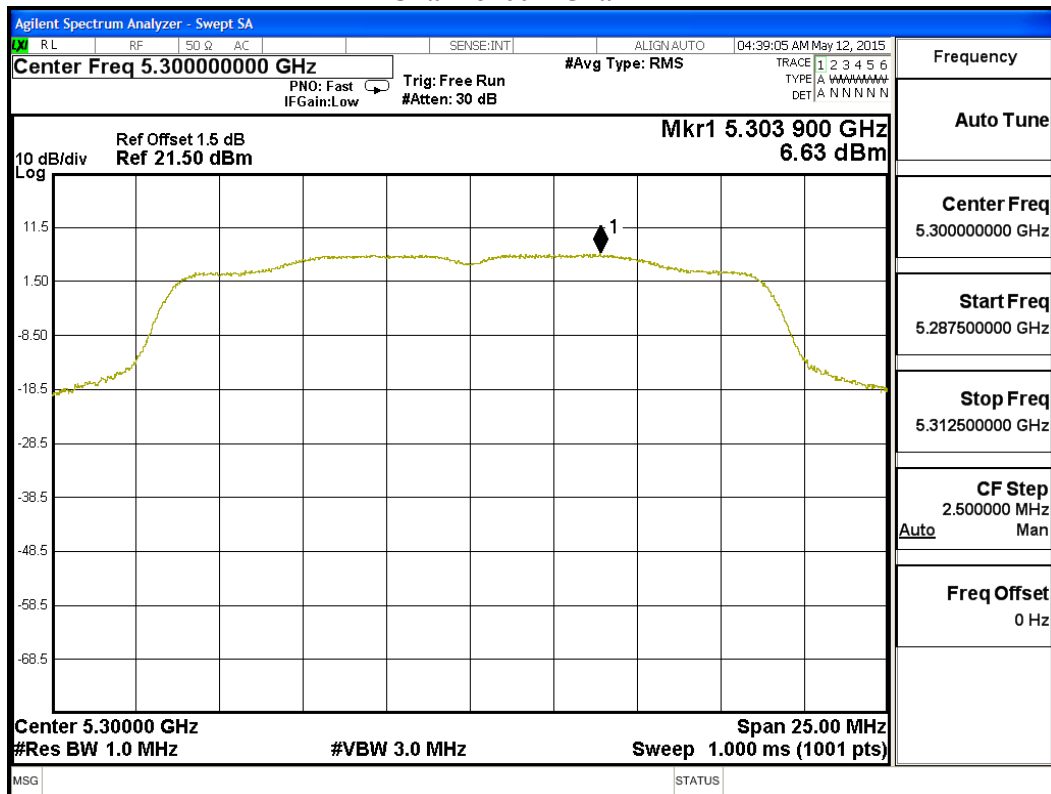
Channel 48 – Chain B



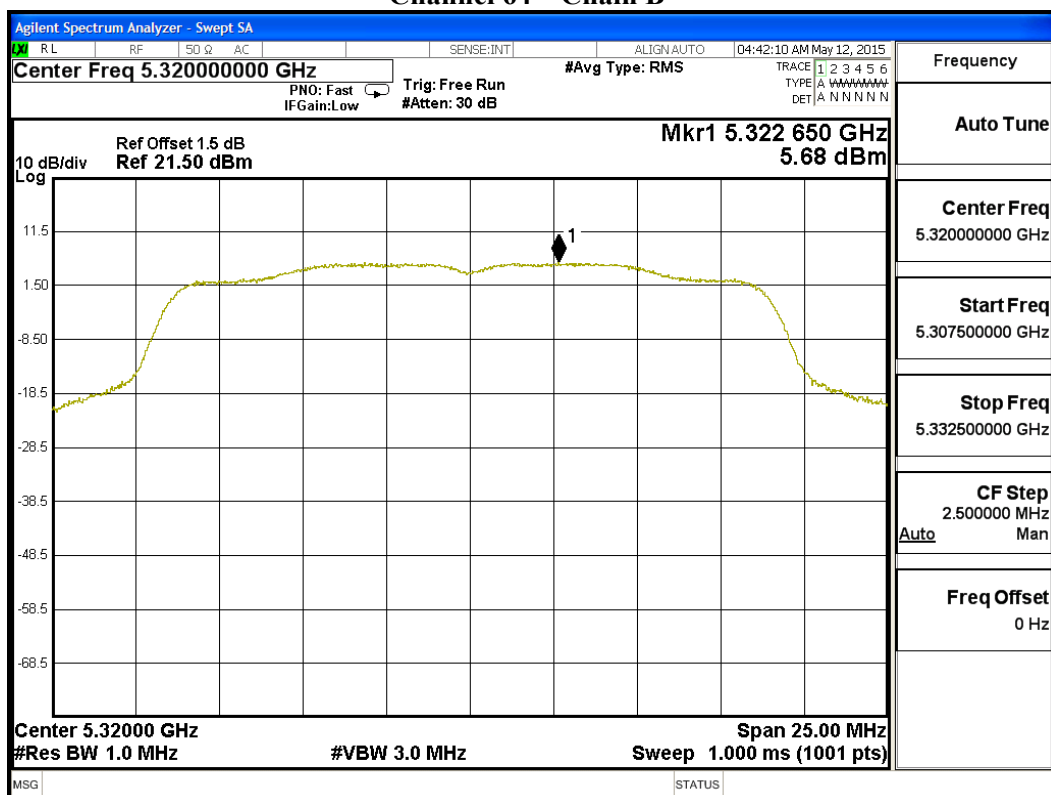
Channel 52 – Chain B



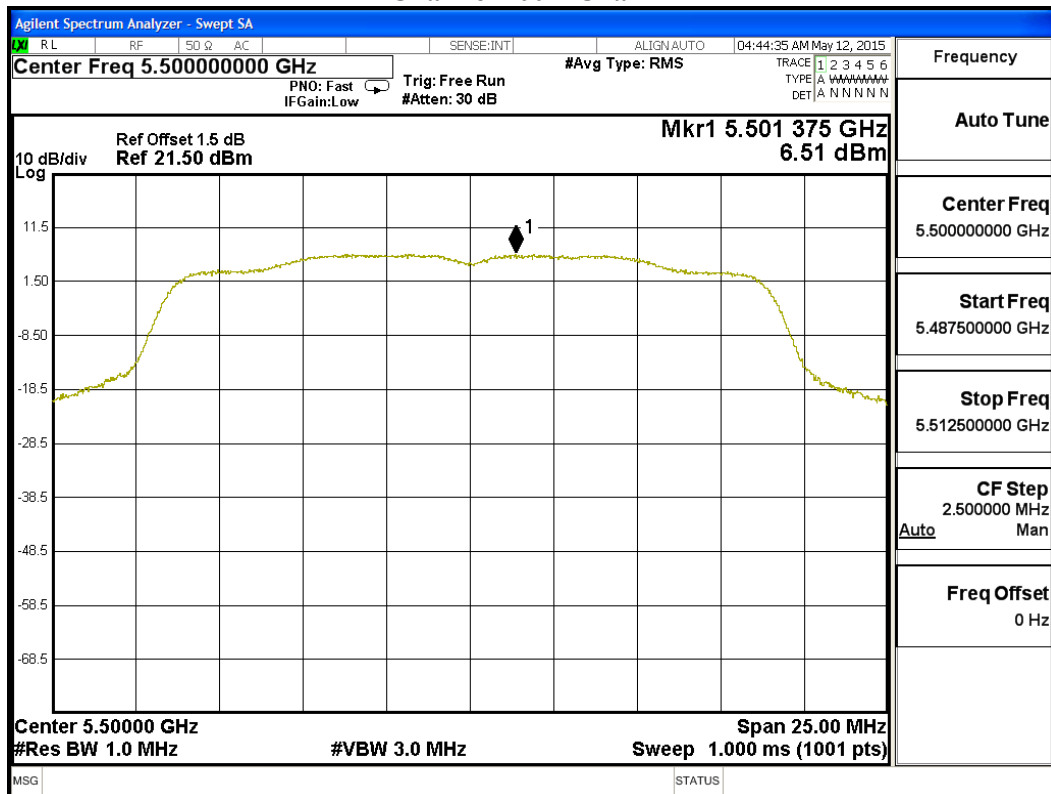
Channel 60 – Chain B



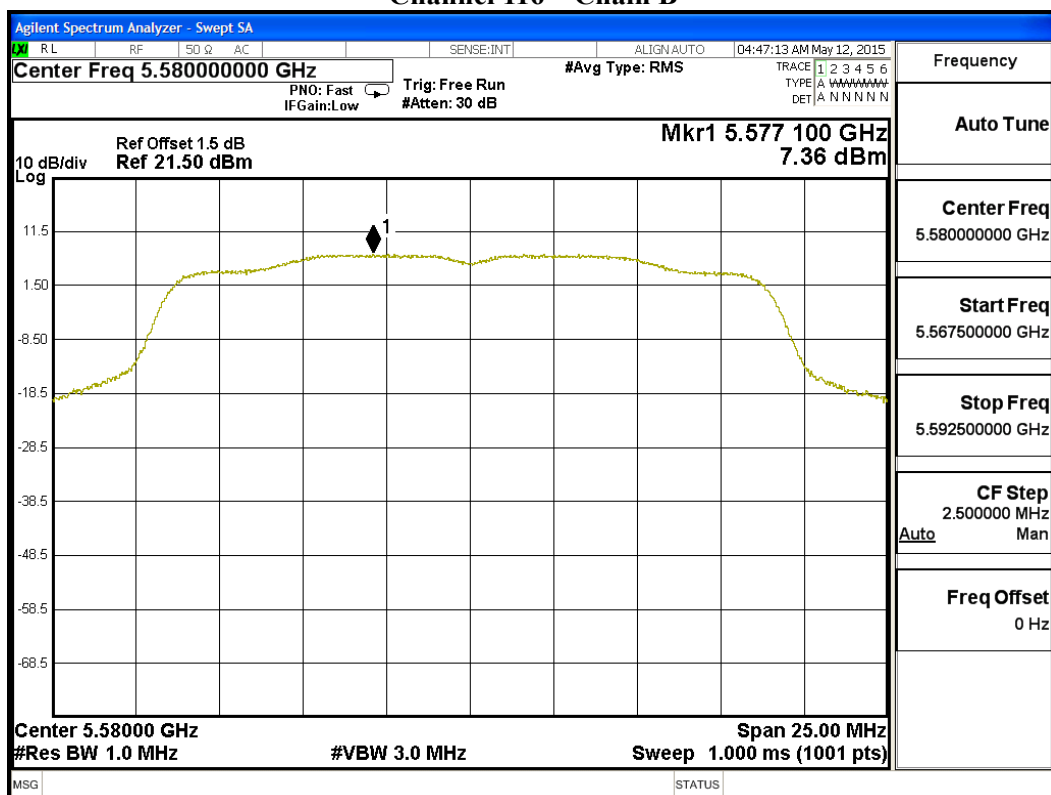
Channel 64 – Chain B



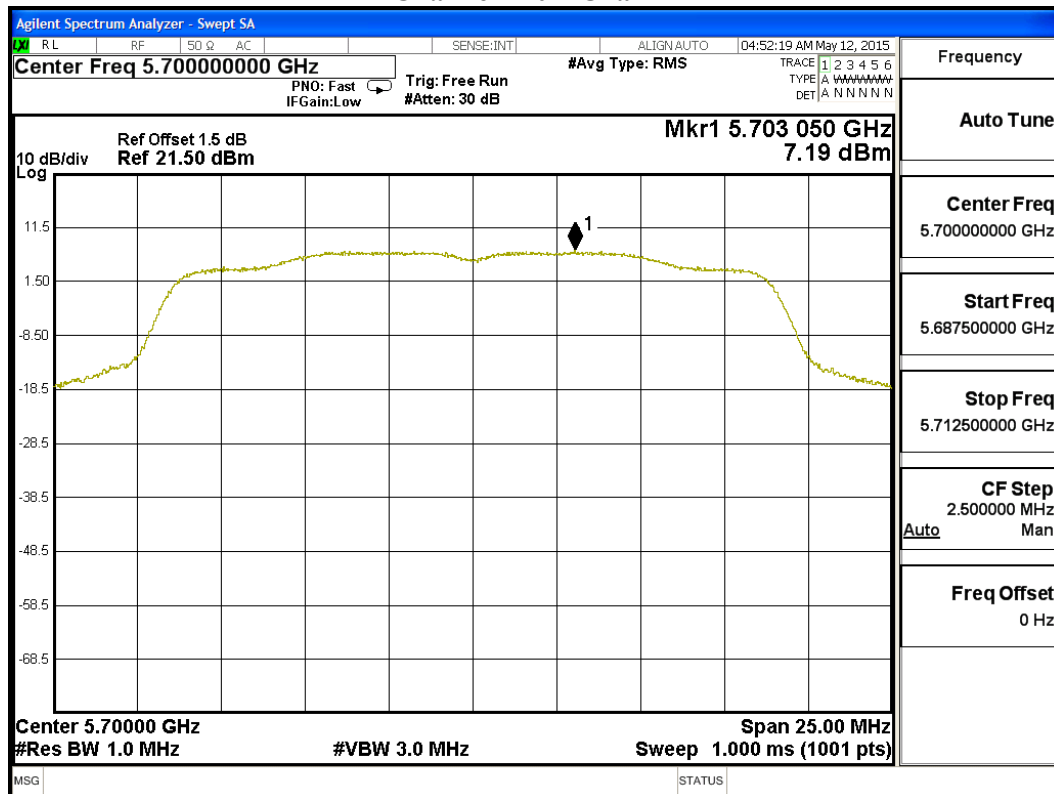
Channel 100 – Chain B



Channel 116 – Chain B



Channel 140 – Chain B



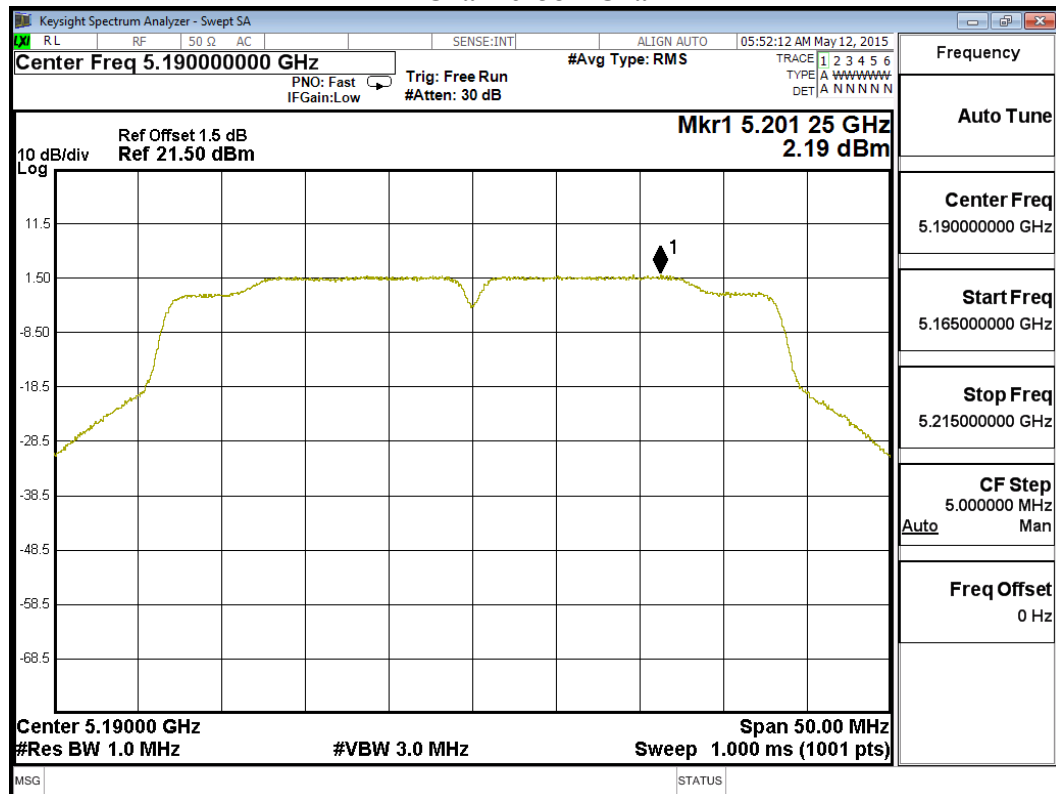
Product : Intel® Dual Band Wireless-AC 8260
Test Item : Peak Power Spectral Density
Test Site : No.3 OATS
Test Mode : Mode 4 Beamforming: Transmit (802.11n-40BW 30Mbps)

Channel Number	Frequency (MHz)	Chain	PPSD (dBm)	Duty Factor (dB)	Total PPSD (dBm)	Required Limit (dBm)	Result
38	5190	A	2.190	0.15	5.350	17	Pass
		B	0.310	0.15	3.470	17	Pass
46	5230	A	5.090	0.15	8.250	17	Pass
		B	3.380	0.15	6.540	17	Pass
54	5270	A	4.958	0.15	8.118	11	Pass
		B	5.390	0.15	8.550	11	Pass
62	5310	A	-1.356	0.15	1.804	11	Pass
		B	-2.054	0.15	1.106	11	Pass
102	5510	A	2.430	0.15	5.590	11	Pass
		B	3.242	0.15	6.402	11	Pass
110	5550	A	4.670	0.15	7.830	11	Pass
		B	5.034	0.15	8.194	11	Pass
134	5670	A	4.210	0.15	7.370	11	Pass
		B	4.605	0.15	7.765	11	Pass

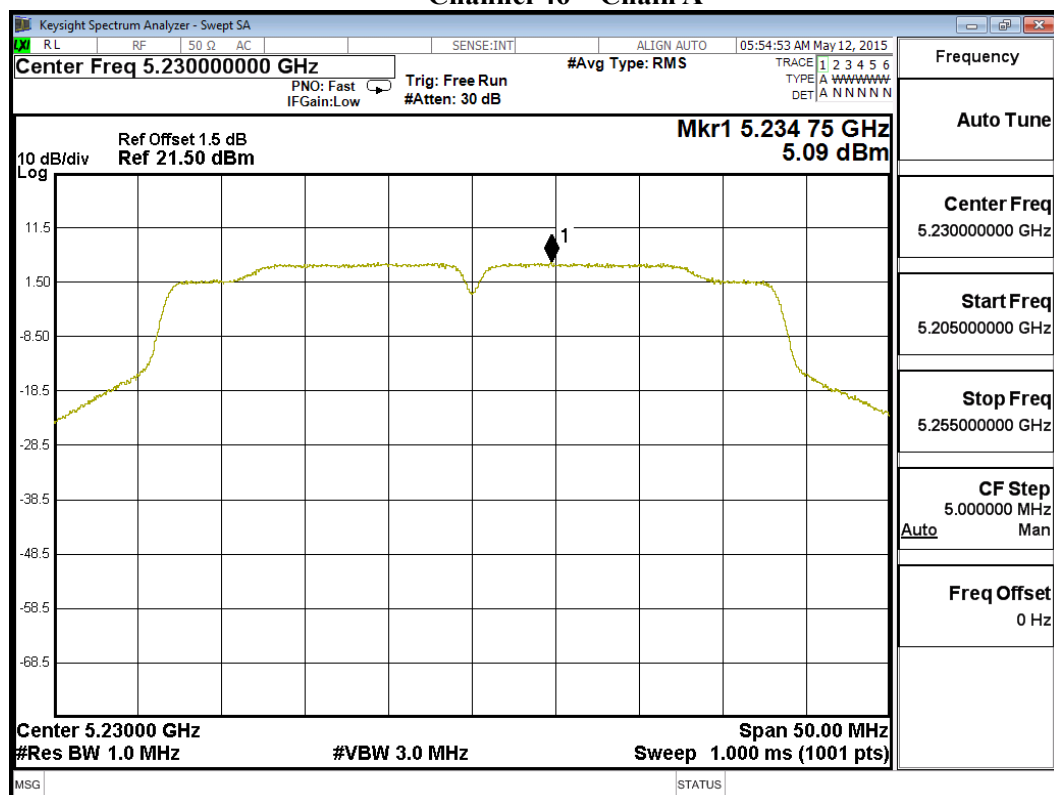
Note:

1. The quantity $10 \cdot \log 2$ (two antennas) is added to the spectrum peak value according to document 662911 D01.
2. Total PPSD = PPSD value + Duty Factor + $10 \cdot \log 2$

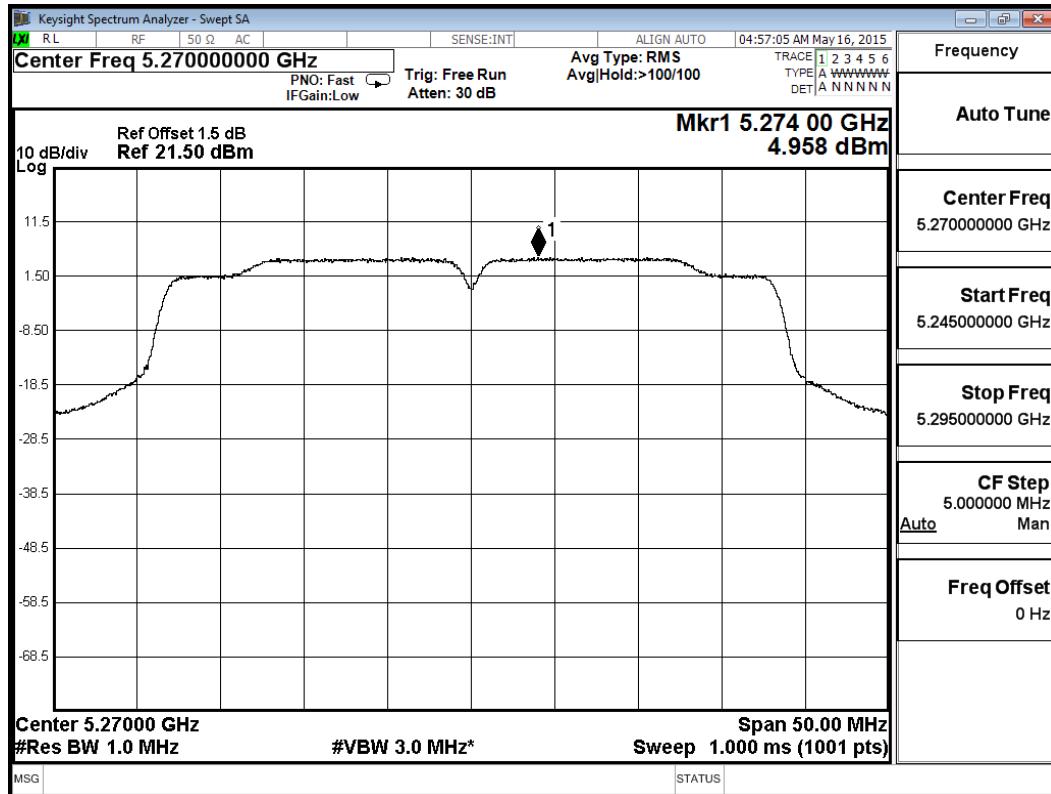
Channel 38 – Chain A



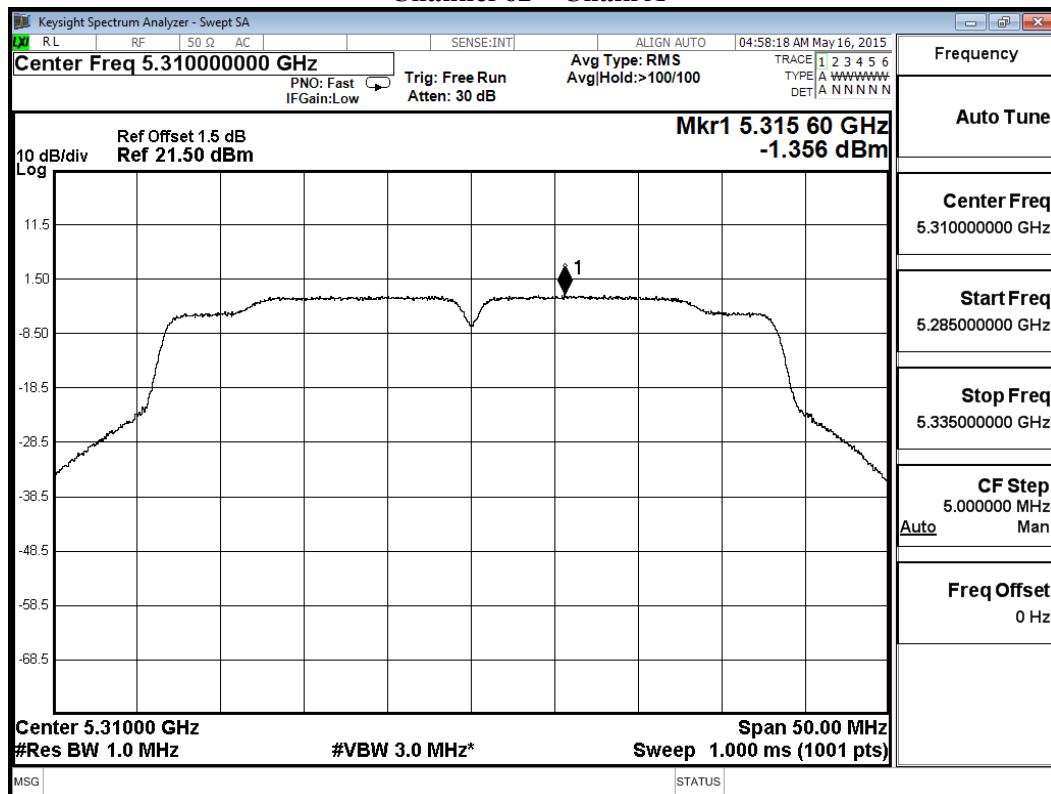
Channel 46 – Chain A



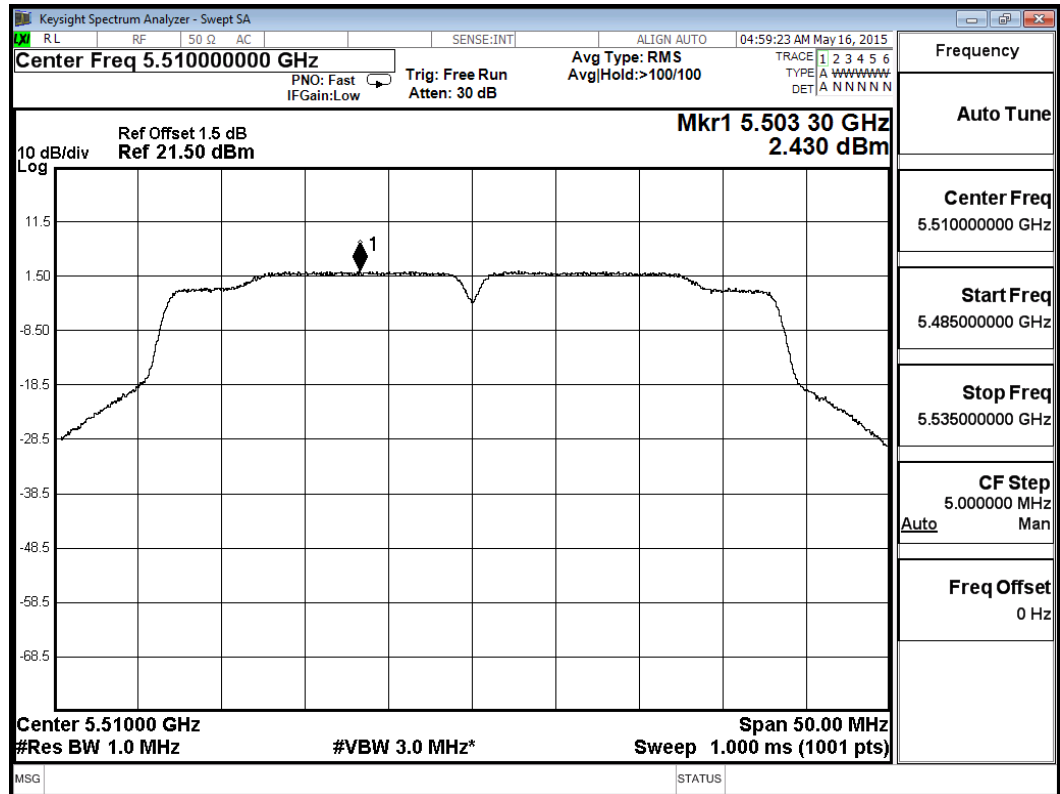
Channel 54 – Chain A



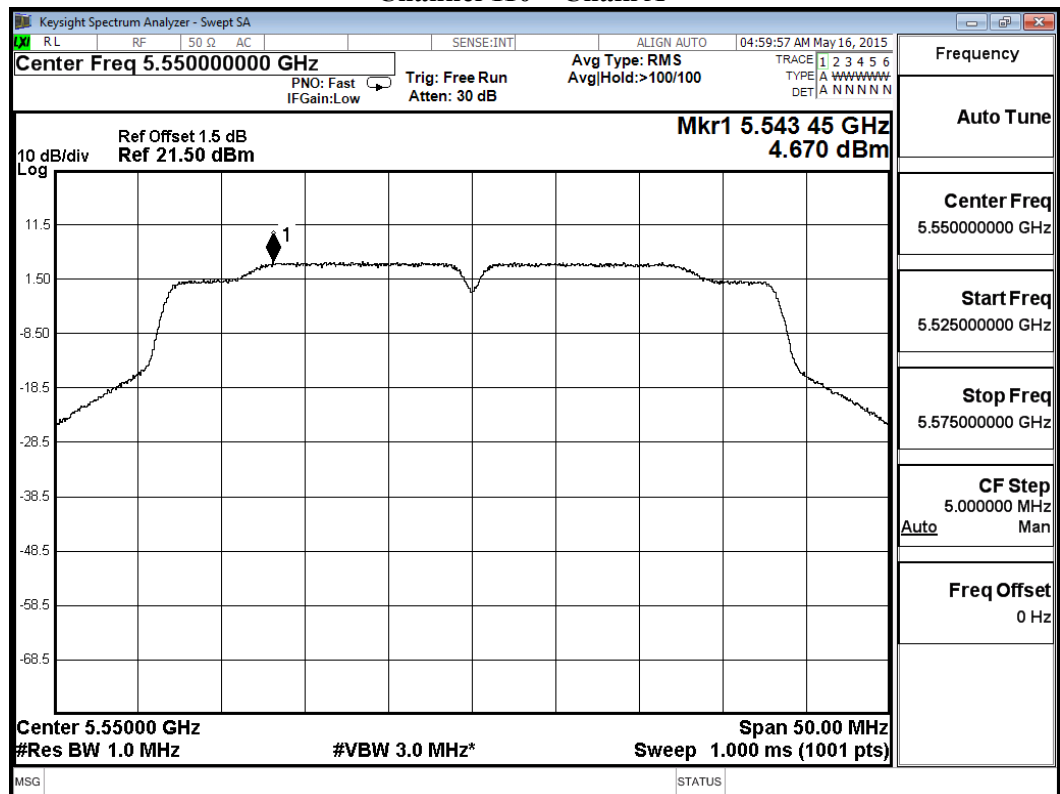
Channel 62 – Chain A



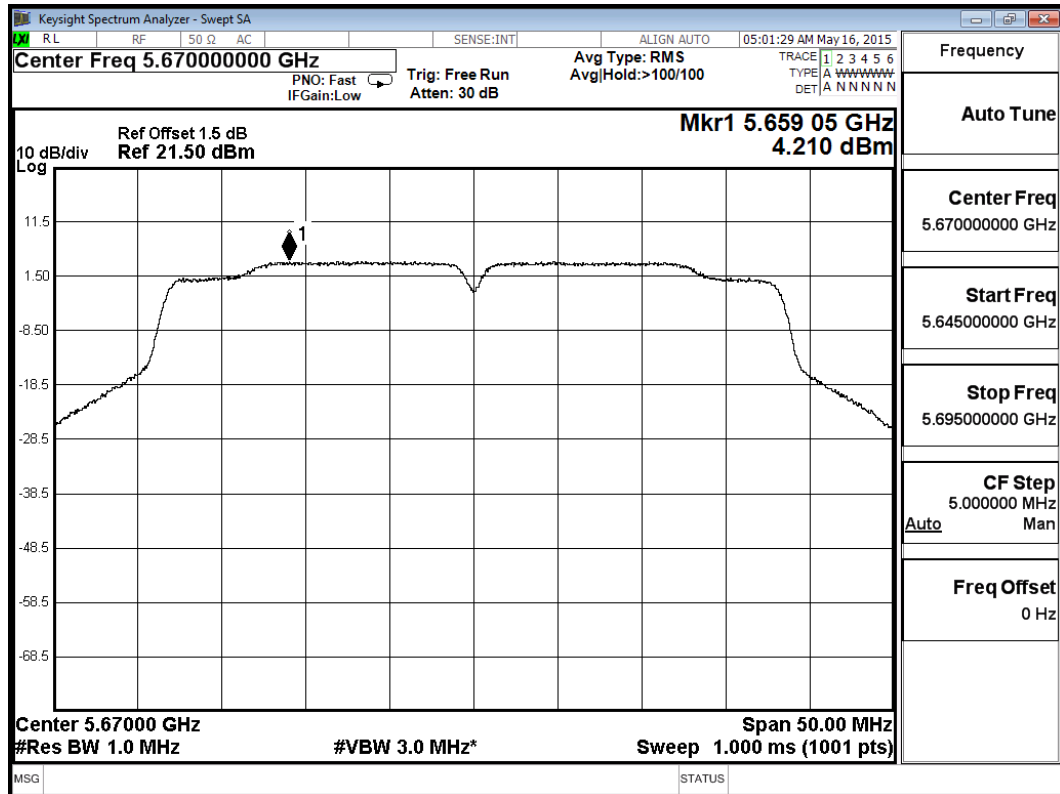
Channel 102 – Chain A



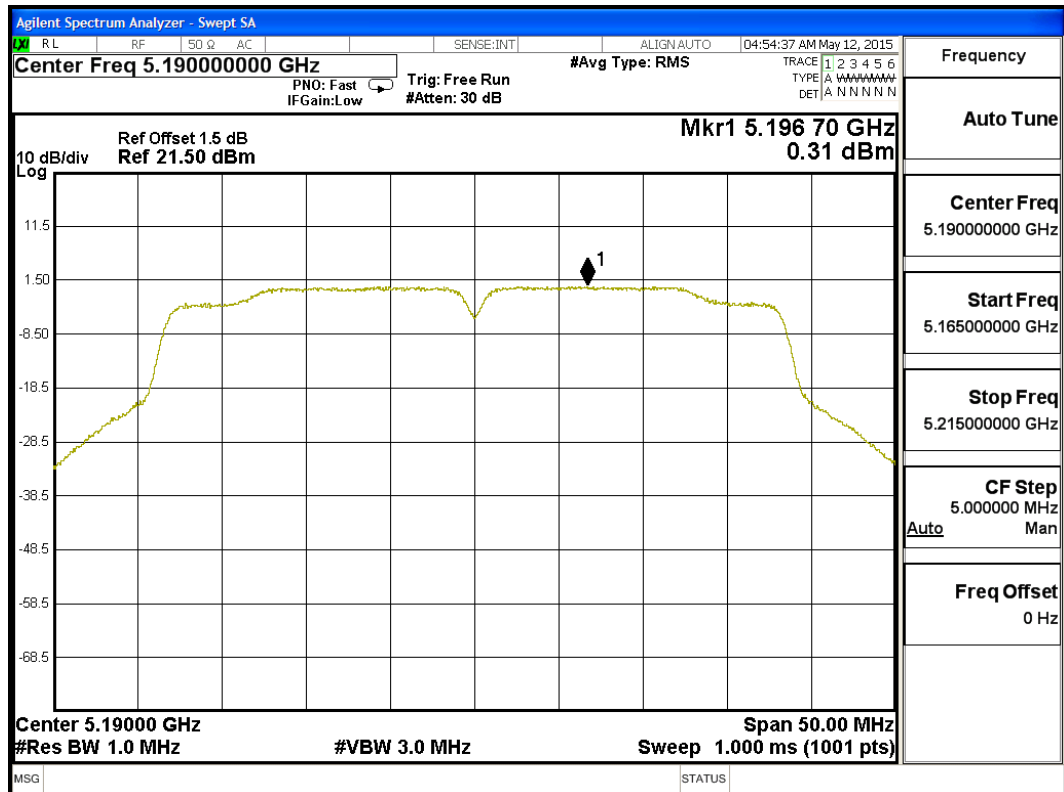
Channel 110 – Chain A



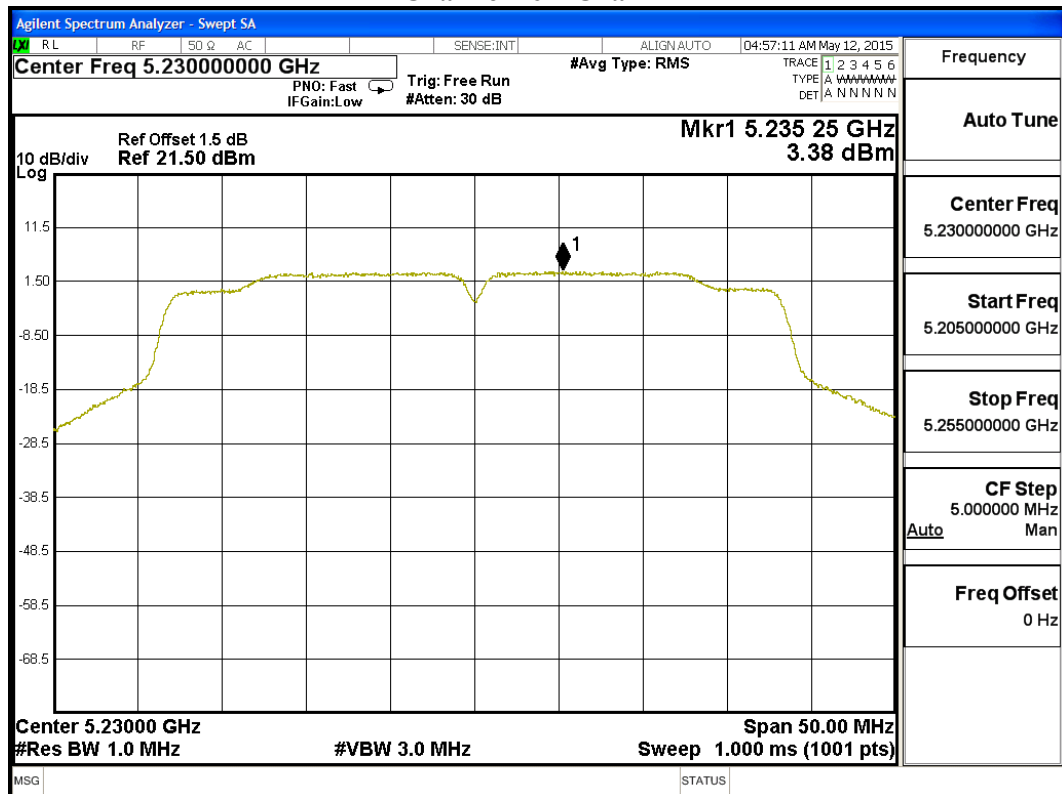
Channel 134 – Chain A



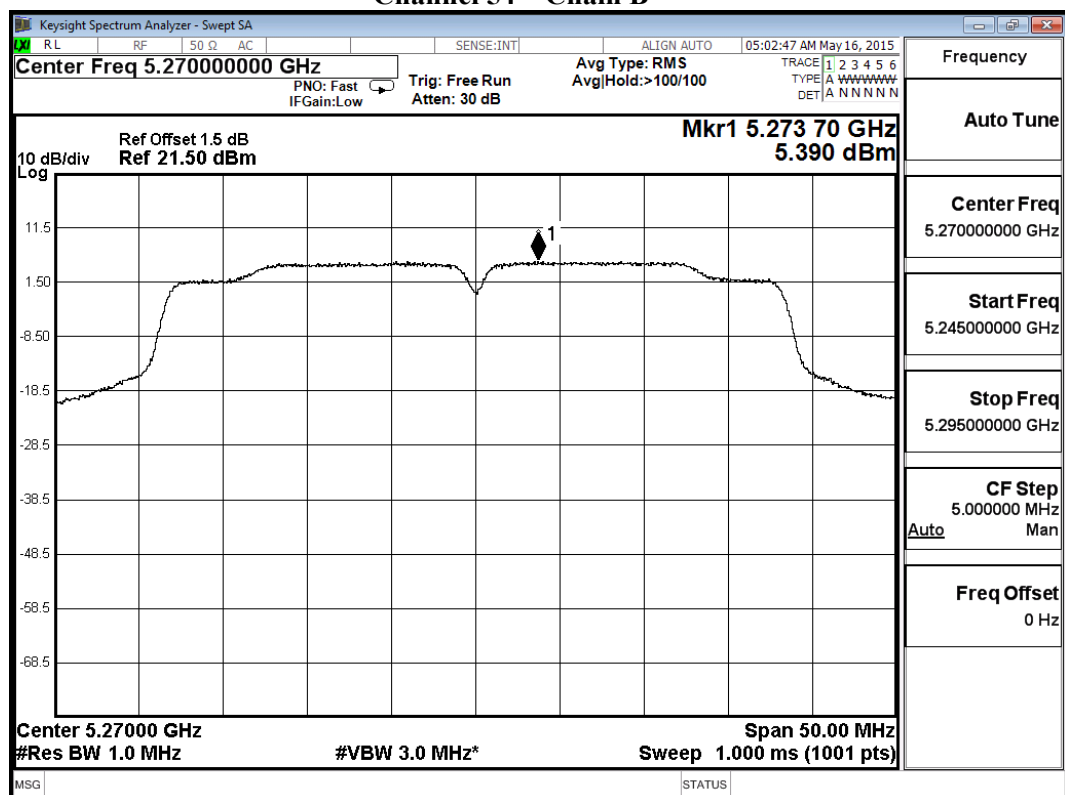
Channel 38 – Chain B



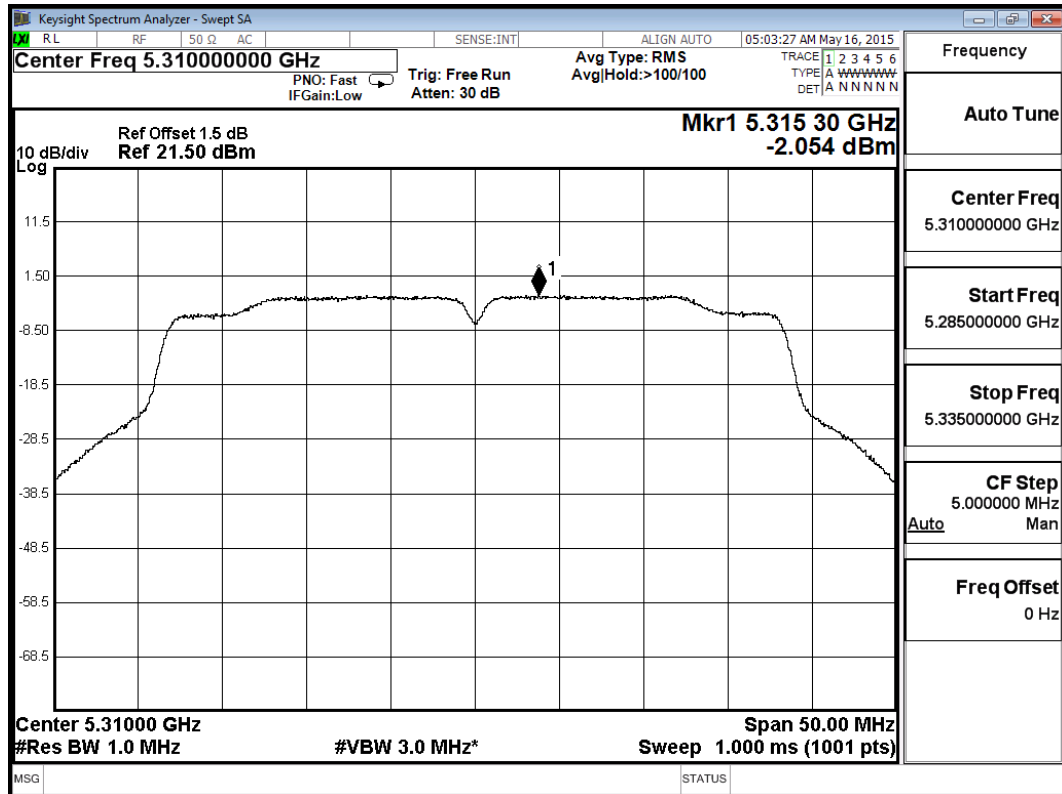
Channel 46 – Chain B



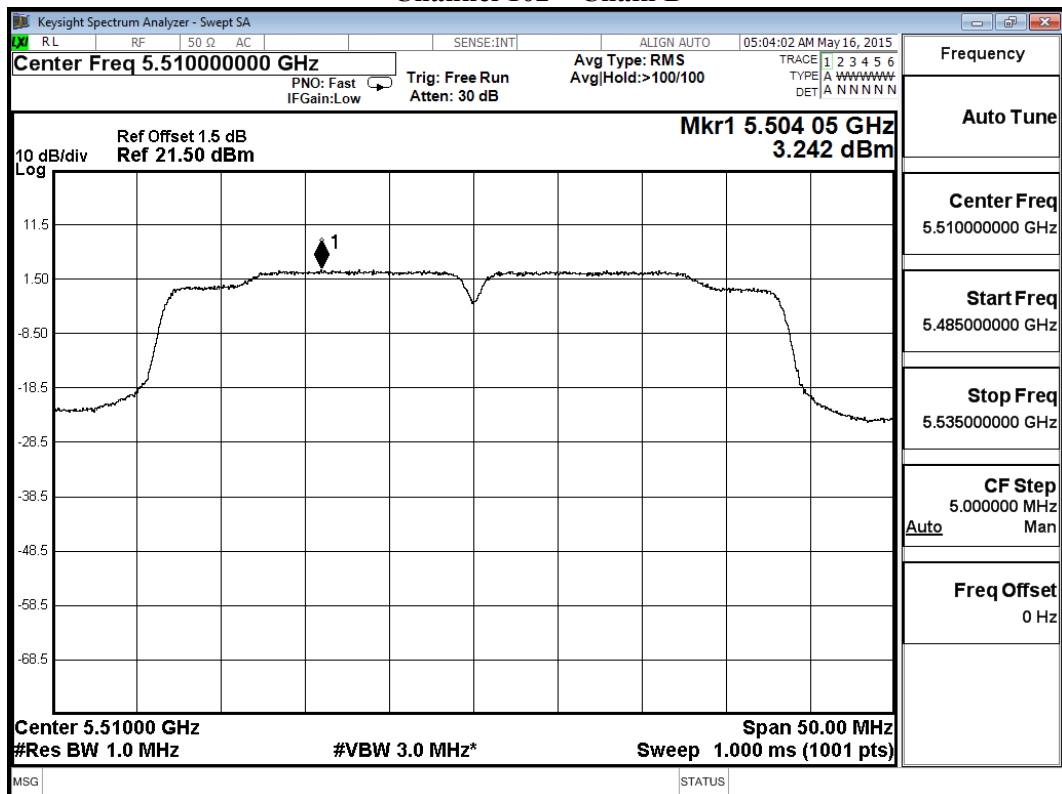
Channel 54 – Chain B



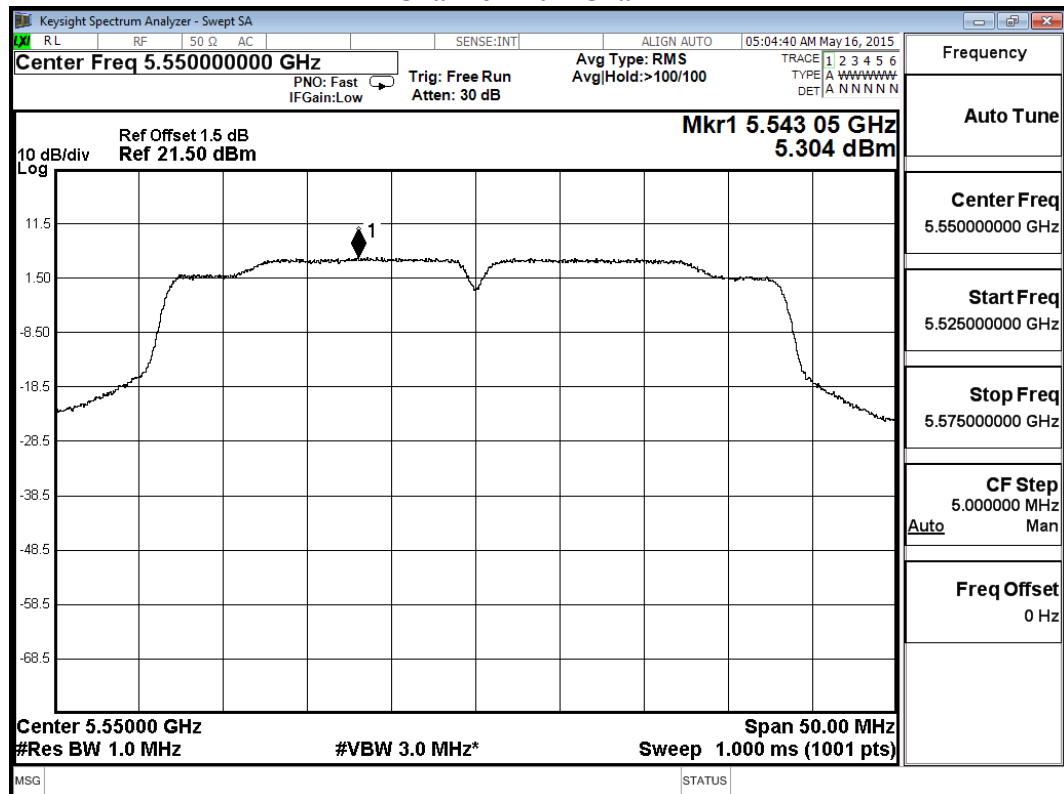
Channel 62 – Chain B



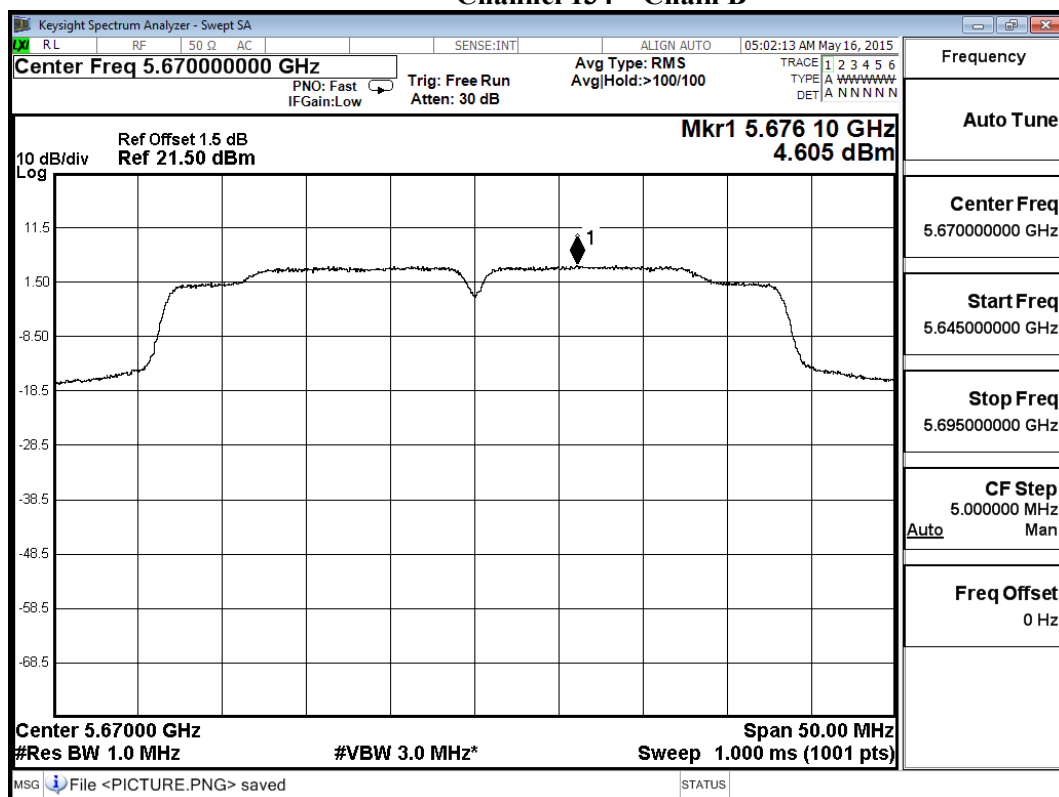
Channel 102 – Chain B



Channel 110 – Chain B



Channel 134 – Chain B



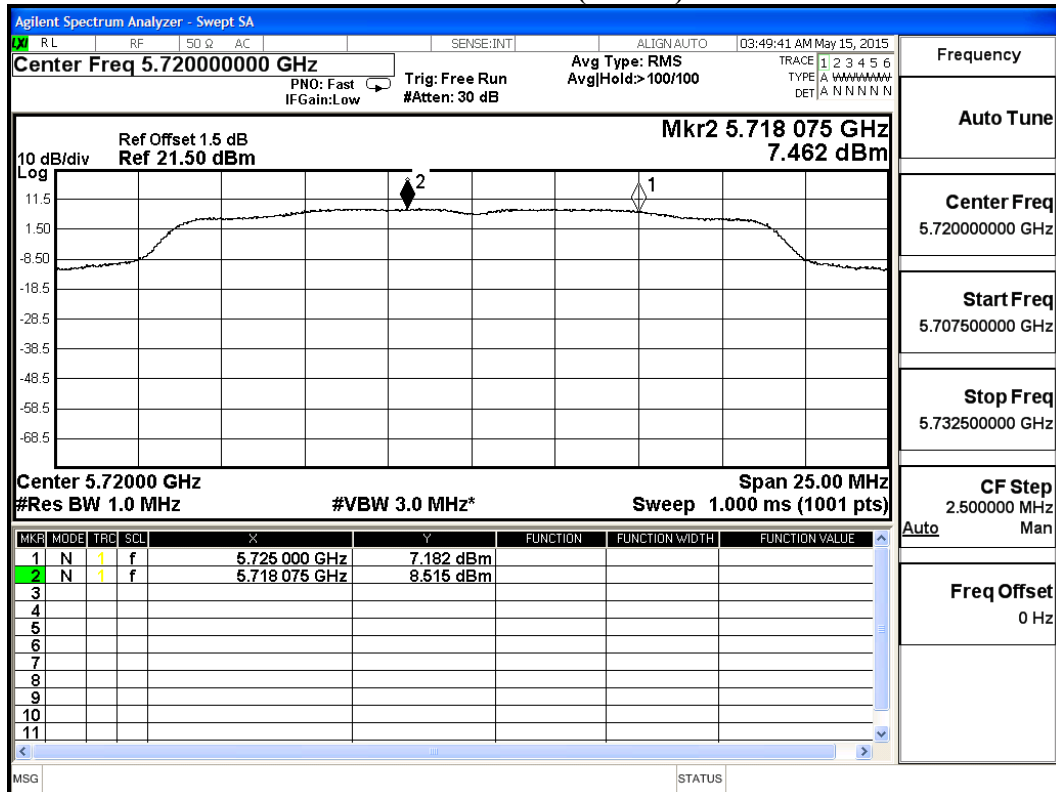
Product : Intel® Dual Band Wireless-AC 8260
 Test Item : Peak Power Spectral Density
 Test Site : No.3 OATS
 Test Mode : Mode 4 Beamforming: Transmit (802.11ac-20BW-14.4Mbps)

Channel Number	Frequency (MHz)	Chain	PPSD (dBm)	BWCF (dB)	Duty Factor (dB)	Total PSD (dBm)	Required Limit (dBm)	Result
144	5720(Band3)	A	7.462	--	0.09	10.562	<11	Pass
		B	7.883	--	0.09	10.983	<11	Pass
144	5720(Band4)	A	2.790	6.98	0.09	12.870	<30	Pass
		B	5.520	6.98	0.09	15.600	<30	Pass

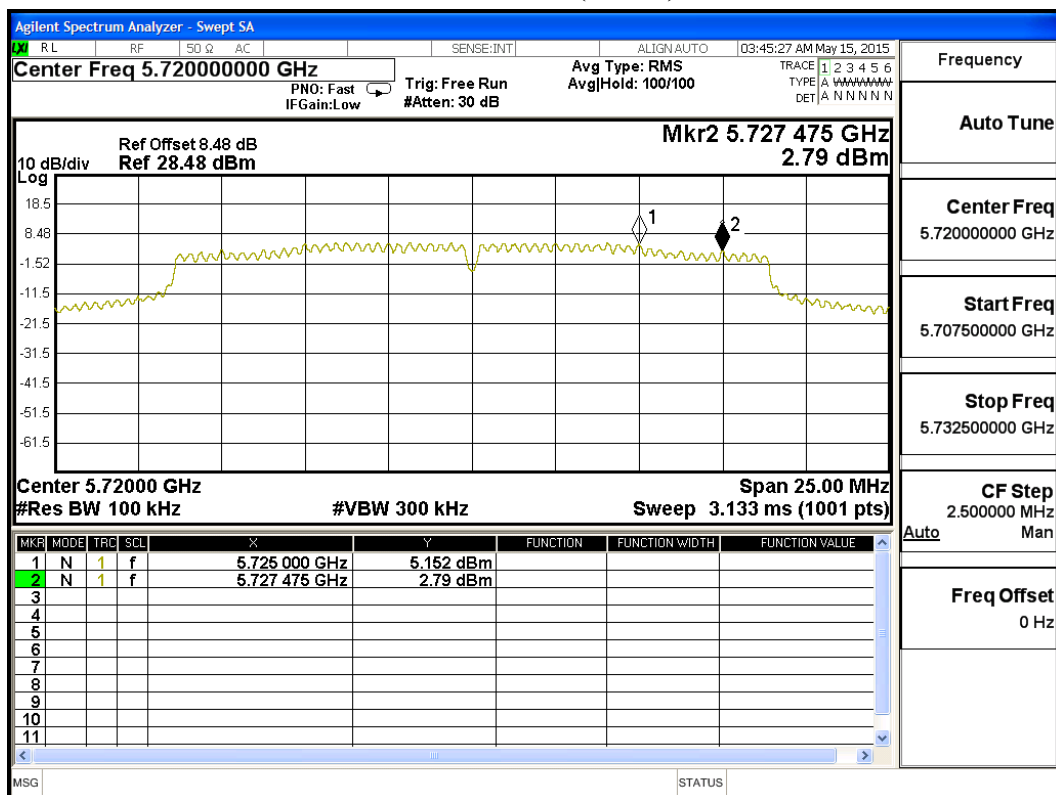
Note:

1. The quantity $10 \cdot \log 2$ (two antennas) is added to the spectrum peak value according to document 662911 D01.
2. Total PSD = PSD value + Duty Factor + $10 \cdot \log 2$

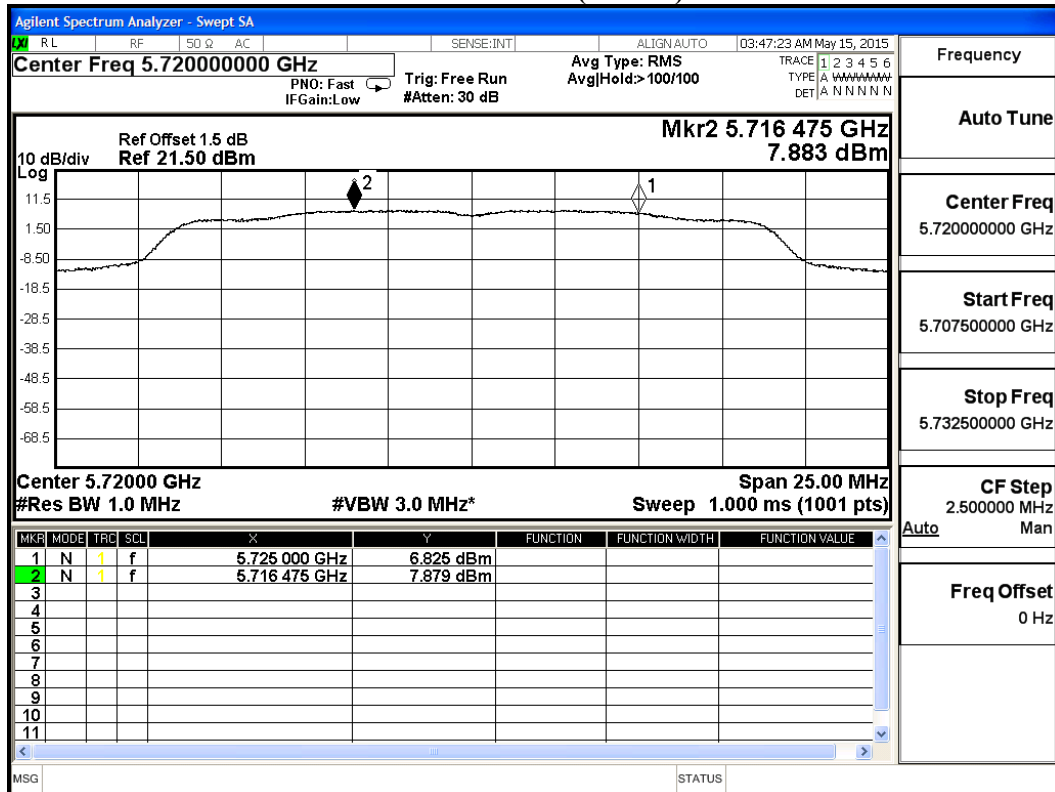
Channel 144(Band 3) – Chain A



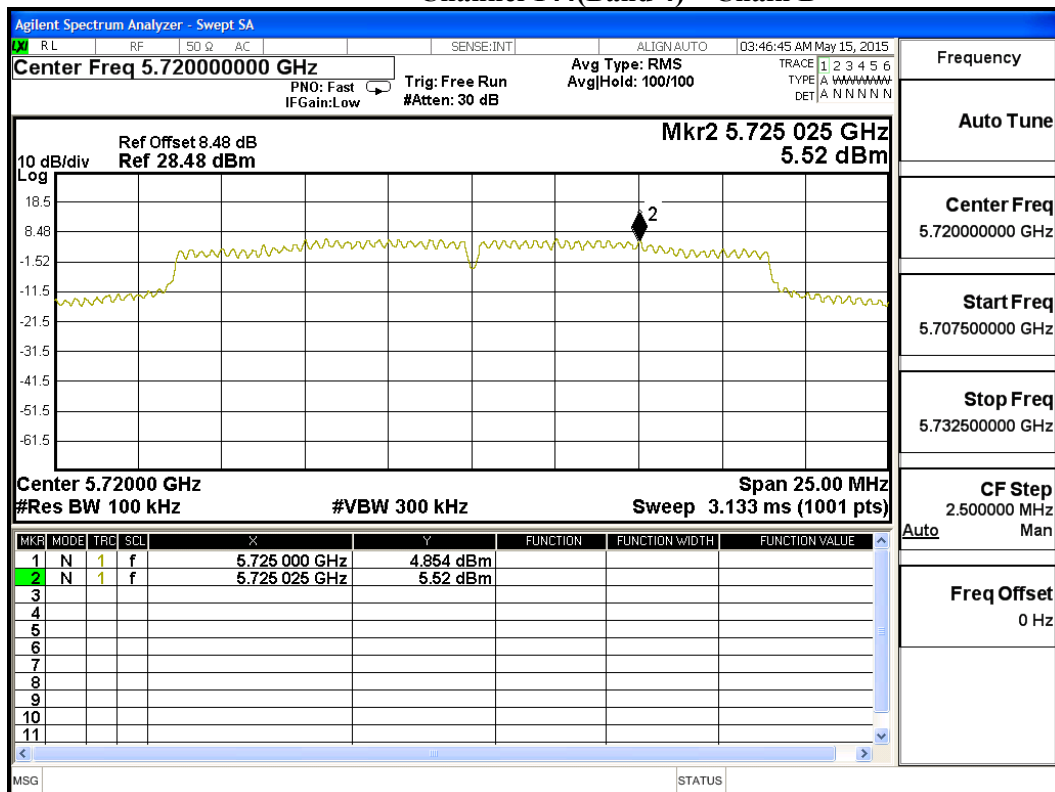
Channel 144(Band4) – Chain A



Channel 144(Band 3) – Chain B



Channel 144(Band 4) – Chain B



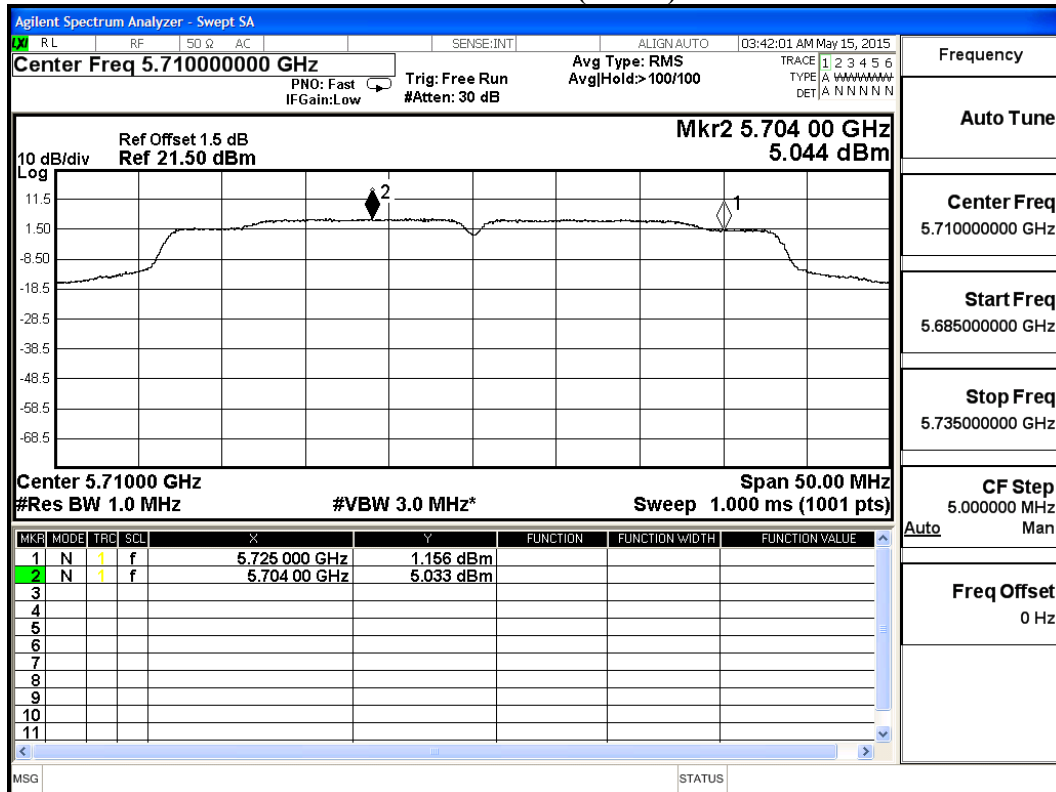
Product : Intel® Dual Band Wireless-AC 8260
 Test Item : Peak Power Spectral Density
 Test Site : No.3 OATS
 Test Mode : Mode 4 Beamforming: Transmit (802.11ac-40BW-30Mbps)

Channel Number	Frequency (MHz)	Chain	PPSD (dBm)	BWCF (dB)	Duty Factor (dB)	Total PPSD (dBm)	Required Limit (dBm)	Result
142	5710(Band3)	A	5.044	--	0.15	8.204	<11	Pass
		B	5.167	--	0.15	8.327	<11	Pass
142	5710(Band4)	A	-0.610	6.98	0.15	9.530	<30	Pass
		B	-0.280	6.98	0.15	9.860	<30	Pass

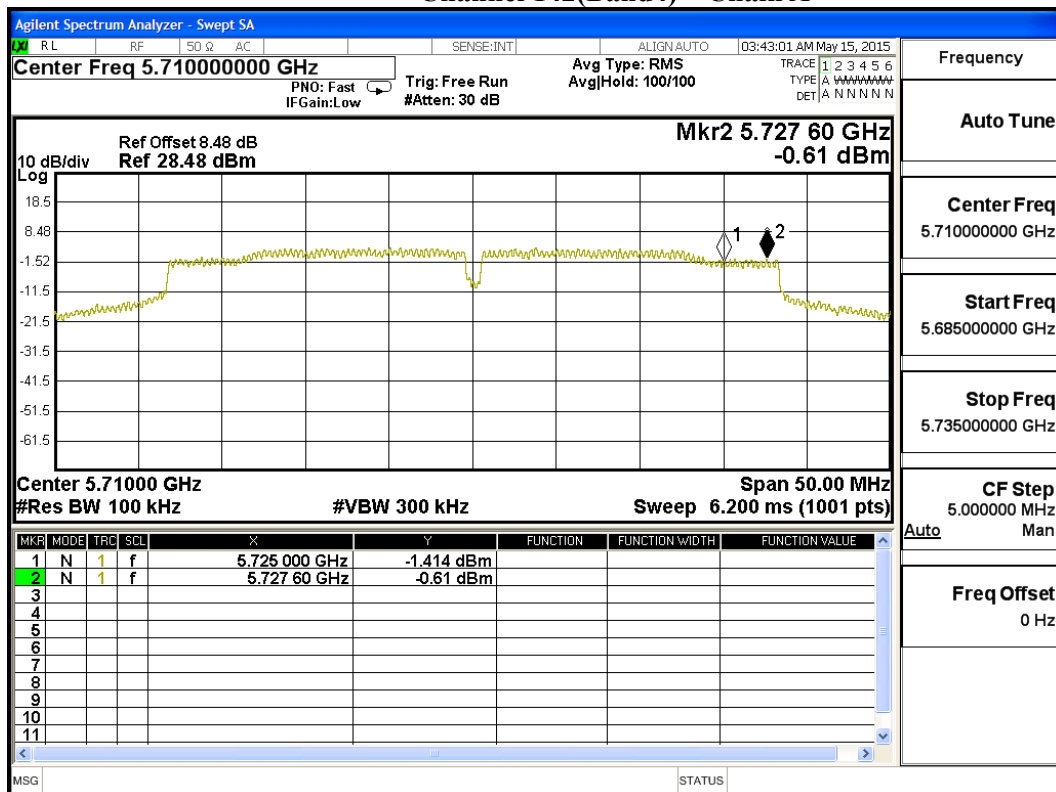
Note:

1. The quantity $10 \cdot \log 2$ (two antennas) is added to the spectrum peak value according to document 662911 D01.
2. Total PPSD = PPSD value + Duty Factor + $10 \cdot \log 2$

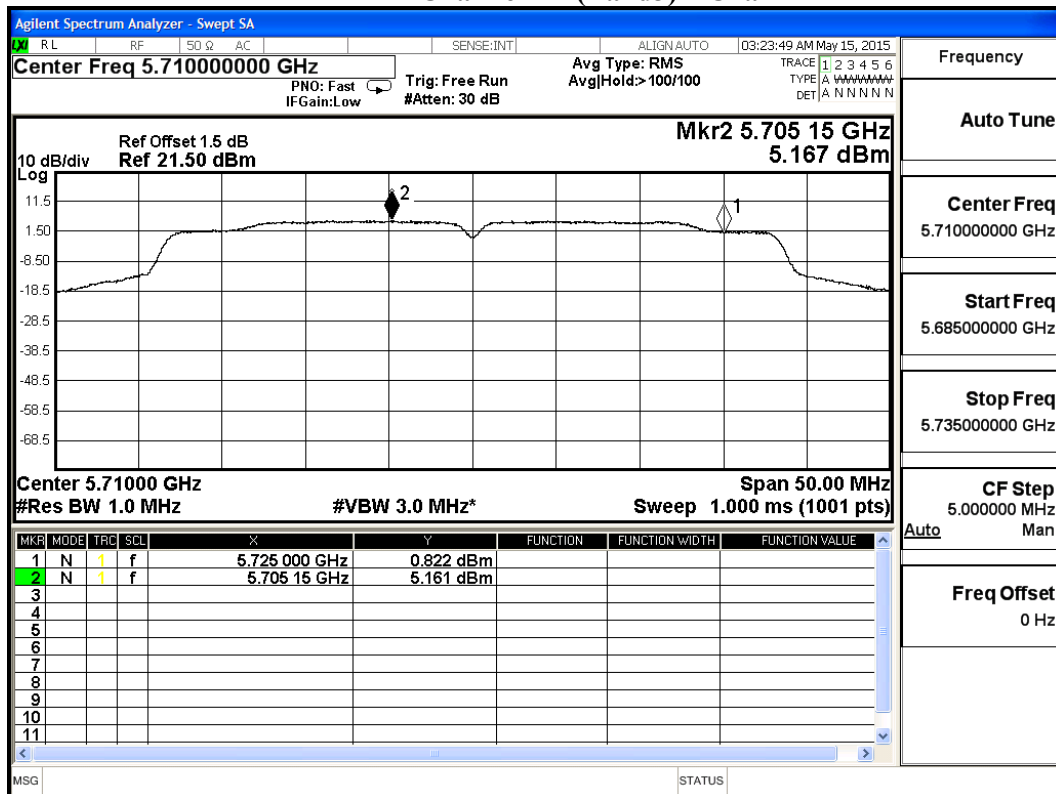
Channel 142(Band3) – Chain A



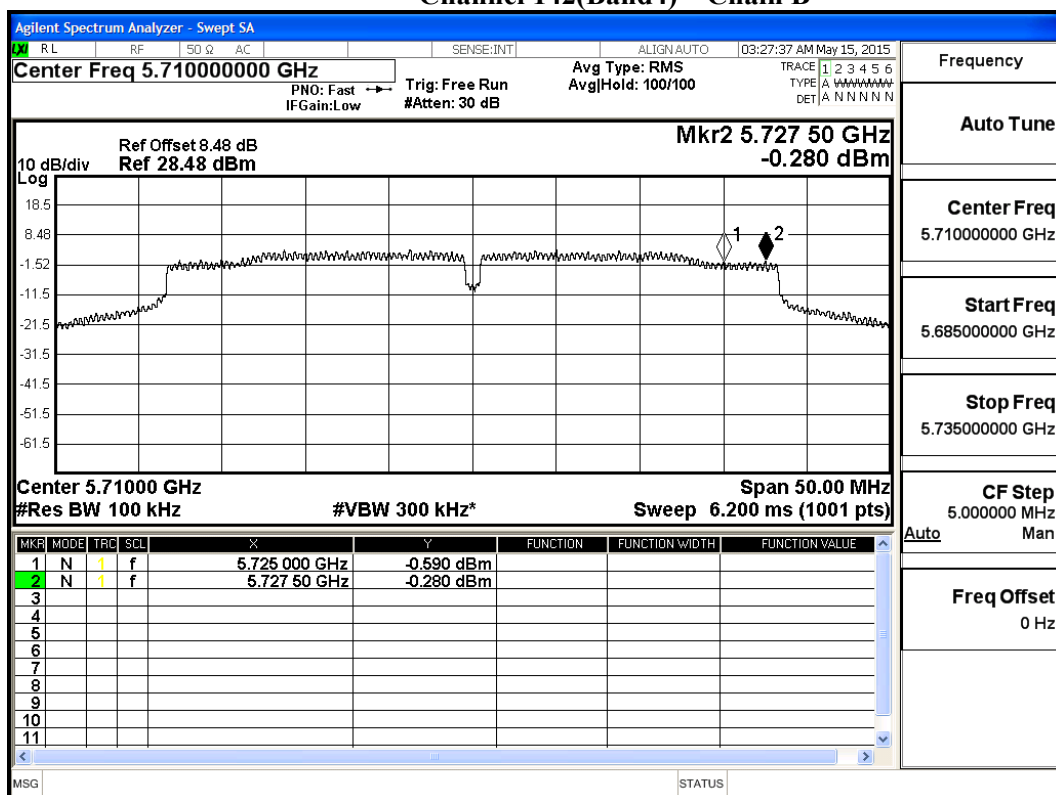
Channel 142(Band4) – Chain A



Channel 142(Band3) – Chain B



Channel 142(Band4) – Chain B



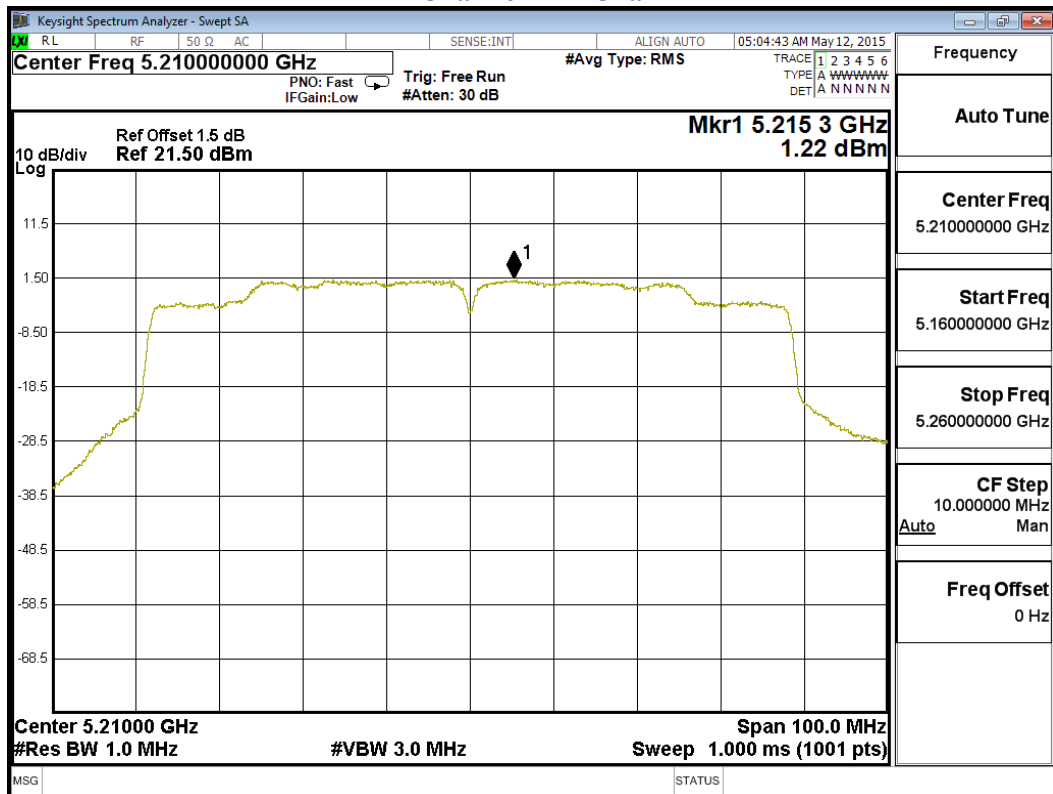
Product : Intel® Dual Band Wireless-AC 8260
Test Item : Peak Power Spectral Density
Test Site : No.3 OATS
Test Mode : Mode 4 Beamforming: Transmit (802.11ac-80BW-65Mbps)

Channel Number	Frequency (MHz)	Chain	PPSD (dBm)	BWCF (dB)	Duty Factor (dB)	Total PPSD (dBm)	Required Limit (dBm)	Result
42	5210	A	1.220	--	0.31	4.540	<11	Pass
		B	-0.310	--	0.31	3.010	<11	Pass
58	5290	A	-4.240	--	0.31	-0.920	<11	Pass
		B	-5.430	--	0.31	-2.110	<11	Pass
106	5530	A	-0.660	--	0.31	2.660	<11	Pass
		B	-0.580	--	0.31	2.740	<11	Pass
122	5610	A	2.680	--	0.31	6.000	<11	Pass
		B	2.780	--	0.31	6.100	<11	Pass
138	5690 (Band3)	A	2.233	--	0.31	5.553	<11	Pass
		B	2.439	--	0.31	5.759	<11	Pass
138	5690 (Band4)	A	-3.780	6.98	0.31	6.520	<30	Pass
		B	-4.191	6.98	0.31	6.109	<30	Pass

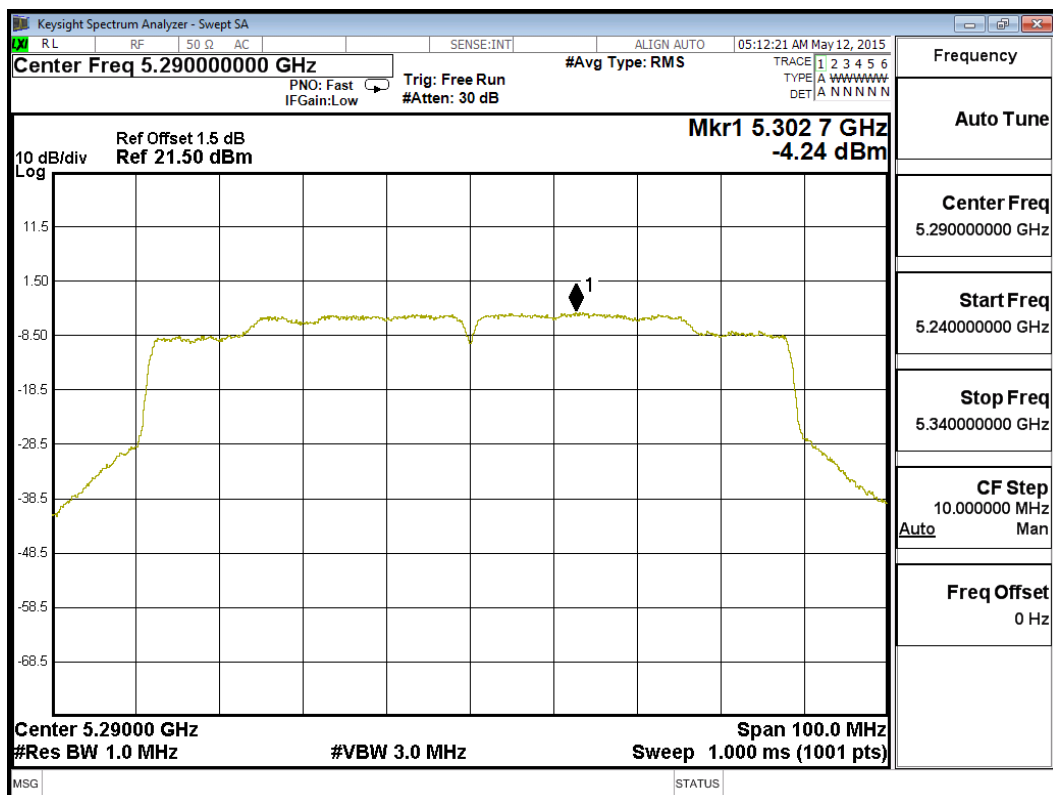
Note:

1. The quantity $10 \cdot \log 2$ (two antennas) is added to the spectrum peak value according to document 662911 D01.
2. Total PPSD = PPSD value + Duty Factor + $10 \cdot \log 2$

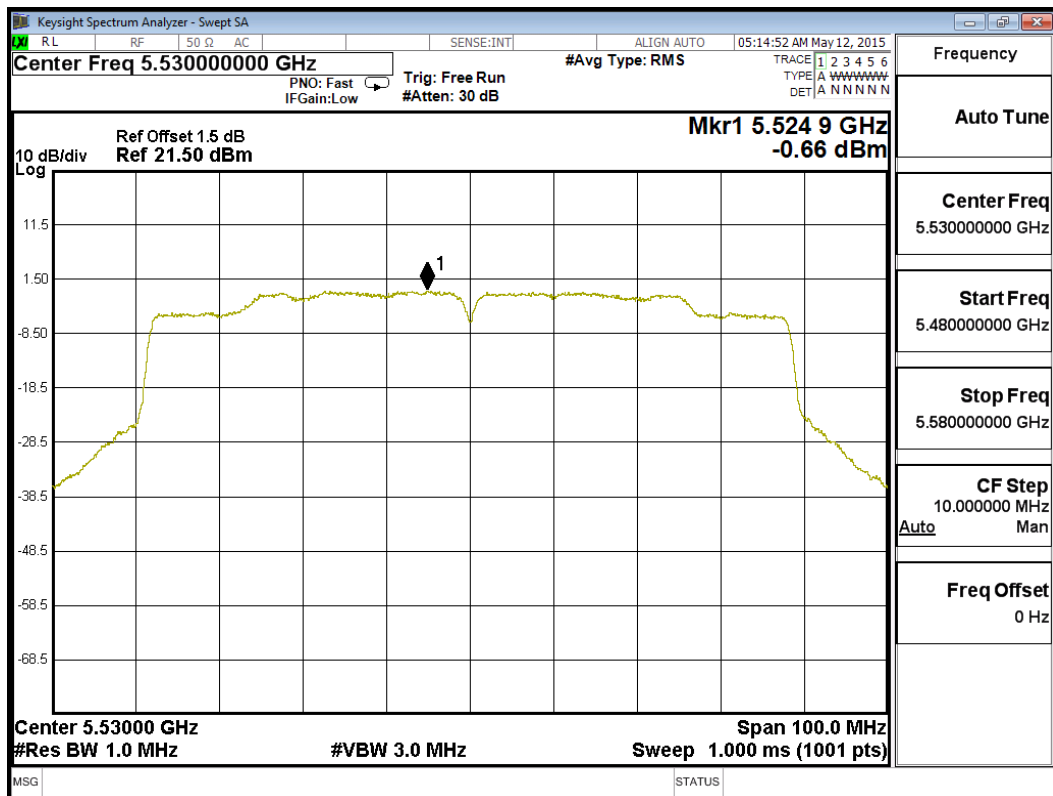
Channel 42 – Chain A



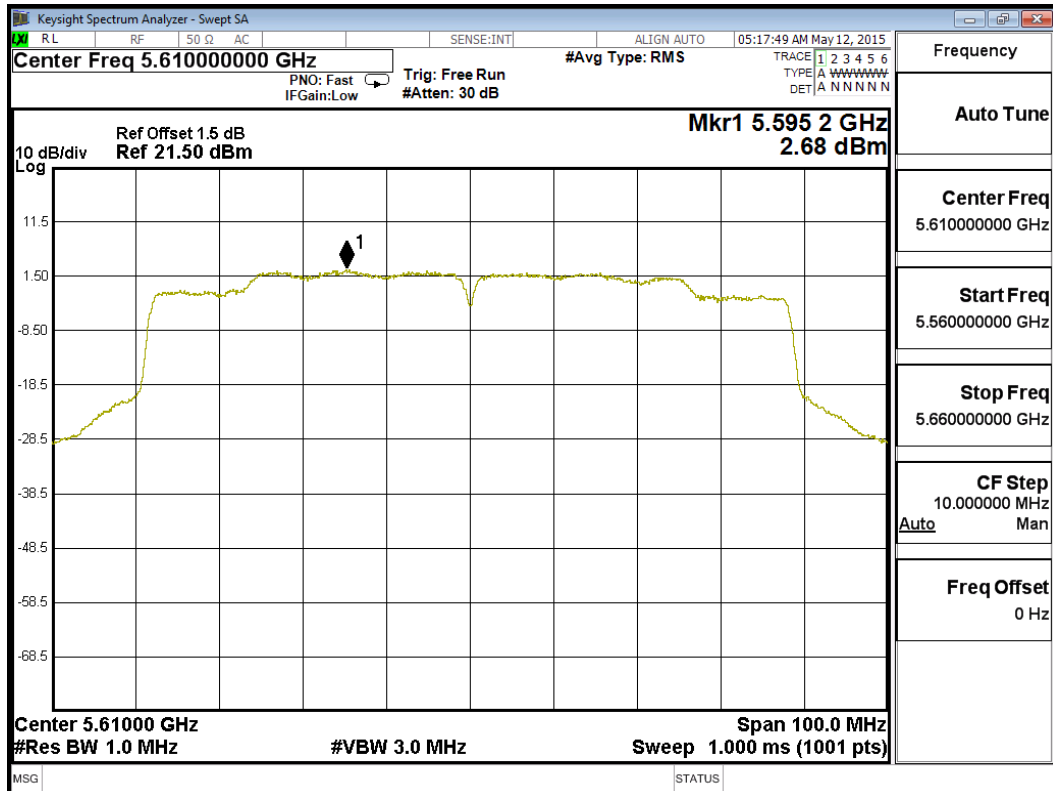
Channel 58 – Chain A



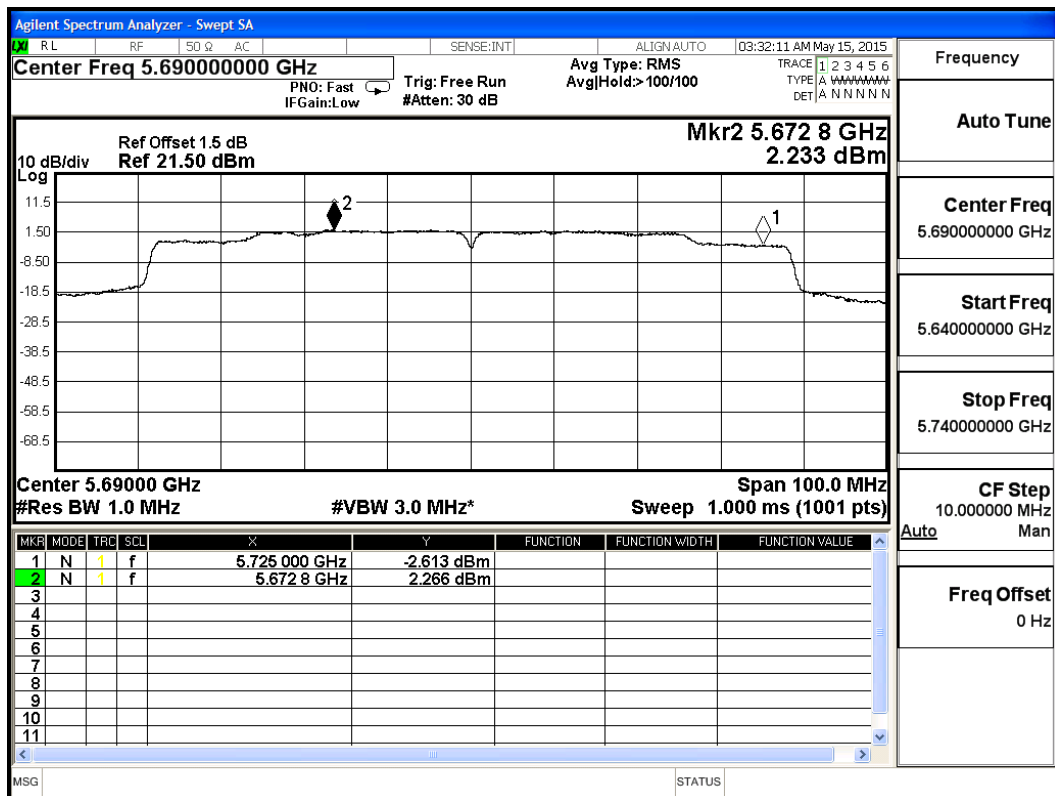
Channel 106 – Chain A



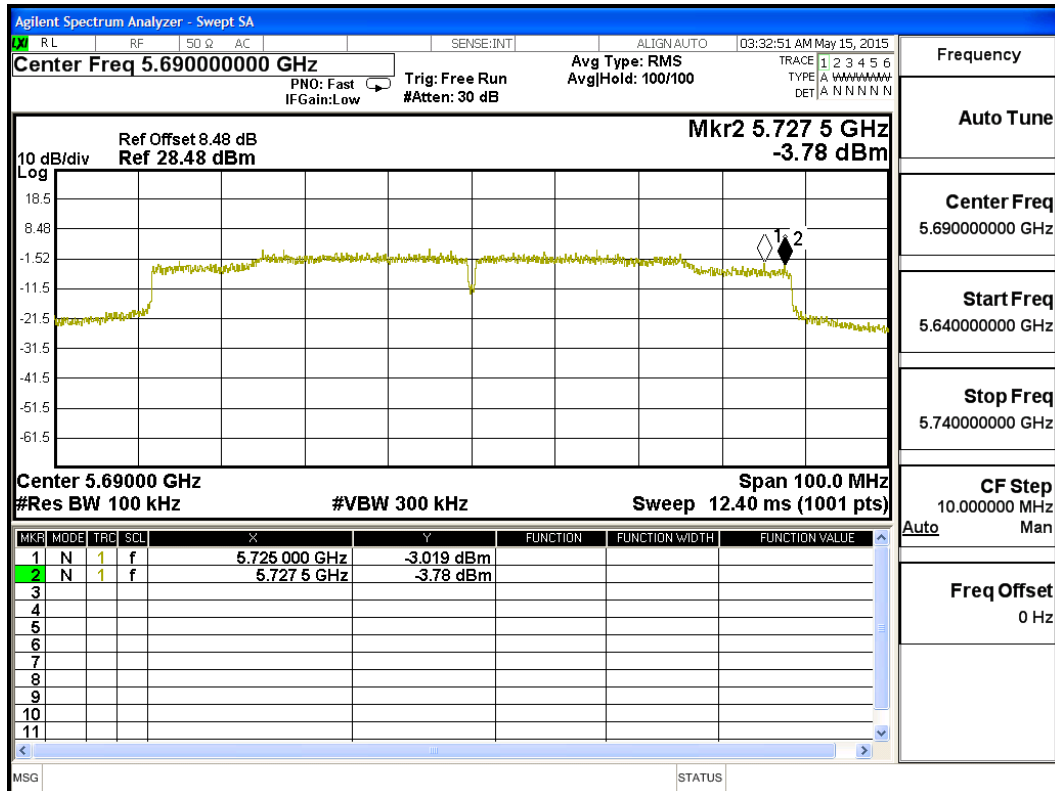
Channel 122 – Chain A



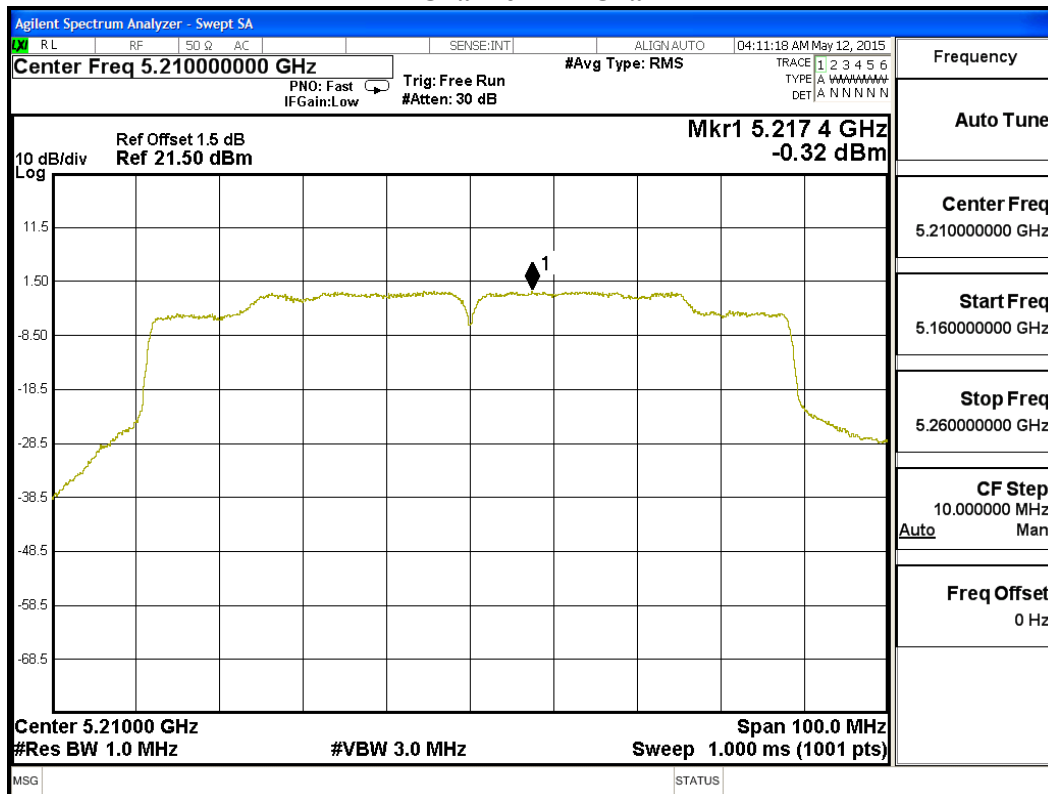
Channel 138(Band3) – Chain A



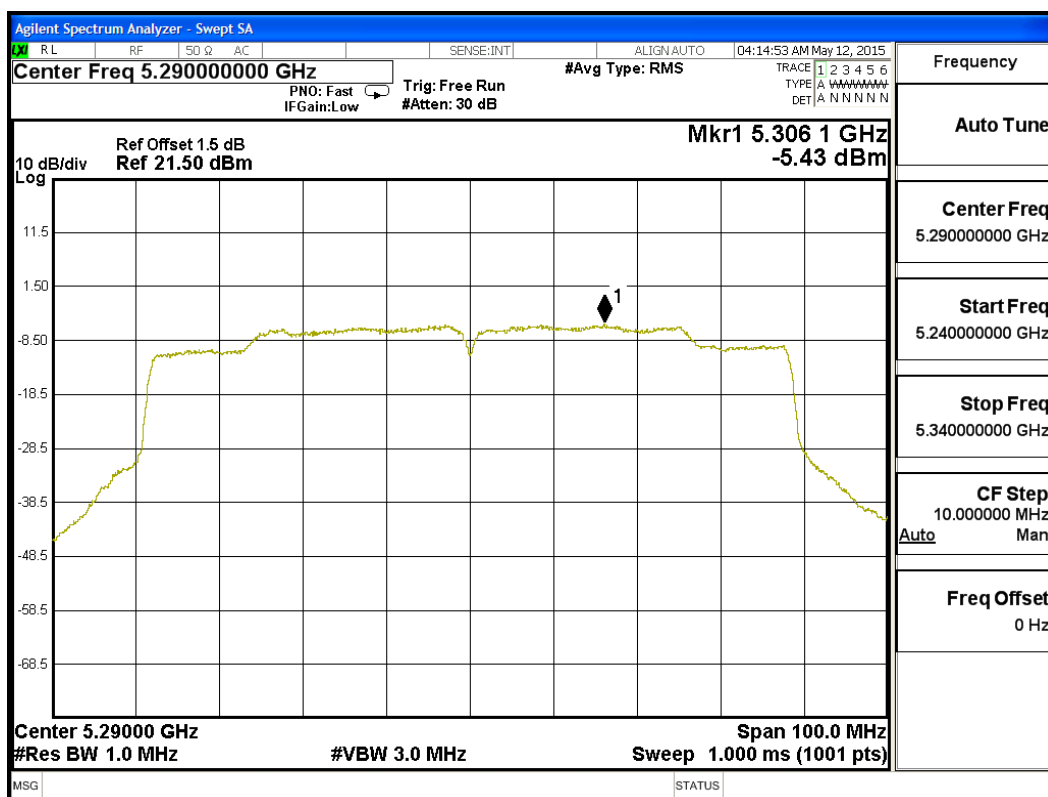
Channel 138(Band4) – Chain A



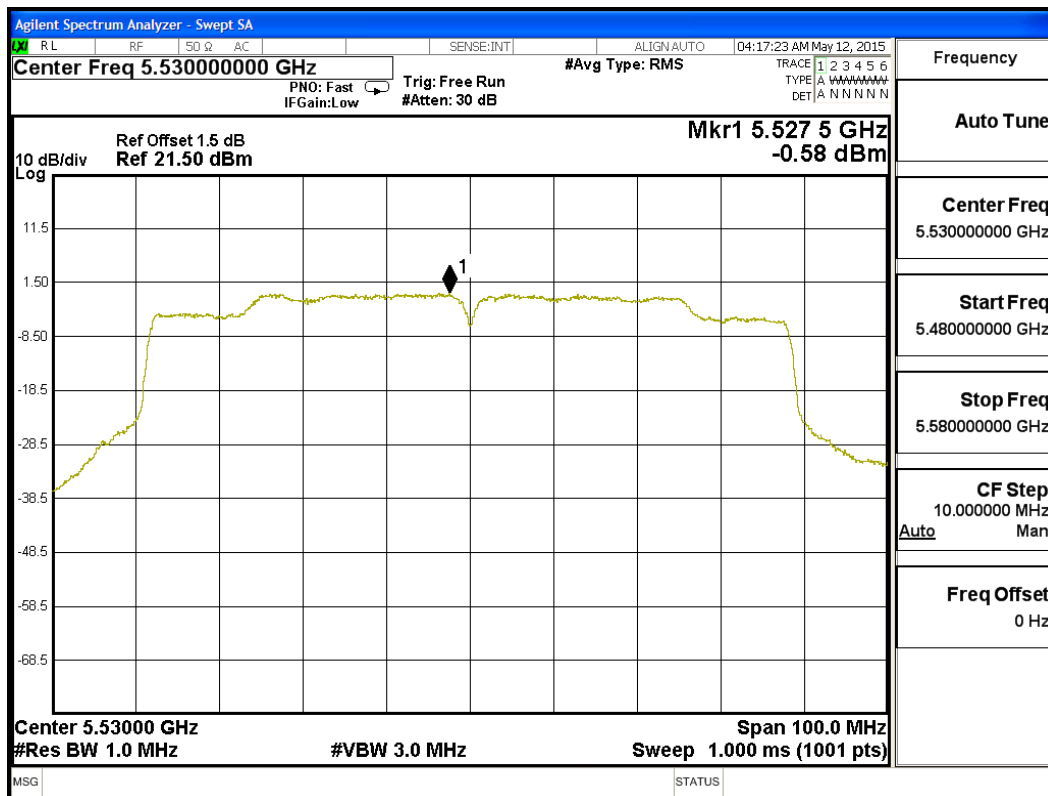
Channel 42 – Chain B



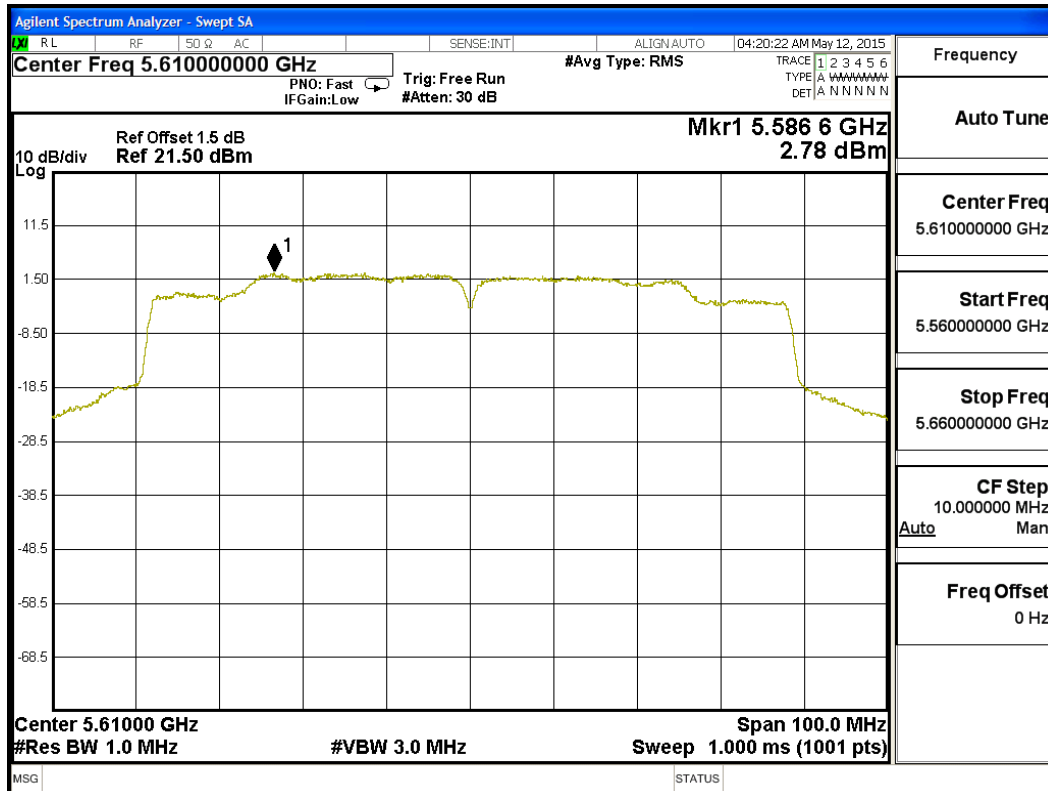
Channel 58 – Chain B



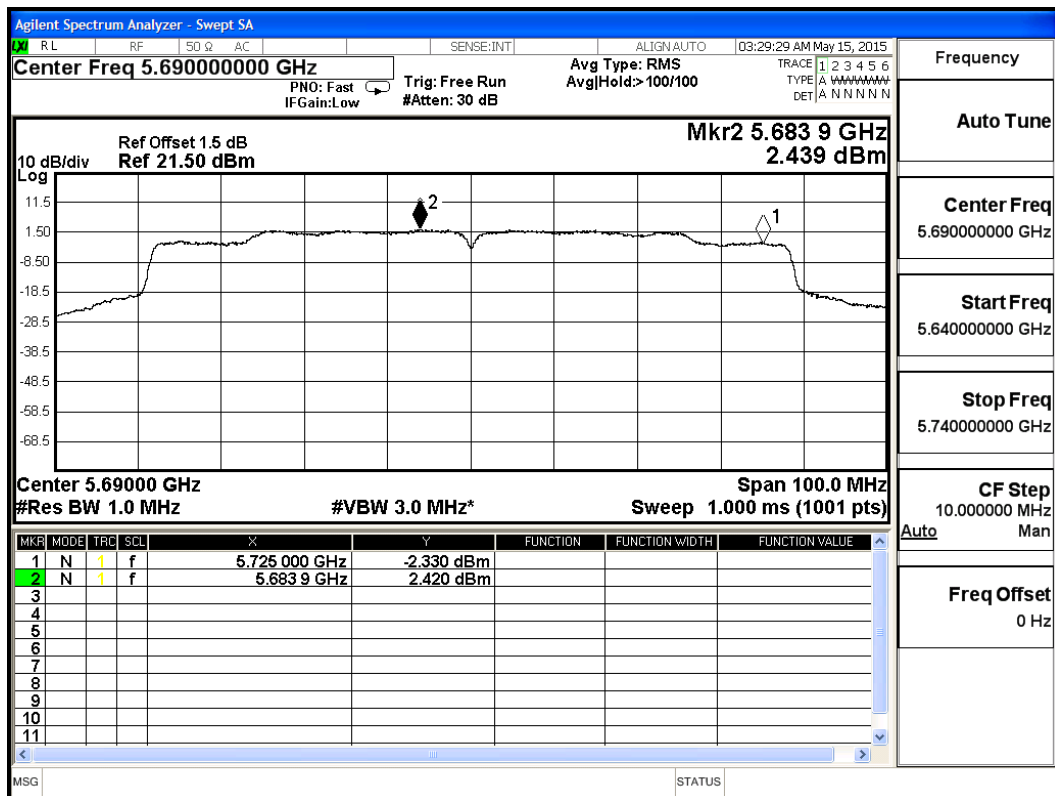
Channel 106 – Chain B



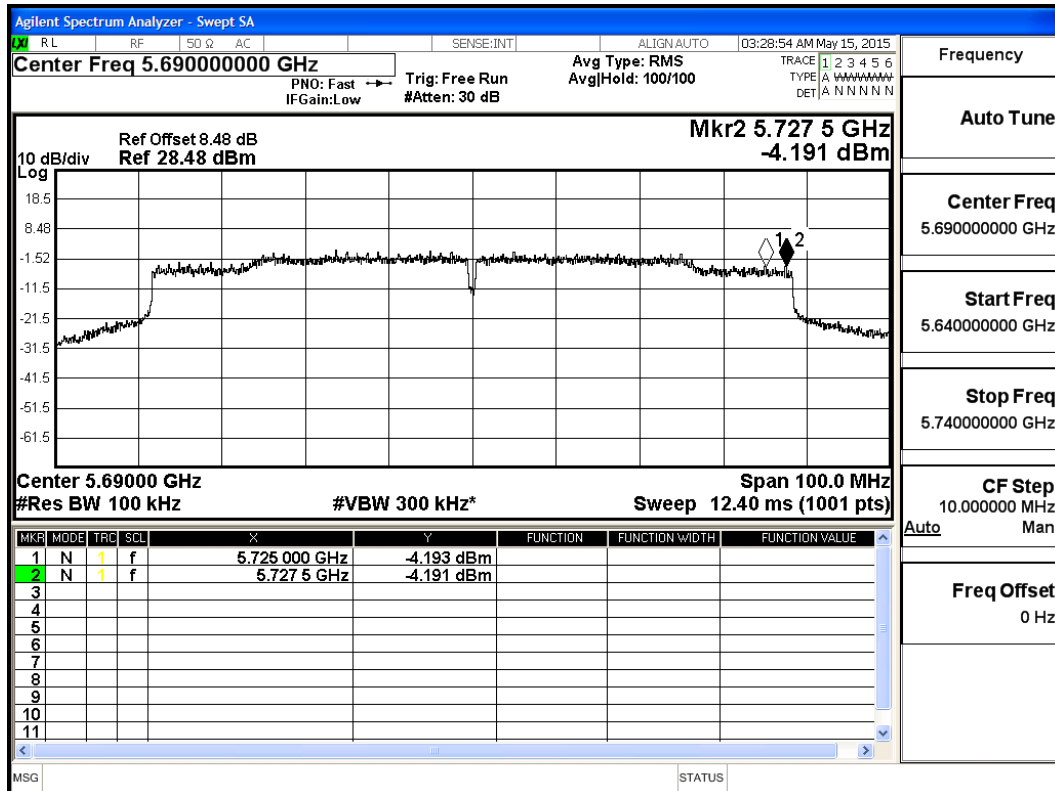
Channel 122 – Chain B



Channel 138(Band3) – Chain B



Channel 138(Band4) – Chain B



5. Radiated Emission

5.1. Test Equipment

The following test equipments are used during the radiated emission test:

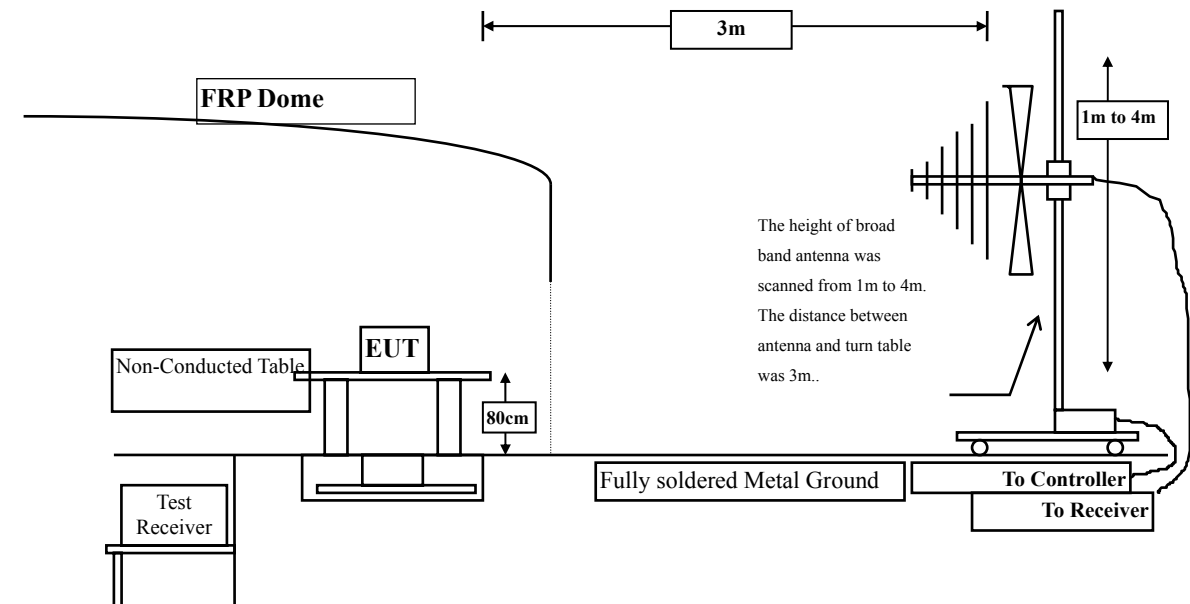
Test Site		Equipment	Manufacturer	Model No./Serial No.	Last Cal.
<input checked="" type="checkbox"/> Site # 3	X	Magnetic Loop Antenna	Teseq	HLA6121/ 37133	Sep, 2014
	X	Bilog Antenna	Schaffner Chase	CBL6112B/ 2707	Jun, 2014
	X	EMI Test Receiver	R&S	ESCS 30/838251/ 001	Jun, 2014
	X	Coaxial Cable	QTK(Arnist)	RG 214/ LC003-RG	Jun, 2014
	X	Coaxial signal switch	Arnist	MP59B/ 6200798682	Jun, 2014

Test Site		Equipment	Manufacturer	Model No./Serial No.	Last Cal.
<input checked="" type="checkbox"/> CB # 8	X	Spectrum Analyzer	R&S	FSP40/ 100339	Oct, 2014
	X	Horn Antenna	ETS-Lindgren	3117/ 35205	Mar, 2015
	X	Horn Antenna	Schwarzbeck	BBHA9170/209	Jan, 2015
	X	Horn Antenna	TRC	AH-0801/95051	Aug, 2014
	X	Pre-Amplifier	EMCI	EMC012630SE/980210	Jan, 2015
	X	Pre-Amplifier	MITEQ	JS41-001040000-58-5P/153945	Jul, 2014
	X	Pre-Amplifier	NARDA	DBL-1840N506/013	Jul, 2014

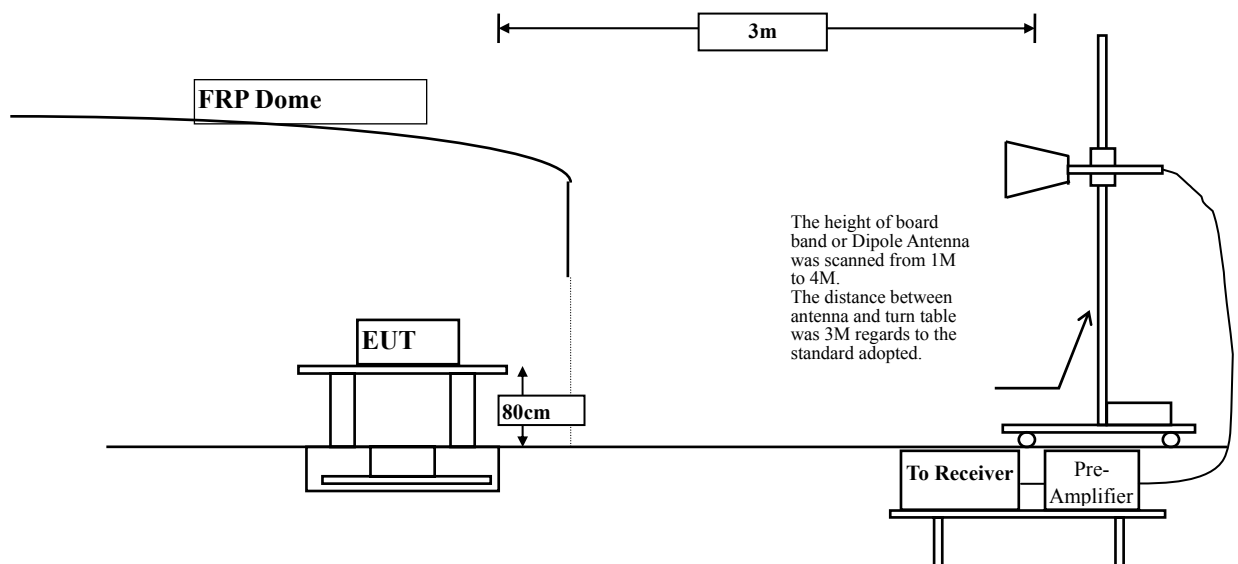
- Note:
1. All equipments are calibrated with traceable calibrations. Each calibration is traceable to the national or international standards.
 2. The test instruments marked with "X" are used to measure the final test results.

5.2. Test Setup

Radiated Emission Below 1GHz



Radiated Emission Above 1GHz



5.3. Limits

Emissions radiated outside of the specified frequency bands, except for harmonics, shall be attenuated by at least 20dB below the level of the fundamental or to the general radiated emission limits in paragraph 15.209, whichever is the lesser attenuation.

FCC Part 15 Subpart C Paragraph 15.209(a) Limits		
Frequency MHz	Field strength (microvolts/meter)	Measurement distance (meter)
0.009-0.490	2400/F(kHz)	300
0.490-1.705	24000/F(kHz)	30
1.705-30	30	30
30-88	100	3
88-216	150	3
216-960	200	3
Above 960	500	3

Remarks: E field strength (dBμV/m) = 20 log E field strength (uV/m)

5.4. Test Procedure

The EUT was setup according to ANSI C63.10, 2009 and tested according to FCC KDB-789033 test procedure for compliance to FCC 47CFR 15. 407 requirements.

Measuring the frequency range below 1GHz, the EUT is placed on a turn table which is 0.8 meter above ground, when measuring the frequency range above 1GHz, the EUT is placed on a turn table which is 0.8 meter above ground.

The turn table is rotated 360 degrees to determine the position of the maximum emission level.

The EUT was positioned such that the distance from antenna to the EUT was 3 meters.

The antenna is scanned between 1 meter and 4 meters to find out the maximum emission level. This is repeated for both horizontal and vertical polarization of the antenna. In order to find the maximum emission, all of the interface cables were manipulated according to ANSI C63.10: 2009 on radiated measurement.

The resolution bandwidth below 30MHz setting on the field strength meter is 9kHz and 30MHz~1GHz is 120kHz and above 1GHz is 1MHz.

Radiated emission measurements below 30MHz are made using Loop Antenna and 30MHz~1GHz are made using broadband Bilog antenna and above 1GHz are made using Horn Antennas.

The measurement is divided into the Preliminary Measurement and the Final Measurement.

The suspected frequencies are searched for in Preliminary Measurement with the measurement antenna kept pointed at the source of the emission both in azimuth and elevation, with the polarization of the antenna oriented for maximum response. The antenna is pointed at an angle towards the source of the emission, and the EUT is rotated in both height and polarization to maximize the measured emission. The emission is kept within the illumination area of the 3 dB bandwidth of the antenna.

The worst radiated emission is measured in the Open Area Test Site on the Final Measurement.

The measurement frequency range from 9kHz - 10th Harmonic of fundamental was investigated.

5.5. Uncertainty

± 3.8 dB below 1GHz

± 3.9 dB above 1GHz

5.6. Test Result of Radiated Emission

Product : Intel® Dual Band Wireless-AC 8260
Test Item : Harmonic Radiated Emission Data
Test Site : No.3 OATS
Test Mode : Mode 1 SISO A: Transmit (802.11a-6Mbps) (5180MHz)

Frequency MHz	Correct Factor dB	Reading Level dBμV	Measurement Level dBμV/m	Margin dB	Limit dBμV/m
Horizontal					
Peak Detector:					
10360.000	12.930	36.510	49.440	-24.560	74.000
15540.000	*	*	*	*	74.000
20720.000	*	*	*	*	74.000
25900.000	*	*	*	*	74.000
31080.000	*	*	*	*	74.000
36260.000	*	*	*	*	74.000
Average Detector:					
*	*	*	*	*	*
Vertical					
Peak Detector:					
10360.000	13.724	36.350	50.074	-23.926	74.000
15540.000	*	*	*	*	74.000
20720.000	*	*	*	*	74.000
25900.000	*	*	*	*	74.000
31080.000	*	*	*	*	74.000
36260.000	*	*	*	*	74.000
Average Detector:					
*	*	*	*	*	*

Note:

1. All Readings below 1GHz are Quasi-Peak, above 1GHz are performed with peak and/or average measurements as necessary.
2. Peak measurements: RBW = 1MHz, VBW = 3 MHz, Sweep: Auto.
3. Average measurements: RBW = 1MHz, VBW = 10 Hz, Sweep: Auto.
4. Measurement Level = Reading Level + Correct Factor.
5. Correct Factor = Antenna factor + Cable loss – Amplifier gain.
6. The average measurement was not performed when the peak measured data under the limit of average detection.
7. The emission levels of other frequencies are very lower than the limit and not show in test report.

Product : Intel® Dual Band Wireless-AC 8260
Test Item : Harmonic Radiated Emission Data
Test Site : No.3 OATS
Test Mode : Mode 1 SISO A: Transmit (802.11a-6Mbps) (5220MHz)

Frequency MHz	Correct Factor dB	Reading Level dB μ V	Measurement Level dB μ V/m	Margin dB	Limit dB μ V/m
Horizontal					
Peak Detector:					
10440.000	13.322	36.800	50.122	-23.878	74.000
15660.000	*	*	*	*	74.000
20880.000	*	*	*	*	74.000
26100.000	*	*	*	*	74.000
Average Detector:					
*	*	*	*	*	*
Vertical					
Peak Detector:					
10440.000	14.245	36.910	51.155	-22.845	74.000
15660.000	*	*	*	*	74.000
20880.000	*	*	*	*	74.000
26100.000	*	*	*	*	74.000
Average Detector:					
*	*	*	*	*	*

Note:

1. All Readings below 1GHz are Quasi-Peak, above 1GHz are performed with peak and/or average measurements as necessary.
2. Peak measurements: RBW = 1MHz, VBW = 3 MHz, Sweep: Auto.
3. Average measurements: RBW = 1MHz, VBW = 10 Hz, Sweep: Auto.
4. Measurement Level = Reading Level + Correct Factor.
5. Correct Factor = Antenna factor + Cable loss – Amplifier gain.
6. The average measurement was not performed when the peak measured data under the limit of average detection.
7. The emission levels of other frequencies are very lower than the limit and not show in test report.

Product : Intel® Dual Band Wireless-AC 8260
Test Item : Harmonic Radiated Emission Data
Test Site : No.3 OATS
Test Mode : Mode 1 SISO A: Transmit (802.11a-6Mbps) (5240MHz)

Frequency	Correct	Reading	Measurement	Margin	Limit
MHz	Factor	Level	Level		
	dB	dB μ V	dB μ V/m	dB	dB μ V/m
Horizontal					
Peak Detector:					
10480.000	13.693	37.580	51.274	-22.726	74.000
15720.000	*	*	*	*	74.000
20960.000	*	*	*	*	74.000
26200.000	*	*	*	*	74.000
Average					
Detector:					
*	*	*	*	*	*
Vertical					
Peak Detector:					
10480.000	14.620	37.890	52.511	-21.489	74.000
15720.000	*	*	*	*	74.000
20960.000	*	*	*	*	74.000
26200.000	*	*	*	*	74.000
Average					
Detector:					
*	*	*	*	*	*

Note:

1. All Readings below 1GHz are Quasi-Peak, above 1GHz are performed with peak and/or average measurements as necessary.
2. Peak measurements: RBW = 1MHz, VBW = 3 MHz, Sweep: Auto.
3. Average measurements: RBW = 1MHz, VBW = 10 Hz, Sweep: Auto.
4. Measurement Level = Reading Level + Correct Factor.
5. Correct Factor = Antenna factor + Cable loss – Amplifier gain.
6. The average measurement was not performed when the peak measured data under the limit of average detection.
7. The emission levels of other frequencies are very lower than the limit and not show in test report.

Product : Intel® Dual Band Wireless-AC 8260
Test Item : Harmonic Radiated Emission Data
Test Site : No.3 OATS
Test Mode : Mode 1 SISO A: Transmit (802.11a-6Mbps) (5260MHz)

Frequency	Correct	Reading	Measurement	Margin	Limit
MHz	Factor	Level	Level		
	dB	dB μ V	dB μ V/m	dB	dB μ V/m
Horizontal					
Peak Detector:					
10520.000	14.015	35.940	49.955	-24.045	74.000
15780.000	*	*	*	*	74.000
21040.000	*	*	*	*	74.000
26300.000	*	*	*	*	74.000
Average					
Detector:					
*	*	*	*	*	*
Vertical					
Peak Detector:					
10520.000	14.818	36.910	51.728	-22.272	74.000
15780.000	*	*	*	*	74.000
21040.000	*	*	*	*	74.000
26300.000	*	*	*	*	74.000
Average					
Detector:					
*	*	*	*	*	*

Note:

1. All Readings below 1GHz are Quasi-Peak, above 1GHz are performed with peak and/or average measurements as necessary.
2. Peak measurements: RBW = 1MHz, VBW = 3 MHz, Sweep: Auto.
3. Average measurements: RBW = 1MHz, VBW = 10 Hz, Sweep: Auto.
4. Measurement Level = Reading Level + Correct Factor.
5. Correct Factor = Antenna factor + Cable loss – Amplifier gain.
6. The average measurement was not performed when the peak measured data under the limit of average detection.
7. The emission levels of other frequencies are very lower than the limit and not show in test report.

Product : Intel® Dual Band Wireless-AC 8260
Test Item : Harmonic Radiated Emission Data
Test Site : No.3 OATS
Test Mode : Mode 1 SISO A: Transmit (802.11a-6Mbps) (5300MHz)

Frequency MHz	Correct Factor dB	Reading Level dB μ V	Measurement Level dB μ V/m	Margin dB	Limit dB μ V/m
Horizontal					
Peak Detector:					
10600.000	14.550	35.500	50.049	-23.951	74.000
15900.000	*	*	*	*	74.000
21200.000	*	*	*	*	74.000
26500.000	*	*	*	*	74.000
Average Detector:					
*	*	*	*	*	*
Vertical					
Peak Detector:					
10600.000	14.881	36.110	50.991	-23.009	74.000
15900.000	*	*	*	*	74.000
21200.000	*	*	*	*	74.000
26500.000	*	*	*	*	74.000
Average Detector:					
*	*	*	*	*	*

Note:

1. All Readings below 1GHz are Quasi-Peak, above 1GHz are performed with peak and/or average measurements as necessary.
2. Peak measurements: RBW = 1MHz, VBW = 3 MHz, Sweep: Auto.
3. Average measurements: RBW = 1MHz, VBW = 10 Hz, Sweep: Auto.
4. Measurement Level = Reading Level + Correct Factor.
5. Correct Factor = Antenna factor + Cable loss – Amplifier gain.
6. The average measurement was not performed when the peak measured data under the limit of average detection.
7. The emission levels of other frequencies are very lower than the limit and not show in test report.

Product : Intel® Dual Band Wireless-AC 8260
Test Item : Harmonic Radiated Emission Data
Test Site : No.3 OATS
Test Mode : Mode 1 SISO A: Transmit (802.11a-6Mbps) (5320MHz)

Frequency	Correct	Reading	Measurement	Margin	Limit
MHz	Factor	Level	Level		
	dB	dB μ V	dB μ V/m	dB	dB μ V/m
Horizontal					
Peak Detector:					
10640.000	14.690	36.140	50.830	-23.170	74.000
15960.000	*	*	*	*	74.000
21280.000	*	*	*	*	74.000
26600.000	*	*	*	*	74.000
Average Detector:					
*	*	*	*	*	*
Vertical					
Peak Detector:					
10640.000	15.083	36.690	51.773	-22.227	74.000
15960.000	*	*	*	*	74.000
21280.000	*	*	*	*	74.000
26600.000	*	*	*	*	74.000
Average Detector:					
*	*	*	*	*	*

Note:

1. All Readings below 1GHz are Quasi-Peak, above 1GHz are performed with peak and/or average measurements as necessary.
2. Peak measurements: RBW = 1MHz, VBW = 3 MHz, Sweep: Auto.
3. Average measurements: RBW = 1MHz, VBW = 10 Hz, Sweep: Auto.
4. Measurement Level = Reading Level + Correct Factor.
5. Correct Factor = Antenna factor + Cable loss – Amplifier gain.
6. The average measurement was not performed when the peak measured data under the limit of average detection.
7. The emission levels of other frequencies are very lower than the limit and not show in test report.

Product : Intel® Dual Band Wireless-AC 8260
Test Item : Harmonic Radiated Emission Data
Test Site : No.3 OATS
Test Mode : Mode 1 SISO A: Transmit (802.11a-6Mbps) (5500MHz)

Frequency	Correct	Reading	Measurement	Margin	Limit
MHz	Factor	Level	Level		
	dB	dB μ V	dB μ V/m	dB	dB μ V/m
Horizontal					
Peak Detector:					
11000.000	16.399	36.150	52.549	-21.451	74.000
16500.000	*	*	*	*	74.000
22000.000	*	*	*	*	74.000
27500.000	*	*	*	*	74.000
Average Detector:					
*	*	*	*	*	*
Vertical					
Peak Detector:					
11000.000	17.132	36.480	53.612	-20.388	74.000
16500.000	*	*	*	*	74.000
22000.000	*	*	*	*	74.000
27500.000	*	*	*	*	74.000
Average Detector:					
*	*	*	*	*	*

Note:

1. All Readings below 1GHz are Quasi-Peak, above 1GHz are performed with peak and/or average measurements as necessary.
2. Peak measurements: RBW = 1MHz, VBW = 3 MHz, Sweep: Auto.
3. Average measurements: RBW = 1MHz, VBW = 10 Hz, Sweep: Auto.
4. Measurement Level = Reading Level + Correct Factor.
5. Correct Factor = Antenna factor + Cable loss – Amplifier gain.
6. The average measurement was not performed when the peak measured data under the limit of average detection.
7. The emission levels of other frequencies are very lower than the limit and not show in test report.

Product : Intel® Dual Band Wireless-AC 8260
Test Item : Harmonic Radiated Emission Data
Test Site : No.3 OATS
Test Mode : Mode 1 SISO A: Transmit (802.11a-6Mbps) (5580MHz)

Frequency MHz	Correct Factor dB	Reading Level dB μ V	Measurement Level dB μ V/m	Margin dB	Limit dB μ V/m
Horizontal					
Peak Detector:					
11160.000	16.656	35.820	52.476	-21.524	74.000
16740.000	*	*	*	*	74.000
22320.000	*	*	*	*	74.000
27900.000	*	*	*	*	74.000
Average Detector:					
*	*	*	*	*	*
Vertical					
Peak Detector:					
11160.000	17.726	35.980	53.706	-20.294	74.000
16740.000	*	*	*	*	74.000
22320.000	*	*	*	*	74.000
27900.000	*	*	*	*	74.000
Average Detector:					
*	*	*	*	*	*

Note:

1. All Readings below 1GHz are Quasi-Peak, above 1GHz are performed with peak and/or average measurements as necessary.
2. Peak measurements: RBW = 1MHz, VBW = 3 MHz, Sweep: Auto.
3. Average measurements: RBW = 1MHz, VBW = 10 Hz, Sweep: Auto.
4. Measurement Level = Reading Level + Correct Factor.
5. Correct Factor = Antenna factor + Cable loss – Amplifier gain.
6. The average measurement was not performed when the peak measured data under the limit of average detection.
7. The emission levels of other frequencies are very lower than the limit and not show in test report.

Product : Intel® Dual Band Wireless-AC 8260
Test Item : Harmonic Radiated Emission Data
Test Site : No.3 OATS
Test Mode : Mode 1 SISO A: Transmit (802.11a-6Mbps) (5700MHz)

Frequency	Correct	Reading	Measurement	Margin	Limit
MHz	Factor	Level	Level		
	dB	dB μ V	dB μ V/m	dB	dB μ V/m
Horizontal					
Peak Detector:					
11400.000	16.530	34.480	51.011	-22.989	74.000
17100.000	*	*	*	*	74.000
22800.000	*	*	*	*	74.000
28500.000	*	*	*	*	74.000
Average Detector:					
*	*	*	*	*	*
Vertical					
Peak Detector:					
11400.000	17.138	35.820	52.958	-21.042	74.000
17100.000	*	*	*	*	74.000
22800.000	*	*	*	*	74.000
28500.000	*	*	*	*	74.000
Average Detector:					
*	*	*	*	*	*

Note:

1. All Readings below 1GHz are Quasi-Peak, above 1GHz are performed with peak and/or average measurements as necessary.
2. Peak measurements: RBW = 1MHz, VBW = 3 MHz, Sweep: Auto.
3. Average measurements: RBW = 1MHz, VBW = 10 Hz, Sweep: Auto.
4. Measurement Level = Reading Level + Correct Factor.
5. Correct Factor = Antenna factor + Cable loss – Amplifier gain.
6. The average measurement was not performed when the peak measured data under the limit of average detection.
7. The emission levels of other frequencies are very lower than the limit and not show in test report.

Product : Intel® Dual Band Wireless-AC 8260
Test Item : Harmonic Radiated Emission Data
Test Site : No.3 OATS
Test Mode : Mode 1 SISO A: Transmit (802.11n-20BW 7.2Mbps) (5180MHz)

Frequency	Correct	Reading	Measurement	Margin	Limit
MHz	Factor	Level	Level		
	dB	dB μ V	dB μ V/m	dB	dB μ V/m
Horizontal					
Peak Detector:					
10360.000	12.930	35.780	48.710	-25.290	74.000
15540.000	*	*	*	*	74.000
20720.000	*	*	*	*	74.000
25900.000	*	*	*	*	74.000
Average Detector:					
*	*	*	*	*	*
Vertical					
Peak Detector:					
10360.000	13.724	36.190	49.914	-24.086	74.000
15540.000	*	*	*	*	74.000
20720.000	*	*	*	*	74.000
25900.000	*	*	*	*	74.000
Average Detector:					
*	*	*	*	*	*

Note:

1. All Readings below 1GHz are Quasi-Peak, above 1GHz are performed with peak and/or average measurements as necessary.
2. Peak measurements: RBW = 1MHz, VBW = 3 MHz, Sweep: Auto.
3. Average measurements: RBW = 1MHz, VBW = 10 Hz, Sweep: Auto.
4. Measurement Level = Reading Level + Correct Factor.
5. Correct Factor = Antenna factor + Cable loss – Amplifier gain.
6. The average measurement was not performed when the peak measured data under the limit of average detection.
7. The emission levels of other frequencies are very lower than the limit and not show in test report.

Product : Intel® Dual Band Wireless-AC 8260
Test Item : Harmonic Radiated Emission Data
Test Site : No.3 OATS
Test Mode : Mode 1 SISO A: Transmit (802.11n-20BW 7.2Mbps) (5220MHz)

Frequency	Correct	Reading	Measurement	Margin	Limit
MHz	Factor	Level	Level		
	dB	dB μ V	dB μ V/m	dB	dB μ V/m
Horizontal					
Peak Detector:					
10440.000	13.322	36.310	49.632	-24.368	74.000
15660.000	*	*	*	*	74.000
20880.000	*	*	*	*	74.000
26100.000	*	*	*	*	74.000
Average					
Detector:					
*	*	*	*	*	*
Vertical					
Peak Detector:					
10440.000	14.245	36.740	50.985	-23.015	74.000
15660.000	*	*	*	*	74.000
20880.000	*	*	*	*	74.000
26100.000	*	*	*	*	74.000
Average					
Detector:					
*	*	*	*	*	*

Note:

1. All Readings below 1GHz are Quasi-Peak, above 1GHz are performed with peak and/or average measurements as necessary.
2. Peak measurements: RBW = 1MHz, VBW = 3 MHz, Sweep: Auto.
3. Average measurements: RBW = 1MHz, VBW = 10 Hz, Sweep: Auto.
4. Measurement Level = Reading Level + Correct Factor.
5. Correct Factor = Antenna factor + Cable loss – Amplifier gain.
6. The average measurement was not performed when the peak measured data under the limit of average detection.
7. The emission levels of other frequencies are very lower than the limit and not show in test report.

Product : Intel® Dual Band Wireless-AC 8260
Test Item : Harmonic Radiated Emission Data
Test Site : No.3 OATS
Test Mode : Mode 1 SISO A: Transmit (802.11n-20BW 7.2Mbps) (5240MHz)

Frequency	Correct	Reading	Measurement	Margin	Limit
MHz	Factor	Level	Level		
	dB	dB μ V	dB μ V/m	dB	dB μ V/m
Horizontal					
Peak Detector:					
10480.000	13.693	36.170	49.864	-24.136	74.000
15720.000	*	*	*	*	74.000
20960.000	*	*	*	*	74.000
26200.000	*	*	*	*	74.000
Average Detector:					
*	*	*	*	*	*
Vertical					
Peak Detector:					
10480.000	14.620	36.530	51.151	-22.849	74.000
15720.000	*	*	*	*	74.000
20960.000	*	*	*	*	74.000
26200.000	*	*	*	*	74.000
Average Detector:					
*	*	*	*	*	*

Note:

1. All Readings below 1GHz are Quasi-Peak, above 1GHz are performed with peak and/or average measurements as necessary.
2. Peak measurements: RBW = 1MHz, VBW = 3 MHz, Sweep: Auto.
3. Average measurements: RBW = 1MHz, VBW = 10 Hz, Sweep: Auto.
4. Measurement Level = Reading Level + Correct Factor.
5. Correct Factor = Antenna factor + Cable loss – Amplifier gain.
6. The average measurement was not performed when the peak measured data under the limit of average detection.
7. The emission levels of other frequencies are very lower than the limit and not show in test report.

Product : Intel® Dual Band Wireless-AC 8260
Test Item : Harmonic Radiated Emission Data
Test Site : No.3 OATS
Test Mode : Mode 1 SISO A: Transmit (802.11n-20BW 7.2Mbps) (5260MHz)

Frequency	Correct	Reading	Measurement	Margin	Limit
MHz	Factor	Level	Level		
	dB	dB μ V	dB μ V/m	dB	dB μ V/m
Horizontal					
Peak Detector:					
10520.000	14.015	35.910	49.925	-24.075	74.000
15780.000	*	*	*	*	74.000
21040.000	*	*	*	*	74.000
26300.000	*	*	*	*	74.000
Average Detector:					
*	*	*	*	*	*
Vertical					
Peak Detector:					
10520.000	14.818	36.210	51.028	-22.972	74.000
15780.000	*	*	*	*	74.000
21040.000	*	*	*	*	74.000
26300.000	*	*	*	*	74.000
Average Detector:					
*	*	*	*	*	*

Note:

1. All Readings below 1GHz are Quasi-Peak, above 1GHz are performed with peak and/or average measurements as necessary.
2. Peak measurements: RBW = 1MHz, VBW = 3 MHz, Sweep: Auto.
3. Average measurements: RBW = 1MHz, VBW = 10 Hz, Sweep: Auto.
4. Measurement Level = Reading Level + Correct Factor.
5. Correct Factor = Antenna factor + Cable loss – Amplifier gain.
6. The average measurement was not performed when the peak measured data under the limit of average detection.
7. The emission levels of other frequencies are very lower than the limit and not show in test report.

Product : Intel® Dual Band Wireless-AC 8260
Test Item : Harmonic Radiated Emission Data
Test Site : No.3 OATS
Test Mode : Mode 1 SISO A: Transmit (802.11n-20BW 7.2Mbps) (5300MHz)

Frequency	Correct	Reading	Measurement	Margin	Limit
MHz	Factor	Level	Level		
	dB	dB μ V	dB μ V/m	dB	dB μ V/m
Horizontal					
Peak Detector:					
10600.000	14.550	35.510	50.059	-23.941	74.000
15900.000	*	*	*	*	74.000
21200.000	*	*	*	*	74.000
26500.000	*	*	*	*	74.000
Average					
Detector:					
*	*	*	*	*	*
Vertical					
Peak Detector:					
10600.000	14.881	35.980	50.861	-23.139	74.000
15900.000	*	*	*	*	74.000
21200.000	*	*	*	*	74.000
26500.000	*	*	*	*	74.000
Average					
Detector:					
*	*	*	*	*	*

Note:

1. All Readings below 1GHz are Quasi-Peak, above 1GHz are performed with peak and/or average measurements as necessary.
2. Peak measurements: RBW = 1MHz, VBW = 3 MHz, Sweep: Auto.
3. Average measurements: RBW = 1MHz, VBW = 10 Hz, Sweep: Auto.
4. Measurement Level = Reading Level + Correct Factor.
5. Correct Factor = Antenna factor + Cable loss – Amplifier gain.
6. The average measurement was not performed when the peak measured data under the limit of average detection.
7. The emission levels of other frequencies are very lower than the limit and not show in test report.

Product : Intel® Dual Band Wireless-AC 8260
Test Item : Harmonic Radiated Emission Data
Test Site : No.3 OATS
Test Mode : Mode 1 SISO A: Transmit (802.11n-20BW 7.2Mbps) (5320MHz)

Frequency	Correct	Reading	Measurement	Margin	Limit
MHz	Factor	Level	Level		
	dB	dB μ V	dB μ V/m	dB	dB μ V/m
Horizontal					
Peak Detector:					
10640.000	14.690	36.550	51.240	-22.760	74.000
15960.000	*	*	*	*	74.000
21280.000	*	*	*	*	74.000
26600.000	*	*	*	*	74.000
Average Detector:					
*	*	*	*	*	*
Vertical					
Peak Detector:					
10640.000	15.083	36.810	51.893	-22.107	74.000
15960.000	*	*	*	*	74.000
21280.000	*	*	*	*	74.000
26600.000	*	*	*	*	74.000
Average Detector:					
*	*	*	*	*	*

Note:

1. All Readings below 1GHz are Quasi-Peak, above 1GHz are performed with peak and/or average measurements as necessary.
2. Peak measurements: RBW = 1MHz, VBW = 3 MHz, Sweep: Auto.
3. Average measurements: RBW = 1MHz, VBW = 10 Hz, Sweep: Auto.
4. Measurement Level = Reading Level + Correct Factor.
5. Correct Factor = Antenna factor + Cable loss – Amplifier gain.
6. The average measurement was not performed when the peak measured data under the limit of average detection.
7. The emission levels of other frequencies are very lower than the limit and not show in test report.

Product : Intel® Dual Band Wireless-AC 8260
Test Item : Harmonic Radiated Emission Data
Test Site : No.3 OATS
Test Mode : Mode 1 SISO A: Transmit (802.11n-20BW 7.2Mbps) (5500MHz)

Frequency	Correct	Reading	Measurement	Margin	Limit
MHz	Factor	Level	Level		
	dB	dB μ V	dB μ V/m	dB	dB μ V/m
Horizontal					
Peak Detector:					
11000.000	16.399	35.890	52.289	-21.711	74.000
16500.000	*	*	*	*	74.000
22000.000	*	*	*	*	74.000
27500.000	*	*	*	*	74.000
Average Detector:					
*	*	*	*	*	*
Vertical					
Peak Detector:					
11000.000	17.132	35.970	53.102	-20.898	74.000
16500.000	*	*	*	*	74.000
22000.000	*	*	*	*	74.000
27500.000	*	*	*	*	74.000
Average Detector:					
*	*	*	*	*	*

Note:

1. All Readings below 1GHz are Quasi-Peak, above 1GHz are performed with peak and/or average measurements as necessary.
2. Peak measurements: RBW = 1MHz, VBW = 3 MHz, Sweep: Auto.
3. Average measurements: RBW = 1MHz, VBW = 10 Hz, Sweep: Auto.
4. Measurement Level = Reading Level + Correct Factor.
5. Correct Factor = Antenna factor + Cable loss – Amplifier gain.
6. The average measurement was not performed when the peak measured data under the limit of average detection.
7. The emission levels of other frequencies are very lower than the limit and not show in test report.

Product : Intel® Dual Band Wireless-AC 8260
Test Item : Harmonic Radiated Emission Data
Test Site : No.3 OATS
Test Mode : Mode 1 SISO A: Transmit (802.11n-20BW 7.2Mbps) (5580MHz)

Frequency	Correct	Reading	Measurement	Margin	Limit
MHz	Factor	Level	Level		
	dB	dB μ V	dB μ V/m	dB	dB μ V/m
Horizontal					
Peak Detector:					
11160.000	16.656	34.720	51.376	-22.624	74.000
16740.000	*	*	*	*	74.000
22320.000	*	*	*	*	74.000
27900.000	*	*	*	*	74.000
Average Detector:					
*	*	*	*	*	*
Vertical					
Peak Detector:					
11160.000	17.726	36.030	53.756	-20.244	74.000
16740.000	*	*	*	*	74.000
22320.000	*	*	*	*	74.000
27900.000	*	*	*	*	74.000
Average Detector:					
*	*	*	*	*	*

Note:

1. All Readings below 1GHz are Quasi-Peak, above 1GHz are performed with peak and/or average measurements as necessary.
2. Peak measurements: RBW = 1MHz, VBW = 3 MHz, Sweep: Auto.
3. Average measurements: RBW = 1MHz, VBW = 10 Hz, Sweep: Auto.
4. Measurement Level = Reading Level + Correct Factor.
5. Correct Factor = Antenna factor + Cable loss – Amplifier gain.
6. The average measurement was not performed when the peak measured data under the limit of average detection.
7. The emission levels of other frequencies are very lower than the limit and not show in test report.

Product : Intel® Dual Band Wireless-AC 8260
Test Item : Harmonic Radiated Emission Data
Test Site : No.3 OATS
Test Mode : Mode 1 SISO A: Transmit (802.11n-20BW 7.2Mbps) (5700MHz)

Frequency MHz	Correct Factor dB	Reading Level dB μ V	Measurement Level dB μ V/m	Margin dB	Limit dB μ V/m
Horizontal					
Peak Detector:					
11400.000	16.530	34.870	51.401	-22.599	74.000
17100.000	*	*	*	*	74.000
22800.000	*	*	*	*	74.000
28500.000	*	*	*	*	74.000
Average Detector:					
*	*	*	*	*	*
Vertical					
Peak Detector:					
11400.000	17.138	36.830	53.968	-20.032	74.000
17100.000	*	*	*	*	74.000
22800.000	*	*	*	*	74.000
28500.000	*	*	*	*	74.000
Average Detector:					
*	*	*	*	*	*

Note:

1. All Readings below 1GHz are Quasi-Peak, above 1GHz are performed with peak and/or average measurements as necessary.
2. Peak measurements: RBW = 1MHz, VBW = 3 MHz, Sweep: Auto.
3. Average measurements: RBW = 1MHz, VBW = 10 Hz, Sweep: Auto.
4. Measurement Level = Reading Level + Correct Factor.
5. Correct Factor = Antenna factor + Cable loss – Amplifier gain.
6. The average measurement was not performed when the peak measured data under the limit of average detection.
7. The emission levels of other frequencies are very lower than the limit and not show in test report.

Product : Intel® Dual Band Wireless-AC 8260
Test Item : Harmonic Radiated Emission Data
Test Site : No.3 OATS
Test Mode : Mode 1 SISO A: Transmit (802.11n-40BW 15Mbps) (5190MHz)

Frequency MHz	Correct Factor dB	Reading Level dBμV	Measurement Level dBμV/m	Margin dB	Limit dBμV/m
Horizontal					
Peak Detector:					
10380.000	12.939	35.850	48.789	-25.211	74.000
15570.000	*	*	*	*	74.000
20760.000	*	*	*	*	74.000
25950.000	*	*	*	*	74.000
Average Detector:					
*	*	*	*	*	*
Vertical					
Peak Detector:					
10380.000	13.796	36.750	50.546	-23.454	74.000
15570.000	*	*	*	*	74.000
20760.000	*	*	*	*	74.000
25950.000	*	*	*	*	74.000
Average Detector:					
*	*	*	*	*	*

Note:

1. All Readings below 1GHz are Quasi-Peak, above 1GHz are performed with peak and/or average measurements as necessary.
2. Peak measurements: RBW = 1MHz, VBW = 3 MHz, Sweep: Auto.
3. Average measurements: RBW = 1MHz, VBW = 10 Hz, Sweep: Auto.
4. Measurement Level = Reading Level + Correct Factor.
5. Correct Factor = Antenna factor + Cable loss – Amplifier gain.
6. The average measurement was not performed when the peak measured data under the limit of average detection.
7. The emission levels of other frequencies are very lower than the limit and not show in test report.

Product : Intel® Dual Band Wireless-AC 8260
Test Item : Harmonic Radiated Emission Data
Test Site : No.3 OATS
Test Mode : Mode 1 SISO A: Transmit (802.11n-40BW 15Mbps) (5230MHz)

Frequency	Correct	Reading	Measurement	Margin	Limit
MHz	Factor	Level	Level		
	dB	dB μ V	dB μ V/m	dB	dB μ V/m
Horizontal					
Peak Detector:					
10460.000	13.508	36.320	49.828	-24.172	74.000
15690.000	*	*	*	*	74.000
20920.000	*	*	*	*	74.000
26150.000	*	*	*	*	74.000
Average Detector:					
*	*	*	*	*	*
Vertical					
Peak Detector:					
10460.000	14.433	36.740	51.173	-22.827	74.000
15690.000	*	*	*	*	74.000
20920.000	*	*	*	*	74.000
26150.000	*	*	*	*	74.000
Average Detector:					
*	*	*	*	*	*

Note:

1. All Readings below 1GHz are Quasi-Peak, above 1GHz are performed with peak and/or average measurements as necessary.
2. Peak measurements: RBW = 1MHz, VBW = 3 MHz, Sweep: Auto.
3. Average measurements: RBW = 1MHz, VBW = 10 Hz, Sweep: Auto.
4. Measurement Level = Reading Level + Correct Factor.
5. Correct Factor = Antenna factor + Cable loss – Amplifier gain.
6. The average measurement was not performed when the peak measured data under the limit of average detection.
7. The emission levels of other frequencies are very lower than the limit and not show in test report.

Product : Intel® Dual Band Wireless-AC 8260
Test Item : Harmonic Radiated Emission Data
Test Site : No.3 OATS
Test Mode : Mode 1 SISO A: Transmit (802.11n-40BW 15Mbps) (5270MHz)

Frequency MHz	Correct Factor dB	Reading Level dB μ V	Measurement Level dB μ V/m	Margin dB	Limit dB μ V/m
Horizontal					
Peak Detector:					
10540.000	14.151	35.920	50.070	-23.930	74.000
15810.000	*	*	*	*	74.000
21080.000	*	*	*	*	74.000
26350.000	*	*	*	*	74.000
Average Detector:					
*	*	*	*	*	*
Vertical					
Peak Detector:					
10540.000	14.829	36.790	51.618	-22.382	74.000
15810.000	*	*	*	*	74.000
21080.000	*	*	*	*	74.000
26350.000	*	*	*	*	74.000
Average Detector:					
*	*	*	*	*	*

Note:

1. All Readings below 1GHz are Quasi-Peak, above 1GHz are performed with peak and/or average measurements as necessary.
2. Peak measurements: RBW = 1MHz, VBW = 3 MHz, Sweep: Auto.
3. Average measurements: RBW = 1MHz, VBW = 10 Hz, Sweep: Auto.
4. Measurement Level = Reading Level + Correct Factor.
5. Correct Factor = Antenna factor + Cable loss –Amplifier gain.
6. The average measurement was not performed when the peak measured data under the limit of average detection.
7. The emission levels of other frequencies are very lower than the limit and not show in test report.

Product : Intel® Dual Band Wireless-AC 8260
Test Item : Harmonic Radiated Emission Data
Test Site : No.3 OATS
Test Mode : Mode 1 SISO A: Transmit (802.11n-40BW 15Mbps) (5310MHz)

Frequency MHz	Correct Factor dB	Reading Level dB μ V	Measurement Level dB μ V/m	Margin dB	Limit dB μ V/m
Horizontal					
Peak Detector:					
10620.000	14.623	36.070	50.693	-23.307	74.000
15930.000	*	*	*	*	74.000
21240.000	*	*	*	*	74.000
26550.000	*	*	*	*	74.000
Average Detector:					
*	*	*	*	*	*
Vertical					
Peak Detector:					
10620.000	14.970	36.150	51.120	-22.880	74.000
15930.000	*	*	*	*	74.000
21240.000	*	*	*	*	74.000
26550.000	*	*	*	*	74.000
Average Detector:					
*	*	*	*	*	*

Note:

1. All Readings below 1GHz are Quasi-Peak, above 1GHz are performed with peak and/or average measurements as necessary.
2. Peak measurements: RBW = 1MHz, VBW = 3 MHz, Sweep: Auto.
3. Average measurements: RBW = 1MHz, VBW = 10 Hz, Sweep: Auto.
4. Measurement Level = Reading Level + Correct Factor.
5. Correct Factor = Antenna factor + Cable loss – Amplifier gain.
6. The average measurement was not performed when the peak measured data under the limit of average detection.
7. The emission levels of other frequencies are very lower than the limit and not show in test report.

Product : Intel® Dual Band Wireless-AC 8260
Test Item : Harmonic Radiated Emission Data
Test Site : No.3 OATS
Test Mode : Mode 1 SISO A: Transmit (802.11n-40BW 15Mbps) (5510MHz)

Frequency MHz	Correct Factor dB	Reading Level dB μ V	Measurement Level dB μ V/m	Margin dB	Limit dB μ V/m
Horizontal					
Peak Detector:					
11020.000	16.474	35.670	52.143	-21.857	74.000
15930.000	*	*	*	*	74.000
21240.000	*	*	*	*	74.000
26550.000	*	*	*	*	74.000
Average Detector:					
*	*	*	*	*	*
Vertical					
Peak Detector:					
11020.000	17.224	36.050	53.274	-20.726	74.000
15930.000	*	*	*	*	74.000
21240.000	*	*	*	*	74.000
26550.000	*	*	*	*	74.000
Average Detector:					
*	*	*	*	*	*

Note:

1. All Readings below 1GHz are Quasi-Peak, above 1GHz are performed with peak and/or average measurements as necessary.
2. Peak measurements: RBW = 1MHz, VBW = 3 MHz, Sweep: Auto.
3. Average measurements: RBW = 1MHz, VBW = 10 Hz, Sweep: Auto.
4. Measurement Level = Reading Level + Correct Factor.
5. Correct Factor = Antenna factor + Cable loss – Amplifier gain.
6. The average measurement was not performed when the peak measured data under the limit of average detection.
7. The emission levels of other frequencies are very lower than the limit and not show in test report.

Product : Intel® Dual Band Wireless-AC 8260
Test Item : Harmonic Radiated Emission Data
Test Site : No.3 OATS
Test Mode : Mode 1 SISO A: Transmit (802.11n-40BW 15Mbps) (5550MHz)

Frequency	Correct	Reading	Measurement	Margin	Limit
MHz	Factor	Level	Level		
	dB	dB μ V	dB μ V/m	dB	dB μ V/m
Horizontal					
Peak Detector:					
11100.000	16.681	35.210	51.891	-22.109	74.000
16770.000	*	*	*	*	74.000
22360.000	*	*	*	*	74.000
27950.000	*	*	*	*	74.000
Average Detector:					
*	*	*	*	*	*
Vertical					
Peak Detector:					
11100.000	17.523	36.140	53.663	-20.337	74.000
16770.000	*	*	*	*	74.000
22360.000	*	*	*	*	74.000
27950.000	*	*	*	*	74.000
Average Detector:					
*	*	*	*	*	*

Note:

1. All Readings below 1GHz are Quasi-Peak, above 1GHz are performed with peak and/or average measurements as necessary.
2. Peak measurements: RBW = 1MHz, VBW = 3 MHz, Sweep: Auto.
3. Average measurements: RBW = 1MHz, VBW = 10 Hz, Sweep: Auto.
4. Measurement Level = Reading Level + Correct Factor.
5. Correct Factor = Antenna factor + Cable loss – Amplifier gain.
6. The average measurement was not performed when the peak measured data under the limit of average detection.
7. The emission levels of other frequencies are very lower than the limit and not show in test report.

Product : Intel® Dual Band Wireless-AC 8260
Test Item : Harmonic Radiated Emission Data
Test Site : No.3 OATS
Test Mode : Mode 1 SISO A: Transmit (802.11n-40BW 15Mbps) (5670MHz)

Frequency	Correct	Reading	Measurement	Margin	Limit
MHz	Factor	Level	Level		
	dB	dB μ V	dB μ V/m	dB	dB μ V/m
Horizontal					
Peak Detector:					
11340.000	16.408	35.910	52.317	-21.683	74.000
17010.000	*	*	*	*	74.000
22680.000	*	*	*	*	74.000
28350.000	*	*	*	*	74.000
Average Detector:					
*	*	*	*	*	*
Vertical					
Peak Detector:					
11340.000	17.167	36.290	53.457	-20.543	74.000
17010.000	*	*	*	*	74.000
22680.000	*	*	*	*	74.000
28350.000	*	*	*	*	74.000
Average Detector:					
*	*	*	*	*	*

Note:

1. All Readings below 1GHz are Quasi-Peak, above 1GHz are performed with peak and/or average measurements as necessary.
2. Peak measurements: RBW = 1MHz, VBW = 3 MHz, Sweep: Auto.
3. Average measurements: RBW = 1MHz, VBW = 10 Hz, Sweep: Auto.
4. Measurement Level = Reading Level + Correct Factor.
5. Correct Factor = Antenna factor + Cable loss – Amplifier gain.
6. The average measurement was not performed when the peak measured data under the limit of average detection.
7. The emission levels of other frequencies are very lower than the limit and not show in test report.

Product : Intel® Dual Band Wireless-AC 8260
Test Item : Harmonic Radiated Emission Data
Test Site : No.3 OATS
Test Mode : Mode 1 SISO A: Transmit (802.11ac-20BW-7.2Mbps) (5720MHz)

Frequency MHz	Correct Factor dB	Reading Level dBuV	Measurement Level dBuV/m	Margin dB	Limit dBuV/m
Horizontal					
Peak Detector:					
11440.000	16.779	36.250	53.029	-20.971	74.000
11550.000	*	*	*	*	74.000
17325.000	*	*	*	*	74.000
20720.000	*	*	*	*	74.000
25900.000	*	*	*	*	74.000
31080.000	*	*	*	*	74.000
36260.000	*	*	*	*	74.000
Average					
Detector:					
*	*	*	*	*	*
Vertical					
Peak Detector:					
11440.000	17.519	36.520	54.039	-19.961	74.000
11550.000	*	*	*	*	74.000
17325.000	*	*	*	*	74.000
20720.000	*	*	*	*	74.000
25900.000	*	*	*	*	74.000
31080.000	*	*	*	*	74.000
36260.000	*	*	*	*	74.000
Average					
Detector:					
*	*	*	*	*	*

Note:

1. All Readings below 1GHz are Quasi-Peak, above 1GHz are performed with peak and/or average measurements as necessary.
2. Peak measurements: RBW = 1MHz, VBW = 3 MHz, Sweep: Auto.
3. Average measurements: RBW = 1MHz, VBW = 10 Hz, Sweep: Auto.
4. Measurement Level = Reading Level + Correct Factor.
5. Correct Factor = Antenna factor + Cable loss – Amplifier gain.
6. The average measurement was not performed when the peak measured data under the limit of average detection.
7. The emission levels of other frequencies are very lower than the limit and not show in test report.

Product : Intel® Dual Band Wireless-AC 8260
Test Item : Harmonic Radiated Emission Data
Test Site : No.3 OATS
Test Mode : Mode 1 SISO A: Transmit (802.11ac-40BW-15Mbps) (5710MHz)

Frequency	Correct	Reading	Measurement	Margin	Limit
MHz	Factor	Level	Level		
	dB	dBuV	dBuV/m	dB	dBuV/m
Horizontal					
Peak Detector:					
11420.000	16.648	36.430	53.077	-20.923	74.000
11550.000	*	*	*	*	74.000
17325.000	*	*	*	*	74.000
20720.000	*	*	*	*	74.000
25900.000	*	*	*	*	74.000
31080.000	*	*	*	*	74.000
36260.000	*	*	*	*	74.000
Average					
Detector:					
*	*	*	*	*	*
Vertical					
Peak Detector:					
11420.000	17.311	36.080	53.390	-20.610	74.000
11550.000	*	*	*	*	74.000
17325.000	*	*	*	*	74.000
20720.000	*	*	*	*	74.000
25900.000	*	*	*	*	74.000
31080.000	*	*	*	*	74.000
36260.000	*	*	*	*	74.000
Average					
Detector:					
*	*	*	*	*	*

Note:

1. All Readings below 1GHz are Quasi-Peak, above 1GHz are performed with peak and/or average measurements as necessary.
2. Peak measurements: RBW = 1MHz, VBW = 3 MHz, Sweep: Auto.
3. Average measurements: RBW = 1MHz, VBW = 10 Hz, Sweep: Auto.
4. Measurement Level = Reading Level + Correct Factor.
5. Correct Factor = Antenna factor + Cable loss –Amplifier gain.
6. The average measurement was not performed when the peak measured data under the limit of average detection.
7. The emission levels of other frequencies are very lower than the limit and not show in test report.

Product : Intel® Dual Band Wireless-AC 8260
Test Item : Harmonic Radiated Emission Data
Test Site : No.3 OATS
Test Mode : Mode 1 SISO A: Transmit (802.11ac-80BW-32.5Mbps) (5210MHz)

Frequency	Correct	Reading	Measurement	Margin	Limit
MHz	Factor	Level	Level		
	dB	dBuV	dBuV/m	dB	dBuV/m
Horizontal					
Peak Detector:					
10420.000	13.135	36.750	49.885	-24.115	74.000
11550.000	*	*	*	*	74.000
17325.000	*	*	*	*	74.000
20720.000	*	*	*	*	74.000
25900.000	*	*	*	*	74.000
31080.000	*	*	*	*	74.000
36260.000	*	*	*	*	74.000
Average					
Detector:					
*	*	*	*	*	*
Vertical					
Peak Detector:					
10420.000	14.057	36.550	50.607	-23.393	74.000
11550.000	*	*	*	*	74.000
17325.000	*	*	*	*	74.000
20720.000	*	*	*	*	74.000
25900.000	*	*	*	*	74.000
31080.000	*	*	*	*	74.000
36260.000	*	*	*	*	74.000
Average					
Detector:					
*	*	*	*	*	*

Note:

1. All Readings below 1GHz are Quasi-Peak, above 1GHz are performed with peak and/or average measurements as necessary.
2. Peak measurements: RBW = 1MHz, VBW = 3 MHz, Sweep: Auto.
3. Average measurements: RBW = 1MHz, VBW = 10 Hz, Sweep: Auto.
4. Measurement Level = Reading Level + Correct Factor.
5. Correct Factor = Antenna factor + Cable loss –Amplifier gain.
6. The average measurement was not performed when the peak measured data under the limit of average detection.
7. The emission levels of other frequencies are very lower than the limit and not show in test report.

Product : Intel® Dual Band Wireless-AC 8260
Test Item : Harmonic Radiated Emission Data
Test Site : No.3 OATS
Test Mode : Mode 1 SISO A: Transmit (802.11ac-80BW-32.5Mbps) (5290MHz)

Frequency MHz	Correct Factor dB	Reading Level dBuV	Measurement Level dBuV/m	Margin dB	Limit dBuV/m
Horizontal					
Peak Detector:					
10580.000	14.423	36.320	50.743	-23.257	74.000
11550.000	*	*	*	*	74.000
17325.000	*	*	*	*	74.000
20720.000	*	*	*	*	74.000
25900.000	*	*	*	*	74.000
31080.000	*	*	*	*	74.000
36260.000	*	*	*	*	74.000
Average					
Detector:					
*	*	*	*	*	*
Vertical					
Peak Detector:					
10580.000	14.849	36.760	51.609	-22.391	74.000
11550.000	*	*	*	*	74.000
17325.000	*	*	*	*	74.000
20720.000	*	*	*	*	74.000
25900.000	*	*	*	*	74.000
31080.000	*	*	*	*	74.000
36260.000	*	*	*	*	74.000
Average					
Detector:					
*	*	*	*	*	*

Note:

1. All Readings below 1GHz are Quasi-Peak, above 1GHz are performed with peak and/or average measurements as necessary.
2. Peak measurements: RBW = 1MHz, VBW = 3 MHz, Sweep: Auto.
3. Average measurements: RBW = 1MHz, VBW = 10 Hz, Sweep: Auto.
4. Measurement Level = Reading Level + Correct Factor.
5. Correct Factor = Antenna factor + Cable loss – Amplifier gain.
6. The average measurement was not performed when the peak measured data under the limit of average detection.
7. The emission levels of other frequencies are very lower than the limit and not show in test report.

Product : Intel® Dual Band Wireless-AC 8260
Test Item : Harmonic Radiated Emission Data
Test Site : No.3 OATS
Test Mode : Mode 1 SISO A: Transmit (802.11ac-80BW-32.5Mbps) (5530MHz)

Frequency MHz	Correct Factor dB	Reading Level dBuV	Measurement Level dBuV/m	Margin dB	Limit dBuV/m
Horizontal					
Peak Detector:					
11060.000	16.580	36.610	53.190	-20.810	74.000
11550.000	*	*	*	*	74.000
17325.000	*	*	*	*	74.000
20720.000	*	*	*	*	74.000
25900.000	*	*	*	*	74.000
31080.000	*	*	*	*	74.000
36260.000	*	*	*	*	74.000
Average					
Detector:					
*	*	*	*	*	*
Vertical					
Peak Detector:					
11060.000	17.375	36.330	53.705	-20.295	74.000
11550.000	*	*	*	*	74.000
17325.000	*	*	*	*	74.000
20720.000	*	*	*	*	74.000
25900.000	*	*	*	*	74.000
31080.000	*	*	*	*	74.000
36260.000	*	*	*	*	74.000
Average					
Detector:					
*	*	*	*	*	*

Note:

1. All Readings below 1GHz are Quasi-Peak, above 1GHz are performed with peak and/or average measurements as necessary.
2. Peak measurements: RBW = 1MHz, VBW = 3 MHz, Sweep: Auto.
3. Average measurements: RBW = 1MHz, VBW = 10 Hz, Sweep: Auto.
4. Measurement Level = Reading Level + Correct Factor.
5. Correct Factor = Antenna factor + Cable loss – Amplifier gain.
6. The average measurement was not performed when the peak measured data under the limit of average detection.
7. The emission levels of other frequencies are very lower than the limit and not show in test report.

Product : Intel® Dual Band Wireless-AC 8260
Test Item : Harmonic Radiated Emission Data
Test Site : No.3 OATS
Test Mode : Mode 1 SISO A: Transmit (802.11ac-80BW-32.5Mbps) (5610MHz)

Frequency MHz	Correct Factor dB	Reading Level dBuV	Measurement Level dBuV/m	Margin dB	Limit dBuV/m
Horizontal					
Peak Detector:					
11220.000	16.589	36.510	53.100	-20.900	74.000
11550.000	*	*	*	*	74.000
17325.000	*	*	*	*	74.000
20720.000	*	*	*	*	74.000
25900.000	*	*	*	*	74.000
31080.000	*	*	*	*	74.000
36260.000	*	*	*	*	74.000
Average					
Detector:					
*	*	*	*	*	*
Vertical					
Peak Detector:					
11220.000	17.620	36.240	53.860	-20.140	74.000
11550.000	*	*	*	*	74.000
17325.000	*	*	*	*	74.000
20720.000	*	*	*	*	74.000
25900.000	*	*	*	*	74.000
31080.000	*	*	*	*	74.000
36260.000	*	*	*	*	74.000
Average					
Detector:					
*	*	*	*	*	*

Note:

1. All Readings below 1GHz are Quasi-Peak, above 1GHz are performed with peak and/or average measurements as necessary.
2. Peak measurements: RBW = 1MHz, VBW = 3 MHz, Sweep: Auto.
3. Average measurements: RBW = 1MHz, VBW = 10 Hz, Sweep: Auto.
4. Measurement Level = Reading Level + Correct Factor.
5. Correct Factor = Antenna factor + Cable loss – Amplifier gain.
6. The average measurement was not performed when the peak measured data under the limit of average detection.
7. The emission levels of other frequencies are very lower than the limit and not show in test report.

Product : Intel® Dual Band Wireless-AC 8260
Test Item : Harmonic Radiated Emission Data
Test Site : No.3 OATS
Test Mode : Mode 1 SISO A: Transmit (802.11ac-80BW-32.5Mbps) (5690MHz)

Frequency MHz	Correct Factor dB	Reading Level dBuV	Measurement Level dBuV/m	Margin dB	Limit dBuV/m
Horizontal					
Peak Detector:					
11380.000	16.480	36.250	52.731	-21.269	74.000
11550.000	*	*	*	*	74.000
17325.000	*	*	*	*	74.000
20720.000	*	*	*	*	74.000
25900.000	*	*	*	*	74.000
31080.000	*	*	*	*	74.000
36260.000	*	*	*	*	74.000
Average					
Detector:					
*	*	*	*	*	*
Vertical					
Peak Detector:					
11380.000	17.125	36.240	53.366	-20.634	74.000
11550.000	*	*	*	*	74.000
17325.000	*	*	*	*	74.000
20720.000	*	*	*	*	74.000
25900.000	*	*	*	*	74.000
31080.000	*	*	*	*	74.000
36260.000	*	*	*	*	74.000
Average					
Detector:					
*	*	*	*	*	*

Note:

1. All Readings below 1GHz are Quasi-Peak, above 1GHz are performed with peak and/or average measurements as necessary.
2. Peak measurements: RBW = 1MHz, VBW = 3 MHz, Sweep: Auto.
3. Average measurements: RBW = 1MHz, VBW = 10 Hz, Sweep: Auto.
4. Measurement Level = Reading Level + Correct Factor.
5. Correct Factor = Antenna factor + Cable loss – Amplifier gain.
6. The average measurement was not performed when the peak measured data under the limit of average detection.
7. The emission levels of other frequencies are very lower than the limit and not show in test report.

Product : Intel® Dual Band Wireless-AC 8260
Test Item : Harmonic Radiated Emission Data
Test Site : No.3 OATS
Test Mode : Mode 2 SISO B: Transmit (802.11a-6Mbps) (5180MHz)

Frequency MHz	Correct Factor dB	Reading Level dBμV	Measurement Level dBμV/m	Margin dB	Limit dBμV/m
Horizontal					
Peak Detector:					
10360.000	12.930	36.470	49.400	-24.600	74.000
15540.000	*	*	*	*	74.000
20720.000	*	*	*	*	74.000
25900.000	*	*	*	*	74.000
31080.000	*	*	*	*	74.000
36260.000	*	*	*	*	74.000
Average Detector:					
*	*	*	*	*	*
Vertical					
Peak Detector:					
10360.000	13.724	36.310	50.034	-23.966	74.000
15540.000	*	*	*	*	74.000
20720.000	*	*	*	*	74.000
25900.000	*	*	*	*	74.000
31080.000	*	*	*	*	74.000
36260.000	*	*	*	*	74.000
Average Detector:					
*	*	*	*	*	*

Note:

1. All Readings below 1GHz are Quasi-Peak, above 1GHz are performed with peak and/or average measurements as necessary.
2. Peak measurements: RBW = 1MHz, VBW = 3 MHz, Sweep: Auto.
3. Average measurements: RBW = 1MHz, VBW = 10 Hz, Sweep: Auto.
4. Measurement Level = Reading Level + Correct Factor.
5. Correct Factor = Antenna factor + Cable loss – Amplifier gain.
6. The average measurement was not performed when the peak measured data under the limit of average detection.
7. The emission levels of other frequencies are very lower than the limit and not show in test report.

Product : Intel® Dual Band Wireless-AC 8260
Test Item : Harmonic Radiated Emission Data
Test Site : No.3 OATS
Test Mode : Mode 2 SISO B: Transmit (802.11a-6Mbps) (5220MHz)

Frequency	Correct	Reading	Measurement	Margin	Limit
MHz	Factor	Level	Level		
	dB	dB μ V	dB μ V/m	dB	dB μ V/m
Horizontal					
Peak Detector:					
10440.000	13.322	36.750	50.072	-23.928	74.000
15660.000	*	*	*	*	74.000
20880.000	*	*	*	*	74.000
26100.000	*	*	*	*	74.000
Average					
Detector:					
*	*	*	*	*	*
Vertical					
Peak Detector:					
10440.000	14.245	36.910	51.155	-22.845	74.000
15660.000	*	*	*	*	74.000
20880.000	*	*	*	*	74.000
26100.000	*	*	*	*	74.000
Average					
Detector:					
*	*	*	*	*	*

Note:

1. All Readings below 1GHz are Quasi-Peak, above 1GHz are performed with peak and/or average measurements as necessary.
2. Peak measurements: RBW = 1MHz, VBW = 3 MHz, Sweep: Auto.
3. Average measurements: RBW = 1MHz, VBW = 10 Hz, Sweep: Auto.
4. Measurement Level = Reading Level + Correct Factor.
5. Correct Factor = Antenna factor + Cable loss – Amplifier gain.
6. The average measurement was not performed when the peak measured data under the limit of average detection.
7. The emission levels of other frequencies are very lower than the limit and not show in test report.

Product : Intel® Dual Band Wireless-AC 8260
Test Item : Harmonic Radiated Emission Data
Test Site : No.3 OATS
Test Mode : Mode 2 SISO B: Transmit (802.11a-6Mbps) (5240MHz)

Frequency	Correct	Reading	Measurement	Margin	Limit
MHz	Factor	Level	Level		
	dB	dB μ V	dB μ V/m	dB	dB μ V/m
Horizontal					
Peak Detector:					
10480.000	13.693	37.540	51.234	-22.766	74.000
15720.000	*	*	*	*	74.000
20960.000	*	*	*	*	74.000
26200.000	*	*	*	*	74.000
Average					
Detector:					
*	*	*	*	*	*
Vertical					
Peak Detector:					
10480.000	14.620	37.850	52.471	-21.529	74.000
15720.000	*	*	*	*	74.000
20960.000	*	*	*	*	74.000
26200.000	*	*	*	*	74.000
Average					
Detector:					
*	*	*	*	*	*

Note:

1. All Readings below 1GHz are Quasi-Peak, above 1GHz are performed with peak and/or average measurements as necessary.
2. Peak measurements: RBW = 1MHz, VBW = 3 MHz, Sweep: Auto.
3. Average measurements: RBW = 1MHz, VBW = 10 Hz, Sweep: Auto.
4. Measurement Level = Reading Level + Correct Factor.
5. Correct Factor = Antenna factor + Cable loss – Amplifier gain.
6. The average measurement was not performed when the peak measured data under the limit of average detection.
7. The emission levels of other frequencies are very lower than the limit and not show in test report.

Product : Intel® Dual Band Wireless-AC 8260
Test Item : Harmonic Radiated Emission Data
Test Site : No.3 OATS
Test Mode : Mode 2 SISO B: Transmit (802.11a-6Mbps) (5260MHz)

Frequency	Correct	Reading	Measurement	Margin	Limit
MHz	Factor	Level	Level		
	dB	dB μ V	dB μ V/m	dB	dB μ V/m
Horizontal					
Peak Detector:					
10520.000	14.015	35.940	49.955	-24.045	74.000
15780.000	*	*	*	*	74.000
21040.000	*	*	*	*	74.000
26300.000	*	*	*	*	74.000
Average					
Detector:					
*	*	*	*	*	*
Vertical					
Peak Detector:					
10520.000	14.818	36.870	51.688	-22.312	74.000
15780.000	*	*	*	*	74.000
21040.000	*	*	*	*	74.000
26300.000	*	*	*	*	74.000
Average					
Detector:					
*	*	*	*	*	*

Note:

1. All Readings below 1GHz are Quasi-Peak, above 1GHz are performed with peak and/or average measurements as necessary.
2. Peak measurements: RBW = 1MHz, VBW = 3 MHz, Sweep: Auto.
3. Average measurements: RBW = 1MHz, VBW = 10 Hz, Sweep: Auto.
4. Measurement Level = Reading Level + Correct Factor.
5. Correct Factor = Antenna factor + Cable loss – Amplifier gain.
6. The average measurement was not performed when the peak measured data under the limit of average detection.
7. The emission levels of other frequencies are very lower than the limit and not show in test report.

Product : Intel® Dual Band Wireless-AC 8260
Test Item : Harmonic Radiated Emission Data
Test Site : No.3 OATS
Test Mode : Mode 2 SISO B: Transmit (802.11a-6Mbps) (5300MHz)

Frequency	Correct	Reading	Measurement	Margin	Limit
MHz	Factor	Level	Level		
	dB	dB μ V	dB μ V/m	dB	dB μ V/m
Horizontal					
Peak Detector:					
10600.000	14.550	35.490	50.039	-23.961	74.000
15900.000	*	*	*	*	74.000
21200.000	*	*	*	*	74.000
26500.000	*	*	*	*	74.000
Average Detector:					
*	*	*	*	*	*
Vertical					
Peak Detector:					
10600.000	14.881	36.140	51.021	-22.979	74.000
15900.000	*	*	*	*	74.000
21200.000	*	*	*	*	74.000
26500.000	*	*	*	*	74.000
Average Detector:					
*	*	*	*	*	*

Note:

1. All Readings below 1GHz are Quasi-Peak, above 1GHz are performed with peak and/or average measurements as necessary.
2. Peak measurements: RBW = 1MHz, VBW = 3 MHz, Sweep: Auto.
3. Average measurements: RBW = 1MHz, VBW = 10 Hz, Sweep: Auto.
4. Measurement Level = Reading Level + Correct Factor.
5. Correct Factor = Antenna factor + Cable loss – Amplifier gain.
6. The average measurement was not performed when the peak measured data under the limit of average detection.
7. The emission levels of other frequencies are very lower than the limit and not show in test report.

Product : Intel® Dual Band Wireless-AC 8260
Test Item : Harmonic Radiated Emission Data
Test Site : No.3 OATS
Test Mode : Mode 2 SISO B: Transmit (802.11a-6Mbps) (5320MHz)

Frequency	Correct	Reading	Measurement	Margin	Limit
MHz	Factor	Level	Level		
	dB	dB μ V	dB μ V/m	dB	dB μ V/m
Horizontal					
Peak Detector:					
10640.000	14.690	36.140	50.830	-23.170	74.000
15960.000	*	*	*	*	74.000
21280.000	*	*	*	*	74.000
26600.000	*	*	*	*	74.000
Average Detector:					
*	*	*	*	*	*
Vertical					
Peak Detector:					
10640.000	15.083	36.690	51.773	-22.227	74.000
15960.000	*	*	*	*	74.000
21280.000	*	*	*	*	74.000
26600.000	*	*	*	*	74.000
Average Detector:					
*	*	*	*	*	*

Note:

1. All Readings below 1GHz are Quasi-Peak, above 1GHz are performed with peak and/or average measurements as necessary.
2. Peak measurements: RBW = 1MHz, VBW = 3 MHz, Sweep: Auto.
3. Average measurements: RBW = 1MHz, VBW = 10 Hz, Sweep: Auto.
4. Measurement Level = Reading Level + Correct Factor.
5. Correct Factor = Antenna factor + Cable loss – Amplifier gain.
6. The average measurement was not performed when the peak measured data under the limit of average detection.
7. The emission levels of other frequencies are very lower than the limit and not show in test report.

Product : Intel® Dual Band Wireless-AC 8260
Test Item : Harmonic Radiated Emission Data
Test Site : No.3 OATS
Test Mode : Mode 2 SISO B: Transmit (802.11a-6Mbps) (5500MHz)

Frequency	Correct	Reading	Measurement	Margin	Limit
MHz	Factor	Level	Level		
	dB	dB μ V	dB μ V/m	dB	dB μ V/m
Horizontal					
Peak Detector:					
11000.000	16.399	36.150	52.549	-21.451	74.000
16500.000	*	*	*	*	74.000
22000.000	*	*	*	*	74.000
27500.000	*	*	*	*	74.000
Average Detector:					
*	*	*	*	*	*
Vertical					
Peak Detector:					
11000.000	17.132	36.430	53.562	-20.438	74.000
16500.000	*	*	*	*	74.000
22000.000	*	*	*	*	74.000
27500.000	*	*	*	*	74.000
Average Detector:					
*	*	*	*	*	*

Note:

1. All Readings below 1GHz are Quasi-Peak, above 1GHz are performed with peak and/or average measurements as necessary.
2. Peak measurements: RBW = 1MHz, VBW = 3 MHz, Sweep: Auto.
3. Average measurements: RBW = 1MHz, VBW = 10 Hz, Sweep: Auto.
4. Measurement Level = Reading Level + Correct Factor.
5. Correct Factor = Antenna factor + Cable loss – Amplifier gain.
6. The average measurement was not performed when the peak measured data under the limit of average detection.
7. The emission levels of other frequencies are very lower than the limit and not show in test report.

Product : Intel® Dual Band Wireless-AC 8260
Test Item : Harmonic Radiated Emission Data
Test Site : No.3 OATS
Test Mode : Mode 2 SISO B: Transmit (802.11a-6Mbps) (5580MHz)

Frequency MHz	Correct Factor dB	Reading Level dB μ V	Measurement Level dB μ V/m	Margin dB	Limit dB μ V/m
Horizontal					
Peak Detector:					
11160.000	16.656	35.820	52.476	-21.524	74.000
16740.000	*	*	*	*	74.000
22320.000	*	*	*	*	74.000
27900.000	*	*	*	*	74.000
Average Detector:					
*	*	*	*	*	*
Vertical					
Peak Detector:					
11160.000	17.726	35.940	53.666	-20.334	74.000
16740.000	*	*	*	*	74.000
22320.000	*	*	*	*	74.000
27900.000	*	*	*	*	74.000
Average Detector:					
*	*	*	*	*	*

Note:

1. All Readings below 1GHz are Quasi-Peak, above 1GHz are performed with peak and/or average measurements as necessary.
2. Peak measurements: RBW = 1MHz, VBW = 3 MHz, Sweep: Auto.
3. Average measurements: RBW = 1MHz, VBW = 10 Hz, Sweep: Auto.
4. Measurement Level = Reading Level + Correct Factor.
5. Correct Factor = Antenna factor + Cable loss – Amplifier gain.
6. The average measurement was not performed when the peak measured data under the limit of average detection.
7. The emission levels of other frequencies are very lower than the limit and not show in test report.

Product : Intel® Dual Band Wireless-AC 8260
Test Item : Harmonic Radiated Emission Data
Test Site : No.3 OATS
Test Mode : Mode 2 SISO B: Transmit (802.11a-6Mbps) (5700MHz)

Frequency	Correct	Reading	Measurement	Margin	Limit
MHz	Factor	Level	Level		
	dB	dB μ V	dB μ V/m	dB	dB μ V/m
Horizontal					
Peak Detector:					
11400.000	16.530	34.450	50.981	-23.019	74.000
17100.000	*	*	*	*	74.000
22800.000	*	*	*	*	74.000
28500.000	*	*	*	*	74.000
Average Detector:					
*	*	*	*	*	*
Vertical					
Peak Detector:					
11400.000	17.138	35.810	52.948	-21.052	74.000
17100.000	*	*	*	*	74.000
22800.000	*	*	*	*	74.000
28500.000	*	*	*	*	74.000
Average Detector:					
*	*	*	*	*	*

Note:

1. All Readings below 1GHz are Quasi-Peak, above 1GHz are performed with peak and/or average measurements as necessary.
2. Peak measurements: RBW = 1MHz, VBW = 3 MHz, Sweep: Auto.
3. Average measurements: RBW = 1MHz, VBW = 10 Hz, Sweep: Auto.
4. Measurement Level = Reading Level + Correct Factor.
5. Correct Factor = Antenna factor + Cable loss – Amplifier gain.
6. The average measurement was not performed when the peak measured data under the limit of average detection.
7. The emission levels of other frequencies are very lower than the limit and not show in test report.

Product : Intel® Dual Band Wireless-AC 8260
Test Item : Harmonic Radiated Emission Data
Test Site : No.3 OATS
Test Mode : Mode 2 SISO B: Transmit (802.11n-20BW 7.2Mbps) (5180MHz)

Frequency	Correct	Reading	Measurement	Margin	Limit
MHz	Factor	Level	Level		
	dB	dB μ V	dB μ V/m	dB	dB μ V/m
Horizontal					
Peak Detector:					
10360.000	12.930	35.740	48.670	-25.330	74.000
15540.000	*	*	*	*	74.000
20720.000	*	*	*	*	74.000
25900.000	*	*	*	*	74.000
Average Detector:					
*	*	*	*	*	*
Vertical					
Peak Detector:					
10360.000	13.724	36.250	49.974	-24.026	74.000
15540.000	*	*	*	*	74.000
20720.000	*	*	*	*	74.000
25900.000	*	*	*	*	74.000
Average Detector:					
*	*	*	*	*	*

Note:

1. All Readings below 1GHz are Quasi-Peak, above 1GHz are performed with peak and/or average measurements as necessary.
2. Peak measurements: RBW = 1MHz, VBW = 3 MHz, Sweep: Auto.
3. Average measurements: RBW = 1MHz, VBW = 10 Hz, Sweep: Auto.
4. Measurement Level = Reading Level + Correct Factor.
5. Correct Factor = Antenna factor + Cable loss – Amplifier gain.
6. The average measurement was not performed when the peak measured data under the limit of average detection.
7. The emission levels of other frequencies are very lower than the limit and not show in test report.

Product : Intel® Dual Band Wireless-AC 8260
Test Item : Harmonic Radiated Emission Data
Test Site : No.3 OATS
Test Mode : Mode 2 SISO B: Transmit (802.11n-20BW 7.2Mbps) (5220MHz)

Frequency	Correct	Reading	Measurement	Margin	Limit
MHz	Factor	Level	Level		
	dB	dB μ V	dB μ V/m	dB	dB μ V/m
Horizontal					
Peak Detector:					
10440.000	13.322	36.350	49.672	-24.328	74.000
15660.000	*	*	*	*	74.000
20880.000	*	*	*	*	74.000
26100.000	*	*	*	*	74.000
Average Detector:					
*	*	*	*	*	*
Vertical					
Peak Detector:					
10440.000	14.245	36.740	50.985	-23.015	74.000
15660.000	*	*	*	*	74.000
20880.000	*	*	*	*	74.000
26100.000	*	*	*	*	74.000
Average Detector:					
*	*	*	*	*	*

Note:

1. All Readings below 1GHz are Quasi-Peak, above 1GHz are performed with peak and/or average measurements as necessary.
2. Peak measurements: RBW = 1MHz, VBW = 3 MHz, Sweep: Auto.
3. Average measurements: RBW = 1MHz, VBW = 10 Hz, Sweep: Auto.
4. Measurement Level = Reading Level + Correct Factor.
5. Correct Factor = Antenna factor + Cable loss – Amplifier gain.
6. The average measurement was not performed when the peak measured data under the limit of average detection.
7. The emission levels of other frequencies are very lower than the limit and not show in test report.

Product : Intel® Dual Band Wireless-AC 8260
Test Item : Harmonic Radiated Emission Data
Test Site : No.3 OATS
Test Mode : Mode 2 SISO B: Transmit (802.11n-20BW 7.2Mbps) (5240MHz)

Frequency	Correct	Reading	Measurement	Margin	Limit
MHz	Factor	Level	Level		
	dB	dB μ V	dB μ V/m	dB	dB μ V/m
Horizontal					
Peak Detector:					
10480.000	13.693	36.170	49.864	-24.136	74.000
15720.000	*	*	*	*	74.000
20960.000	*	*	*	*	74.000
26200.000	*	*	*	*	74.000
Average					
Detector:					
*	*	*	*	*	*
Vertical					
Peak Detector:					
10480.000	14.620	36.540	51.161	-22.839	74.000
15720.000	*	*	*	*	74.000
20960.000	*	*	*	*	74.000
26200.000	*	*	*	*	74.000
Average					
Detector:					
*	*	*	*	*	*

Note:

1. All Readings below 1GHz are Quasi-Peak, above 1GHz are performed with peak and/or average measurements as necessary.
2. Peak measurements: RBW = 1MHz, VBW = 3 MHz, Sweep: Auto.
3. Average measurements: RBW = 1MHz, VBW = 10 Hz, Sweep: Auto.
4. Measurement Level = Reading Level + Correct Factor.
5. Correct Factor = Antenna factor + Cable loss – Amplifier gain.
6. The average measurement was not performed when the peak measured data under the limit of average detection.
7. The emission levels of other frequencies are very lower than the limit and not show in test report.

Product : Intel® Dual Band Wireless-AC 8260
Test Item : Harmonic Radiated Emission Data
Test Site : No.3 OATS
Test Mode : Mode 2 SISO B: Transmit (802.11n-20BW 7.2Mbps) (5260MHz)

Frequency	Correct	Reading	Measurement	Margin	Limit
MHz	Factor	Level	Level		
	dB	dB μ V	dB μ V/m	dB	dB μ V/m
Horizontal					
Peak Detector:					
10520.000	14.015	35.870	49.885	-24.115	74.000
15780.000	*	*	*	*	74.000
21040.000	*	*	*	*	74.000
26300.000	*	*	*	*	74.000
Average Detector:					
*	*	*	*	*	*
Vertical					
Peak Detector:					
10520.000	14.818	36.160	50.978	-23.022	74.000
15780.000	*	*	*	*	74.000
21040.000	*	*	*	*	74.000
26300.000	*	*	*	*	74.000
Average Detector:					
*	*	*	*	*	*

Note:

1. All Readings below 1GHz are Quasi-Peak, above 1GHz are performed with peak and/or average measurements as necessary.
2. Peak measurements: RBW = 1MHz, VBW = 3 MHz, Sweep: Auto.
3. Average measurements: RBW = 1MHz, VBW = 10 Hz, Sweep: Auto.
4. Measurement Level = Reading Level + Correct Factor.
5. Correct Factor = Antenna factor + Cable loss – Amplifier gain.
6. The average measurement was not performed when the peak measured data under the limit of average detection.
7. The emission levels of other frequencies are very lower than the limit and not show in test report.

Product : Intel® Dual Band Wireless-AC 8260
Test Item : Harmonic Radiated Emission Data
Test Site : No.3 OATS
Test Mode : Mode 2 SISO B: Transmit (802.11n-20BW 7.2Mbps) (5300MHz)

Frequency	Correct	Reading	Measurement	Margin	Limit
MHz	Factor	Level	Level		
	dB	dB μ V	dB μ V/m	dB	dB μ V/m
Horizontal					
Peak Detector:					
10600.000	14.550	35.510	50.059	-23.941	74.000
15900.000	*	*	*	*	74.000
21200.000	*	*	*	*	74.000
26500.000	*	*	*	*	74.000
Average					
Detector:					
*	*	*	*	*	*
Vertical					
Peak Detector:					
10600.000	14.881	35.940	50.821	-23.179	74.000
15900.000	*	*	*	*	74.000
21200.000	*	*	*	*	74.000
26500.000	*	*	*	*	74.000
Average					
Detector:					
*	*	*	*	*	*

Note:

1. All Readings below 1GHz are Quasi-Peak, above 1GHz are performed with peak and/or average measurements as necessary.
2. Peak measurements: RBW = 1MHz, VBW = 3 MHz, Sweep: Auto.
3. Average measurements: RBW = 1MHz, VBW = 10 Hz, Sweep: Auto.
4. Measurement Level = Reading Level + Correct Factor.
5. Correct Factor = Antenna factor + Cable loss – Amplifier gain.
6. The average measurement was not performed when the peak measured data under the limit of average detection.
7. The emission levels of other frequencies are very lower than the limit and not show in test report.

Product : Intel® Dual Band Wireless-AC 8260
Test Item : Harmonic Radiated Emission Data
Test Site : No.3 OATS
Test Mode : Mode 2 SISO B: Transmit (802.11n-20BW 7.2Mbps) (5320MHz)

Frequency MHz	Correct Factor dB	Reading Level dB μ V	Measurement Level dB μ V/m	Margin dB	Limit dB μ V/m
Horizontal					
Peak Detector:					
10640.000	14.690	36.510	51.200	-22.800	74.000
15960.000	*	*	*	*	74.000
21280.000	*	*	*	*	74.000
26600.000	*	*	*	*	74.000
Average Detector:					
*	*	*	*	*	*
Vertical					
Peak Detector:					
10640.000	15.083	36.750	51.833	-22.167	74.000
15960.000	*	*	*	*	74.000
21280.000	*	*	*	*	74.000
26600.000	*	*	*	*	74.000
Average Detector:					
*	*	*	*	*	*

Note:

1. All Readings below 1GHz are Quasi-Peak, above 1GHz are performed with peak and/or average measurements as necessary.
2. Peak measurements: RBW = 1MHz, VBW = 3 MHz, Sweep: Auto.
3. Average measurements: RBW = 1MHz, VBW = 10 Hz, Sweep: Auto.
4. Measurement Level = Reading Level + Correct Factor.
5. Correct Factor = Antenna factor + Cable loss – Amplifier gain.
6. The average measurement was not performed when the peak measured data under the limit of average detection.
7. The emission levels of other frequencies are very lower than the limit and not show in test report.

Product : Intel® Dual Band Wireless-AC 8260
Test Item : Harmonic Radiated Emission Data
Test Site : No.3 OATS
Test Mode : Mode 2 SISO B: Transmit (802.11n-20BW 7.2Mbps) (5500MHz)

Frequency	Correct	Reading	Measurement	Margin	Limit
MHz	Factor	Level	Level		
	dB	dB μ V	dB μ V/m	dB	dB μ V/m
Horizontal					
Peak Detector:					
11000.000	16.399	35.850	52.249	-21.751	74.000
16500.000	*	*	*	*	74.000
22000.000	*	*	*	*	74.000
27500.000	*	*	*	*	74.000
Average Detector:					
*	*	*	*	*	*
Vertical					
Peak Detector:					
11000.000	17.132	35.960	53.092	-20.908	74.000
16500.000	*	*	*	*	74.000
22000.000	*	*	*	*	74.000
27500.000	*	*	*	*	74.000
Average Detector:					
*	*	*	*	*	*

Note:

1. All Readings below 1GHz are Quasi-Peak, above 1GHz are performed with peak and/or average measurements as necessary.
2. Peak measurements: RBW = 1MHz, VBW = 3 MHz, Sweep: Auto.
3. Average measurements: RBW = 1MHz, VBW = 10 Hz, Sweep: Auto.
4. Measurement Level = Reading Level + Correct Factor.
5. Correct Factor = Antenna factor + Cable loss – Amplifier gain.
6. The average measurement was not performed when the peak measured data under the limit of average detection.
7. The emission levels of other frequencies are very lower than the limit and not show in test report.

Product : Intel® Dual Band Wireless-AC 8260
Test Item : Harmonic Radiated Emission Data
Test Site : No.3 OATS
Test Mode : Mode 2 SISO B: Transmit (802.11n-20BW 7.2Mbps) (5580MHz)

Frequency	Correct	Reading	Measurement	Margin	Limit
MHz	Factor	Level	Level		
	dB	dB μ V	dB μ V/m	dB	dB μ V/m
Horizontal					
Peak Detector:					
11160.000	16.656	34.670	51.326	-22.674	74.000
16740.000	*	*	*	*	74.000
22320.000	*	*	*	*	74.000
27900.000	*	*	*	*	74.000
Average Detector:					
*	*	*	*	*	*
Vertical					
Peak Detector:					
11160.000	17.726	36.020	53.746	-20.254	74.000
16740.000	*	*	*	*	74.000
22320.000	*	*	*	*	74.000
27900.000	*	*	*	*	74.000
Average Detector:					
*	*	*	*	*	*

Note:

1. All Readings below 1GHz are Quasi-Peak, above 1GHz are performed with peak and/or average measurements as necessary.
2. Peak measurements: RBW = 1MHz, VBW = 3 MHz, Sweep: Auto.
3. Average measurements: RBW = 1MHz, VBW = 10 Hz, Sweep: Auto.
4. Measurement Level = Reading Level + Correct Factor.
5. Correct Factor = Antenna factor + Cable loss – Amplifier gain.
6. The average measurement was not performed when the peak measured data under the limit of average detection.
7. The emission levels of other frequencies are very lower than the limit and not show in test report.

Product : Intel® Dual Band Wireless-AC 8260
Test Item : Harmonic Radiated Emission Data
Test Site : No.3 OATS
Test Mode : Mode 2 SISO B: Transmit (802.11n-20BW 7.2Mbps) (5700MHz)

Frequency	Correct	Reading	Measurement	Margin	Limit
MHz	Factor	Level	Level		
	dB	dB μ V	dB μ V/m	dB	dB μ V/m
Horizontal					
Peak Detector:					
11400.000	16.530	34.820	51.351	-22.649	74.000
17100.000	*	*	*	*	74.000
22800.000	*	*	*	*	74.000
28500.000	*	*	*	*	74.000
Average Detector:					
*	*	*	*	*	*
Vertical					
Peak Detector:					
11400.000	17.138	36.840	53.978	-20.022	74.000
17100.000	*	*	*	*	74.000
22800.000	*	*	*	*	74.000
28500.000	*	*	*	*	74.000
Average Detector:					
*	*	*	*	*	*

Note:

1. All Readings below 1GHz are Quasi-Peak, above 1GHz are performed with peak and/or average measurements as necessary.
2. Peak measurements: RBW = 1MHz, VBW = 3 MHz, Sweep: Auto.
3. Average measurements: RBW = 1MHz, VBW = 10 Hz, Sweep: Auto.
4. Measurement Level = Reading Level + Correct Factor.
5. Correct Factor = Antenna factor + Cable loss – Amplifier gain.
6. The average measurement was not performed when the peak measured data under the limit of average detection.
7. The emission levels of other frequencies are very lower than the limit and not show in test report.

Product : Intel® Dual Band Wireless-AC 8260
Test Item : Harmonic Radiated Emission Data
Test Site : No.3 OATS
Test Mode : Mode 2 SISO B: Transmit (802.11n-40BW 15Mbps) (5190MHz)

Frequency MHz	Correct Factor dB	Reading Level dBμV	Measurement Level dBμV/m	Margin dB	Limit dBμV/m
Horizontal					
Peak Detector:					
10380.000	12.939	35.840	48.779	-25.221	74.000
15570.000	*	*	*	*	74.000
20760.000	*	*	*	*	74.000
25950.000	*	*	*	*	74.000
Average Detector:					
*	*	*	*	*	*
Vertical					
Peak Detector:					
10380.000	13.796	36.710	50.506	-23.494	74.000
15570.000	*	*	*	*	74.000
20760.000	*	*	*	*	74.000
25950.000	*	*	*	*	74.000
Average Detector:					
*	*	*	*	*	*

Note:

1. All Readings below 1GHz are Quasi-Peak, above 1GHz are performed with peak and/or average measurements as necessary.
2. Peak measurements: RBW = 1MHz, VBW = 3 MHz, Sweep: Auto.
3. Average measurements: RBW = 1MHz, VBW = 10 Hz, Sweep: Auto.
4. Measurement Level = Reading Level + Correct Factor.
5. Correct Factor = Antenna factor + Cable loss – Amplifier gain.
6. The average measurement was not performed when the peak measured data under the limit of average detection.
7. The emission levels of other frequencies are very lower than the limit and not show in test report.

Product : Intel® Dual Band Wireless-AC 8260
Test Item : Harmonic Radiated Emission Data
Test Site : No.3 OATS
Test Mode : Mode 2 SISO B: Transmit (802.11n-40BW 15Mbps) (5230MHz)

Frequency	Correct	Reading	Measurement	Margin	Limit
MHz	Factor	Level	Level		
	dB	dB μ V	dB μ V/m	dB	dB μ V/m
Horizontal					
Peak Detector:					
10460.000	13.508	36.270	49.778	-24.222	74.000
15690.000	*	*	*	*	74.000
20920.000	*	*	*	*	74.000
26150.000	*	*	*	*	74.000
Average Detector:					
*	*	*	*	*	*
Vertical					
Peak Detector:					
10460.000	14.433	36.740	51.173	-22.827	74.000
15690.000	*	*	*	*	74.000
20920.000	*	*	*	*	74.000
26150.000	*	*	*	*	74.000
Average Detector:					
*	*	*	*	*	*

Note:

1. All Readings below 1GHz are Quasi-Peak, above 1GHz are performed with peak and/or average measurements as necessary.
2. Peak measurements: RBW = 1MHz, VBW = 3 MHz, Sweep: Auto.
3. Average measurements: RBW = 1MHz, VBW = 10 Hz, Sweep: Auto.
4. Measurement Level = Reading Level + Correct Factor.
5. Correct Factor = Antenna factor + Cable loss – Amplifier gain.
6. The average measurement was not performed when the peak measured data under the limit of average detection.
7. The emission levels of other frequencies are very lower than the limit and not show in test report.

Product : Intel® Dual Band Wireless-AC 8260
Test Item : Harmonic Radiated Emission Data
Test Site : No.3 OATS
Test Mode : Mode 2 SISO B: Transmit (802.11n-40BW 15Mbps) (5270MHz)

Frequency	Correct	Reading	Measurement	Margin	Limit
MHz	Factor	Level	Level		
	dB	dB μ V	dB μ V/m	dB	dB μ V/m
Horizontal					
Peak Detector:					
10540.000	14.151	35.870	50.020	-23.980	74.000
15810.000	*	*	*	*	74.000
21080.000	*	*	*	*	74.000
26350.000	*	*	*	*	74.000
Average Detector:					
*	*	*	*	*	*
Vertical					
Peak Detector:					
10540.000	14.829	36.750	51.578	-22.422	74.000
15810.000	*	*	*	*	74.000
21080.000	*	*	*	*	74.000
26350.000	*	*	*	*	74.000
Average Detector:					
*	*	*	*	*	*

Note:

1. All Readings below 1GHz are Quasi-Peak, above 1GHz are performed with peak and/or average measurements as necessary.
2. Peak measurements: RBW = 1MHz, VBW = 3 MHz, Sweep: Auto.
3. Average measurements: RBW = 1MHz, VBW = 10 Hz, Sweep: Auto.
4. Measurement Level = Reading Level + Correct Factor.
5. Correct Factor = Antenna factor + Cable loss – Amplifier gain.
6. The average measurement was not performed when the peak measured data under the limit of average detection.
7. The emission levels of other frequencies are very lower than the limit and not show in test report.

Product : Intel® Dual Band Wireless-AC 8260
Test Item : Harmonic Radiated Emission Data
Test Site : No.3 OATS
Test Mode : Mode 2 SISO B: Transmit (802.11n-40BW 15Mbps) (5310MHz)

Frequency	Correct	Reading	Measurement	Margin	Limit
MHz	Factor	Level	Level		
	dB	dB μ V	dB μ V/m	dB	dB μ V/m
Horizontal					
Peak Detector:					
10620.000	14.623	36.070	50.693	-23.307	74.000
15930.000	*	*	*	*	74.000
21240.000	*	*	*	*	74.000
26550.000	*	*	*	*	74.000
Average Detector:					
*	*	*	*	*	*
Vertical					
Peak Detector:					
10620.000	14.970	36.150	51.120	-22.880	74.000
15930.000	*	*	*	*	74.000
21240.000	*	*	*	*	74.000
26550.000	*	*	*	*	74.000
Average Detector:					
*	*	*	*	*	*

Note:

1. All Readings below 1GHz are Quasi-Peak, above 1GHz are performed with peak and/or average measurements as necessary.
2. Peak measurements: RBW = 1MHz, VBW = 3 MHz, Sweep: Auto.
3. Average measurements: RBW = 1MHz, VBW = 10 Hz, Sweep: Auto.
4. Measurement Level = Reading Level + Correct Factor.
5. Correct Factor = Antenna factor + Cable loss – Amplifier gain.
6. The average measurement was not performed when the peak measured data under the limit of average detection.
7. The emission levels of other frequencies are very lower than the limit and not show in test report.

Product : Intel® Dual Band Wireless-AC 8260
Test Item : Harmonic Radiated Emission Data
Test Site : No.3 OATS
Test Mode : Mode 2 SISO B: Transmit (802.11n-40BW 15Mbps) (5510MHz)

Frequency	Correct	Reading	Measurement	Margin	Limit
MHz	Factor	Level	Level		
	dB	dB μ V	dB μ V/m	dB	dB μ V/m
Horizontal					
Peak Detector:					
11020.000	16.474	35.670	52.143	-21.857	74.000
15930.000	*	*	*	*	74.000
21240.000	*	*	*	*	74.000
26550.000	*	*	*	*	74.000
Average Detector:					
*	*	*	*	*	*
Vertical					
Peak Detector:					
11020.000	17.224	36.040	53.264	-20.736	74.000
15930.000	*	*	*	*	74.000
21240.000	*	*	*	*	74.000
26550.000	*	*	*	*	74.000
Average Detector:					
*	*	*	*	*	*

Note:

1. All Readings below 1GHz are Quasi-Peak, above 1GHz are performed with peak and/or average measurements as necessary.
2. Peak measurements: RBW = 1MHz, VBW = 3 MHz, Sweep: Auto.
3. Average measurements: RBW = 1MHz, VBW = 10 Hz, Sweep: Auto.
4. Measurement Level = Reading Level + Correct Factor.
5. Correct Factor = Antenna factor + Cable loss – Amplifier gain.
6. The average measurement was not performed when the peak measured data under the limit of average detection.
7. The emission levels of other frequencies are very lower than the limit and not show in test report.

Product : Intel® Dual Band Wireless-AC 8260
Test Item : Harmonic Radiated Emission Data
Test Site : No.3 OATS
Test Mode : Mode 2 SISO B: Transmit (802.11n-40BW 15Mbps) (5550MHz)

Frequency	Correct	Reading	Measurement	Margin	Limit
MHz	Factor	Level	Level		
	dB	dB μ V	dB μ V/m	dB	dB μ V/m
Horizontal					
Peak Detector:					
11100.000	16.681	35.160	51.841	-22.159	74.000
16770.000	*	*	*	*	74.000
22360.000	*	*	*	*	74.000
27950.000	*	*	*	*	74.000
Average Detector:					
*	*	*	*	*	*
Vertical					
Peak Detector:					
11100.000	17.523	36.140	53.663	-20.337	74.000
16770.000	*	*	*	*	74.000
22360.000	*	*	*	*	74.000
27950.000	*	*	*	*	74.000
Average Detector:					
*	*	*	*	*	*

Note:

1. All Readings below 1GHz are Quasi-Peak, above 1GHz are performed with peak and/or average measurements as necessary.
2. Peak measurements: RBW = 1MHz, VBW = 3 MHz, Sweep: Auto.
3. Average measurements: RBW = 1MHz, VBW = 10 Hz, Sweep: Auto.
4. Measurement Level = Reading Level + Correct Factor.
5. Correct Factor = Antenna factor + Cable loss – Amplifier gain.
6. The average measurement was not performed when the peak measured data under the limit of average detection.
7. The emission levels of other frequencies are very lower than the limit and not show in test report.

Product : Intel® Dual Band Wireless-AC 8260
Test Item : Harmonic Radiated Emission Data
Test Site : No.3 OATS
Test Mode : Mode 2 SISO B: Transmit (802.11n-40BW 15Mbps) (5670MHz)

Frequency	Correct	Reading	Measurement	Margin	Limit
MHz	Factor	Level	Level		
	dB	dB μ V	dB μ V/m	dB	dB μ V/m
Horizontal					
Peak Detector:					
11340.000	16.408	35.880	52.287	-21.713	74.000
17010.000	*	*	*	*	74.000
22680.000	*	*	*	*	74.000
28350.000	*	*	*	*	74.000
Average Detector:					
*	*	*	*	*	*
Vertical					
Peak Detector:					
11340.000	17.167	36.290	53.457	-20.543	74.000
17010.000	*	*	*	*	74.000
22680.000	*	*	*	*	74.000
28350.000	*	*	*	*	74.000
Average Detector:					
*	*	*	*	*	*

Note:

1. All Readings below 1GHz are Quasi-Peak, above 1GHz are performed with peak and/or average measurements as necessary.
2. Peak measurements: RBW = 1MHz, VBW = 3 MHz, Sweep: Auto.
3. Average measurements: RBW = 1MHz, VBW = 10 Hz, Sweep: Auto.
4. Measurement Level = Reading Level + Correct Factor.
5. Correct Factor = Antenna factor + Cable loss – Amplifier gain.
6. The average measurement was not performed when the peak measured data under the limit of average detection.
7. The emission levels of other frequencies are very lower than the limit and not show in test report.

Product : Intel® Dual Band Wireless-AC 8260
Test Item : Harmonic Radiated Emission Data
Test Site : No.3 OATS
Test Mode : Mode 2 SISO B: Transmit (802.11ac-20BW-7.2Mbps) (5720MHz)

Frequency	Correct	Reading	Measurement	Margin	Limit
MHz	Factor	Level	Level		
	dB	dBuV	dBuV/m	dB	dBuV/m
Horizontal					
Peak Detector:					
11440.000	16.779	36.150	52.929	-21.071	74.000
11550.000	*	*	*	*	74.000
17325.000	*	*	*	*	74.000
20720.000	*	*	*	*	74.000
25900.000	*	*	*	*	74.000
31080.000	*	*	*	*	74.000
36260.000	*	*	*	*	74.000
Average					
Detector:					
*	*	*	*	*	*
Vertical					
Peak Detector:					
11440.000	17.519	36.280	53.799	-20.201	74.000
11550.000	*	*	*	*	74.000
17325.000	*	*	*	*	74.000
20720.000	*	*	*	*	74.000
25900.000	*	*	*	*	74.000
31080.000	*	*	*	*	74.000
36260.000	*	*	*	*	74.000
Average					
Detector:					
*	*	*	*	*	*

Note:

1. All Readings below 1GHz are Quasi-Peak, above 1GHz are performed with peak and/or average measurements as necessary.
2. Peak measurements: RBW = 1MHz, VBW = 3 MHz, Sweep: Auto.
3. Average measurements: RBW = 1MHz, VBW = 10 Hz, Sweep: Auto.
4. Measurement Level = Reading Level + Correct Factor.
5. Correct Factor = Antenna factor + Cable loss – Amplifier gain.
6. The average measurement was not performed when the peak measured data under the limit of average detection.
7. The emission levels of other frequencies are very lower than the limit and not show in test report.

Product : Intel® Dual Band Wireless-AC 8260
Test Item : Harmonic Radiated Emission Data
Test Site : No.3 OATS
Test Mode : Mode 2 SISO B: Transmit (802.11ac-40BW-15Mbps) (5710MHz)

Frequency	Correct	Reading	Measurement	Margin	Limit
MHz	Factor	Level	Level		
	dB	dBuV	dBuV/m	dB	dBuV/m
Horizontal					
Peak Detector:					
11420.000	16.648	36.310	52.957	-21.043	74.000
11550.000	*	*	*	*	74.000
17325.000	*	*	*	*	74.000
20720.000	*	*	*	*	74.000
25900.000	*	*	*	*	74.000
31080.000	*	*	*	*	74.000
36260.000	*	*	*	*	74.000
Average					
Detector:					
*	*	*	*	*	*
Vertical					
Peak Detector:					
11420.000	17.311	36.350	53.660	-20.340	74.000
11550.000	*	*	*	*	74.000
17325.000	*	*	*	*	74.000
20720.000	*	*	*	*	74.000
25900.000	*	*	*	*	74.000
31080.000	*	*	*	*	74.000
36260.000	*	*	*	*	74.000
Average					
Detector:					
*	*	*	*	*	*

Note:

1. All Readings below 1GHz are Quasi-Peak, above 1GHz are performed with peak and/or average measurements as necessary.
2. Peak measurements: RBW = 1MHz, VBW = 3 MHz, Sweep: Auto.
3. Average measurements: RBW = 1MHz, VBW = 10 Hz, Sweep: Auto.
4. Measurement Level = Reading Level + Correct Factor.
5. Correct Factor = Antenna factor + Cable loss – Amplifier gain.
6. The average measurement was not performed when the peak measured data under the limit of average detection.
7. The emission levels of other frequencies are very lower than the limit and not show in test report.

Product : Intel® Dual Band Wireless-AC 8260
Test Item : Harmonic Radiated Emission Data
Test Site : No.3 OATS
Test Mode : Mode 2 SISO B: Transmit (802.11ac-80BW-32.5Mbps) (5210MHz)

Frequency	Correct	Reading	Measurement	Margin	Limit
MHz	Factor	Level	Level		
	dB	dBuV	dBuV/m	dB	dBuV/m
Horizontal					
Peak Detector:					
10420.000	13.135	36.540	49.675	-24.325	74.000
11550.000	*	*	*	*	74.000
17325.000	*	*	*	*	74.000
20720.000	*	*	*	*	74.000
25900.000	*	*	*	*	74.000
31080.000	*	*	*	*	74.000
36260.000	*	*	*	*	74.000
Average					
Detector:					
*	*	*	*	*	*
Vertical					
Peak Detector:					
10420.000	14.057	36.420	50.477	-23.523	74.000
11550.000	*	*	*	*	74.000
17325.000	*	*	*	*	74.000
20720.000	*	*	*	*	74.000
25900.000	*	*	*	*	74.000
31080.000	*	*	*	*	74.000
36260.000	*	*	*	*	74.000
Average					
Detector:					
*	*	*	*	*	*

Note:

1. All Readings below 1GHz are Quasi-Peak, above 1GHz are performed with peak and/or average measurements as necessary.
2. Peak measurements: RBW = 1MHz, VBW = 3 MHz, Sweep: Auto.
3. Average measurements: RBW = 1MHz, VBW = 10 Hz, Sweep: Auto.
4. Measurement Level = Reading Level + Correct Factor.
5. Correct Factor = Antenna factor + Cable loss –Amplifier gain.
6. The average measurement was not performed when the peak measured data under the limit of average detection.
7. The emission levels of other frequencies are very lower than the limit and not show in test report.

Product : Intel® Dual Band Wireless-AC 8260
Test Item : Harmonic Radiated Emission Data
Test Site : No.3 OATS
Test Mode : Mode 2 SISO B: Transmit (802.11ac-80BW-32.5Mbps) (5290MHz)

Frequency	Correct	Reading	Measurement	Margin	Limit
MHz	Factor	Level	Level		
	dB	dBuV	dBuV/m	dB	dBuV/m
Horizontal					
Peak Detector:					
10580.000	14.423	36.420	50.843	-23.157	74.000
11550.000	*	*	*	*	74.000
17325.000	*	*	*	*	74.000
20720.000	*	*	*	*	74.000
25900.000	*	*	*	*	74.000
31080.000	*	*	*	*	74.000
36260.000	*	*	*	*	74.000
Average					
Detector:					
*	*	*	*	*	*
Vertical					
Peak Detector:					
10580.000	14.849	36.590	51.439	-22.561	74.000
11550.000	*	*	*	*	74.000
17325.000	*	*	*	*	74.000
20720.000	*	*	*	*	74.000
25900.000	*	*	*	*	74.000
31080.000	*	*	*	*	74.000
36260.000	*	*	*	*	74.000
Average					
Detector:					
*	*	*	*	*	*

Note:

1. All Readings below 1GHz are Quasi-Peak, above 1GHz are performed with peak and/or average measurements as necessary.
2. Peak measurements: RBW = 1MHz, VBW = 3 MHz, Sweep: Auto.
3. Average measurements: RBW = 1MHz, VBW = 10 Hz, Sweep: Auto.
4. Measurement Level = Reading Level + Correct Factor.
5. Correct Factor = Antenna factor + Cable loss – Amplifier gain.
6. The average measurement was not performed when the peak measured data under the limit of average detection.
7. The emission levels of other frequencies are very lower than the limit and not show in test report.

Product : Intel® Dual Band Wireless-AC 8260
Test Item : Harmonic Radiated Emission Data
Test Site : No.3 OATS
Test Mode : Mode 2 SISO B: Transmit (802.11ac-80BW-32.5Mbps) (5530MHz)

Frequency	Correct	Reading	Measurement	Margin	Limit
MHz	Factor	Level	Level		
	dB	dBuV	dBuV/m	dB	dBuV/m
Horizontal					
Peak Detector:					
11060.000	16.580	36.420	53.000	-21.000	74.000
11550.000	*	*	*	*	74.000
17325.000	*	*	*	*	74.000
20720.000	*	*	*	*	74.000
25900.000	*	*	*	*	74.000
31080.000	*	*	*	*	74.000
36260.000	*	*	*	*	74.000
Average					
Detector:					
*	*	*	*	*	*
Vertical					
Peak Detector:					
11060.000	17.375	36.280	53.655	-20.345	74.000
11550.000	*	*	*	*	74.000
17325.000	*	*	*	*	74.000
20720.000	*	*	*	*	74.000
25900.000	*	*	*	*	74.000
31080.000	*	*	*	*	74.000
36260.000	*	*	*	*	74.000
Average					
Detector:					
*	*	*	*	*	*

Note:

1. All Readings below 1GHz are Quasi-Peak, above 1GHz are performed with peak and/or average measurements as necessary.
2. Peak measurements: RBW = 1MHz, VBW = 3 MHz, Sweep: Auto.
3. Average measurements: RBW = 1MHz, VBW = 10 Hz, Sweep: Auto.
4. Measurement Level = Reading Level + Correct Factor.
5. Correct Factor = Antenna factor + Cable loss – Amplifier gain.
6. The average measurement was not performed when the peak measured data under the limit of average detection.
7. The emission levels of other frequencies are very lower than the limit and not show in test report.

Product : Intel® Dual Band Wireless-AC 8260
Test Item : Harmonic Radiated Emission Data
Test Site : No.3 OATS
Test Mode : Mode 2 SISO B: Transmit (802.11ac-80BW-32.5Mbps) (5610MHz)

Frequency	Correct	Reading	Measurement	Margin	Limit
MHz	Factor	Level	Level		
	dB	dBuV	dBuV/m	dB	dBuV/m
Horizontal					
Peak Detector:					
11220.000	16.589	36.410	53.000	-21.000	74.000
11550.000	*	*	*	*	74.000
17325.000	*	*	*	*	74.000
20720.000	*	*	*	*	74.000
25900.000	*	*	*	*	74.000
31080.000	*	*	*	*	74.000
36260.000	*	*	*	*	74.000
Average					
Detector:					
*	*	*	*	*	*
Vertical					
Peak Detector:					
11220.000	17.620	35.490	53.110	-19.890	74.000
11550.000	*	*	*	*	74.000
17325.000	*	*	*	*	74.000
20720.000	*	*	*	*	74.000
25900.000	*	*	*	*	74.000
31080.000	*	*	*	*	74.000
36260.000	*	*	*	*	74.000
Average					
Detector:					
*	*	*	*	*	*

Note:

1. All Readings below 1GHz are Quasi-Peak, above 1GHz are performed with peak and/or average measurements as necessary.
2. Peak measurements: RBW = 1MHz, VBW = 3 MHz, Sweep: Auto.
3. Average measurements: RBW = 1MHz, VBW = 10 Hz, Sweep: Auto.
4. Measurement Level = Reading Level + Correct Factor.
5. Correct Factor = Antenna factor + Cable loss – Amplifier gain.
6. The average measurement was not performed when the peak measured data under the limit of average detection.
7. The emission levels of other frequencies are very lower than the limit and not show in test report.

Product : Intel® Dual Band Wireless-AC 8260
Test Item : Harmonic Radiated Emission Data
Test Site : No.3 OATS
Test Mode : Mode 2 SISO B: Transmit (802.11ac-80BW-32.5Mbps) (5690MHz)

Frequency MHz	Correct Factor dB	Reading Level dBuV	Measurement Level dBuV/m	Margin dB	Limit dBuV/m
Horizontal					
Peak Detector:					
11380.000	16.480	36.420	52.901	-21.099	74.000
11550.000	*	*	*	*	74.000
17325.000	*	*	*	*	74.000
20720.000	*	*	*	*	74.000
25900.000	*	*	*	*	74.000
31080.000	*	*	*	*	74.000
36260.000	*	*	*	*	74.000
Average					
Detector:					
*	*	*	*	*	*
Vertical					
Peak Detector:					
11380.000	17.125	36.340	53.466	-20.534	74.000
11550.000	*	*	*	*	74.000
17325.000	*	*	*	*	74.000
20720.000	*	*	*	*	74.000
25900.000	*	*	*	*	74.000
31080.000	*	*	*	*	74.000
36260.000	*	*	*	*	74.000
Average					
Detector:					
*	*	*	*	*	*

Note:

1. All Readings below 1GHz are Quasi-Peak, above 1GHz are performed with peak and/or average measurements as necessary.
2. Peak measurements: RBW = 1MHz, VBW = 3 MHz, Sweep: Auto.
3. Average measurements: RBW = 1MHz, VBW = 10 Hz, Sweep: Auto.
4. Measurement Level = Reading Level + Correct Factor.
5. Correct Factor = Antenna factor + Cable loss – Amplifier gain.
6. The average measurement was not performed when the peak measured data under the limit of average detection.
7. The emission levels of other frequencies are very lower than the limit and not show in test report.

Product : Intel® Dual Band Wireless-AC 8260
Test Item : Harmonic Radiated Emission Data
Test Site : No.3 OATS
Test Mode : Mode 3 MIMO: Transmit (802.11n-20BW 14.4Mbps) (5180MHz)

Frequency MHz	Correct Factor dB	Reading Level dBμV	Measurement Level dBμV/m	Margin dB	Limit dBμV/m
Horizontal					
Peak Detector:					
10360.000	12.930	35.740	48.670	-25.330	74.000
15540.000	*	*	*	*	74.000
20720.000	*	*	*	*	74.000
25900.000	*	*	*	*	74.000
Average Detector:					
*	*	*	*	*	*
Vertical					
Peak Detector:					
10360.000	13.724	36.190	49.914	-24.086	74.000
15540.000	*	*	*	*	74.000
20720.000	*	*	*	*	74.000
25900.000	*	*	*	*	74.000
Average Detector:					
*	*	*	*	*	*

Note:

1. All Readings below 1GHz are Quasi-Peak, above 1GHz are performed with peak and/or average measurements as necessary.
2. Peak measurements: RBW = 1MHz, VBW = 3 MHz, Sweep: Auto.
3. Average measurements: RBW = 1MHz, VBW = 10 Hz, Sweep: Auto.
4. Measurement Level = Reading Level + Correct Factor.
5. Correct Factor = Antenna factor + Cable loss – Amplifier gain.
6. The average measurement was not performed when the peak measured data under the limit of average detection.
7. The emission levels of other frequencies are very lower than the limit and not show in test report.

Product : Intel® Dual Band Wireless-AC 8260
Test Item : Harmonic Radiated Emission Data
Test Site : No.3 OATS
Test Mode : Mode 3 MIMO: Transmit (802.11n-20BW 14.4Mbps) (5220MHz)

Frequency	Correct	Reading	Measurement	Margin	Limit
MHz	Factor	Level	Level		
	dB	dB μ V	dB μ V/m	dB	dB μ V/m
Horizontal					
Peak Detector:					
10440.000	13.322	36.310	49.632	-24.368	74.000
15660.000	*	*	*	*	74.000
20880.000	*	*	*	*	74.000
26100.000	*	*	*	*	74.000
Average					
Detector:					
*	*	*	*	*	*
Vertical					
Peak Detector:					
10440.000	14.245	36.740	50.985	-23.015	74.000
15660.000	*	*	*	*	74.000
20880.000	*	*	*	*	74.000
26100.000	*	*	*	*	74.000
Average					
Detector:					
*	*	*	*	*	*

Note:

1. All Readings below 1GHz are Quasi-Peak, above 1GHz are performed with peak and/or average measurements as necessary.
2. Peak measurements: RBW = 1MHz, VBW = 3 MHz, Sweep: Auto.
3. Average measurements: RBW = 1MHz, VBW = 10 Hz, Sweep: Auto.
4. Measurement Level = Reading Level + Correct Factor.
5. Correct Factor = Antenna factor + Cable loss – Amplifier gain.
6. The average measurement was not performed when the peak measured data under the limit of average detection.
7. The emission levels of other frequencies are very lower than the limit and not show in test report.

Product : Intel® Dual Band Wireless-AC 8260
Test Item : Harmonic Radiated Emission Data
Test Site : No.3 OATS
Test Mode : Mode 3 MIMO: Transmit (802.11n-20BW 14.4Mbps) (5240MHz)

Frequency	Correct	Reading	Measurement	Margin	Limit
MHz	Factor	Level	Level		
	dB	dB μ V	dB μ V/m	dB	dB μ V/m
Horizontal					
Peak Detector:					
10480.000	13.693	36.170	49.864	-24.136	74.000
15720.000	*	*	*	*	74.000
20960.000	*	*	*	*	74.000
26200.000	*	*	*	*	74.000
Average					
Detector:					
*	*	*	*	*	*
Vertical					
Peak Detector:					
10480.000	14.620	36.530	51.151	-22.849	74.000
15720.000	*	*	*	*	74.000
20960.000	*	*	*	*	74.000
26200.000	*	*	*	*	74.000
Average					
Detector:					
*	*	*	*	*	*

Note:

1. All Readings below 1GHz are Quasi-Peak, above 1GHz are performed with peak and/or average measurements as necessary.
2. Peak measurements: RBW = 1MHz, VBW = 3 MHz, Sweep: Auto.
3. Average measurements: RBW = 1MHz, VBW = 10 Hz, Sweep: Auto.
4. Measurement Level = Reading Level + Correct Factor.
5. Correct Factor = Antenna factor + Cable loss – Amplifier gain.
6. The average measurement was not performed when the peak measured data under the limit of average detection.
7. The emission levels of other frequencies are very lower than the limit and not show in test report.

Product : Intel® Dual Band Wireless-AC 8260
Test Item : Harmonic Radiated Emission Data
Test Site : No.3 OATS
Test Mode : Mode 3 MIMO: Transmit (802.11n-20BW 14.4Mbps) (5260MHz)

Frequency MHz	Correct Factor dB	Reading Level dB μ V	Measurement Level dB μ V/m	Margin dB	Limit dB μ V/m
Horizontal					
Peak Detector:					
10520.000	14.015	35.870	49.885	-24.115	74.000
15780.000	*	*	*	*	74.000
21040.000	*	*	*	*	74.000
26300.000	*	*	*	*	74.000
Average Detector:					
*	*	*	*	*	*
Vertical					
Peak Detector:					
10520.000	14.818	36.170	50.988	-23.012	74.000
15780.000	*	*	*	*	74.000
21040.000	*	*	*	*	74.000
26300.000	*	*	*	*	74.000
Average Detector:					
*	*	*	*	*	*

Note:

1. All Readings below 1GHz are Quasi-Peak, above 1GHz are performed with peak and/or average measurements as necessary.
2. Peak measurements: RBW = 1MHz, VBW = 3 MHz, Sweep: Auto.
3. Average measurements: RBW = 1MHz, VBW = 10 Hz, Sweep: Auto.
4. Measurement Level = Reading Level + Correct Factor.
5. Correct Factor = Antenna factor + Cable loss – Amplifier gain.
6. The average measurement was not performed when the peak measured data under the limit of average detection.
7. The emission levels of other frequencies are very lower than the limit and not show in test report.

Product : Intel® Dual Band Wireless-AC 8260
Test Item : Harmonic Radiated Emission Data
Test Site : No.3 OATS
Test Mode : Mode 3 MIMO: Transmit (802.11n-20BW 14.4Mbps) (5300MHz)

Frequency	Correct	Reading	Measurement	Margin	Limit
MHz	Factor	Level	Level		
	dB	dB μ V	dB μ V/m	dB	dB μ V/m
Horizontal					
Peak Detector:					
10600.000	14.550	35.470	50.019	-23.981	74.000
15900.000	*	*	*	*	74.000
21200.000	*	*	*	*	74.000
26500.000	*	*	*	*	74.000
Average Detector:					
*	*	*	*	*	*
Vertical					
Peak Detector:					
10600.000	14.881	35.950	50.831	-23.169	74.000
15900.000	*	*	*	*	74.000
21200.000	*	*	*	*	74.000
26500.000	*	*	*	*	74.000
Average Detector:					
*	*	*	*	*	*

Note:

1. All Readings below 1GHz are Quasi-Peak, above 1GHz are performed with peak and/or average measurements as necessary.
2. Peak measurements: RBW = 1MHz, VBW = 3 MHz, Sweep: Auto.
3. Average measurements: RBW = 1MHz, VBW = 10 Hz, Sweep: Auto.
4. Measurement Level = Reading Level + Correct Factor.
5. Correct Factor = Antenna factor + Cable loss – Amplifier gain.
6. The average measurement was not performed when the peak measured data under the limit of average detection.
7. The emission levels of other frequencies are very lower than the limit and not show in test report.

Product : Intel® Dual Band Wireless-AC 8260
Test Item : Harmonic Radiated Emission Data
Test Site : No.3 OATS
Test Mode : Mode 3 MIMO: Transmit (802.11n-20BW 14.4Mbps) (5320MHz)

Frequency	Correct	Reading	Measurement	Margin	Limit
MHz	Factor	Level	Level		
	dB	dB μ V	dB μ V/m	dB	dB μ V/m
Horizontal					
Peak Detector:					
10640.000	14.690	36.510	51.200	-22.800	74.000
15960.000	*	*	*	*	74.000
21280.000	*	*	*	*	74.000
26600.000	*	*	*	*	74.000
Average Detector:					
*	*	*	*	*	*
Vertical					
Peak Detector:					
10640.000	15.083	36.750	51.833	-22.167	74.000
15960.000	*	*	*	*	74.000
21280.000	*	*	*	*	74.000
26600.000	*	*	*	*	74.000
Average Detector:					
*	*	*	*	*	*

Note:

1. All Readings below 1GHz are Quasi-Peak, above 1GHz are performed with peak and/or average measurements as necessary.
2. Peak measurements: RBW = 1MHz, VBW = 3 MHz, Sweep: Auto.
3. Average measurements: RBW = 1MHz, VBW = 10 Hz, Sweep: Auto.
4. Measurement Level = Reading Level + Correct Factor.
5. Correct Factor = Antenna factor + Cable loss – Amplifier gain.
6. The average measurement was not performed when the peak measured data under the limit of average detection.
7. The emission levels of other frequencies are very lower than the limit and not show in test report.

Product : Intel® Dual Band Wireless-AC 8260
Test Item : Harmonic Radiated Emission Data
Test Site : No.3 OATS
Test Mode : Mode 3 MIMO: Transmit (802.11n-20BW 14.4Mbps) (5500MHz)

Frequency	Correct	Reading	Measurement	Margin	Limit
MHz	Factor	Level	Level		
	dB	dB μ V	dB μ V/m	dB	dB μ V/m
Horizontal					
Peak Detector:					
11000.000	16.399	35.850	52.249	-21.751	74.000
16500.000	*	*	*	*	74.000
22000.000	*	*	*	*	74.000
27500.000	*	*	*	*	74.000
Average Detector:					
*	*	*	*	*	*
Vertical					
Peak Detector:					
11000.000	17.132	36.010	53.142	-20.858	74.000
16500.000	*	*	*	*	74.000
22000.000	*	*	*	*	74.000
27500.000	*	*	*	*	74.000
Average Detector:					
*	*	*	*	*	*

Note:

1. All Readings below 1GHz are Quasi-Peak, above 1GHz are performed with peak and/or average measurements as necessary.
2. Peak measurements: RBW = 1MHz, VBW = 3 MHz, Sweep: Auto.
3. Average measurements: RBW = 1MHz, VBW = 10 Hz, Sweep: Auto.
4. Measurement Level = Reading Level + Correct Factor.
5. Correct Factor = Antenna factor + Cable loss – Amplifier gain.
6. The average measurement was not performed when the peak measured data under the limit of average detection.
7. The emission levels of other frequencies are very lower than the limit and not show in test report.

Product : Intel® Dual Band Wireless-AC 8260
Test Item : Harmonic Radiated Emission Data
Test Site : No.3 OATS
Test Mode : Mode 3 MIMO: Transmit (802.11n-20BW 14.4Mbps) (5800MHz)

Frequency	Correct	Reading	Measurement	Margin	Limit
MHz	Factor	Level	Level		
	dB	dB μ V	dB μ V/m	dB	dB μ V/m
Horizontal					
Peak Detector:					
11160.000	16.656	34.660	51.316	-22.684	74.000
16740.000	*	*	*	*	74.000
22320.000	*	*	*	*	74.000
27900.000	*	*	*	*	74.000
Average Detector:					
*	*	*	*	*	*
Vertical					
Peak Detector:					
11160.000	17.726	36.030	53.756	-20.244	74.000
16740.000	*	*	*	*	74.000
22320.000	*	*	*	*	74.000
27900.000	*	*	*	*	74.000
Average Detector:					
*	*	*	*	*	*

Note:

1. All Readings below 1GHz are Quasi-Peak, above 1GHz are performed with peak and/or average measurements as necessary.
2. Peak measurements: RBW = 1MHz, VBW = 3 MHz, Sweep: Auto.
3. Average measurements: RBW = 1MHz, VBW = 10 Hz, Sweep: Auto.
4. Measurement Level = Reading Level + Correct Factor.
5. Correct Factor = Antenna factor + Cable loss – Amplifier gain.
6. The average measurement was not performed when the peak measured data under the limit of average detection.
7. The emission levels of other frequencies are very lower than the limit and not show in test report.

Product : Intel® Dual Band Wireless-AC 8260
Test Item : Harmonic Radiated Emission Data
Test Site : No.3 OATS
Test Mode : Mode 3 MIMO: Transmit (802.11n-20BW 14.4Mbps) (5700MHz)

Frequency	Correct	Reading	Measurement	Margin	Limit
MHz	Factor	Level	Level		
	dB	dB μ V	dB μ V/m	dB	dB μ V/m
Horizontal					
Peak Detector:					
11400.000	16.530	34.830	51.361	-22.639	74.000
17100.000	*	*	*	*	74.000
22800.000	*	*	*	*	74.000
28500.000	*	*	*	*	74.000
Average Detector:					
*	*	*	*	*	*
Vertical					
Peak Detector:					
11400.000	17.138	36.830	53.968	-20.032	74.000
17100.000	*	*	*	*	74.000
22800.000	*	*	*	*	74.000
28500.000	*	*	*	*	74.000
Average Detector:					
*	*	*	*	*	*

Note:

1. All Readings below 1GHz are Quasi-Peak, above 1GHz are performed with peak and/or average measurements as necessary.
2. Peak measurements: RBW = 1MHz, VBW = 3 MHz, Sweep: Auto.
3. Average measurements: RBW = 1MHz, VBW = 10 Hz, Sweep: Auto.
4. Measurement Level = Reading Level + Correct Factor.
5. Correct Factor = Antenna factor + Cable loss – Amplifier gain.
6. The average measurement was not performed when the peak measured data under the limit of average detection.
7. The emission levels of other frequencies are very lower than the limit and not show in test report.

Product : Intel® Dual Band Wireless-AC 8260
Test Item : Harmonic Radiated Emission Data
Test Site : No.3 OATS
Test Mode : Mode 3 MIMO: Transmit (802.11n-40BW 30Mbps) (5190MHz)

Frequency MHz	Correct Factor dB	Reading Level dBμV	Measurement Level dBμV/m	Margin dB	Limit dBμV/m
Horizontal					
Peak Detector:					
10380.000	12.939	35.840	48.779	-25.221	74.000
15570.000	*	*	*	*	74.000
20760.000	*	*	*	*	74.000
25950.000	*	*	*	*	74.000
Average Detector:					
*	*	*	*	*	*
Vertical					
Peak Detector:					
10380.000	13.796	36.710	50.506	-23.494	74.000
15570.000	*	*	*	*	74.000
20760.000	*	*	*	*	74.000
25950.000	*	*	*	*	74.000
Average Detector:					
*	*	*	*	*	*

Note:

1. All Readings below 1GHz are Quasi-Peak, above 1GHz are performed with peak and/or average measurements as necessary.
2. Peak measurements: RBW = 1MHz, VBW = 3 MHz, Sweep: Auto.
3. Average measurements: RBW = 1MHz, VBW = 10 Hz, Sweep: Auto.
4. Measurement Level = Reading Level + Correct Factor.
5. Correct Factor = Antenna factor + Cable loss – Amplifier gain.
6. The average measurement was not performed when the peak measured data under the limit of average detection.
7. The emission levels of other frequencies are very lower than the limit and not show in test report.

Product : Intel® Dual Band Wireless-AC 8260
Test Item : Harmonic Radiated Emission Data
Test Site : No.3 OATS
Test Mode : Mode 3 MIMO: Transmit (802.11n-40BW 30Mbps) (5230MHz)

Frequency	Correct	Reading	Measurement	Margin	Limit
MHz	Factor	Level	Level		
	dB	dB μ V	dB μ V/m	dB	dB μ V/m
Horizontal					
Peak Detector:					
10460.000	13.508	36.270	49.778	-24.222	74.000
15690.000	*	*	*	*	74.000
20920.000	*	*	*	*	74.000
26150.000	*	*	*	*	74.000
Average Detector:					
*	*	*	*	*	*
Vertical					
Peak Detector:					
10460.000	14.433	36.740	51.173	-22.827	74.000
15690.000	*	*	*	*	74.000
20920.000	*	*	*	*	74.000
26150.000	*	*	*	*	74.000
Average Detector:					
*	*	*	*	*	*

Note:

1. All Readings below 1GHz are Quasi-Peak, above 1GHz are performed with peak and/or average measurements as necessary.
2. Peak measurements: RBW = 1MHz, VBW = 3 MHz, Sweep: Auto.
3. Average measurements: RBW = 1MHz, VBW = 10 Hz, Sweep: Auto.
4. Measurement Level = Reading Level + Correct Factor.
5. Correct Factor = Antenna factor + Cable loss – Amplifier gain.
6. The average measurement was not performed when the peak measured data under the limit of average detection.
7. The emission levels of other frequencies are very lower than the limit and not show in test report.

Product : Intel® Dual Band Wireless-AC 8260
Test Item : Harmonic Radiated Emission Data
Test Site : No.3 OATS
Test Mode : Mode 3 MIMO: Transmit (802.11n-40BW 30Mbps) (5270MHz)

Frequency	Correct	Reading	Measurement	Margin	Limit
MHz	Factor	Level	Level		
	dB	dB μ V	dB μ V/m	dB	dB μ V/m
Horizontal					
Peak Detector:					
10540.000	14.151	35.880	50.030	-23.970	74.000
15810.000	*	*	*	*	74.000
21080.000	*	*	*	*	74.000
26350.000	*	*	*	*	74.000
Average Detector:					
*	*	*	*	*	*
Vertical					
Peak Detector:					
10540.000	14.829	36.750	51.578	-22.422	74.000
15810.000	*	*	*	*	74.000
21080.000	*	*	*	*	74.000
26350.000	*	*	*	*	74.000
Average Detector:					
*	*	*	*	*	*

Note:

1. All Readings below 1GHz are Quasi-Peak, above 1GHz are performed with peak and/or average measurements as necessary.
2. Peak measurements: RBW = 1MHz, VBW = 3 MHz, Sweep: Auto.
3. Average measurements: RBW = 1MHz, VBW = 10 Hz, Sweep: Auto.
4. Measurement Level = Reading Level + Correct Factor.
5. Correct Factor = Antenna factor + Cable loss – Amplifier gain.
6. The average measurement was not performed when the peak measured data under the limit of average detection.
7. The emission levels of other frequencies are very lower than the limit and not show in test report.

Product : Intel® Dual Band Wireless-AC 8260
Test Item : Harmonic Radiated Emission Data
Test Site : No.3 OATS
Test Mode : Mode 3 MIMO: Transmit (802.11n-40BW 30Mbps) (5310MHz)

Frequency MHz	Correct Factor dB	Reading Level dB μ V	Measurement Level dB μ V/m	Margin dB	Limit dB μ V/m
Horizontal					
Peak Detector:					
10620.000	14.623	36.040	50.663	-23.337	74.000
15930.000	*	*	*	*	74.000
21240.000	*	*	*	*	74.000
26550.000	*	*	*	*	74.000
Average Detector:					
*	*	*	*	*	*
Vertical					
Peak Detector:					
10620.000	14.970	36.150	51.120	-22.880	74.000
15930.000	*	*	*	*	74.000
21240.000	*	*	*	*	74.000
26550.000	*	*	*	*	74.000
Average Detector:					
*	*	*	*	*	*

Note:

1. All Readings below 1GHz are Quasi-Peak, above 1GHz are performed with peak and/or average measurements as necessary.
2. Peak measurements: RBW = 1MHz, VBW = 3 MHz, Sweep: Auto.
3. Average measurements: RBW = 1MHz, VBW = 10 Hz, Sweep: Auto.
4. Measurement Level = Reading Level + Correct Factor.
5. Correct Factor = Antenna factor + Cable loss – Amplifier gain.
6. The average measurement was not performed when the peak measured data under the limit of average detection.
7. The emission levels of other frequencies are very lower than the limit and not show in test report.

Product : Intel® Dual Band Wireless-AC 8260
Test Item : Harmonic Radiated Emission Data
Test Site : No.3 OATS
Test Mode : Mode 3 MIMO: Transmit (802.11n-40BW 30Mbps) (5510MHz)

Frequency MHz	Correct Factor dB	Reading Level dB μ V	Measurement Level dB μ V/m	Margin dB	Limit dB μ V/m
Horizontal					
Peak Detector:					
11020.000	16.474	35.640	52.113	-21.887	74.000
15930.000	*	*	*	*	74.000
21240.000	*	*	*	*	74.000
26550.000	*	*	*	*	74.000
Average Detector:					
*	*	*	*	*	*
Vertical					
Peak Detector:					
11020.000	17.224	36.010	53.234	-20.766	74.000
15930.000	*	*	*	*	74.000
21240.000	*	*	*	*	74.000
26550.000	*	*	*	*	74.000
Average Detector:					
*	*	*	*	*	*

Note:

1. All Readings below 1GHz are Quasi-Peak, above 1GHz are performed with peak and/or average measurements as necessary.
2. Peak measurements: RBW = 1MHz, VBW = 3 MHz, Sweep: Auto.
3. Average measurements: RBW = 1MHz, VBW = 10 Hz, Sweep: Auto.
4. Measurement Level = Reading Level + Correct Factor.
5. Correct Factor = Antenna factor + Cable loss – Amplifier gain.
6. The average measurement was not performed when the peak measured data under the limit of average detection.
7. The emission levels of other frequencies are very lower than the limit and not show in test report.

Product : Intel® Dual Band Wireless-AC 8260
Test Item : Harmonic Radiated Emission Data
Test Site : No.3 OATS
Test Mode : Mode 3 MIMO: Transmit (802.11n-40BW 30Mbps) (5550MHz)

Frequency	Correct	Reading	Measurement	Margin	Limit
MHz	Factor	Level	Level		
	dB	dB μ V	dB μ V/m	dB	dB μ V/m
Horizontal					
Peak Detector:					
11100.000	16.681	35.160	51.841	-22.159	74.000
16770.000	*	*	*	*	74.000
22360.000	*	*	*	*	74.000
27950.000	*	*	*	*	74.000
Average Detector:					
*	*	*	*	*	*
Vertical					
Peak Detector:					
11100.000	17.523	36.090	53.613	-20.387	74.000
16770.000	*	*	*	*	74.000
22360.000	*	*	*	*	74.000
27950.000	*	*	*	*	74.000
Average Detector:					
*	*	*	*	*	*

Note:

1. All Readings below 1GHz are Quasi-Peak, above 1GHz are performed with peak and/or average measurements as necessary.
2. Peak measurements: RBW = 1MHz, VBW = 3 MHz, Sweep: Auto.
3. Average measurements: RBW = 1MHz, VBW = 10 Hz, Sweep: Auto.
4. Measurement Level = Reading Level + Correct Factor.
5. Correct Factor = Antenna factor + Cable loss – Amplifier gain.
6. The average measurement was not performed when the peak measured data under the limit of average detection.
7. The emission levels of other frequencies are very lower than the limit and not show in test report.

Product : Intel® Dual Band Wireless-AC 8260
Test Item : Harmonic Radiated Emission Data
Test Site : No.3 OATS
Test Mode : Mode 3 MIMO: Transmit (802.11n-40BW 30Mbps) (5670MHz)

Frequency	Correct	Reading	Measurement	Margin	Limit
MHz	Factor	Level	Level		
	dB	dB μ V	dB μ V/m	dB	dB μ V/m
Horizontal					
Peak Detector:					
11340.000	16.408	35.870	52.277	-21.723	74.000
17010.000	*	*	*	*	74.000
22680.000	*	*	*	*	74.000
28350.000	*	*	*	*	74.000
Average Detector:					
*	*	*	*	*	*
Vertical					
Peak Detector:					
11340.000	17.167	36.290	53.457	-20.543	74.000
17010.000	*	*	*	*	74.000
22680.000	*	*	*	*	74.000
28350.000	*	*	*	*	74.000
Average Detector:					
*	*	*	*	*	*

Note:

1. All Readings below 1GHz are Quasi-Peak, above 1GHz are performed with peak and/or average measurements as necessary.
2. Peak measurements: RBW = 1MHz, VBW = 3 MHz, Sweep: Auto.
3. Average measurements: RBW = 1MHz, VBW = 10 Hz, Sweep: Auto.
4. Measurement Level = Reading Level + Correct Factor.
5. Correct Factor = Antenna factor + Cable loss – Amplifier gain.
6. The average measurement was not performed when the peak measured data under the limit of average detection.
7. The emission levels of other frequencies are very lower than the limit and not show in test report.

Product : Intel® Dual Band Wireless-AC 8260
Test Item : Harmonic Radiated Emission Data
Test Site : No.3 OATS
Test Mode : Mode 3 MIMO: Transmit (802.11ac-20BW-14.4Mbps) (5720MHz)

Frequency MHz	Correct Factor dB	Reading Level dBuV	Measurement Level dBuV/m	Margin dB	Limit dBuV/m
Horizontal					
Peak Detector:					
11440.000	16.779	36.620	53.399	-20.601	74.000
11550.000	*	*	*	*	74.000
17325.000	*	*	*	*	74.000
20720.000	*	*	*	*	74.000
25900.000	*	*	*	*	74.000
31080.000	*	*	*	*	74.000
36260.000	*	*	*	*	74.000
Average					
Detector:					
*	*	*	*	*	*
Vertical					
Peak Detector:					
11440.000	17.519	35.620	53.139	-19.861	74.000
11550.000	*	*	*	*	74.000
17325.000	*	*	*	*	74.000
20720.000	*	*	*	*	74.000
25900.000	*	*	*	*	74.000
31080.000	*	*	*	*	74.000
36260.000	*	*	*	*	74.000
Average					
Detector:					
*	*	*	*	*	*

Note:

1. All Readings below 1GHz are Quasi-Peak, above 1GHz are performed with peak and/or average measurements as necessary.
2. Peak measurements: RBW = 1MHz, VBW = 3 MHz, Sweep: Auto.
3. Average measurements: RBW = 1MHz, VBW = 10 Hz, Sweep: Auto.
4. Measurement Level = Reading Level + Correct Factor.
5. Correct Factor = Antenna factor + Cable loss – Amplifier gain.
6. The average measurement was not performed when the peak measured data under the limit of average detection.
7. The emission levels of other frequencies are very lower than the limit and not show in test report.

Product : Intel® Dual Band Wireless-AC 8260
Test Item : Harmonic Radiated Emission Data
Test Site : No.3 OATS
Test Mode : Mode 3 MIMO: Transmit (802.11ac-40BW-30Mbps) (5710MHz)

Frequency	Correct	Reading	Measurement	Margin	Limit
MHz	Factor	Level	Level		
	dB	dBuV	dBuV/m	dB	dBuV/m
Horizontal					
Peak Detector:					
11420.000	16.648	36.510	53.157	-20.843	74.000
11550.000	*	*	*	*	74.000
17325.000	*	*	*	*	74.000
20720.000	*	*	*	*	74.000
25900.000	*	*	*	*	74.000
31080.000	*	*	*	*	74.000
36260.000	*	*	*	*	74.000
Average					
Detector:					
*	*	*	*	*	*
Vertical					
Peak Detector:					
11420.000	17.311	36.320	53.630	-20.370	74.000
11550.000	*	*	*	*	74.000
17325.000	*	*	*	*	74.000
20720.000	*	*	*	*	74.000
25900.000	*	*	*	*	74.000
31080.000	*	*	*	*	74.000
36260.000	*	*	*	*	74.000
Average					
Detector:					
*	*	*	*	*	*

Note:

1. All Readings below 1GHz are Quasi-Peak, above 1GHz are performed with peak and/or average measurements as necessary.
2. Peak measurements: RBW = 1MHz, VBW = 3 MHz, Sweep: Auto.
3. Average measurements: RBW = 1MHz, VBW = 10 Hz, Sweep: Auto.
4. Measurement Level = Reading Level + Correct Factor.
5. Correct Factor = Antenna factor + Cable loss –Amplifier gain.
6. The average measurement was not performed when the peak measured data under the limit of average detection.
7. The emission levels of other frequencies are very lower than the limit and not show in test report.

Product : Intel® Dual Band Wireless-AC 8260
Test Item : Harmonic Radiated Emission Data
Test Site : No.3 OATS
Test Mode : Mode 3 MIMO: Transmit (802.11ac-80BW-65Mbps) (5210MHz)

Frequency	Correct	Reading	Measurement	Margin	Limit
MHz	Factor	Level	Level		
	dB	dBuV	dBuV/m	dB	dBuV/m
Horizontal					
Peak Detector:					
10420.000	13.135	36.620	49.755	-24.245	74.000
11550.000	*	*	*	*	74.000
17325.000	*	*	*	*	74.000
20720.000	*	*	*	*	74.000
25900.000	*	*	*	*	74.000
31080.000	*	*	*	*	74.000
36260.000	*	*	*	*	74.000
Average					
Detector:					
*	*	*	*	*	*
Vertical					
Peak Detector:					
10420.000	14.057	36.410	50.467	-23.533	74.000
11550.000	*	*	*	*	74.000
17325.000	*	*	*	*	74.000
20720.000	*	*	*	*	74.000
25900.000	*	*	*	*	74.000
31080.000	*	*	*	*	74.000
36260.000	*	*	*	*	74.000
Average					
Detector:					
*	*	*	*	*	*

Note:

1. All Readings below 1GHz are Quasi-Peak, above 1GHz are performed with peak and/or average measurements as necessary.
2. Peak measurements: RBW = 1MHz, VBW = 3 MHz, Sweep: Auto.
3. Average measurements: RBW = 1MHz, VBW = 10 Hz, Sweep: Auto.
4. Measurement Level = Reading Level + Correct Factor.
5. Correct Factor = Antenna factor + Cable loss –Amplifier gain.
6. The average measurement was not performed when the peak measured data under the limit of average detection.
7. The emission levels of other frequencies are very lower than the limit and not show in test report.

Product : Intel® Dual Band Wireless-AC 8260
Test Item : Harmonic Radiated Emission Data
Test Site : No.3 OATS
Test Mode : Mode 3 MIMO: Transmit (802.11ac-80BW-65Mbps) (5290MHz)

Frequency MHz	Correct Factor dB	Reading Level dBuV	Measurement Level dBuV/m	Margin dB	Limit dBuV/m
Horizontal					
Peak Detector:					
10580.000	14.423	36.240	50.663	-23.337	74.000
11550.000	*	*	*	*	74.000
17325.000	*	*	*	*	74.000
20720.000	*	*	*	*	74.000
25900.000	*	*	*	*	74.000
31080.000	*	*	*	*	74.000
36260.000	*	*	*	*	74.000
Average					
Detector:					
*	*	*	*	*	*
Vertical					
Peak Detector:					
10580.000	14.849	36.640	51.489	-22.511	74.000
11550.000	*	*	*	*	74.000
17325.000	*	*	*	*	74.000
20720.000	*	*	*	*	74.000
25900.000	*	*	*	*	74.000
31080.000	*	*	*	*	74.000
36260.000	*	*	*	*	74.000
Average					
Detector:					
*	*	*	*	*	*

Note:

1. All Readings below 1GHz are Quasi-Peak, above 1GHz are performed with peak and/or average measurements as necessary.
2. Peak measurements: RBW = 1MHz, VBW = 3 MHz, Sweep: Auto.
3. Average measurements: RBW = 1MHz, VBW = 10 Hz, Sweep: Auto.
4. Measurement Level = Reading Level + Correct Factor.
5. Correct Factor = Antenna factor + Cable loss – Amplifier gain.
6. The average measurement was not performed when the peak measured data under the limit of average detection.
7. The emission levels of other frequencies are very lower than the limit and not show in test report.

Product : Intel® Dual Band Wireless-AC 8260
Test Item : Harmonic Radiated Emission Data
Test Site : No.3 OATS
Test Mode : Mode 3 MIMO: Transmit (802.11ac-80BW-65Mbps) (5530MHz)

Frequency MHz	Correct Factor dB	Reading Level dBuV	Measurement Level dBuV/m	Margin dB	Limit dBuV/m
Horizontal					
Peak Detector:					
11060.000	16.580	36.350	52.930	-21.070	74.000
11550.000	*	*	*	*	74.000
17325.000	*	*	*	*	74.000
20720.000	*	*	*	*	74.000
25900.000	*	*	*	*	74.000
31080.000	*	*	*	*	74.000
36260.000	*	*	*	*	74.000
Average					
Detector:					
*	*	*	*	*	*
Vertical					
Peak Detector:					
11060.000	17.375	36.510	53.885	-20.115	74.000
11550.000	*	*	*	*	74.000
17325.000	*	*	*	*	74.000
20720.000	*	*	*	*	74.000
25900.000	*	*	*	*	74.000
31080.000	*	*	*	*	74.000
36260.000	*	*	*	*	74.000
Average					
Detector:					
*	*	*	*	*	*

Note:

1. All Readings below 1GHz are Quasi-Peak, above 1GHz are performed with peak and/or average measurements as necessary.
2. Peak measurements: RBW = 1MHz, VBW = 3 MHz, Sweep: Auto.
3. Average measurements: RBW = 1MHz, VBW = 10 Hz, Sweep: Auto.
4. Measurement Level = Reading Level + Correct Factor.
5. Correct Factor = Antenna factor + Cable loss – Amplifier gain.
6. The average measurement was not performed when the peak measured data under the limit of average detection.
7. The emission levels of other frequencies are very lower than the limit and not show in test report.

Product : Intel® Dual Band Wireless-AC 8260
Test Item : Harmonic Radiated Emission Data
Test Site : No.3 OATS
Test Mode : Mode 3 MIMO: Transmit (802.11ac-80BW-65Mbps) (5610MHz)

Frequency MHz	Correct Factor dB	Reading Level dBuV	Measurement Level dBuV/m	Margin dB	Limit dBuV/m
Horizontal					
Peak Detector:					
11220.000	16.589	36.380	52.970	-21.030	74.000
11550.000	*	*	*	*	74.000
17325.000	*	*	*	*	74.000
20720.000	*	*	*	*	74.000
25900.000	*	*	*	*	74.000
31080.000	*	*	*	*	74.000
36260.000	*	*	*	*	74.000
Average					
Detector:					
*	*	*	*	*	*
Vertical					
Peak Detector:					
11220.000	17.620	36.380	54.000	-20.000	74.000
11550.000	*	*	*	*	74.000
17325.000	*	*	*	*	74.000
20720.000	*	*	*	*	74.000
25900.000	*	*	*	*	74.000
31080.000	*	*	*	*	74.000
36260.000	*	*	*	*	74.000
Average					
Detector:					
*	*	*	*	*	*

Note:

1. All Readings below 1GHz are Quasi-Peak, above 1GHz are performed with peak and/or average measurements as necessary.
2. Peak measurements: RBW = 1MHz, VBW = 3 MHz, Sweep: Auto.
3. Average measurements: RBW = 1MHz, VBW = 10 Hz, Sweep: Auto.
4. Measurement Level = Reading Level + Correct Factor.
5. Correct Factor = Antenna factor + Cable loss – Amplifier gain.
6. The average measurement was not performed when the peak measured data under the limit of average detection.
7. The emission levels of other frequencies are very lower than the limit and not show in test report.

Product : Intel® Dual Band Wireless-AC 8260
Test Item : Harmonic Radiated Emission Data
Test Site : No.3 OATS
Test Mode : Mode 3 MIMO: Transmit (802.11ac-80BW-65Mbps) (5690MHz)

Frequency MHz	Correct Factor dB	Reading Level dBuV	Measurement Level dBuV/m	Margin dB	Limit dBuV/m
Horizontal					
Peak Detector:					
11380.000	16.480	36.390	52.871	-21.129	74.000
11550.000	*	*	*	*	74.000
17325.000	*	*	*	*	74.000
20720.000	*	*	*	*	74.000
25900.000	*	*	*	*	74.000
31080.000	*	*	*	*	74.000
36260.000	*	*	*	*	74.000
Average					
Detector:					
*	*	*	*	*	*
Vertical					
Peak Detector:					
11380.000	17.125	36.410	53.536	-20.464	74.000
11550.000	*	*	*	*	74.000
17325.000	*	*	*	*	74.000
20720.000	*	*	*	*	74.000
25900.000	*	*	*	*	74.000
31080.000	*	*	*	*	74.000
36260.000	*	*	*	*	74.000
Average					
Detector:					
*	*	*	*	*	*

Note:

1. All Readings below 1GHz are Quasi-Peak, above 1GHz are performed with peak and/or average measurements as necessary.
2. Peak measurements: RBW = 1MHz, VBW = 3 MHz, Sweep: Auto.
3. Average measurements: RBW = 1MHz, VBW = 10 Hz, Sweep: Auto.
4. Measurement Level = Reading Level + Correct Factor.
5. Correct Factor = Antenna factor + Cable loss – Amplifier gain.
6. The average measurement was not performed when the peak measured data under the limit of average detection.
7. The emission levels of other frequencies are very lower than the limit and not show in test report.

Product : Intel® Dual Band Wireless-AC 8260
Test Item : Harmonic Radiated Emission Data
Test Site : No.3 OATS
Test Mode : Mode 4 Beamforming: Transmit (802.11n-20BW 14.4Mbps) (5180MHz)

Frequency MHz	Correct Factor dB	Reading Level dBμV	Measurement Level dBμV/m	Margin dB	Limit dBμV/m
Horizontal					
Peak Detector:					
10360.000	12.930	35.740	48.670	-25.330	74.000
15540.000	*	*	*	*	74.000
20720.000	*	*	*	*	74.000
25900.000	*	*	*	*	74.000
Average Detector:					
*	*	*	*	*	*
Vertical					
Peak Detector:					
10360.000	13.724	36.240	49.964	-24.036	74.000
15540.000	*	*	*	*	74.000
20720.000	*	*	*	*	74.000
25900.000	*	*	*	*	74.000
Average Detector:					
*	*	*	*	*	*

Note:

1. All Readings below 1GHz are Quasi-Peak, above 1GHz are performed with peak and/or average measurements as necessary.
2. Peak measurements: RBW = 1MHz, VBW = 3 MHz, Sweep: Auto.
3. Average measurements: RBW = 1MHz, VBW = 10 Hz, Sweep: Auto.
4. Measurement Level = Reading Level + Correct Factor.
5. Correct Factor = Antenna factor + Cable loss – Amplifier gain.
6. The average measurement was not performed when the peak measured data under the limit of average detection.
7. The emission levels of other frequencies are very lower than the limit and not show in test report.

Product : Intel® Dual Band Wireless-AC 8260
Test Item : Harmonic Radiated Emission Data
Test Site : No.3 OATS
Test Mode : Mode 4 Beamforming: Transmit (802.11n-20BW 14.4Mbps) (5220MHz)

Frequency	Correct	Reading	Measurement	Margin	Limit
MHz	Factor	Level	Level		
	dB	dB μ V	dB μ V/m	dB	dB μ V/m
Horizontal					
Peak Detector:					
10440.000	13.322	36.350	49.672	-24.328	74.000
15660.000	*	*	*	*	74.000
20880.000	*	*	*	*	74.000
26100.000	*	*	*	*	74.000
Average					
Detector:					
*	*	*	*	*	*
Vertical					
Peak Detector:					
10440.000	14.245	36.740	50.985	-23.015	74.000
15660.000	*	*	*	*	74.000
20880.000	*	*	*	*	74.000
26100.000	*	*	*	*	74.000
Average					
Detector:					
*	*	*	*	*	*

Note:

1. All Readings below 1GHz are Quasi-Peak, above 1GHz are performed with peak and/or average measurements as necessary.
2. Peak measurements: RBW = 1MHz, VBW = 3 MHz, Sweep: Auto.
3. Average measurements: RBW = 1MHz, VBW = 10 Hz, Sweep: Auto.
4. Measurement Level = Reading Level + Correct Factor.
5. Correct Factor = Antenna factor + Cable loss – Amplifier gain.
6. The average measurement was not performed when the peak measured data under the limit of average detection.
7. The emission levels of other frequencies are very lower than the limit and not show in test report.

Product : Intel® Dual Band Wireless-AC 8260
Test Item : Harmonic Radiated Emission Data
Test Site : No.3 OATS
Test Mode : Mode 4 Beamforming: Transmit (802.11n-20BW 14.4Mbps) (5240MHz)

Frequency	Correct	Reading	Measurement	Margin	Limit
MHz	Factor	Level	Level		
	dB	dB μ V	dB μ V/m	dB	dB μ V/m
Horizontal					
Peak Detector:					
10480.000	13.693	36.170	49.864	-24.136	74.000
15720.000	*	*	*	*	74.000
20960.000	*	*	*	*	74.000
26200.000	*	*	*	*	74.000
Average Detector:					
*	*	*	*	*	*
Vertical					
Peak Detector:					
10480.000	14.620	36.540	51.161	-22.839	74.000
15720.000	*	*	*	*	74.000
20960.000	*	*	*	*	74.000
26200.000	*	*	*	*	74.000
Average Detector:					
*	*	*	*	*	*

Note:

1. All Readings below 1GHz are Quasi-Peak, above 1GHz are performed with peak and/or average measurements as necessary.
2. Peak measurements: RBW = 1MHz, VBW = 3 MHz, Sweep: Auto.
3. Average measurements: RBW = 1MHz, VBW = 10 Hz, Sweep: Auto.
4. Measurement Level = Reading Level + Correct Factor.
5. Correct Factor = Antenna factor + Cable loss – Amplifier gain.
6. The average measurement was not performed when the peak measured data under the limit of average detection.
7. The emission levels of other frequencies are very lower than the limit and not show in test report.

Product : Intel® Dual Band Wireless-AC 8260
Test Item : Harmonic Radiated Emission Data
Test Site : No.3 OATS
Test Mode : Mode 4 Beamforming: Transmit (802.11n-20BW 14.4Mbps) (5260MHz)

Frequency MHz	Correct Factor dB	Reading Level dB μ V	Measurement Level dB μ V/m	Margin dB	Limit dB μ V/m
Horizontal					
Peak Detector:					
10520.000	14.015	35.870	49.885	-24.115	74.000
15780.000	*	*	*	*	74.000
21040.000	*	*	*	*	74.000
26300.000	*	*	*	*	74.000
Average Detector:					
*	*	*	*	*	*
Vertical					
Peak Detector:					
10520.000	14.818	36.150	50.968	-23.032	74.000
15780.000	*	*	*	*	74.000
21040.000	*	*	*	*	74.000
26300.000	*	*	*	*	74.000
Average Detector:					
*	*	*	*	*	*

Note:

1. All Readings below 1GHz are Quasi-Peak, above 1GHz are performed with peak and/or average measurements as necessary.
2. Peak measurements: RBW = 1MHz, VBW = 3 MHz, Sweep: Auto.
3. Average measurements: RBW = 1MHz, VBW = 10 Hz, Sweep: Auto.
4. Measurement Level = Reading Level + Correct Factor.
5. Correct Factor = Antenna factor + Cable loss – Amplifier gain.
6. The average measurement was not performed when the peak measured data under the limit of average detection.
7. The emission levels of other frequencies are very lower than the limit and not show in test report.

Product : Intel® Dual Band Wireless-AC 8260
Test Item : Harmonic Radiated Emission Data
Test Site : No.3 OATS
Test Mode : Mode 4 Beamforming: Transmit (802.11n-20BW 14.4Mbps) (5300MHz)

Frequency	Correct	Reading	Measurement	Margin	Limit
MHz	Factor	Level	Level		
	dB	dB μ V	dB μ V/m	dB	dB μ V/m
Horizontal					
Peak Detector:					
10600.000	14.550	35.470	50.019	-23.981	74.000
15900.000	*	*	*	*	74.000
21200.000	*	*	*	*	74.000
26500.000	*	*	*	*	74.000
Average					
Detector:					
*	*	*	*	*	*
Vertical					
Peak Detector:					
10600.000	14.881	35.940	50.821	-23.179	74.000
15900.000	*	*	*	*	74.000
21200.000	*	*	*	*	74.000
26500.000	*	*	*	*	74.000
Average					
Detector:					
*	*	*	*	*	*

Note:

1. All Readings below 1GHz are Quasi-Peak, above 1GHz are performed with peak and/or average measurements as necessary.
2. Peak measurements: RBW = 1MHz, VBW = 3 MHz, Sweep: Auto.
3. Average measurements: RBW = 1MHz, VBW = 10 Hz, Sweep: Auto.
4. Measurement Level = Reading Level + Correct Factor.
5. Correct Factor = Antenna factor + Cable loss – Amplifier gain.
6. The average measurement was not performed when the peak measured data under the limit of average detection.
7. The emission levels of other frequencies are very lower than the limit and not show in test report.

Product : Intel® Dual Band Wireless-AC 8260
Test Item : Harmonic Radiated Emission Data
Test Site : No.3 OATS
Test Mode : Mode 4 Beamforming: Transmit (802.11n-20BW 14.4Mbps) (5320MHz)

Frequency	Correct	Reading	Measurement	Margin	Limit
MHz	Factor	Level	Level		
	dB	dB μ V	dB μ V/m	dB	dB μ V/m
Horizontal					
Peak Detector:					
10640.000	14.690	36.510	51.200	-22.800	74.000
15960.000	*	*	*	*	74.000
21280.000	*	*	*	*	74.000
26600.000	*	*	*	*	74.000
Average Detector:					
*	*	*	*	*	*
Vertical					
Peak Detector:					
10640.000	15.083	36.750	51.833	-22.167	74.000
15960.000	*	*	*	*	74.000
21280.000	*	*	*	*	74.000
26600.000	*	*	*	*	74.000
Average Detector:					
*	*	*	*	*	*

Note:

1. All Readings below 1GHz are Quasi-Peak, above 1GHz are performed with peak and/or average measurements as necessary.
2. Peak measurements: RBW = 1MHz, VBW = 3 MHz, Sweep: Auto.
3. Average measurements: RBW = 1MHz, VBW = 10 Hz, Sweep: Auto.
4. Measurement Level = Reading Level + Correct Factor.
5. Correct Factor = Antenna factor + Cable loss – Amplifier gain.
6. The average measurement was not performed when the peak measured data under the limit of average detection.
7. The emission levels of other frequencies are very lower than the limit and not show in test report.

Product : Intel® Dual Band Wireless-AC 8260
Test Item : Harmonic Radiated Emission Data
Test Site : No.3 OATS
Test Mode : Mode 4 Beamforming: Transmit (802.11n-20BW 14.4Mbps) (5500MHz)

Frequency	Correct	Reading	Measurement	Margin	Limit
MHz	Factor	Level	Level		
	dB	dB μ V	dB μ V/m	dB	dB μ V/m
Horizontal					
Peak Detector:					
11000.000	16.399	35.840	52.239	-21.761	74.000
16500.000	*	*	*	*	74.000
22000.000	*	*	*	*	74.000
27500.000	*	*	*	*	74.000
Average Detector:					
*	*	*	*	*	*
Vertical					
Peak Detector:					
11000.000	17.132	35.970	53.102	-20.898	74.000
16500.000	*	*	*	*	74.000
22000.000	*	*	*	*	74.000
27500.000	*	*	*	*	74.000
Average Detector:					
*	*	*	*	*	*

Note:

1. All Readings below 1GHz are Quasi-Peak, above 1GHz are performed with peak and/or average measurements as necessary.
2. Peak measurements: RBW = 1MHz, VBW = 3 MHz, Sweep: Auto.
3. Average measurements: RBW = 1MHz, VBW = 10 Hz, Sweep: Auto.
4. Measurement Level = Reading Level + Correct Factor.
5. Correct Factor = Antenna factor + Cable loss – Amplifier gain.
6. The average measurement was not performed when the peak measured data under the limit of average detection.
7. The emission levels of other frequencies are very lower than the limit and not show in test report.

Product : Intel® Dual Band Wireless-AC 8260
Test Item : Harmonic Radiated Emission Data
Test Site : No.3 OATS
Test Mode : Mode 4 Beamforming: Transmit (802.11n-20BW 14.4Mbps) (5580MHz)

Frequency	Correct	Reading	Measurement	Margin	Limit
MHz	Factor	Level	Level		
	dB	dB μ V	dB μ V/m	dB	dB μ V/m
Horizontal					
Peak Detector:					
11160.000	16.656	34.680	51.336	-22.664	74.000
16740.000	*	*	*	*	74.000
22320.000	*	*	*	*	74.000
27900.000	*	*	*	*	74.000
Average Detector:					
*	*	*	*	*	*
Vertical					
Peak Detector:					
11160.000	17.726	36.020	53.746	-20.254	74.000
16740.000	*	*	*	*	74.000
22320.000	*	*	*	*	74.000
27900.000	*	*	*	*	74.000
Average Detector:					
*	*	*	*	*	*

Note:

1. All Readings below 1GHz are Quasi-Peak, above 1GHz are performed with peak and/or average measurements as necessary.
2. Peak measurements: RBW = 1MHz, VBW = 3 MHz, Sweep: Auto.
3. Average measurements: RBW = 1MHz, VBW = 10 Hz, Sweep: Auto.
4. Measurement Level = Reading Level + Correct Factor.
5. Correct Factor = Antenna factor + Cable loss – Amplifier gain.
6. The average measurement was not performed when the peak measured data under the limit of average detection.
7. The emission levels of other frequencies are very lower than the limit and not show in test report.

Product : Intel® Dual Band Wireless-AC 8260
Test Item : Harmonic Radiated Emission Data
Test Site : No.3 OATS
Test Mode : Mode 4 Beamforming: Transmit (802.11n-20BW 14.4Mbps) (5700MHz)

Frequency	Correct	Reading	Measurement	Margin	Limit
MHz	Factor	Level	Level		
	dB	dB μ V	dB μ V/m	dB	dB μ V/m
Horizontal					
Peak Detector:					
11400.000	16.530	34.830	51.361	-22.639	74.000
17100.000	*	*	*	*	74.000
22800.000	*	*	*	*	74.000
28500.000	*	*	*	*	74.000
Average Detector:					
*	*	*	*	*	*
Vertical					
Peak Detector:					
11400.000	17.138	36.820	53.958	-20.042	74.000
17100.000	*	*	*	*	74.000
22800.000	*	*	*	*	74.000
28500.000	*	*	*	*	74.000
Average Detector:					
*	*	*	*	*	*

Note:

1. All Readings below 1GHz are Quasi-Peak, above 1GHz are performed with peak and/or average measurements as necessary.
2. Peak measurements: RBW = 1MHz, VBW = 3 MHz, Sweep: Auto.
3. Average measurements: RBW = 1MHz, VBW = 10 Hz, Sweep: Auto.
4. Measurement Level = Reading Level + Correct Factor.
5. Correct Factor = Antenna factor + Cable loss – Amplifier gain.
6. The average measurement was not performed when the peak measured data under the limit of average detection.
7. The emission levels of other frequencies are very lower than the limit and not show in test report.

Product : Intel® Dual Band Wireless-AC 8260
Test Item : Harmonic Radiated Emission Data
Test Site : No.3 OATS
Test Mode : Mode 4 Beamforming: Transmit (802.11n-40BW 30Mbps) (5190MHz)

Frequency MHz	Correct Factor dB	Reading Level dBμV	Measurement Level dBμV/m	Margin dB	Limit dBμV/m
Horizontal					
Peak Detector:					
10380.000	12.939	35.850	48.789	-25.211	74.000
15570.000	*	*	*	*	74.000
20760.000	*	*	*	*	74.000
25950.000	*	*	*	*	74.000
Average Detector:					
*	*	*	*	*	*
Vertical					
Peak Detector:					
10380.000	13.796	36.710	50.506	-23.494	74.000
15570.000	*	*	*	*	74.000
20760.000	*	*	*	*	74.000
25950.000	*	*	*	*	74.000
Average Detector:					
*	*	*	*	*	*

Note:

1. All Readings below 1GHz are Quasi-Peak, above 1GHz are performed with peak and/or average measurements as necessary.
2. Peak measurements: RBW = 1MHz, VBW = 3 MHz, Sweep: Auto.
3. Average measurements: RBW = 1MHz, VBW = 10 Hz, Sweep: Auto.
4. Measurement Level = Reading Level + Correct Factor.
5. Correct Factor = Antenna factor + Cable loss – Amplifier gain.
6. The average measurement was not performed when the peak measured data under the limit of average detection.
7. The emission levels of other frequencies are very lower than the limit and not show in test report.

Product : Intel® Dual Band Wireless-AC 8260
Test Item : Harmonic Radiated Emission Data
Test Site : No.3 OATS
Test Mode : Mode 4 Beamforming: Transmit (802.11n-40BW 30Mbps) (5230MHz)

Frequency	Correct	Reading	Measurement	Margin	Limit
MHz	Factor	Level	Level		
	dB	dB μ V	dB μ V/m	dB	dB μ V/m
Horizontal					
Peak Detector:					
10460.000	13.508	36.270	49.778	-24.222	74.000
15690.000	*	*	*	*	74.000
20920.000	*	*	*	*	74.000
26150.000	*	*	*	*	74.000
Average Detector:					
*	*	*	*	*	*
Vertical					
Peak Detector:					
10460.000	14.433	36.740	51.173	-22.827	74.000
15690.000	*	*	*	*	74.000
20920.000	*	*	*	*	74.000
26150.000	*	*	*	*	74.000
Average Detector:					
*	*	*	*	*	*

Note:

1. All Readings below 1GHz are Quasi-Peak, above 1GHz are performed with peak and/or average measurements as necessary.
2. Peak measurements: RBW = 1MHz, VBW = 3 MHz, Sweep: Auto.
3. Average measurements: RBW = 1MHz, VBW = 10 Hz, Sweep: Auto.
4. Measurement Level = Reading Level + Correct Factor.
5. Correct Factor = Antenna factor + Cable loss – Amplifier gain.
6. The average measurement was not performed when the peak measured data under the limit of average detection.
7. The emission levels of other frequencies are very lower than the limit and not show in test report.

Product : Intel® Dual Band Wireless-AC 8260
Test Item : Harmonic Radiated Emission Data
Test Site : No.3 OATS
Test Mode : Mode 4 Beamforming: Transmit (802.11n-40BW 30Mbps) (5270MHz)

Frequency	Correct	Reading	Measurement	Margin	Limit
MHz	Factor	Level	Level		
	dB	dB μ V	dB μ V/m	dB	dB μ V/m
Horizontal					
Peak Detector:					
10540.000	14.151	35.870	50.020	-23.980	74.000
15810.000	*	*	*	*	74.000
21080.000	*	*	*	*	74.000
26350.000	*	*	*	*	74.000
Average Detector:					
*	*	*	*	*	*
Vertical					
Peak Detector:					
10540.000	14.829	36.740	51.568	-22.432	74.000
15810.000	*	*	*	*	74.000
21080.000	*	*	*	*	74.000
26350.000	*	*	*	*	74.000
Average Detector:					
*	*	*	*	*	*

Note:

1. All Readings below 1GHz are Quasi-Peak, above 1GHz are performed with peak and/or average measurements as necessary.
2. Peak measurements: RBW = 1MHz, VBW = 3 MHz, Sweep: Auto.
3. Average measurements: RBW = 1MHz, VBW = 10 Hz, Sweep: Auto.
4. Measurement Level = Reading Level + Correct Factor.
5. Correct Factor = Antenna factor + Cable loss – Amplifier gain.
6. The average measurement was not performed when the peak measured data under the limit of average detection.
7. The emission levels of other frequencies are very lower than the limit and not show in test report.

Product : Intel® Dual Band Wireless-AC 8260
Test Item : Harmonic Radiated Emission Data
Test Site : No.3 OATS
Test Mode : Mode 4 Beamforming: Transmit (802.11n-40BW 30Mbps) (5310MHz)

Frequency	Correct	Reading	Measurement	Margin	Limit
MHz	Factor	Level	Level		
	dB	dB μ V	dB μ V/m	dB	dB μ V/m
Horizontal					
Peak Detector:					
10620.000	14.623	36.040	50.663	-23.337	74.000
15930.000	*	*	*	*	74.000
21240.000	*	*	*	*	74.000
26550.000	*	*	*	*	74.000
Average Detector:					
*	*	*	*	*	*
Vertical					
Peak Detector:					
10620.000	14.970	36.150	51.120	-22.880	74.000
15930.000	*	*	*	*	74.000
21240.000	*	*	*	*	74.000
26550.000	*	*	*	*	74.000
Average Detector:					
*	*	*	*	*	*

Note:

1. All Readings below 1GHz are Quasi-Peak, above 1GHz are performed with peak and/or average measurements as necessary.
2. Peak measurements: RBW = 1MHz, VBW = 3 MHz, Sweep: Auto.
3. Average measurements: RBW = 1MHz, VBW = 10 Hz, Sweep: Auto.
4. Measurement Level = Reading Level + Correct Factor.
5. Correct Factor = Antenna factor + Cable loss – Amplifier gain.
6. The average measurement was not performed when the peak measured data under the limit of average detection.
7. The emission levels of other frequencies are very lower than the limit and not show in test report.

Product : Intel® Dual Band Wireless-AC 8260
Test Item : Harmonic Radiated Emission Data
Test Site : No.3 OATS
Test Mode : Mode 4 Beamforming: Transmit (802.11n-40BW 30Mbps) (5510MHz)

Frequency	Correct	Reading	Measurement	Margin	Limit
MHz	Factor	Level	Level		
	dB	dB μ V	dB μ V/m	dB	dB μ V/m
Horizontal					
Peak Detector:					
11020.000	16.474	35.640	52.113	-21.887	74.000
15930.000	*	*	*	*	74.000
21240.000	*	*	*	*	74.000
26550.000	*	*	*	*	74.000
Average Detector:					
*	*	*	*	*	*
Vertical					
Peak Detector:					
11020.000	17.224	35.990	53.214	-20.786	74.000
15930.000	*	*	*	*	74.000
21240.000	*	*	*	*	74.000
26550.000	*	*	*	*	74.000
Average Detector:					
*	*	*	*	*	*

Note:

1. All Readings below 1GHz are Quasi-Peak, above 1GHz are performed with peak and/or average measurements as necessary.
2. Peak measurements: RBW = 1MHz, VBW = 3 MHz, Sweep: Auto.
3. Average measurements: RBW = 1MHz, VBW = 10 Hz, Sweep: Auto.
4. Measurement Level = Reading Level + Correct Factor.
5. Correct Factor = Antenna factor + Cable loss – Amplifier gain.
6. The average measurement was not performed when the peak measured data under the limit of average detection.
7. The emission levels of other frequencies are very lower than the limit and not show in test report.

Product : Intel® Dual Band Wireless-AC 8260
Test Item : Harmonic Radiated Emission Data
Test Site : No.3 OATS
Test Mode : Mode 4 Beamforming: Transmit (802.11n-40BW 30Mbps) (5550MHz)

Frequency	Correct	Reading	Measurement	Margin	Limit
MHz	Factor	Level	Level		
	dB	dB μ V	dB μ V/m	dB	dB μ V/m
Horizontal					
Peak Detector:					
11100.000	16.681	35.150	51.831	-22.169	74.000
16770.000	*	*	*	*	74.000
22360.000	*	*	*	*	74.000
27950.000	*	*	*	*	74.000
Average Detector:					
*	*	*	*	*	*
Vertical					
Peak Detector:					
11100.000	17.523	36.110	53.633	-20.367	74.000
16770.000	*	*	*	*	74.000
22360.000	*	*	*	*	74.000
27950.000	*	*	*	*	74.000
Average Detector:					
*	*	*	*	*	*

Note:

1. All Readings below 1GHz are Quasi-Peak, above 1GHz are performed with peak and/or average measurements as necessary.
2. Peak measurements: RBW = 1MHz, VBW = 3 MHz, Sweep: Auto.
3. Average measurements: RBW = 1MHz, VBW = 10 Hz, Sweep: Auto.
4. Measurement Level = Reading Level + Correct Factor.
5. Correct Factor = Antenna factor + Cable loss – Amplifier gain.
6. The average measurement was not performed when the peak measured data under the limit of average detection.
7. The emission levels of other frequencies are very lower than the limit and not show in test report.

Product : Intel® Dual Band Wireless-AC 8260
Test Item : Harmonic Radiated Emission Data
Test Site : No.3 OATS
Test Mode : Mode 4 Beamforming: Transmit (802.11n-40BW 30Mbps) (5670MHz)

Frequency	Correct	Reading	Measurement	Margin	Limit
MHz	Factor	Level	Level		
	dB	dB μ V	dB μ V/m	dB	dB μ V/m
Horizontal					
Peak Detector:					
11340.000	16.408	35.920	52.327	-21.673	74.000
17010.000	*	*	*	*	74.000
22680.000	*	*	*	*	74.000
28350.000	*	*	*	*	74.000
Average Detector:					
*	*	*	*	*	*
Vertical					
Peak Detector:					
11340.000	17.167	36.310	53.477	-20.523	74.000
17010.000	*	*	*	*	74.000
22680.000	*	*	*	*	74.000
28350.000	*	*	*	*	74.000
Average Detector:					
*	*	*	*	*	*

Note:

1. All Readings below 1GHz are Quasi-Peak, above 1GHz are performed with peak and/or average measurements as necessary.
2. Peak measurements: RBW = 1MHz, VBW = 3 MHz, Sweep: Auto.
3. Average measurements: RBW = 1MHz, VBW = 10 Hz, Sweep: Auto.
4. Measurement Level = Reading Level + Correct Factor.
5. Correct Factor = Antenna factor + Cable loss – Amplifier gain.
6. The average measurement was not performed when the peak measured data under the limit of average detection.
7. The emission levels of other frequencies are very lower than the limit and not show in test report.

Product : Intel® Dual Band Wireless-AC 8260
Test Item : Harmonic Radiated Emission Data
Test Site : No.3 OATS
Test Mode : Mode 4 Beamforming: Transmit (802.11ac-20BW-14.4Mbps) (5720MHz)

Frequency MHz	Correct Factor dB	Reading Level dBuV	Measurement Level dBuV/m	Margin dB	Limit dBuV/m
Horizontal					
Peak Detector:					
11440.000	16.779	36.120	52.899	-21.101	74.000
11550.000	*	*	*	*	74.000
17325.000	*	*	*	*	74.000
20720.000	*	*	*	*	74.000
25900.000	*	*	*	*	74.000
31080.000	*	*	*	*	74.000
36260.000	*	*	*	*	74.000
Average					
Detector:					
*	*	*	*	*	*
Vertical					
Peak Detector:					
11440.000	17.519	36.320	53.839	-20.161	74.000
11550.000	*	*	*	*	74.000
17325.000	*	*	*	*	74.000
20720.000	*	*	*	*	74.000
25900.000	*	*	*	*	74.000
31080.000	*	*	*	*	74.000
36260.000	*	*	*	*	74.000
Average					
Detector:					
*	*	*	*	*	*

Note:

1. All Readings below 1GHz are Quasi-Peak, above 1GHz are performed with peak and/or average measurements as necessary.
2. Peak measurements: RBW = 1MHz, VBW = 3 MHz, Sweep: Auto.
3. Average measurements: RBW = 1MHz, VBW = 10 Hz, Sweep: Auto.
4. Measurement Level = Reading Level + Correct Factor.
5. Correct Factor = Antenna factor + Cable loss – Amplifier gain.
6. The average measurement was not performed when the peak measured data under the limit of average detection.
7. The emission levels of other frequencies are very lower than the limit and not show in test report.

Product : Intel® Dual Band Wireless-AC 8260
Test Item : Harmonic Radiated Emission Data
Test Site : No.3 OATS
Test Mode : Mode 4 Beamforming: Transmit (802.11ac-40BW-30Mbps) (5710MHz)

Frequency	Correct	Reading	Measurement	Margin	Limit
MHz	Factor	Level	Level		
	dB	dBuV	dBuV/m	dB	dBuV/m
Horizontal					
Peak Detector:					
11420.000	16.648	36.280	52.927	-21.073	74.000
11550.000	*	*	*	*	74.000
17325.000	*	*	*	*	74.000
20720.000	*	*	*	*	74.000
25900.000	*	*	*	*	74.000
31080.000	*	*	*	*	74.000
36260.000	*	*	*	*	74.000
Average					
Detector:					
*	*	*	*	*	*
Vertical					
Peak Detector:					
11420.000	17.311	36.010	53.320	-20.680	74.000
11550.000	*	*	*	*	74.000
17325.000	*	*	*	*	74.000
20720.000	*	*	*	*	74.000
25900.000	*	*	*	*	74.000
31080.000	*	*	*	*	74.000
36260.000	*	*	*	*	74.000
Average					
Detector:					
*	*	*	*	*	*

Note:

1. All Readings below 1GHz are Quasi-Peak, above 1GHz are performed with peak and/or average measurements as necessary.
2. Peak measurements: RBW = 1MHz, VBW = 3 MHz, Sweep: Auto.
3. Average measurements: RBW = 1MHz, VBW = 10 Hz, Sweep: Auto.
4. Measurement Level = Reading Level + Correct Factor.
5. Correct Factor = Antenna factor + Cable loss – Amplifier gain.
6. The average measurement was not performed when the peak measured data under the limit of average detection.
7. The emission levels of other frequencies are very lower than the limit and not show in test report.

Product : Intel® Dual Band Wireless-AC 8260
Test Item : Harmonic Radiated Emission Data
Test Site : No.3 OATS
Test Mode : Mode 4 Beamforming: Transmit (802.11ac-80BW-65Mbps) (5210MHz)

Frequency MHz	Correct Factor dB	Reading Level dBuV	Measurement Level dBuV/m	Margin dB	Limit dBuV/m
Horizontal					
Peak Detector:					
10420.000	13.135	36.510	49.645	-24.355	74.000
11550.000	*	*	*	*	74.000
17325.000	*	*	*	*	74.000
20720.000	*	*	*	*	74.000
25900.000	*	*	*	*	74.000
31080.000	*	*	*	*	74.000
36260.000	*	*	*	*	74.000
Average					
Detector:					
*	*	*	*	*	*
Vertical					
Peak Detector:					
10420.000	14.057	36.340	50.397	-23.603	74.000
11550.000	*	*	*	*	74.000
17325.000	*	*	*	*	74.000
20720.000	*	*	*	*	74.000
25900.000	*	*	*	*	74.000
31080.000	*	*	*	*	74.000
36260.000	*	*	*	*	74.000
Average					
Detector:					
*	*	*	*	*	*

Note:

1. All Readings below 1GHz are Quasi-Peak, above 1GHz are performed with peak and/or average measurements as necessary.
2. Peak measurements: RBW = 1MHz, VBW = 3 MHz, Sweep: Auto.
3. Average measurements: RBW = 1MHz, VBW = 10 Hz, Sweep: Auto.
4. Measurement Level = Reading Level + Correct Factor.
5. Correct Factor = Antenna factor + Cable loss –Amplifier gain.
6. The average measurement was not performed when the peak measured data under the limit of average detection.
7. The emission levels of other frequencies are very lower than the limit and not show in test report.

Product : Intel® Dual Band Wireless-AC 8260
Test Item : Harmonic Radiated Emission Data
Test Site : No.3 OATS
Test Mode : Mode 4 Beamforming: Transmit (802.11ac-80BW-65Mbps) (5290MHz)

Frequency MHz	Correct Factor dB	Reading Level dBuV	Measurement Level dBuV/m	Margin dB	Limit dBuV/m
Horizontal					
Peak Detector:					
10580.000	14.423	36.240	50.663	-23.337	74.000
11550.000	*	*	*	*	74.000
17325.000	*	*	*	*	74.000
20720.000	*	*	*	*	74.000
25900.000	*	*	*	*	74.000
31080.000	*	*	*	*	74.000
36260.000	*	*	*	*	74.000
Average					
Detector:					
*	*	*	*	*	*
Vertical					
Peak Detector:					
10580.000	14.849	36.460	51.309	-22.691	74.000
11550.000	*	*	*	*	74.000
17325.000	*	*	*	*	74.000
20720.000	*	*	*	*	74.000
25900.000	*	*	*	*	74.000
31080.000	*	*	*	*	74.000
36260.000	*	*	*	*	74.000
Average					
Detector:					
*	*	*	*	*	*

Note:

1. All Readings below 1GHz are Quasi-Peak, above 1GHz are performed with peak and/or average measurements as necessary.
2. Peak measurements: RBW = 1MHz, VBW = 3 MHz, Sweep: Auto.
3. Average measurements: RBW = 1MHz, VBW = 10 Hz, Sweep: Auto.
4. Measurement Level = Reading Level + Correct Factor.
5. Correct Factor = Antenna factor + Cable loss – Amplifier gain.
6. The average measurement was not performed when the peak measured data under the limit of average detection.
7. The emission levels of other frequencies are very lower than the limit and not show in test report.

Product : Intel® Dual Band Wireless-AC 8260
Test Item : Harmonic Radiated Emission Data
Test Site : No.3 OATS
Test Mode : Mode 4 Beamforming: Transmit (802.11ac-80BW-65Mbps) (5530MHz)

Frequency	Correct	Reading	Measurement	Margin	Limit
MHz	Factor	Level	Level		
	dB	dBuV	dBuV/m	dB	dBuV/m
Horizontal					
Peak Detector:					
11060.000	16.580	36.420	53.000	-21.000	74.000
11550.000	*	*	*	*	74.000
17325.000	*	*	*	*	74.000
20720.000	*	*	*	*	74.000
25900.000	*	*	*	*	74.000
31080.000	*	*	*	*	74.000
36260.000	*	*	*	*	74.000
Average					
Detector:					
*	*	*	*	*	*
Vertical					
Peak Detector:					
11060.000	17.375	36.180	53.555	-20.445	74.000
11550.000	*	*	*	*	74.000
17325.000	*	*	*	*	74.000
20720.000	*	*	*	*	74.000
25900.000	*	*	*	*	74.000
31080.000	*	*	*	*	74.000
36260.000	*	*	*	*	74.000
Average					
Detector:					
*	*	*	*	*	*

Note:

1. All Readings below 1GHz are Quasi-Peak, above 1GHz are performed with peak and/or average measurements as necessary.
2. Peak measurements: RBW = 1MHz, VBW = 3 MHz, Sweep: Auto.
3. Average measurements: RBW = 1MHz, VBW = 10 Hz, Sweep: Auto.
4. Measurement Level = Reading Level + Correct Factor.
5. Correct Factor = Antenna factor + Cable loss – Amplifier gain.
6. The average measurement was not performed when the peak measured data under the limit of average detection.
7. The emission levels of other frequencies are very lower than the limit and not show in test report.

Product : Intel® Dual Band Wireless-AC 8260
Test Item : Harmonic Radiated Emission Data
Test Site : No.3 OATS
Test Mode : Mode 4 Beamforming: Transmit (802.11ac-80BW-65Mbps) (5610MHz)

Frequency MHz	Correct Factor dB	Reading Level dBuV	Measurement Level dBuV/m	Margin dB	Limit dBuV/m
Horizontal					
Peak Detector:					
11220.000	16.589	36.340	52.930	-21.070	74.000
11550.000	*	*	*	*	74.000
17325.000	*	*	*	*	74.000
20720.000	*	*	*	*	74.000
25900.000	*	*	*	*	74.000
31080.000	*	*	*	*	74.000
36260.000	*	*	*	*	74.000
Average					
Detector:					
*	*	*	*	*	*
Vertical					
Peak Detector:					
11220.000	17.620	36.110	53.730	-20.270	74.000
11550.000	*	*	*	*	74.000
17325.000	*	*	*	*	74.000
20720.000	*	*	*	*	74.000
25900.000	*	*	*	*	74.000
31080.000	*	*	*	*	74.000
36260.000	*	*	*	*	74.000
Average					
Detector:					
*	*	*	*	*	*

Note:

1. All Readings below 1GHz are Quasi-Peak, above 1GHz are performed with peak and/or average measurements as necessary.
2. Peak measurements: RBW = 1MHz, VBW = 3 MHz, Sweep: Auto.
3. Average measurements: RBW = 1MHz, VBW = 10 Hz, Sweep: Auto.
4. Measurement Level = Reading Level + Correct Factor.
5. Correct Factor = Antenna factor + Cable loss – Amplifier gain.
6. The average measurement was not performed when the peak measured data under the limit of average detection.
7. The emission levels of other frequencies are very lower than the limit and not show in test report.

Product : Intel® Dual Band Wireless-AC 8260
Test Item : Harmonic Radiated Emission Data
Test Site : No.3 OATS
Test Mode : Mode 4 Beamforming: Transmit (802.11ac-80BW-65Mbps) (5690MHz)

Frequency MHz	Correct Factor dB	Reading Level dBuV	Measurement Level dBuV/m	Margin dB	Limit dBuV/m
Horizontal					
Peak Detector:					
11380.000	16.480	36.140	52.621	-21.379	74.000
11550.000	*	*	*	*	74.000
17325.000	*	*	*	*	74.000
20720.000	*	*	*	*	74.000
25900.000	*	*	*	*	74.000
31080.000	*	*	*	*	74.000
36260.000	*	*	*	*	74.000
Average					
Detector:					
*	*	*	*	*	*
Vertical					
Peak Detector:					
11380.000	17.125	36.120	53.246	-20.754	74.000
11550.000	*	*	*	*	74.000
17325.000	*	*	*	*	74.000
20720.000	*	*	*	*	74.000
25900.000	*	*	*	*	74.000
31080.000	*	*	*	*	74.000
36260.000	*	*	*	*	74.000
Average					
Detector:					
*	*	*	*	*	*

Note:

1. All Readings below 1GHz are Quasi-Peak, above 1GHz are performed with peak and/or average measurements as necessary.
2. Peak measurements: RBW = 1MHz, VBW = 3 MHz, Sweep: Auto.
3. Average measurements: RBW = 1MHz, VBW = 10 Hz, Sweep: Auto.
4. Measurement Level = Reading Level + Correct Factor.
5. Correct Factor = Antenna factor + Cable loss – Amplifier gain.
6. The average measurement was not performed when the peak measured data under the limit of average detection.
7. The emission levels of other frequencies are very lower than the limit and not show in test report.

Product : Intel® Dual Band Wireless-AC 8260
Test Item : General Radiated Emission
Test Site : No.3 OATS
Test Mode : Mode 1 SISO A: Transmit (802.11a-6Mbps) (5220MHz)

Frequency MHz	Correct Factor dB	Reading Level dBμV	Measurement Level dBμV/m	Margin dB	Limit dBμV/m
Horizontal					
Peak Detector					
194.900	-10.645	37.300	26.655	-16.845	43.500
291.900	-5.396	33.358	27.962	-18.038	46.000
441.280	0.310	36.200	36.510	-9.490	46.000
635.280	1.620	34.132	35.752	-10.248	46.000
751.680	4.120	30.429	34.549	-11.451	46.000
916.580	6.215	20.733	26.948	-19.052	46.000
Vertical					
Peak Detector					
214.300	-6.018	34.467	28.448	-15.052	43.500
340.400	-1.435	32.898	31.463	-14.537	46.000
482.020	-3.218	38.623	35.405	-10.595	46.000
598.420	0.884	35.654	36.538	-9.462	46.000
736.160	-1.062	38.767	37.705	-8.295	46.000
910.760	0.310	30.476	30.786	-15.214	46.000

Note:

1. All Readings below 1GHz are Quasi-Peak, above 1GHz are performed with peak and/or average measurements as necessary.
2. Peak measurements: RBW = 1MHz, VBW = 3 MHz, Sweep: Auto.
3. Average measurements: RBW = 1MHz, VBW = 10 Hz, Sweep: Auto.
4. Measurement Level = Reading Level + Correct Factor.
5. Correct Factor = Antenna factor + Cable loss – Amplifier gain.
6. The average measurement was not performed when the peak measured data under the limit of average detection.
7. The emission levels of other frequencies are very lower than the limit and not show in test report.
8. No emission found between lowest internal used/generated frequency to 30MHz.

Product : Intel® Dual Band Wireless-AC 8260
Test Item : General Radiated Emission
Test Site : No.3 OATS
Test Mode : Mode 1 SISO A: Transmit (802.11a-6Mbps) (5300MHz)

Frequency MHz	Correct Factor dB	Reading Level dBμV	Measurement Level dBμV/m	Margin dB	Limit dBμV/m
Horizontal					
Peak Detector					
266.680	-5.646	34.163	28.517	-17.483	46.000
404.420	0.811	30.734	31.545	-14.455	46.000
544.100	4.180	33.903	38.083	-7.917	46.000
674.080	2.550	36.770	39.320	-6.680	46.000
784.660	5.292	32.455	37.747	-8.253	46.000
920.460	6.542	25.666	32.208	-13.792	46.000
Vertical					
Peak Detector					
231.760	-6.591	34.372	27.781	-18.219	46.000
365.620	0.170	30.375	30.545	-15.455	46.000
526.640	0.960	36.744	37.704	-8.296	46.000
664.380	-1.134	37.992	36.858	-9.142	46.000
823.460	2.810	28.896	31.706	-14.294	46.000
963.140	3.382	28.842	32.224	-21.776	54.000

Note:

1. All Readings below 1GHz are Quasi-Peak, above 1GHz are performed with peak and/or average measurements as necessary.
2. Peak measurements: RBW = 1MHz, VBW = 3 MHz, Sweep: Auto.
3. Average measurements: RBW = 1MHz, VBW = 10 Hz, Sweep: Auto.
4. Measurement Level = Reading Level + Correct Factor.
5. Correct Factor = Antenna factor + Cable loss – Amplifier gain.
6. The average measurement was not performed when the peak measured data under the limit of average detection.
7. The emission levels of other frequencies are very lower than the limit and not show in test report.
8. No emission found between lowest internal used/generated frequency to 30MHz.

Product : Intel® Dual Band Wireless-AC 8260
Test Item : General Radiated Emission
Test Site : No.3 OATS
Test Mode : Mode 1 SISO A: Transmit (802.11a-6Mbps) (5580MHz)

Frequency	Correct	Reading	Measurement	Margin	Limit
MHz	Factor	Level	Level		
	dB	dBμV	dBμV/m	dB	dBμV/m
Horizontal					
Peak Detector					
210.420	-10.586	36.950	26.365	-17.135	43.500
353.980	-1.400	30.085	28.685	-17.315	46.000
489.780	1.326	35.893	37.219	-8.781	46.000
666.320	1.720	35.874	37.594	-8.406	46.000
837.040	5.720	31.269	36.989	-9.011	46.000
990.300	7.017	24.927	31.944	-22.056	54.000
Vertical					
Peak Detector					
181.320	-2.070	32.160	30.090	-13.410	43.500
286.080	-5.588	34.847	29.259	-16.741	46.000
423.820	-7.694	42.704	35.010	-10.990	46.000
613.940	1.566	35.998	37.564	-8.436	46.000
782.720	2.524	35.234	37.758	-8.242	46.000
947.620	3.020	27.301	30.321	-15.679	46.000

Note:

1. All Readings below 1GHz are Quasi-Peak, above 1GHz are performed with peak and/or average measurements as necessary.
2. Peak measurements: RBW = 1MHz, VBW = 3 MHz, Sweep: Auto.
3. Average measurements: RBW = 1MHz, VBW = 10 Hz, Sweep: Auto.
4. Measurement Level = Reading Level + Correct Factor.
5. Correct Factor = Antenna factor + Cable loss – Amplifier gain.
6. The average measurement was not performed when the peak measured data under the limit of average detection.
7. The emission levels of other frequencies are very lower than the limit and not show in test report.
8. No emission found between lowest internal used/generated frequency to 30MHz.

Product : Intel® Dual Band Wireless-AC 8260
Test Item : General Radiated Emission
Test Site : No.3 OATS
Test Mode : Mode 1 SISO A: Transmit (802.11n-20BW 7.2Mbps) (5220MHz)

Frequency MHz	Correct Factor dB	Reading Level dBμV	Measurement Level dBμV/m	Margin dB	Limit dBμV/m
Horizontal					
Peak Detector					
216.240	-10.426	39.429	29.003	-16.997	46.000
365.620	0.270	30.604	30.874	-15.126	46.000
507.240	2.340	34.035	36.375	-9.625	46.000
650.800	1.730	34.427	36.157	-9.843	46.000
829.280	7.091	29.147	36.238	-9.762	46.000
945.680	6.700	21.337	28.037	-17.963	46.000
Vertical					
Peak Detector					
208.480	-5.748	33.865	28.117	-15.383	43.500
346.220	-0.670	32.421	31.750	-14.250	46.000
462.620	-2.723	38.332	35.609	-10.391	46.000
641.100	-2.080	40.135	38.055	-7.945	46.000
821.520	2.765	33.708	36.473	-9.527	46.000
959.260	2.900	30.118	33.018	-12.982	46.000

Note:

1. All Readings below 1GHz are Quasi-Peak, above 1GHz are performed with peak and/or average measurements as necessary.
2. Peak measurements: RBW = 1MHz, VBW = 3 MHz, Sweep: Auto.
3. Average measurements: RBW = 1MHz, VBW = 10 Hz, Sweep: Auto.
4. Measurement Level = Reading Level + Correct Factor.
5. Correct Factor = Antenna factor + Cable loss – Amplifier gain.
6. The average measurement was not performed when the peak measured data under the limit of average detection.
7. The emission levels of other frequencies are very lower than the limit and not show in test report.
8. No emission found between lowest internal used/generated frequency to 30MHz.

Product : Intel® Dual Band Wireless-AC 8260
Test Item : General Radiated Emission
Test Site : No.3 OATS
Test Mode : Mode 1 SISO A: Transmit (802.11n-20BW 7.2Mbps) (5300MHz)

Frequency	Correct	Reading	Measurement	Margin	Limit
MHz	Factor	Level	Level		
	dB	dBμV	dBμV/m	dB	dBμV/m
Horizontal					
Peak Detector					
212.360	-10.540	40.991	30.451	-13.049	43.500
373.380	0.766	31.214	31.980	-14.020	46.000
511.120	2.990	34.301	37.291	-8.709	46.000
660.500	1.733	34.832	36.565	-9.435	46.000
819.580	6.690	26.210	32.900	-13.100	46.000
934.040	6.726	22.430	29.156	-16.844	46.000
Vertical					
Peak Detector					
206.540	-5.676	35.490	29.814	-13.686	43.500
330.700	-2.408	33.634	31.226	-14.774	46.000
452.920	-5.006	43.404	38.398	-7.602	46.000
579.020	-2.511	41.383	38.872	-7.128	46.000
765.260	1.706	36.079	37.785	-8.215	46.000
941.800	3.240	27.852	31.092	-14.908	46.000

Note:

1. All Readings below 1GHz are Quasi-Peak, above 1GHz are performed with peak and/or average measurements as necessary.
2. Peak measurements: RBW = 1MHz, VBW = 3 MHz, Sweep: Auto.
3. Average measurements: RBW = 1MHz, VBW = 10 Hz, Sweep: Auto.
4. Measurement Level = Reading Level + Correct Factor.
5. Correct Factor = Antenna factor + Cable loss – Amplifier gain.
6. The average measurement was not performed when the peak measured data under the limit of average detection.
7. The emission levels of other frequencies are very lower than the limit and not show in test report.
8. No emission found between lowest internal used/generated frequency to 30MHz.

Product : Intel® Dual Band Wireless-AC 8260
Test Item : General Radiated Emission
Test Site : No.3 OATS
Test Mode : Mode 1 SISO A: Transmit (802.11n-20BW 7.2Mbps) (5580MHz)

Frequency MHz	Correct Factor dB	Reading Level dBμV	Measurement Level dBμV/m	Margin dB	Limit dBμV/m
Horizontal					
Peak Detector					
216.240	-10.426	36.637	26.211	-19.789	46.000
334.580	-3.684	33.162	29.478	-16.522	46.000
470.380	3.390	33.970	37.360	-8.640	46.000
612.000	3.180	35.418	38.598	-7.402	46.000
776.900	4.940	32.468	37.408	-8.592	46.000
953.440	6.529	25.727	32.256	-13.744	46.000
Vertical					
Peak Detector					
227.880	-6.308	36.453	30.146	-15.854	46.000
346.220	-0.670	32.541	31.870	-14.130	46.000
520.820	0.886	34.126	35.011	-10.989	46.000
627.520	-0.518	36.117	35.599	-10.401	46.000
769.140	2.339	34.334	36.673	-9.327	46.000
967.020	3.695	27.803	31.498	-22.502	54.000

Note:

1. All Readings below 1GHz are Quasi-Peak, above 1GHz are performed with peak and/or average measurements as necessary.
2. Peak measurements: RBW = 1MHz, VBW = 3 MHz, Sweep: Auto.
3. Average measurements: RBW = 1MHz, VBW = 10 Hz, Sweep: Auto.
4. Measurement Level = Reading Level + Correct Factor.
5. Correct Factor = Antenna factor + Cable loss – Amplifier gain.
6. The average measurement was not performed when the peak measured data under the limit of average detection.
7. The emission levels of other frequencies are very lower than the limit and not show in test report.
8. No emission found between lowest internal used/generated frequency to 30MHz.

Product : Intel® Dual Band Wireless-AC 8260
Test Item : General Radiated Emission
Test Site : No.3 OATS
Test Mode : Mode 1 SISO A: Transmit (802.11n-40BW 15Mbps) (5190MHz)

Frequency	Correct	Reading	Measurement	Margin	Limit
MHz	Factor	Level	Level	dB	dBμV/m
	dB	dBμV	dBμV/m		
Horizontal					
Peak Detector					
231.760	-8.351	37.331	28.980	-17.020	46.000
350.100	-1.432	33.425	31.993	-14.007	46.000
491.720	1.350	33.353	34.703	-11.297	46.000
637.220	1.400	34.725	36.124	-9.876	46.000
794.360	6.150	28.618	34.768	-11.232	46.000
928.220	6.990	26.064	33.054	-12.946	46.000
Vertical					
Peak Detector					
216.240	-6.206	35.642	29.436	-16.564	46.000
352.040	-1.422	32.965	31.544	-14.456	46.000
513.060	0.250	34.480	34.730	-11.270	46.000
668.260	-1.090	35.873	34.783	-11.217	46.000
773.020	2.182	30.690	32.872	-13.128	46.000
939.860	3.180	31.955	35.135	-10.865	46.000

Note:

1. All Readings below 1GHz are Quasi-Peak, above 1GHz are performed with peak and/or average measurements as necessary.
2. Peak measurements: RBW = 1MHz, VBW = 3 MHz, Sweep: Auto.
3. Average measurements: RBW = 1MHz, VBW = 10 Hz, Sweep: Auto.
4. Measurement Level = Reading Level + Correct Factor.
5. Correct Factor = Antenna factor + Cable loss – Amplifier gain.
6. The average measurement was not performed when the peak measured data under the limit of average detection.
7. The emission levels of other frequencies are very lower than the limit and not show in test report.
8. No emission found between lowest internal used/generated frequency to 30MHz.

Product : Intel® Dual Band Wireless-AC 8260
Test Item : General Radiated Emission
Test Site : No.3 OATS
Test Mode : Mode 1 SISO A: Transmit (802.11n-40BW 15Mbps) (5270MHz)

Frequency	Correct	Reading	Measurement	Margin	Limit
MHz	Factor	Level	Level		
	dB	dBμV	dBμV/m	dB	dBμV/m
Horizontal					
Peak Detector					
229.820	-8.137	37.147	29.010	-16.990	46.000
338.460	-3.532	33.447	29.914	-16.086	46.000
480.080	1.700	35.085	36.785	-9.215	46.000
658.560	1.736	35.494	37.230	-8.770	46.000
817.640	6.450	31.633	38.083	-7.917	46.000
955.380	6.390	26.689	33.079	-12.921	46.000
Vertical					
Peak Detector					
175.500	-1.990	27.338	25.348	-18.152	43.500
313.240	-4.286	33.927	29.641	-16.359	46.000
460.680	-2.080	37.232	35.152	-10.848	46.000
625.580	0.105	34.975	35.080	-10.920	46.000
769.140	2.339	32.466	34.805	-11.195	46.000
945.680	3.090	25.439	28.529	-17.471	46.000

Note:

1. All Readings below 1GHz are Quasi-Peak, above 1GHz are performed with peak and/or average measurements as necessary.
2. Peak measurements: RBW = 1MHz, VBW = 3 MHz, Sweep: Auto.
3. Average measurements: RBW = 1MHz, VBW = 10 Hz, Sweep: Auto.
4. Measurement Level = Reading Level + Correct Factor.
5. Correct Factor = Antenna factor + Cable loss – Amplifier gain.
6. The average measurement was not performed when the peak measured data under the limit of average detection.
7. The emission levels of other frequencies are very lower than the limit and not show in test report.
8. No emission found between lowest internal used/generated frequency to 30MHz.

Product : Intel® Dual Band Wireless-AC 8260
Test Item : General Radiated Emission
Test Site : No.3 OATS
Test Mode : Mode 1 SISO A: Transmit (802.11n-40BW 15Mbps) (5550MHz)

Frequency	Correct	Reading	Measurement	Margin	Limit
MHz	Factor	Level	Level		
	dB	dBμV	dBμV/m	dB	dBμV/m
Horizontal					
Peak Detector					
202.660	-10.358	39.044	28.687	-14.813	43.500
303.540	-4.280	32.503	28.223	-17.777	46.000
454.860	1.611	36.300	37.911	-8.089	46.000
594.540	3.321	32.564	35.885	-10.115	46.000
738.100	3.134	34.422	37.556	-8.444	46.000
941.800	6.570	23.317	29.887	-16.113	46.000
Vertical					
Peak Detector					
220.120	-6.690	35.096	28.406	-17.594	46.000
340.400	-1.435	35.448	34.013	-11.987	46.000
509.180	0.616	36.540	37.157	-8.843	46.000
687.660	2.124	36.860	38.984	-7.016	46.000
835.100	1.110	36.419	37.529	-8.471	46.000
951.500	2.873	31.894	34.767	-11.233	46.000

Note:

1. All Readings below 1GHz are Quasi-Peak, above 1GHz are performed with peak and/or average measurements as necessary.
2. Peak measurements: RBW = 1MHz, VBW = 3 MHz, Sweep: Auto.
3. Average measurements: RBW = 1MHz, VBW = 10 Hz, Sweep: Auto.
4. Measurement Level = Reading Level + Correct Factor.
5. Correct Factor = Antenna factor + Cable loss – Amplifier gain.
6. The average measurement was not performed when the peak measured data under the limit of average detection.
7. The emission levels of other frequencies are very lower than the limit and not show in test report.
8. No emission found between lowest internal used/generated frequency to 30MHz.

Product : Intel® Dual Band Wireless-AC 8260
Test Item : General Radiated Emission
Test Site : No.3 OATS
Test Mode : Mode 1 SISO A: Transmit (802.11ac-20BW-7.2Mbps) (5720MHz)

Frequency	Correct	Reading	Measurement	Margin	Limit
MHz	Factor	Level	Level		
	dB	dBμV	dBμV/m	dB	dBμV/m
Horizontal					
Peak Detector					
208.480	-10.648	43.318	32.670	-10.830	43.500
353.980	-1.400	38.107	36.707	-9.293	46.000
472.320	2.770	35.608	38.378	-7.622	46.000
625.580	1.225	37.758	38.983	-7.017	46.000
784.660	5.292	33.264	38.556	-7.444	46.000
943.740	6.630	26.761	33.391	-12.609	46.000
Vertical					
Peak Detector					
208.480	-5.748	39.656	33.908	-9.592	43.500
388.900	-0.812	37.204	36.392	-9.608	46.000
532.460	1.012	37.691	38.703	-7.297	46.000
672.140	-0.720	39.216	38.496	-7.504	46.000
819.580	2.730	35.435	38.165	-7.835	46.000
968.960	3.740	30.884	34.624	-19.376	54.000

Note:

1. All Readings below 1GHz are Quasi-Peak, above 1GHz are performed with peak and/or average measurements as necessary.
2. Peak measurements: RBW = 1MHz, VBW = 3 MHz, Sweep: Auto.
3. Average measurements: RBW = 1MHz, VBW = 10 Hz, Sweep: Auto.
4. Measurement Level = Reading Level + Correct Factor.
5. Correct Factor = Antenna factor + Cable loss – Amplifier gain.
6. The average measurement was not performed when the peak measured data under the limit of average detection.
7. The emission levels of other frequencies are very lower than the limit and not show in test report.
8. No emission found between lowest internal used/generated frequency to 30MHz.

Product : Intel® Dual Band Wireless-AC 8260
Test Item : General Radiated Emission
Test Site : No.3 OATS
Test Mode : Mode 1 SISO A: Transmit (802.11ac-40BW-15Mbps) (5710MHz)

Frequency	Correct	Reading	Measurement	Margin	Limit
MHz	Factor	Level	Level		
	dB	dBμV	dBμV/m	dB	dBμV/m
Horizontal					
Peak Detector					
214.300	-10.488	45.648	35.159	-8.341	43.500
367.560	0.484	36.970	37.453	-8.547	46.000
501.420	1.837	36.224	38.061	-7.939	46.000
646.920	1.327	37.691	39.018	-6.982	46.000
790.480	6.131	32.412	38.543	-7.457	46.000
945.680	6.700	25.916	32.616	-13.384	46.000
Vertical					
Peak Detector					
222.060	-6.626	41.891	35.264	-10.736	46.000
375.320	0.286	38.009	38.294	-7.706	46.000
503.360	-0.270	37.427	37.157	-8.843	46.000
639.160	-1.540	39.237	37.697	-8.303	46.000
809.880	2.770	35.614	38.384	-7.616	46.000
965.080	3.638	32.638	36.276	-17.724	54.000

Note:

1. All Readings below 1GHz are Quasi-Peak, above 1GHz are performed with peak and/or average measurements as necessary.
2. Peak measurements: RBW = 1MHz, VBW = 3 MHz, Sweep: Auto.
3. Average measurements: RBW = 1MHz, VBW = 10 Hz, Sweep: Auto.
4. Measurement Level = Reading Level + Correct Factor.
5. Correct Factor = Antenna factor + Cable loss – Amplifier gain.
6. The average measurement was not performed when the peak measured data under the limit of average detection.
7. The emission levels of other frequencies are very lower than the limit and not show in test report.
8. No emission found between lowest internal used/generated frequency to 30MHz.

Product : Intel® Dual Band Wireless-AC 8260
Test Item : General Radiated Emission
Test Site : No.3 OATS
Test Mode : Mode 1 SISO A: Transmit (802.11ac-80BW-32.5Mbps) (5210MHz)

Frequency	Correct	Reading	Measurement	Margin	Limit
MHz	Factor	Level	Level		
	dB	dBμV	dBμV/m	dB	dBμV/m
Horizontal					
Peak Detector					
210.420	-10.586	42.464	31.879	-11.621	43.500
404.420	0.811	36.748	37.559	-8.441	46.000
520.820	3.006	34.512	37.517	-8.483	46.000
650.800	1.730	36.160	37.890	-8.110	46.000
788.540	5.914	32.054	37.968	-8.032	46.000
937.920	6.527	29.184	35.711	-10.289	46.000
Vertical					
Peak Detector					
214.300	-6.018	40.135	34.116	-9.384	43.500
369.500	-0.530	38.000	37.470	-8.530	46.000
485.900	-2.500	39.323	36.823	-9.177	46.000
648.860	-3.306	39.817	36.511	-9.489	46.000
790.480	2.461	34.245	36.706	-9.294	46.000
928.220	3.400	28.415	31.815	-14.185	46.000

Note:

1. All Readings below 1GHz are Quasi-Peak, above 1GHz are performed with peak and/or average measurements as necessary.
2. Peak measurements: RBW = 1MHz, VBW = 3 MHz, Sweep: Auto.
3. Average measurements: RBW = 1MHz, VBW = 10 Hz, Sweep: Auto.
4. Measurement Level = Reading Level + Correct Factor.
5. Correct Factor = Antenna factor + Cable loss – Amplifier gain.
6. The average measurement was not performed when the peak measured data under the limit of average detection.
7. The emission levels of other frequencies are very lower than the limit and not show in test report.
8. No emission found between lowest internal used/generated frequency to 30MHz.

Product : Intel® Dual Band Wireless-AC 8260
Test Item : General Radiated Emission
Test Site : No.3 OATS
Test Mode : Mode 1 SISO A: Transmit (802.11ac-80BW-32.5Mbps) (5290MHz)

Frequency	Correct	Reading	Measurement	Margin	Limit
MHz	Factor	Level	Level		
	dB	dBμV	dBμV/m	dB	dBμV/m
Horizontal					
Peak Detector					
224.000	-10.210	43.987	33.777	-12.223	46.000
394.720	0.600	37.715	38.315	-7.685	46.000
526.640	2.920	35.224	38.144	-7.856	46.000
672.140	2.020	37.115	39.135	-6.865	46.000
804.060	6.020	29.671	35.691	-10.309	46.000
959.260	6.440	25.307	31.747	-14.253	46.000
Vertical					
Peak Detector					
216.240	-6.206	40.867	34.661	-11.339	46.000
359.800	-1.440	39.510	38.071	-7.929	46.000
485.900	-2.500	39.340	36.840	-9.160	46.000
641.100	-2.080	40.515	38.435	-7.565	46.000
807.940	3.109	35.286	38.395	-7.605	46.000
968.960	3.740	31.599	35.339	-18.661	54.000

Note:

1. All Readings below 1GHz are Quasi-Peak, above 1GHz are performed with peak and/or average measurements as necessary.
2. Peak measurements: RBW = 1MHz, VBW = 3 MHz, Sweep: Auto.
3. Average measurements: RBW = 1MHz, VBW = 10 Hz, Sweep: Auto.
4. Measurement Level = Reading Level + Correct Factor.
5. Correct Factor = Antenna factor + Cable loss – Amplifier gain.
6. The average measurement was not performed when the peak measured data under the limit of average detection.
7. The emission levels of other frequencies are very lower than the limit and not show in test report.
8. No emission found between lowest internal used/generated frequency to 30MHz.

Product : Intel® Dual Band Wireless-AC 8260
Test Item : General Radiated Emission
Test Site : No.3 OATS
Test Mode : Mode 1 SISO A: Transmit (802.11ac-80BW-32.5Mbps) (5690MHz)

Frequency	Correct	Reading	Measurement	Margin	Limit
MHz	Factor	Level	Level		
	dB	dBμV	dBμV/m	dB	dBμV/m
Horizontal					
Peak Detector					
216.240	-10.426	45.686	35.260	-10.740	46.000
369.500	0.680	36.798	37.478	-8.522	46.000
511.120	2.990	35.661	38.651	-7.349	46.000
660.500	1.733	36.019	37.752	-8.248	46.000
817.640	6.450	32.196	38.646	-7.354	46.000
972.840	6.995	25.444	32.439	-21.561	54.000
Vertical					
Peak Detector					
220.120	-6.690	38.985	32.295	-13.705	46.000
346.220	-0.670	36.891	36.220	-9.780	46.000
456.800	-3.473	40.687	37.214	-8.786	46.000
619.760	0.266	37.466	37.732	-8.268	46.000
782.720	2.524	35.880	38.404	-7.596	46.000
963.140	3.382	32.026	35.408	-18.592	54.000

Note:

1. All Readings below 1GHz are Quasi-Peak, above 1GHz are performed with peak and/or average measurements as necessary.
2. Peak measurements: RBW = 1MHz, VBW = 3 MHz, Sweep: Auto.
3. Average measurements: RBW = 1MHz, VBW = 10 Hz, Sweep: Auto.
4. Measurement Level = Reading Level + Correct Factor.
5. Correct Factor = Antenna factor + Cable loss – Amplifier gain.
6. The average measurement was not performed when the peak measured data under the limit of average detection.
7. The emission levels of other frequencies are very lower than the limit and not show in test report.
8. No emission found between lowest internal used/generated frequency to 30MHz.

Product : Intel® Dual Band Wireless-AC 8260
Test Item : General Radiated Emission
Test Site : No.3 OATS
Test Mode : Mode 2 SISO B: Transmit (802.11a-6Mbps) (5220MHz)

Frequency	Correct	Reading	Measurement	Margin	Limit
MHz	Factor	Level	Level		
	dB	dBμV	dBμV/m	dB	dBμV/m
Horizontal					
Peak Detector					
229.820	-8.137	38.219	30.082	-15.918	46.000
355.920	-1.370	38.640	37.270	-8.730	46.000
491.720	1.350	37.518	38.868	-7.132	46.000
625.580	1.225	37.714	38.939	-7.061	46.000
765.260	4.876	32.531	37.407	-8.593	46.000
916.580	6.215	24.875	31.090	-14.910	46.000
Vertical					
Peak Detector					
237.580	-6.670	36.636	29.966	-16.034	46.000
369.500	-0.530	33.410	32.880	-13.120	46.000
499.480	-0.379	37.517	37.138	-8.862	46.000
633.340	-1.630	37.770	36.140	-9.860	46.000
782.720	2.524	35.358	37.882	-8.118	46.000
926.280	3.102	27.961	31.063	-14.937	46.000

Note:

1. All Readings below 1GHz are Quasi-Peak, above 1GHz are performed with peak and/or average measurements as necessary.
2. Peak measurements: RBW = 1MHz, VBW = 3 MHz, Sweep: Auto.
3. Average measurements: RBW = 1MHz, VBW = 10 Hz, Sweep: Auto.
4. Measurement Level = Reading Level + Correct Factor.
5. Correct Factor = Antenna factor + Cable loss – Amplifier gain.
6. The average measurement was not performed when the peak measured data under the limit of average detection.
7. The emission levels of other frequencies are very lower than the limit and not show in test report.
8. No emission found between lowest internal used/generated frequency to 30MHz.

Product : Intel® Dual Band Wireless-AC 8260
Test Item : General Radiated Emission
Test Site : No.3 OATS
Test Mode : Mode 2 SISO B: Transmit (802.11a-6Mbps) (5300MHz)

Frequency MHz	Correct Factor dB	Reading Level dBμV	Measurement Level dBμV/m	Margin dB	Limit dBμV/m
Horizontal					
Peak Detector					
208.480	-10.648	42.455	31.807	-11.693	43.500
305.480	-4.050	40.916	36.866	-9.134	46.000
458.740	3.150	35.674	38.824	-7.176	46.000
627.520	1.122	36.354	37.476	-8.524	46.000
780.780	5.028	34.300	39.328	-6.672	46.000
934.040	6.726	29.870	36.596	-9.404	46.000
Vertical					
Peak Detector					
206.540	-5.676	37.168	31.492	-12.008	43.500
334.580	-2.414	39.539	37.125	-8.875	46.000
458.740	-2.710	37.818	35.108	-10.892	46.000
594.540	-0.059	37.925	37.866	-8.134	46.000
769.140	2.339	34.331	36.670	-9.330	46.000
932.100	3.197	28.610	31.807	-14.193	46.000

Note:

1. All Readings below 1GHz are Quasi-Peak, above 1GHz are performed with peak and/or average measurements as necessary.
2. Peak measurements: RBW = 1MHz, VBW = 3 MHz, Sweep: Auto.
3. Average measurements: RBW = 1MHz, VBW = 10 Hz, Sweep: Auto.
4. Measurement Level = Reading Level + Correct Factor.
5. Correct Factor = Antenna factor + Cable loss – Amplifier gain.
6. The average measurement was not performed when the peak measured data under the limit of average detection.
7. The emission levels of other frequencies are very lower than the limit and not show in test report.
8. No emission found between lowest internal used/generated frequency to 30MHz.

Product : Intel® Dual Band Wireless-AC 8260
Test Item : General Radiated Emission
Test Site : No.3 OATS
Test Mode : Mode 2 SISO B: Transmit (802.11a-6Mbps) (5580MHz)

Frequency	Correct	Reading	Measurement	Margin	Limit
MHz	Factor	Level	Level		
	dB	dBμV	dBμV/m	dB	dBμV/m
Horizontal					
Peak Detector					
225.940	-9.790	41.452	31.662	-14.338	46.000
340.400	-3.385	38.354	34.969	-11.031	46.000
474.260	2.130	35.257	37.387	-8.613	46.000
633.340	1.350	34.433	35.783	-10.217	46.000
784.660	5.292	33.083	38.375	-7.625	46.000
947.620	6.760	25.713	32.473	-13.527	46.000
Vertical					
Peak Detector					
208.480	-5.748	38.897	33.149	-10.351	43.500
332.640	-2.421	39.519	37.098	-8.902	46.000
450.980	-5.773	44.180	38.407	-7.593	46.000
617.820	0.749	36.800	37.549	-8.451	46.000
780.780	2.538	35.909	38.447	-7.553	46.000
939.860	3.180	28.390	31.570	-14.430	46.000

Note:

1. All Readings below 1GHz are Quasi-Peak, above 1GHz are performed with peak and/or average measurements as necessary.
2. Peak measurements: RBW = 1MHz, VBW = 3 MHz, Sweep: Auto.
3. Average measurements: RBW = 1MHz, VBW = 10 Hz, Sweep: Auto.
4. Measurement Level = Reading Level + Correct Factor.
5. Correct Factor = Antenna factor + Cable loss – Amplifier gain.
6. The average measurement was not performed when the peak measured data under the limit of average detection.
7. The emission levels of other frequencies are very lower than the limit and not show in test report.
8. No emission found between lowest internal used/generated frequency to 30MHz.

Product : Intel® Dual Band Wireless-AC 8260
Test Item : General Radiated Emission
Test Site : No.3 OATS
Test Mode : Mode 2 SISO B: Transmit (802.11n-20BW 7.2Mbps) (5220MHz)

Frequency MHz	Correct Factor dB	Reading Level dB μ V	Measurement Level dB μ V/m	Margin dB	Limit dB μ V/m
Horizontal					
Peak Detector					
220.120	-10.320	40.815	30.495	-15.505	46.000
326.820	-4.671	39.111	34.440	-11.560	46.000
468.440	3.386	35.288	38.674	-7.326	46.000
615.880	2.603	34.732	37.335	-8.665	46.000
798.240	6.167	31.330	37.497	-8.503	46.000
949.560	6.824	26.047	32.871	-13.129	46.000
Vertical					
Peak Detector					
224.000	-6.520	37.012	30.492	-15.508	46.000
369.500	-0.530	37.868	37.338	-8.662	46.000
511.120	0.600	37.410	38.010	-7.990	46.000
641.100	-2.080	37.568	35.488	-10.512	46.000
815.700	2.665	35.638	38.303	-7.697	46.000
937.920	2.887	26.905	29.792	-16.208	46.000

Note:

1. All Readings below 1GHz are Quasi-Peak, above 1GHz are performed with peak and/or average measurements as necessary.
2. Peak measurements: RBW = 1MHz, VBW = 3 MHz, Sweep: Auto.
3. Average measurements: RBW = 1MHz, VBW = 10 Hz, Sweep: Auto.
4. Measurement Level = Reading Level + Correct Factor.
5. Correct Factor = Antenna factor + Cable loss – Amplifier gain.
6. The average measurement was not performed when the peak measured data under the limit of average detection.
7. The emission levels of other frequencies are very lower than the limit and not show in test report.
8. No emission found between lowest internal used/generated frequency to 30MHz.

Product : Intel® Dual Band Wireless-AC 8260
Test Item : General Radiated Emission
Test Site : No.3 OATS
Test Mode : Mode 2 SISO B: Transmit (802.11n-20BW 7.2Mbps) (5300MHz)

Frequency	Correct	Reading	Measurement	Margin	Limit
MHz	Factor	Level	Level		
	dB	dBμV	dBμV/m	dB	dBμV/m
Horizontal					
Peak Detector					
224.000	-10.210	42.091	31.881	-14.119	46.000
375.320	0.816	36.268	37.083	-8.917	46.000
522.760	2.988	35.004	37.992	-8.008	46.000
676.020	2.675	35.074	37.749	-8.251	46.000
829.280	7.091	29.674	36.765	-9.235	46.000
963.140	6.822	27.180	34.002	-19.998	54.000
Vertical					
Peak Detector					
222.060	-6.626	36.953	30.326	-15.674	46.000
396.660	-2.120	38.026	35.905	-10.095	46.000
542.160	1.658	34.988	36.647	-9.353	46.000
679.900	1.058	35.960	37.018	-8.982	46.000
800.180	2.393	33.476	35.869	-10.131	46.000
961.200	3.110	29.600	32.710	-21.290	54.000

Note:

1. All Readings below 1GHz are Quasi-Peak, above 1GHz are performed with peak and/or average measurements as necessary.
2. Peak measurements: RBW = 1MHz, VBW = 3 MHz, Sweep: Auto.
3. Average measurements: RBW = 1MHz, VBW = 10 Hz, Sweep: Auto.
4. Measurement Level = Reading Level + Correct Factor.
5. Correct Factor = Antenna factor + Cable loss – Amplifier gain.
6. The average measurement was not performed when the peak measured data under the limit of average detection.
7. The emission levels of other frequencies are very lower than the limit and not show in test report.
8. No emission found between lowest internal used/generated frequency to 30MHz.

Product : Intel® Dual Band Wireless-AC 8260
Test Item : General Radiated Emission
Test Site : No.3 OATS
Test Mode : Mode 2 SISO B: Transmit (802.11n-20BW 7.2Mbps) (5580MHz)

Frequency MHz	Correct Factor dB	Reading Level dBμV	Measurement Level dBμV/m	Margin dB	Limit dBμV/m
Horizontal					
Peak Detector					
218.180	-10.376	41.536	31.160	-14.840	46.000
371.440	0.750	33.234	33.984	-12.016	46.000
524.700	2.950	36.038	38.988	-7.012	46.000
670.200	1.712	37.054	38.765	-7.235	46.000
837.040	5.720	30.469	36.189	-9.811	46.000
984.480	7.914	24.014	31.928	-22.072	54.000
Vertical					
Peak Detector					
251.160	-5.080	37.537	32.456	-13.544	46.000
385.020	-0.535	39.659	39.124	-6.876	46.000
515.000	-0.107	38.893	38.786	-7.214	46.000
676.020	0.285	36.906	37.191	-8.809	46.000
823.460	2.810	33.431	36.241	-9.759	46.000
957.320	2.810	29.680	32.490	-13.510	46.000

Note:

1. All Readings below 1GHz are Quasi-Peak, above 1GHz are performed with peak and/or average measurements as necessary.
2. Peak measurements: RBW = 1MHz, VBW = 3 MHz, Sweep: Auto.
3. Average measurements: RBW = 1MHz, VBW = 10 Hz, Sweep: Auto.
4. Measurement Level = Reading Level + Correct Factor.
5. Correct Factor = Antenna factor + Cable loss – Amplifier gain.
6. The average measurement was not performed when the peak measured data under the limit of average detection.
7. The emission levels of other frequencies are very lower than the limit and not show in test report.
8. No emission found between lowest internal used/generated frequency to 30MHz.

Product : Intel® Dual Band Wireless-AC 8260
Test Item : General Radiated Emission
Test Site : No.3 OATS
Test Mode : Mode 2 SISO B: Transmit (802.11n-40BW 15Mbps) (5190MHz)

Frequency	Correct	Reading	Measurement	Margin	Limit
MHz	Factor	Level	Level		
	dB	dBμV	dBμV/m	dB	dBμV/m
Horizontal					
Peak Detector					
222.060	-10.266	42.546	32.279	-13.721	46.000
359.800	-0.350	35.490	35.141	-10.859	46.000
489.780	1.326	37.325	38.651	-7.349	46.000
637.220	1.400	37.631	39.030	-6.970	46.000
790.480	6.131	31.509	37.640	-8.360	46.000
935.980	6.530	25.274	31.804	-14.196	46.000
Vertical					
Peak Detector					
212.360	-5.910	37.051	31.141	-12.359	43.500
338.460	-1.792	37.443	35.650	-10.350	46.000
509.180	0.616	35.068	35.685	-10.315	46.000
662.440	-1.151	38.883	37.732	-8.268	46.000
809.880	2.770	34.604	37.374	-8.626	46.000
947.620	3.020	28.547	31.567	-14.433	46.000

Note:

1. All Readings below 1GHz are Quasi-Peak, above 1GHz are performed with peak and/or average measurements as necessary.
2. Peak measurements: RBW = 1MHz, VBW = 3 MHz, Sweep: Auto.
3. Average measurements: RBW = 1MHz, VBW = 10 Hz, Sweep: Auto.
4. Measurement Level = Reading Level + Correct Factor.
5. Correct Factor = Antenna factor + Cable loss – Amplifier gain.
6. The average measurement was not performed when the peak measured data under the limit of average detection.
7. The emission levels of other frequencies are very lower than the limit and not show in test report.
8. No emission found between lowest internal used/generated frequency to 30MHz.

Product : Intel® Dual Band Wireless-AC 8260
Test Item : General Radiated Emission
Test Site : No.3 OATS
Test Mode : Mode 2 SISO B: Transmit (802.11n-40BW 15Mbps) (5270MHz)

Frequency	Correct	Reading	Measurement	Margin	Limit
MHz	Factor	Level	Level		
	dB	dBμV	dBμV/m	dB	dBμV/m
Horizontal					
Peak Detector					
229.820	-8.137	39.074	30.937	-15.063	46.000
371.440	0.750	34.737	35.487	-10.513	46.000
513.060	3.000	34.638	37.638	-8.362	46.000
662.440	1.729	36.803	38.532	-7.468	46.000
788.540	5.914	31.949	37.863	-8.137	46.000
930.160	7.291	25.076	32.367	-13.633	46.000
Vertical					
Peak Detector					
214.300	-6.018	38.211	32.192	-11.308	43.500
330.700	-2.408	39.864	37.456	-8.544	46.000
476.200	-3.628	41.053	37.425	-8.575	46.000
619.760	0.266	39.267	39.533	-6.467	46.000
757.500	2.279	36.489	38.768	-7.232	46.000
941.800	3.240	28.936	32.176	-13.824	46.000

Note:

1. All Readings below 1GHz are Quasi-Peak, above 1GHz are performed with peak and/or average measurements as necessary.
2. Peak measurements: RBW = 1MHz, VBW = 3 MHz, Sweep: Auto.
3. Average measurements: RBW = 1MHz, VBW = 10 Hz, Sweep: Auto.
4. Measurement Level = Reading Level + Correct Factor.
5. Correct Factor = Antenna factor + Cable loss – Amplifier gain.
6. The average measurement was not performed when the peak measured data under the limit of average detection.
7. The emission levels of other frequencies are very lower than the limit and not show in test report.
8. No emission found between lowest internal used/generated frequency to 30MHz.

Product : Intel® Dual Band Wireless-AC 8260
Test Item : General Radiated Emission
Test Site : No.3 OATS
Test Mode : Mode 2 SISO B: Transmit (802.11n-40BW 15Mbps) (5550MHz)

Frequency MHz	Correct Factor dB	Reading Level dBμV	Measurement Level dBμV/m	Margin dB	Limit dBμV/m
Horizontal					
Peak Detector					
225.940	-9.790	40.124	30.334	-15.666	46.000
357.860	-0.846	36.738	35.892	-10.108	46.000
495.600	1.288	36.055	37.343	-8.657	46.000
627.520	1.122	36.593	37.715	-8.285	46.000
784.660	5.292	31.209	36.501	-9.499	46.000
937.920	6.527	25.876	32.403	-13.597	46.000
Vertical					
Peak Detector					
210.420	-5.816	34.797	28.982	-14.518	43.500
307.420	-4.242	36.265	32.023	-13.977	46.000
431.580	-7.820	42.622	34.802	-11.198	46.000
598.420	0.884	37.508	38.392	-7.608	46.000
747.800	1.457	32.836	34.293	-11.707	46.000
914.640	-1.240	33.412	32.172	-13.828	46.000

Note:

1. All Readings below 1GHz are Quasi-Peak, above 1GHz are performed with peak and/or average measurements as necessary.
2. Peak measurements: RBW = 1MHz, VBW = 3 MHz, Sweep: Auto.
3. Average measurements: RBW = 1MHz, VBW = 10 Hz, Sweep: Auto.
4. Measurement Level = Reading Level + Correct Factor.
5. Correct Factor = Antenna factor + Cable loss – Amplifier gain.
6. The average measurement was not performed when the peak measured data under the limit of average detection.
7. The emission levels of other frequencies are very lower than the limit and not show in test report.
8. No emission found between lowest internal used/generated frequency to 30MHz.

Product : Intel® Dual Band Wireless-AC 8260
Test Item : General Radiated Emission
Test Site : No.3 OATS
Test Mode : Mode 2 SISO B: Transmit (802.11ac-20BW-7.2Mbps) (5720MHz)

Frequency MHz	Correct Factor dB	Reading Level dBμV	Measurement Level dBμV/m	Margin dB	Limit dBμV/m
Horizontal					
Peak Detector					
204.600	-10.664	43.214	32.550	-10.950	43.500
369.500	0.680	35.654	36.334	-9.666	46.000
518.880	3.010	34.989	37.999	-8.001	46.000
652.740	1.744	35.241	36.985	-9.015	46.000
817.640	6.450	30.684	37.134	-8.866	46.000
968.960	7.160	27.751	34.911	-19.089	54.000
Vertical					
Peak Detector					
212.360	-5.910	39.065	33.155	-10.345	43.500
336.520	-2.156	39.584	37.428	-8.572	46.000
501.420	-0.283	38.362	38.079	-7.921	46.000
660.500	-1.267	38.131	36.864	-9.136	46.000
809.880	2.770	35.032	37.802	-8.198	46.000
970.900	2.770	28.698	31.468	-22.532	54.000

Note:

1. All Readings below 1GHz are Quasi-Peak, above 1GHz are performed with peak and/or average measurements as necessary.
2. Peak measurements: RBW = 1MHz, VBW = 3 MHz, Sweep: Auto.
3. Average measurements: RBW = 1MHz, VBW = 10 Hz, Sweep: Auto.
4. Measurement Level = Reading Level + Correct Factor.
5. Correct Factor = Antenna factor + Cable loss – Amplifier gain.
6. The average measurement was not performed when the peak measured data under the limit of average detection.
7. The emission levels of other frequencies are very lower than the limit and not show in test report.
8. No emission found between lowest internal used/generated frequency to 30MHz.

Product : Intel® Dual Band Wireless-AC 8260
Test Item : General Radiated Emission
Test Site : No.3 OATS
Test Mode : Mode 2 SISO B: Transmit (802.11ac-40BW-15Mbps) (5710MHz)

Frequency	Correct	Reading	Measurement	Margin	Limit
MHz	Factor	Level	Level		
	dB	dBμV	dBμV/m	dB	dBμV/m
Horizontal					
Peak Detector					
200.720	-10.020	42.094	32.074	-11.426	43.500
313.240	-4.836	41.260	36.424	-9.576	46.000
437.400	0.692	38.647	39.339	-6.661	46.000
590.660	3.100	35.280	38.380	-7.620	46.000
755.560	4.833	32.645	37.478	-8.522	46.000
930.160	7.291	24.939	32.230	-13.770	46.000
Vertical					
Peak Detector					
202.660	-5.748	40.943	35.196	-8.304	43.500
334.580	-2.414	40.538	38.124	-7.876	46.000
472.320	-3.670	42.403	38.733	-7.267	46.000
608.120	1.950	37.529	39.479	-6.521	46.000
780.780	2.538	36.852	39.390	-6.610	46.000
949.560	2.944	28.172	31.116	-14.884	46.000

Note:

1. All Readings below 1GHz are Quasi-Peak, above 1GHz are performed with peak and/or average measurements as necessary.
2. Peak measurements: RBW = 1MHz, VBW = 3 MHz, Sweep: Auto.
3. Average measurements: RBW = 1MHz, VBW = 10 Hz, Sweep: Auto.
4. Measurement Level = Reading Level + Correct Factor.
5. Correct Factor = Antenna factor + Cable loss – Amplifier gain.
6. The average measurement was not performed when the peak measured data under the limit of average detection.
7. The emission levels of other frequencies are very lower than the limit and not show in test report.
8. No emission found between lowest internal used/generated frequency to 30MHz.

Product : Intel® Dual Band Wireless-AC 8260
Test Item : General Radiated Emission
Test Site : No.3 OATS
Test Mode : Mode 2 SISO B: Transmit (802.11ac-80BW-32.5Mbps) (5210MHz)

Frequency	Correct	Reading	Measurement	Margin	Limit
MHz	Factor	Level	Level		
	dB	dBμV	dBμV/m	dB	dBμV/m
Horizontal					
Peak Detector					
214.300	-10.488	43.461	32.972	-10.528	43.500
371.440	0.750	37.539	38.289	-7.711	46.000
489.780	1.326	37.002	38.328	-7.672	46.000
610.060	3.433	34.624	38.057	-7.943	46.000
786.600	5.594	32.204	37.799	-8.201	46.000
957.320	6.410	29.591	36.001	-9.999	46.000
Vertical					
Peak Detector					
206.540	-5.676	38.492	32.816	-10.684	43.500
332.640	-2.421	40.563	38.142	-7.858	46.000
526.640	0.960	36.078	37.038	-8.962	46.000
658.560	-1.934	39.230	37.296	-8.704	46.000
813.760	2.620	34.163	36.783	-9.217	46.000
967.020	3.695	28.252	31.947	-22.053	54.000

Note:

1. All Readings below 1GHz are Quasi-Peak, above 1GHz are performed with peak and/or average measurements as necessary.
2. Peak measurements: RBW = 1MHz, VBW = 3 MHz, Sweep: Auto.
3. Average measurements: RBW = 1MHz, VBW = 10 Hz, Sweep: Auto.
4. Measurement Level = Reading Level + Correct Factor.
5. Correct Factor = Antenna factor + Cable loss – Amplifier gain.
6. The average measurement was not performed when the peak measured data under the limit of average detection.
7. The emission levels of other frequencies are very lower than the limit and not show in test report.
8. No emission found between lowest internal used/generated frequency to 30MHz.

Product : Intel® Dual Band Wireless-AC 8260
Test Item : General Radiated Emission
Test Site : No.3 OATS
Test Mode : Mode 2 SISO B: Transmit (802.11ac-80BW-32.5Mbps) (5290MHz)

Frequency	Correct	Reading	Measurement	Margin	Limit
MHz	Factor	Level	Level		
	dB	dBμV	dBμV/m	dB	dBμV/m
Horizontal					
Peak Detector					
204.600	-10.664	47.092	36.428	-7.072	43.500
394.720	0.600	34.776	35.376	-10.624	46.000
507.240	2.340	35.516	37.856	-8.144	46.000
639.160	0.880	35.676	36.556	-9.444	46.000
780.780	5.028	32.502	37.530	-8.470	46.000
943.740	6.630	26.518	33.148	-12.852	46.000
Vertical					
Peak Detector					
202.660	-5.748	38.659	32.912	-10.588	43.500
342.340	-1.080	38.812	37.732	-8.268	46.000
515.000	-0.107	37.911	37.804	-8.196	46.000
662.440	-1.151	39.211	38.060	-7.940	46.000
790.480	2.461	35.162	37.623	-8.377	46.000
941.800	3.240	27.728	30.968	-15.032	46.000

Note:

1. All Readings below 1GHz are Quasi-Peak, above 1GHz are performed with peak and/or average measurements as necessary.
2. Peak measurements: RBW = 1MHz, VBW = 3 MHz, Sweep: Auto.
3. Average measurements: RBW = 1MHz, VBW = 10 Hz, Sweep: Auto.
4. Measurement Level = Reading Level + Correct Factor.
5. Correct Factor = Antenna factor + Cable loss – Amplifier gain.
6. The average measurement was not performed when the peak measured data under the limit of average detection.
7. The emission levels of other frequencies are very lower than the limit and not show in test report.
8. No emission found between lowest internal used/generated frequency to 30MHz.

Product : Intel® Dual Band Wireless-AC 8260
Test Item : General Radiated Emission
Test Site : No.3 OATS
Test Mode : Mode 2 SISO B: Transmit (802.11ac-80BW-32.5Mbps) (5690MHz)

Frequency	Correct	Reading	Measurement	Margin	Limit
MHz	Factor	Level	Level		
	dB	dBμV	dBμV/m	dB	dBμV/m
Horizontal					
Peak Detector					
227.880	-8.908	45.183	36.276	-9.724	46.000
361.740	-0.126	39.007	38.881	-7.119	46.000
478.140	1.769	34.994	36.763	-9.237	46.000
631.400	1.085	35.435	36.520	-9.480	46.000
774.960	4.928	34.002	38.930	-7.070	46.000
947.620	6.760	25.602	32.362	-13.638	46.000
Vertical					
Peak Detector					
198.780	-5.880	40.806	34.926	-8.574	43.500
369.500	-0.530	38.470	37.940	-8.060	46.000
511.120	0.600	36.543	37.143	-8.857	46.000
666.320	-1.110	39.345	38.235	-7.765	46.000
802.120	2.720	34.176	36.896	-9.104	46.000
955.380	2.750	30.574	33.324	-12.676	46.000

Note:

1. All Readings below 1GHz are Quasi-Peak, above 1GHz are performed with peak and/or average measurements as necessary.
2. Peak measurements: RBW = 1MHz, VBW = 3 MHz, Sweep: Auto.
3. Average measurements: RBW = 1MHz, VBW = 10 Hz, Sweep: Auto.
4. Measurement Level = Reading Level + Correct Factor.
5. Correct Factor = Antenna factor + Cable loss – Amplifier gain.
6. The average measurement was not performed when the peak measured data under the limit of average detection.
7. The emission levels of other frequencies are very lower than the limit and not show in test report.
8. No emission found between lowest internal used/generated frequency to 30MHz.

Product : Intel® Dual Band Wireless-AC 8260
Test Item : General Radiated Emission
Test Site : No.3 OATS
Test Mode : Mode 3 MIMO: Transmit (802.11n-20BW 14.4Mbps) (5220MHz)

Frequency	Correct	Reading	Measurement	Margin	Limit
MHz	Factor	Level	Level		
	dB	dBμV	dBμV/m	dB	dBμV/m
Horizontal					
Peak Detector					
214.300	-10.488	40.806	30.317	-13.183	43.500
350.100	-1.432	36.047	34.615	-11.385	46.000
482.020	1.492	35.636	37.128	-8.872	46.000
648.860	1.584	35.126	36.710	-9.290	46.000
794.360	6.150	31.792	37.942	-8.058	46.000
959.260	6.440	28.214	34.654	-11.346	46.000
Vertical					
Peak Detector					
216.240	-6.206	38.314	32.108	-13.892	46.000
338.460	-1.792	36.977	35.184	-10.816	46.000
452.920	-5.006	43.254	38.248	-7.752	46.000
588.720	-2.430	39.673	37.243	-8.757	46.000
747.800	1.457	36.279	37.736	-8.264	46.000
932.100	3.197	29.501	32.698	-13.302	46.000

Note:

1. All Readings below 1GHz are Quasi-Peak, above 1GHz are performed with peak and/or average measurements as necessary.
2. Peak measurements: RBW = 1MHz, VBW = 3 MHz, Sweep: Auto.
3. Average measurements: RBW = 1MHz, VBW = 10 Hz, Sweep: Auto.
4. Measurement Level = Reading Level + Correct Factor.
5. Correct Factor = Antenna factor + Cable loss – Amplifier gain.
6. The average measurement was not performed when the peak measured data under the limit of average detection.
7. The emission levels of other frequencies are very lower than the limit and not show in test report.
8. No emission found between lowest internal used/generated frequency to 30MHz.

Product : Intel® Dual Band Wireless-AC 8260
Test Item : General Radiated Emission
Test Site : No.3 OATS
Test Mode : Mode 3 MIMO: Transmit (802.11n-20BW 14.4Mbps) (5300MHz)

Frequency	Correct	Reading	Measurement	Margin	Limit
MHz	Factor	Level	Level		
	dB	dBμV	dBμV/m	dB	dBμV/m
Horizontal					
Peak Detector					
204.600	-10.664	37.307	26.643	-16.857	43.500
305.480	-4.050	40.898	36.848	-9.152	46.000
410.240	-0.210	39.551	39.341	-6.659	46.000
592.600	3.204	34.240	37.444	-8.556	46.000
773.020	4.922	33.085	38.007	-7.993	46.000
908.820	6.060	29.707	35.767	-10.233	46.000
Vertical					
Peak Detector					
175.500	-1.990	32.011	30.021	-13.479	43.500
305.480	-4.230	37.025	32.795	-13.205	46.000
474.260	-3.650	40.614	36.964	-9.036	46.000
664.380	-1.134	39.705	38.571	-7.429	46.000
821.520	2.765	36.114	38.879	-7.121	46.000
961.200	3.110	30.361	33.471	-20.529	54.000

Note:

1. All Readings below 1GHz are Quasi-Peak, above 1GHz are performed with peak and/or average measurements as necessary.
2. Peak measurements: RBW = 1MHz, VBW = 3 MHz, Sweep: Auto.
3. Average measurements: RBW = 1MHz, VBW = 10 Hz, Sweep: Auto.
4. Measurement Level = Reading Level + Correct Factor.
5. Correct Factor = Antenna factor + Cable loss – Amplifier gain.
6. The average measurement was not performed when the peak measured data under the limit of average detection.
7. The emission levels of other frequencies are very lower than the limit and not show in test report.
8. No emission found between lowest internal used/generated frequency to 30MHz.

Product : Intel® Dual Band Wireless-AC 8260
Test Item : General Radiated Emission
Test Site : No.3 OATS
Test Mode : Mode 3 MIMO: Transmit (802.11n-20BW 14.4Mbps) (5580MHz)

Frequency MHz	Correct Factor dB	Reading Level dBμV	Measurement Level dBμV/m	Margin dB	Limit dBμV/m
Horizontal					
Peak Detector					
231.760	-8.351	40.501	32.150	-13.850	46.000
348.160	-1.459	38.990	37.531	-8.469	46.000
474.260	2.130	35.745	37.875	-8.125	46.000
625.580	1.225	37.563	38.788	-7.212	46.000
767.200	4.882	34.877	39.759	-6.241	46.000
922.400	6.425	27.085	33.510	-12.490	46.000
Vertical					
Peak Detector					
212.360	-5.910	38.223	32.313	-11.187	43.500
352.040	-1.422	35.395	33.974	-12.026	46.000
524.700	0.940	35.686	36.626	-9.374	46.000
652.740	-3.256	40.430	37.174	-8.826	46.000
788.540	2.484	33.105	35.589	-10.411	46.000
951.500	2.873	29.506	32.379	-13.621	46.000

Note:

1. All Readings below 1GHz are Quasi-Peak, above 1GHz are performed with peak and/or average measurements as necessary.
2. Peak measurements: RBW = 1MHz, VBW = 3 MHz, Sweep: Auto.
3. Average measurements: RBW = 1MHz, VBW = 10 Hz, Sweep: Auto.
4. Measurement Level = Reading Level + Correct Factor.
5. Correct Factor = Antenna factor + Cable loss – Amplifier gain.
6. The average measurement was not performed when the peak measured data under the limit of average detection.
7. The emission levels of other frequencies are very lower than the limit and not show in test report.
8. No emission found between lowest internal used/generated frequency to 30MHz.

Product : Intel® Dual Band Wireless-AC 8260
Test Item : General Radiated Emission
Test Site : No.3 OATS
Test Mode : Mode 3 MIMO: Transmit (802.11n-40BW 30Mbps) (5190MHz)

Frequency	Correct	Reading	Measurement	Margin	Limit
MHz	Factor	Level	Level		
	dB	dBμV	dBμV/m	dB	dBμV/m
Horizontal					
Peak Detector					
216.240	-10.426	39.321	28.895	-17.105	46.000
330.700	-4.448	38.460	34.012	-11.988	46.000
454.860	1.611	38.256	39.867	-6.133	46.000
590.660	3.100	36.563	39.663	-6.337	46.000
724.520	3.650	34.701	38.351	-7.649	46.000
924.340	6.349	24.435	30.784	-15.216	46.000
Vertical					
Peak Detector					
212.360	-5.910	40.262	34.352	-9.148	43.500
336.520	-2.156	36.714	34.558	-11.442	46.000
456.800	-3.473	40.297	36.824	-9.176	46.000
612.000	1.720	37.041	38.761	-7.239	46.000
773.020	2.182	36.776	38.958	-7.042	46.000
934.040	2.756	31.890	34.646	-11.354	46.000

Note:

1. All Readings below 1GHz are Quasi-Peak, above 1GHz are performed with peak and/or average measurements as necessary.
2. Peak measurements: RBW = 1MHz, VBW = 3 MHz, Sweep: Auto.
3. Average measurements: RBW = 1MHz, VBW = 10 Hz, Sweep: Auto.
4. Measurement Level = Reading Level + Correct Factor.
5. Correct Factor = Antenna factor + Cable loss – Amplifier gain.
6. The average measurement was not performed when the peak measured data under the limit of average detection.
7. The emission levels of other frequencies are very lower than the limit and not show in test report.
8. No emission found between lowest internal used/generated frequency to 30MHz.

Product : Intel® Dual Band Wireless-AC 8260
Test Item : General Radiated Emission
Test Site : No.3 OATS
Test Mode : Mode 3 MIMO: Transmit (802.11n-40BW 30Mbps) (5270MHz)

Frequency	Correct	Reading	Measurement	Margin	Limit
MHz	Factor	Level	Level		
	dB	dBμV	dBμV/m	dB	dBμV/m
Horizontal					
Peak Detector					
206.540	-10.696	42.032	31.336	-12.164	43.500
313.240	-4.836	40.596	35.760	-10.240	46.000
421.880	-0.360	39.885	39.525	-6.475	46.000
608.120	3.700	34.172	37.872	-8.128	46.000
757.500	4.899	32.964	37.863	-8.137	46.000
934.040	6.726	24.908	31.634	-14.366	46.000
Vertical					
Peak Detector					
202.660	-5.748	39.570	33.823	-9.677	43.500
352.040	-1.422	38.054	36.633	-9.367	46.000
534.400	1.078	36.726	37.804	-8.196	46.000
687.660	2.124	37.846	39.970	-6.030	46.000
807.940	3.109	34.403	37.512	-8.488	46.000
947.620	3.020	31.358	34.378	-11.622	46.000

Note:

1. All Readings below 1GHz are Quasi-Peak, above 1GHz are performed with peak and/or average measurements as necessary.
2. Peak measurements: RBW = 1MHz, VBW = 3 MHz, Sweep: Auto.
3. Average measurements: RBW = 1MHz, VBW = 10 Hz, Sweep: Auto.
4. Measurement Level = Reading Level + Correct Factor.
5. Correct Factor = Antenna factor + Cable loss – Amplifier gain.
6. The average measurement was not performed when the peak measured data under the limit of average detection.
7. The emission levels of other frequencies are very lower than the limit and not show in test report.
8. No emission found between lowest internal used/generated frequency to 30MHz.

Product : Intel® Dual Band Wireless-AC 8260
Test Item : General Radiated Emission
Test Site : No.3 OATS
Test Mode : Mode 3 MIMO: Transmit (802.11n-40BW 30Mbps) (5550MHz)

Frequency MHz	Correct Factor dB	Reading Level dBμV	Measurement Level dBμV/m	Margin dB	Limit dBμV/m
Horizontal					
Peak Detector					
210.420	-10.586	42.398	31.813	-11.687	43.500
328.760	-4.644	38.946	34.302	-11.698	46.000
452.920	1.144	36.056	37.200	-8.800	46.000
579.020	3.199	34.951	38.150	-7.850	46.000
722.580	3.640	33.506	37.146	-8.854	46.000
885.540	6.251	26.545	32.796	-13.204	46.000
Vertical					
Peak Detector					
206.540	-5.676	35.387	29.711	-13.789	43.500
353.980	-1.250	32.663	31.413	-14.587	46.000
503.360	-0.270	37.187	36.917	-9.083	46.000
639.160	-1.540	38.270	36.730	-9.270	46.000
771.080	2.545	34.668	37.213	-8.787	46.000
930.160	3.591	28.085	31.676	-14.324	46.000

Note:

1. All Readings below 1GHz are Quasi-Peak, above 1GHz are performed with peak and/or average measurements as necessary.
2. Peak measurements: RBW = 1MHz, VBW = 3 MHz, Sweep: Auto.
3. Average measurements: RBW = 1MHz, VBW = 10 Hz, Sweep: Auto.
4. Measurement Level = Reading Level + Correct Factor.
5. Correct Factor = Antenna factor + Cable loss – Amplifier gain.
6. The average measurement was not performed when the peak measured data under the limit of average detection.
7. The emission levels of other frequencies are very lower than the limit and not show in test report.
8. No emission found between lowest internal used/generated frequency to 30MHz.

Product : Intel® Dual Band Wireless-AC 8260
Test Item : General Radiated Emission
Test Site : No.3 OATS
Test Mode : Mode 3 MIMO: Transmit (802.11ac-20BW-14.4Mbps) (5720MHz)

Frequency	Correct	Reading	Measurement	Margin	Limit
MHz	Factor	Level	Level		
	dB	dBμV	dBμV/m	dB	dBμV/m
Horizontal					
Peak Detector					
220.120	-10.320	43.315	32.995	-13.005	46.000
365.620	0.270	35.884	36.154	-9.846	46.000
516.940	3.010	34.038	37.048	-8.952	46.000
650.800	1.730	36.629	38.359	-7.641	46.000
809.880	6.010	30.192	36.202	-9.798	46.000
943.740	6.630	25.699	32.329	-13.671	46.000
Vertical					
Peak Detector					
225.940	-6.410	39.533	33.123	-12.877	46.000
365.620	0.170	37.325	37.495	-8.505	46.000
499.480	-0.379	38.532	38.153	-7.847	46.000
641.100	-2.080	39.091	37.011	-8.989	46.000
786.600	2.494	35.951	38.446	-7.554	46.000
949.560	2.944	29.547	32.491	-13.509	46.000

Note:

1. All Readings below 1GHz are Quasi-Peak, above 1GHz are performed with peak and/or average measurements as necessary.
2. Peak measurements: RBW = 1MHz, VBW = 3 MHz, Sweep: Auto.
3. Average measurements: RBW = 1MHz, VBW = 10 Hz, Sweep: Auto.
4. Measurement Level = Reading Level + Correct Factor.
5. Correct Factor = Antenna factor + Cable loss – Amplifier gain.
6. The average measurement was not performed when the peak measured data under the limit of average detection.
7. The emission levels of other frequencies are very lower than the limit and not show in test report.
8. No emission found between lowest internal used/generated frequency to 30MHz.

Product : Intel® Dual Band Wireless-AC 8260
Test Item : General Radiated Emission
Test Site : No.3 OATS
Test Mode : Mode 3 MIMO: Transmit (802.11ac-40BW-30Mbps) (5710MHz)

Frequency	Correct	Reading	Measurement	Margin	Limit
MHz	Factor	Level	Level		
	dB	dBμV	dBμV/m	dB	dBμV/m
Horizontal					
Peak Detector					
210.420	-10.586	42.952	32.367	-11.133	43.500
332.640	-4.061	40.513	36.452	-9.548	46.000
497.540	1.520	36.178	37.698	-8.302	46.000
633.340	1.350	35.934	37.284	-8.716	46.000
796.300	6.150	31.423	37.573	-8.427	46.000
955.380	6.390	25.763	32.153	-13.847	46.000
Vertical					
Peak Detector					
204.600	-5.644	38.398	32.754	-10.746	43.500
353.980	-1.250	39.706	38.456	-7.544	46.000
511.120	0.600	37.121	37.721	-8.279	46.000
652.740	-3.256	41.025	37.769	-8.231	46.000
809.880	2.770	34.818	37.588	-8.412	46.000
951.500	2.873	30.101	32.974	-13.026	46.000

Note:

1. All Readings below 1GHz are Quasi-Peak, above 1GHz are performed with peak and/or average measurements as necessary.
2. Peak measurements: RBW = 1MHz, VBW = 3 MHz, Sweep: Auto.
3. Average measurements: RBW = 1MHz, VBW = 10 Hz, Sweep: Auto.
4. Measurement Level = Reading Level + Correct Factor.
5. Correct Factor = Antenna factor + Cable loss – Amplifier gain.
6. The average measurement was not performed when the peak measured data under the limit of average detection.
7. The emission levels of other frequencies are very lower than the limit and not show in test report.
8. No emission found between lowest internal used/generated frequency to 30MHz.

Product : Intel® Dual Band Wireless-AC 8260
Test Item : General Radiated Emission
Test Site : No.3 OATS
Test Mode : Mode 3 MIMO: Transmit (802.11ac-80BW-65Mbps) (5210MHz)

Frequency	Correct	Reading	Measurement	Margin	Limit
MHz	Factor	Level	Level		
	dB	dBμV	dBμV/m	dB	dBμV/m
Horizontal					
Peak Detector					
198.780	-10.130	41.323	31.193	-12.307	43.500
334.580	-3.684	37.279	33.595	-12.405	46.000
458.740	3.150	34.405	37.555	-8.445	46.000
615.880	2.603	36.319	38.922	-7.078	46.000
794.360	6.150	31.462	37.612	-8.388	46.000
937.920	6.527	26.492	33.019	-12.981	46.000
Vertical					
Peak Detector					
214.300	-6.018	38.553	32.534	-10.966	43.500
330.700	-2.408	38.390	35.982	-10.018	46.000
462.620	-2.723	40.262	37.539	-8.461	46.000
608.120	1.950	34.467	36.417	-9.583	46.000
773.020	2.182	35.421	37.603	-8.397	46.000
963.140	3.382	29.046	32.428	-21.572	54.000

Note:

1. All Readings below 1GHz are Quasi-Peak, above 1GHz are performed with peak and/or average measurements as necessary.
2. Peak measurements: RBW = 1MHz, VBW = 3 MHz, Sweep: Auto.
3. Average measurements: RBW = 1MHz, VBW = 10 Hz, Sweep: Auto.
4. Measurement Level = Reading Level + Correct Factor.
5. Correct Factor = Antenna factor + Cable loss – Amplifier gain.
6. The average measurement was not performed when the peak measured data under the limit of average detection.
7. The emission levels of other frequencies are very lower than the limit and not show in test report.
8. No emission found between lowest internal used/generated frequency to 30MHz.

Product : Intel® Dual Band Wireless-AC 8260
Test Item : General Radiated Emission
Test Site : No.3 OATS
Test Mode : Mode 3 MIMO: Transmit (802.11ac-80BW-65Mbps) (5290MHz)

Frequency	Correct	Reading	Measurement	Margin	Limit
MHz	Factor	Level	Level		
	dB	dBμV	dBμV/m	dB	dBμV/m
Horizontal					
Peak Detector					
196.840	-10.490	41.822	31.332	-12.168	43.500
307.420	-4.332	42.979	38.647	-7.353	46.000
449.040	0.241	38.774	39.015	-6.985	46.000
606.180	3.970	34.603	38.573	-7.427	46.000
778.840	4.951	32.027	36.978	-9.022	46.000
957.320	6.410	30.567	36.977	-9.023	46.000
Vertical					
Peak Detector					
202.660	-5.748	37.119	31.372	-12.128	43.500
328.760	-2.574	38.795	36.221	-9.779	46.000
458.740	-2.710	39.942	37.232	-8.768	46.000
625.580	0.105	36.341	36.446	-9.554	46.000
782.720	2.524	36.012	38.536	-7.464	46.000
943.740	3.170	29.225	32.395	-13.605	46.000

Note:

1. All Readings below 1GHz are Quasi-Peak, above 1GHz are performed with peak and/or average measurements as necessary.
2. Peak measurements: RBW = 1MHz, VBW = 3 MHz, Sweep: Auto.
3. Average measurements: RBW = 1MHz, VBW = 10 Hz, Sweep: Auto.
4. Measurement Level = Reading Level + Correct Factor.
5. Correct Factor = Antenna factor + Cable loss – Amplifier gain.
6. The average measurement was not performed when the peak measured data under the limit of average detection.
7. The emission levels of other frequencies are very lower than the limit and not show in test report.
8. No emission found between lowest internal used/generated frequency to 30MHz.

Product : Intel® Dual Band Wireless-AC 8260
Test Item : General Radiated Emission
Test Site : No.3 OATS
Test Mode : Mode 3 MIMO: Transmit (802.11ac-80BW-65Mbps) (5690MHz)

Frequency	Correct	Reading	Measurement	Margin	Limit
MHz	Factor	Level	Level		
	dB	dBμV	dBμV/m	dB	dBμV/m
Horizontal					
Peak Detector					
216.240	-10.426	44.319	33.893	-12.107	46.000
371.440	0.750	36.214	36.964	-9.036	46.000
542.160	3.728	34.995	38.724	-7.276	46.000
674.080	2.550	34.903	37.453	-8.547	46.000
811.820	6.020	32.708	38.728	-7.272	46.000
963.140	6.822	24.489	31.311	-22.689	54.000
Vertical					
Peak Detector					
212.360	-5.910	39.325	33.415	-10.085	43.500
334.580	-2.414	38.147	35.733	-10.267	46.000
483.960	-2.812	40.614	37.802	-8.198	46.000
639.160	-1.540	38.661	37.121	-8.879	46.000
811.820	2.590	34.718	37.308	-8.692	46.000
957.320	2.810	28.763	31.573	-14.427	46.000

Note:

1. All Readings below 1GHz are Quasi-Peak, above 1GHz are performed with peak and/or average measurements as necessary.
2. Peak measurements: RBW = 1MHz, VBW = 3 MHz, Sweep: Auto.
3. Average measurements: RBW = 1MHz, VBW = 10 Hz, Sweep: Auto.
4. Measurement Level = Reading Level + Correct Factor.
5. Correct Factor = Antenna factor + Cable loss – Amplifier gain.
6. The average measurement was not performed when the peak measured data under the limit of average detection.
7. The emission levels of other frequencies are very lower than the limit and not show in test report.
8. No emission found between lowest internal used/generated frequency to 30MHz.

Product : Intel® Dual Band Wireless-AC 8260
Test Item : General Radiated Emission
Test Site : No.3 OATS
Test Mode : Mode 4 Beamforming: Transmit (802.11n-20BW 14.4Mbps) (5220MHz)

Frequency	Correct	Reading	Measurement	Margin	Limit
MHz	Factor	Level	Level		
	dB	dBμV	dBμV/m	dB	dBμV/m
Horizontal					
Peak Detector					
200.720	-10.020	41.479	31.459	-12.041	43.500
361.740	-0.126	35.389	35.263	-10.737	46.000
485.900	1.140	38.214	39.354	-6.646	46.000
635.280	1.620	37.319	38.939	-7.061	46.000
769.140	4.899	32.984	37.883	-8.117	46.000
916.580	6.215	24.006	30.221	-15.779	46.000
Vertical					
Peak Detector					
210.420	-5.816	38.382	32.567	-10.933	43.500
383.080	0.099	34.483	34.582	-11.418	46.000
528.580	0.970	35.143	36.113	-9.887	46.000
679.900	1.058	36.715	37.773	-8.227	46.000
792.420	2.447	34.687	37.134	-8.866	46.000
943.740	3.170	30.180	33.350	-12.650	46.000

Note:

1. All Readings below 1GHz are Quasi-Peak, above 1GHz are performed with peak and/or average measurements as necessary.
2. Peak measurements: RBW = 1MHz, VBW = 3 MHz, Sweep: Auto.
3. Average measurements: RBW = 1MHz, VBW = 10 Hz, Sweep: Auto.
4. Measurement Level = Reading Level + Correct Factor.
5. Correct Factor = Antenna factor + Cable loss – Amplifier gain.
6. The average measurement was not performed when the peak measured data under the limit of average detection.
7. The emission levels of other frequencies are very lower than the limit and not show in test report.
8. No emission found between lowest internal used/generated frequency to 30MHz.

Product : Intel® Dual Band Wireless-AC 8260
Test Item : General Radiated Emission
Test Site : No.3 OATS
Test Mode : Mode 4 Beamforming: Transmit (802.11n-20BW 14.4Mbps) (5300MHz)

Frequency	Correct	Reading	Measurement	Margin	Limit
MHz	Factor	Level	Level		
	dB	dBμV	dBμV/m	dB	dBμV/m
Horizontal					
Peak Detector					
220.120	-10.320	40.186	29.866	-16.134	46.000
353.980	-1.400	35.631	34.231	-11.769	46.000
482.020	1.492	38.312	39.804	-6.196	46.000
619.760	1.866	37.358	39.224	-6.776	46.000
778.840	4.951	34.189	39.140	-6.860	46.000
920.460	6.542	26.520	33.062	-12.938	46.000
Vertical					
Peak Detector					
179.380	-0.980	32.300	31.320	-12.180	43.500
342.340	-1.080	35.970	34.890	-11.110	46.000
516.940	0.190	39.518	39.708	-6.292	46.000
693.480	1.574	37.592	39.166	-6.834	46.000
837.040	1.310	37.198	38.508	-7.492	46.000
968.960	3.740	31.487	35.227	-18.773	54.000

Note:

1. All Readings below 1GHz are Quasi-Peak, above 1GHz are performed with peak and/or average measurements as necessary.
2. Peak measurements: RBW = 1MHz, VBW = 3 MHz, Sweep: Auto.
3. Average measurements: RBW = 1MHz, VBW = 10 Hz, Sweep: Auto.
4. Measurement Level = Reading Level + Correct Factor.
5. Correct Factor = Antenna factor + Cable loss – Amplifier gain.
6. The average measurement was not performed when the peak measured data under the limit of average detection.
7. The emission levels of other frequencies are very lower than the limit and not show in test report.
8. No emission found between lowest internal used/generated frequency to 30MHz.

Product : Intel® Dual Band Wireless-AC 8260
Test Item : General Radiated Emission
Test Site : No.3 OATS
Test Mode : Mode 4 Beamforming: Transmit (802.11n-20BW 14.4Mbps) (5580MHz)

Frequency MHz	Correct Factor dB	Reading Level dBμV	Measurement Level dBμV/m	Margin dB	Limit dBμV/m
Horizontal					
Peak Detector					
210.420	-10.586	38.479	27.894	-15.606	43.500
369.500	0.680	32.524	33.204	-12.796	46.000
487.840	1.224	37.204	38.427	-7.573	46.000
619.760	1.866	36.920	38.786	-7.214	46.000
788.540	5.914	32.503	38.417	-7.583	46.000
934.040	6.726	25.437	32.163	-13.837	46.000
Vertical					
Peak Detector					
214.300	-6.018	37.423	31.404	-12.096	43.500
369.500	-0.530	36.540	36.010	-9.990	46.000
501.420	-0.283	39.942	39.659	-6.341	46.000
660.500	-1.267	38.006	36.739	-9.261	46.000
809.880	2.770	34.685	37.455	-8.545	46.000
961.200	3.110	28.505	31.615	-22.385	54.000

Note:

1. All Readings below 1GHz are Quasi-Peak, above 1GHz are performed with peak and/or average measurements as necessary.
2. Peak measurements: RBW = 1MHz, VBW = 3 MHz, Sweep: Auto.
3. Average measurements: RBW = 1MHz, VBW = 10 Hz, Sweep: Auto.
4. Measurement Level = Reading Level + Correct Factor.
5. Correct Factor = Antenna factor + Cable loss – Amplifier gain.
6. The average measurement was not performed when the peak measured data under the limit of average detection.
7. The emission levels of other frequencies are very lower than the limit and not show in test report.
8. No emission found between lowest internal used/generated frequency to 30MHz.

Product : Intel® Dual Band Wireless-AC 8260
Test Item : General Radiated Emission
Test Site : No.3 OATS
Test Mode : Mode 4 Beamforming: Transmit (802.11n-40BW 30Mbps) (5190MHz)

Frequency	Correct	Reading	Measurement	Margin	Limit
MHz	Factor	Level	Level		
	dB	dBμV	dBμV/m	dB	dBμV/m
Horizontal					
Peak Detector					
262.800	-5.620	36.976	31.356	-14.644	46.000
400.540	0.868	35.939	36.807	-9.193	46.000
524.700	2.950	36.183	39.133	-6.867	46.000
637.220	1.400	37.017	38.416	-7.584	46.000
788.540	5.914	32.995	38.909	-7.091	46.000
926.280	6.592	24.162	30.754	-15.246	46.000
Vertical					
Peak Detector					
229.820	-6.277	40.062	33.785	-12.215	46.000
350.100	-1.412	38.622	37.210	-8.790	46.000
487.840	-2.466	42.052	39.585	-6.415	46.000
625.580	0.105	38.862	38.967	-7.033	46.000
804.060	3.120	34.444	37.564	-8.436	46.000
939.860	3.180	29.679	32.859	-13.141	46.000

Note:

1. All Readings below 1GHz are Quasi-Peak, above 1GHz are performed with peak and/or average measurements as necessary.
2. Peak measurements: RBW = 1MHz, VBW = 3 MHz, Sweep: Auto.
3. Average measurements: RBW = 1MHz, VBW = 10 Hz, Sweep: Auto.
4. Measurement Level = Reading Level + Correct Factor.
5. Correct Factor = Antenna factor + Cable loss – Amplifier gain.
6. The average measurement was not performed when the peak measured data under the limit of average detection.
7. The emission levels of other frequencies are very lower than the limit and not show in test report.
8. No emission found between lowest internal used/generated frequency to 30MHz.

Product : Intel® Dual Band Wireless-AC 8260
Test Item : General Radiated Emission
Test Site : No.3 OATS
Test Mode : Mode 4 Beamforming: Transmit (802.11n-40BW 30Mbps) (5270MHz)

Frequency	Correct	Reading	Measurement	Margin	Limit
MHz	Factor	Level	Level		
	dB	dBμV	dBμV/m	dB	dBμV/m
Horizontal					
Peak Detector					
208.480	-10.648	38.839	28.191	-15.309	43.500
340.400	-3.385	37.368	33.983	-12.017	46.000
454.860	1.611	36.846	38.457	-7.543	46.000
590.660	3.100	35.240	38.340	-7.660	46.000
782.720	5.154	30.856	36.010	-9.990	46.000
906.880	5.880	26.924	32.804	-13.196	46.000
Vertical					
Peak Detector					
214.300	-6.018	37.877	31.858	-11.642	43.500
353.980	-1.250	36.401	35.151	-10.849	46.000
493.660	-1.829	37.348	35.519	-10.481	46.000
668.260	-1.090	38.718	37.628	-8.372	46.000
821.520	2.765	35.399	38.164	-7.836	46.000
968.960	3.740	32.218	35.958	-18.042	54.000

Note:

1. All Readings below 1GHz are Quasi-Peak, above 1GHz are performed with peak and/or average measurements as necessary.
2. Peak measurements: RBW = 1MHz, VBW = 3 MHz, Sweep: Auto.
3. Average measurements: RBW = 1MHz, VBW = 10 Hz, Sweep: Auto.
4. Measurement Level = Reading Level + Correct Factor.
5. Correct Factor = Antenna factor + Cable loss – Amplifier gain.
6. The average measurement was not performed when the peak measured data under the limit of average detection.
7. The emission levels of other frequencies are very lower than the limit and not show in test report.
8. No emission found between lowest internal used/generated frequency to 30MHz.

Product : Intel® Dual Band Wireless-AC 8260
Test Item : General Radiated Emission
Test Site : No.3 OATS
Test Mode : Mode 4 Beamforming: Transmit (802.11n-40BW 30Mbps) (5550MHz)

Frequency MHz	Correct Factor dB	Reading Level dBμV	Measurement Level dBμV/m	Margin dB	Limit dBμV/m
Horizontal					
Peak Detector					
214.300	-10.488	42.882	32.393	-11.107	43.500
367.560	0.484	34.951	35.434	-10.566	46.000
485.900	1.140	37.196	38.336	-7.664	46.000
606.180	3.970	34.969	38.939	-7.061	46.000
747.800	3.707	34.577	38.284	-7.716	46.000
910.760	6.220	26.632	32.852	-13.148	46.000
Vertical					
Peak Detector					
210.420	-5.816	37.546	31.731	-11.769	43.500
348.160	-1.029	38.246	37.217	-8.783	46.000
501.420	-0.283	38.819	38.536	-7.464	46.000
648.860	-3.306	41.310	38.004	-7.996	46.000
825.400	2.740	35.487	38.227	-7.773	46.000
963.140	3.382	27.889	31.271	-22.729	54.000

Note:

1. All Readings below 1GHz are Quasi-Peak, above 1GHz are performed with peak and/or average measurements as necessary.
2. Peak measurements: RBW = 1MHz, VBW = 3 MHz, Sweep: Auto.
3. Average measurements: RBW = 1MHz, VBW = 10 Hz, Sweep: Auto.
4. Measurement Level = Reading Level + Correct Factor.
5. Correct Factor = Antenna factor + Cable loss – Amplifier gain.
6. The average measurement was not performed when the peak measured data under the limit of average detection.
7. The emission levels of other frequencies are very lower than the limit and not show in test report.
8. No emission found between lowest internal used/generated frequency to 30MHz.

Product : Intel® Dual Band Wireless-AC 8260
Test Item : General Radiated Emission
Test Site : No.3 OATS
Test Mode : Mode 4 Beamforming: Transmit (802.11ac-20BW-14.4Mbps) (5720MHz)

Frequency MHz	Correct Factor dB	Reading Level dBμV	Measurement Level dBμV/m	Margin dB	Limit dBμV/m
Horizontal					
Peak Detector					
198.780	-10.130	43.649	33.519	-9.981	43.500
311.300	-4.853	40.769	35.916	-10.084	46.000
452.920	1.144	37.845	38.989	-7.011	46.000
610.060	3.433	35.530	38.963	-7.037	46.000
782.720	5.154	33.410	38.564	-7.436	46.000
951.500	6.783	25.946	32.729	-13.271	46.000
Vertical					
Peak Detector					
222.060	-6.626	39.620	32.993	-13.007	46.000
357.860	-1.366	38.088	36.722	-9.278	46.000
495.600	-1.412	38.415	37.003	-8.997	46.000
633.340	-1.630	38.165	36.535	-9.465	46.000
800.180	2.393	34.559	36.952	-9.048	46.000
943.740	3.170	28.648	31.818	-14.182	46.000

Note:

1. All Readings below 1GHz are Quasi-Peak, above 1GHz are performed with peak and/or average measurements as necessary.
2. Peak measurements: RBW = 1MHz, VBW = 3 MHz, Sweep: Auto.
3. Average measurements: RBW = 1MHz, VBW = 10 Hz, Sweep: Auto.
4. Measurement Level = Reading Level + Correct Factor.
5. Correct Factor = Antenna factor + Cable loss – Amplifier gain.
6. The average measurement was not performed when the peak measured data under the limit of average detection.
7. The emission levels of other frequencies are very lower than the limit and not show in test report.
8. No emission found between lowest internal used/generated frequency to 30MHz.

Product : Intel® Dual Band Wireless-AC 8260
Test Item : General Radiated Emission
Test Site : No.3 OATS
Test Mode : Mode 4 Beamforming: Transmit (802.11ac-40BW-30Mbps) (5710MHz)

Frequency	Correct	Reading	Measurement	Margin	Limit
MHz	Factor	Level	Level		
	dB	dBμV	dBμV/m	dB	dBμV/m
Horizontal					
Peak Detector					
212.360	-10.540	42.095	31.555	-11.945	43.500
330.700	-4.448	41.581	37.133	-8.867	46.000
435.460	0.750	37.311	38.061	-7.939	46.000
592.600	3.204	34.708	37.912	-8.088	46.000
755.560	4.833	33.265	38.098	-7.902	46.000
922.400	6.425	24.624	31.049	-14.951	46.000
Vertical					
Peak Detector					
212.360	-5.910	40.217	34.307	-9.193	43.500
336.520	-2.156	39.412	37.256	-8.744	46.000
480.080	-3.560	41.486	37.926	-8.074	46.000
600.360	1.070	36.502	37.572	-8.428	46.000
753.620	2.522	35.016	37.539	-8.461	46.000
930.160	3.591	28.881	32.472	-13.528	46.000

Note:

1. All Readings below 1GHz are Quasi-Peak, above 1GHz are performed with peak and/or average measurements as necessary.
2. Peak measurements: RBW = 1MHz, VBW = 3 MHz, Sweep: Auto.
3. Average measurements: RBW = 1MHz, VBW = 10 Hz, Sweep: Auto.
4. Measurement Level = Reading Level + Correct Factor.
5. Correct Factor = Antenna factor + Cable loss – Amplifier gain.
6. The average measurement was not performed when the peak measured data under the limit of average detection.
7. The emission levels of other frequencies are very lower than the limit and not show in test report.
8. No emission found between lowest internal used/generated frequency to 30MHz.

Product : Intel® Dual Band Wireless-AC 8260
Test Item : General Radiated Emission
Test Site : No.3 OATS
Test Mode : Mode 4 Beamforming: Transmit (802.11ac-80BW-65Mbps) (5210MHz)

Frequency	Correct	Reading	Measurement	Margin	Limit
MHz	Factor	Level	Level		
	dB	dBμV	dBμV/m	dB	dBμV/m
Horizontal					
Peak Detector					
206.540	-10.696	42.311	31.615	-11.885	43.500
379.200	1.206	36.952	38.158	-7.842	46.000
503.360	1.810	34.038	35.848	-10.152	46.000
654.680	1.740	36.690	38.430	-7.570	46.000
790.480	6.131	32.824	38.955	-7.045	46.000
939.860	6.530	25.024	31.554	-14.446	46.000
Vertical					
Peak Detector					
214.300	-6.018	39.540	33.521	-9.979	43.500
353.980	-1.250	38.575	37.325	-8.675	46.000
485.900	-2.500	38.832	36.332	-9.668	46.000
643.040	-2.776	40.552	37.776	-8.224	46.000
807.940	3.109	34.016	37.125	-8.875	46.000
959.260	2.900	28.229	31.129	-14.871	46.000

Note:

1. All Readings below 1GHz are Quasi-Peak, above 1GHz are performed with peak and/or average measurements as necessary.
2. Peak measurements: RBW = 1MHz, VBW = 3 MHz, Sweep: Auto.
3. Average measurements: RBW = 1MHz, VBW = 10 Hz, Sweep: Auto.
4. Measurement Level = Reading Level + Correct Factor.
5. Correct Factor = Antenna factor + Cable loss – Amplifier gain.
6. The average measurement was not performed when the peak measured data under the limit of average detection.
7. The emission levels of other frequencies are very lower than the limit and not show in test report.
8. No emission found between lowest internal used/generated frequency to 30MHz.

Product : Intel® Dual Band Wireless-AC 8260
Test Item : General Radiated Emission
Test Site : No.3 OATS
Test Mode : Mode 4 Beamforming: Transmit (802.11ac-80BW-65Mbps) (5290MHz)

Frequency	Correct	Reading	Measurement	Margin	Limit
MHz	Factor	Level	Level		
	dB	dBμV	dBμV/m	dB	dBμV/m
Horizontal					
Peak Detector					
225.940	-9.790	44.040	34.250	-11.750	46.000
357.860	-0.846	37.593	36.747	-9.253	46.000
482.020	1.492	36.660	38.152	-7.848	46.000
617.820	2.229	35.982	38.211	-7.789	46.000
773.020	4.922	33.872	38.794	-7.206	46.000
935.980	6.530	24.822	31.352	-14.648	46.000
Vertical					
Peak Detector					
206.540	-5.676	38.362	32.686	-10.814	43.500
330.700	-2.408	39.223	36.815	-9.185	46.000
485.900	-2.500	39.089	36.589	-9.411	46.000
600.360	1.070	37.178	38.248	-7.752	46.000
776.900	1.840	36.615	38.455	-7.545	46.000
930.160	3.591	27.451	31.042	-14.958	46.000

Note:

1. All Readings below 1GHz are Quasi-Peak, above 1GHz are performed with peak and/or average measurements as necessary.
2. Peak measurements: RBW = 1MHz, VBW = 3 MHz, Sweep: Auto.
3. Average measurements: RBW = 1MHz, VBW = 10 Hz, Sweep: Auto.
4. Measurement Level = Reading Level + Correct Factor.
5. Correct Factor = Antenna factor + Cable loss – Amplifier gain.
6. The average measurement was not performed when the peak measured data under the limit of average detection.
7. The emission levels of other frequencies are very lower than the limit and not show in test report.
8. No emission found between lowest internal used/generated frequency to 30MHz.

Product : Intel® Dual Band Wireless-AC 8260
Test Item : General Radiated Emission
Test Site : No.3 OATS
Test Mode : Mode 4 Beamforming: Transmit (802.11ac-80BW-65Mbps) (5690MHz)

Frequency	Correct	Reading	Measurement	Margin	Limit
MHz	Factor	Level	Level		
	dB	dBμV	dBμV/m	dB	dBμV/m
Horizontal					
Peak Detector					
177.440	-10.990	40.842	29.852	-13.648	43.500
307.420	-4.332	39.828	35.496	-10.504	46.000
412.180	-0.263	38.026	37.763	-8.237	46.000
580.960	3.240	35.183	38.423	-7.577	46.000
765.260	4.876	33.695	38.571	-7.429	46.000
943.740	6.630	23.054	29.684	-16.316	46.000
Vertical					
Peak Detector					
177.440	-1.400	36.442	35.042	-8.458	43.500
288.020	-5.671	44.339	38.668	-7.332	46.000
472.320	-3.670	40.836	37.166	-8.834	46.000
627.520	-0.518	38.955	38.437	-7.563	46.000
809.880	2.770	36.124	38.894	-7.106	46.000
965.080	3.638	27.942	31.580	-22.420	54.000

Note:

1. All Readings below 1GHz are Quasi-Peak, above 1GHz are performed with peak and/or average measurements as necessary.
2. Peak measurements: RBW = 1MHz, VBW = 3 MHz, Sweep: Auto.
3. Average measurements: RBW = 1MHz, VBW = 10 Hz, Sweep: Auto.
4. Measurement Level = Reading Level + Correct Factor.
5. Correct Factor = Antenna factor + Cable loss – Amplifier gain.
6. The average measurement was not performed when the peak measured data under the limit of average detection.
7. The emission levels of other frequencies are very lower than the limit and not show in test report.
8. No emission found between lowest internal used/generated frequency to 30MHz.

6. Band Edge

6.1. Test Equipment

RF Conducted Measurement

The following test equipments are used during the band edge tests:

	Equipment	Manufacturer	Model No./Serial No.	Last Cal.
	Spectrum Analyzer	R&S	FSP40 / 100170	Jun, 2014
	Spectrum Analyzer	Agilent	E4407B / US39440758	Jun, 2014
X	Spectrum Analyzer	Agilent	N9010A / MY48030495	Apr., 2015

Note:

1. All equipments are calibrated with traceable calibrations. Each calibration is traceable to the national or international standards.
2. The test instruments marked with "X" are used to measure the final test results.

RF Radiated Measurement:

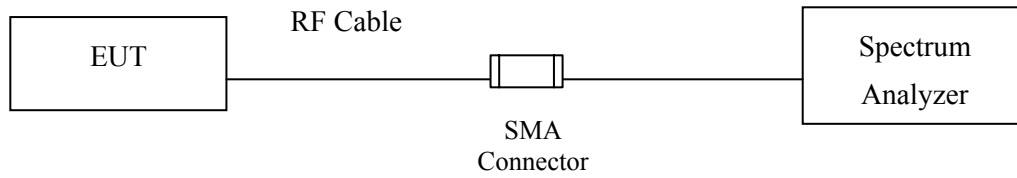
The following test equipments are used during the band edge tests:

Test Site		Equipment	Manufacturer	Model No./Serial No.	Last Cal.
☒ CB # 8	X	Spectrum Analyzer	R&S	FSP40/ 100339	Oct, 2014
	X	Horn Antenna	ETS-Lindgren	3117/ 35205	Mar, 2015
	X	Horn Antenna	Schwarzbeck	BBHA9170/209	Jan, 2015
	X	Horn Antenna	TRC	AH-0801/95051	Aug, 2014
	X	Pre-Amplifier	EMCI	EMC012630SE/980210	Jan, 2015
	X	Pre-Amplifier	MITEQ	JS41-001040000-58-5P/153945	Jul, 2014
	X	Pre-Amplifier	NARDA	DBL-1840N506/013	Jul, 2014

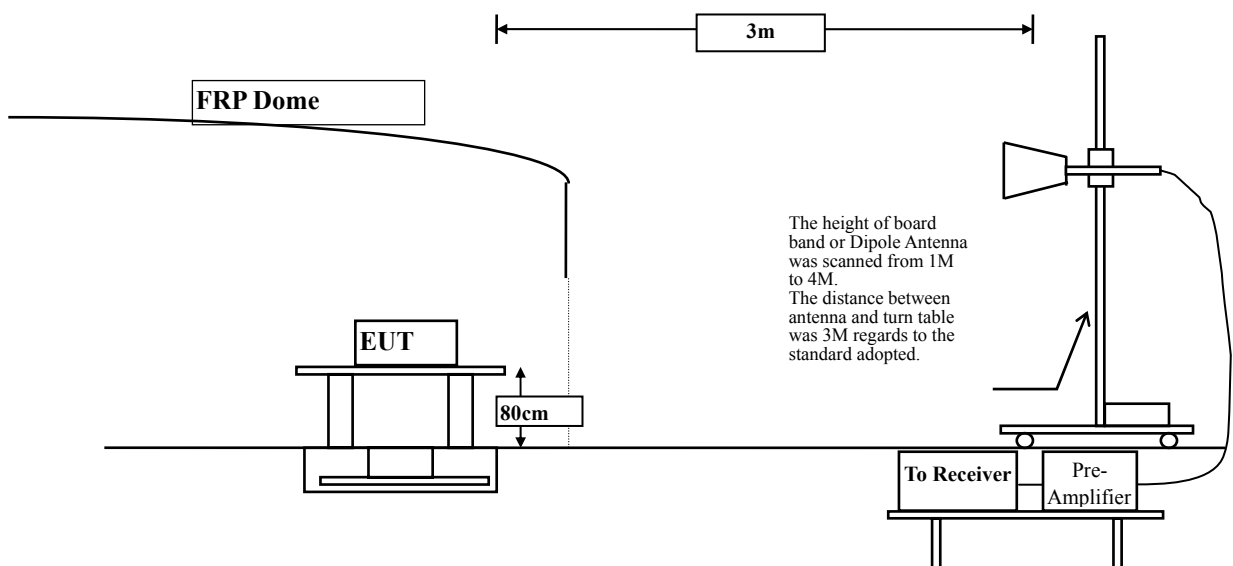
- Note:
1. All instruments are calibrated every one year.
 2. The test instruments marked by "X" are used to measure the final test results.

6.2. Test Setup

RF Conducted Measurement:



RF Radiated Measurement:



6.3. Limits

The provisions of Section 15.205 of this part apply to intentional radiators operating under this section.

Radiated emissions which fall in the restricted bands, as defined in Section 15.205, must also comply with the radiated emission limits specified in Section 15.209:

FCC Part 15 Subpart C Paragraph 15.209 Limits		
Frequency MHz	uV/m @3m	dBµV/m@3m
30-88	100	40
88-216	150	43.5
216-960	200	46
Above 960	500	54

Remarks :

1. RF Voltage (dBµV) = 20 log RF Voltage (uV)
2. In the Above Table, the tighter limit applies at the band edges.
3. Distance refers to the distance in meters between the measuring instrument antenna and the closed point of any part of the device or system.

6.4. Test Procedure

The EUT is placed on a turn table which is 0.8 meter above ground. The turn table can rotate 360 degrees to determine the position of the maximum emission level. The EUT was positioned such that the distance from antenna to the EUT was 3 meters.

The antenna can move up and down between 1 meter and 4 meters to find out the maximum emission level.

Both horizontal and vertical polarization of the antenna are set on measurement. In order to find the maximum emission, all of the interface cables must be manipulated according to ANSI C63.10:2009 on radiated measurement.

The bandwidth below 1GHz setting on the field strength meter is 120 kHz, above 1GHz are 1 MHz. The EUT was setup to ANSI C63.10, 2009; tested to UNII test procedure of FCC KDB-789033 for compliance to FCC 47CFR Subpart E requirements.

The bandwidth below 1GHz setting on the field strength meter is 120 kHz, above 1GHz are 1 MHz. The EUT was setup to ANSI C63.10: 2009; tested to NII test procedure of FCC KDB-789033 section H.)5.) and section H.)6.) for compliance to FCC 47CFR Subpart E requirements.

6.5. Uncertainty

± 3.8 dB below 1GHz

± 3.9 dB above 1GHz

6.6. Test Result of Band Edge

Product : Intel® Dual Band Wireless-AC 8260
Test Item : Band Edge Data
Test Site : No.3 OATS
Test Mode : Mode 1 SISO A: Transmit (802.11a-6Mbps)-Channel 36

RF Radiated Measurement (Horizontal):

Channel No.	Frequency (MHz)	Correct Factor (dB)	Reading Level (dBμV)	Emission Level (dBμV/m)	Peak Limit (dBμV/m)	Average Limit (dBμV/m)	Result
36 (Peak)	5147.400	3.350	59.171	62.521	74.00	54.00	Pass
36 (Peak)	5150.000	3.340	59.320	62.660	74.00	54.00	Pass
36 (Peak)	5183.600	3.221	95.002	98.223	--	--	--
36 (Average)	5150.000	3.340	44.914	48.254	74.00	54.00	Pass
36 (Average)	5183.600	3.221	83.940	87.161	--	--	--

Figure Channel 36: Horizontal (Peak)

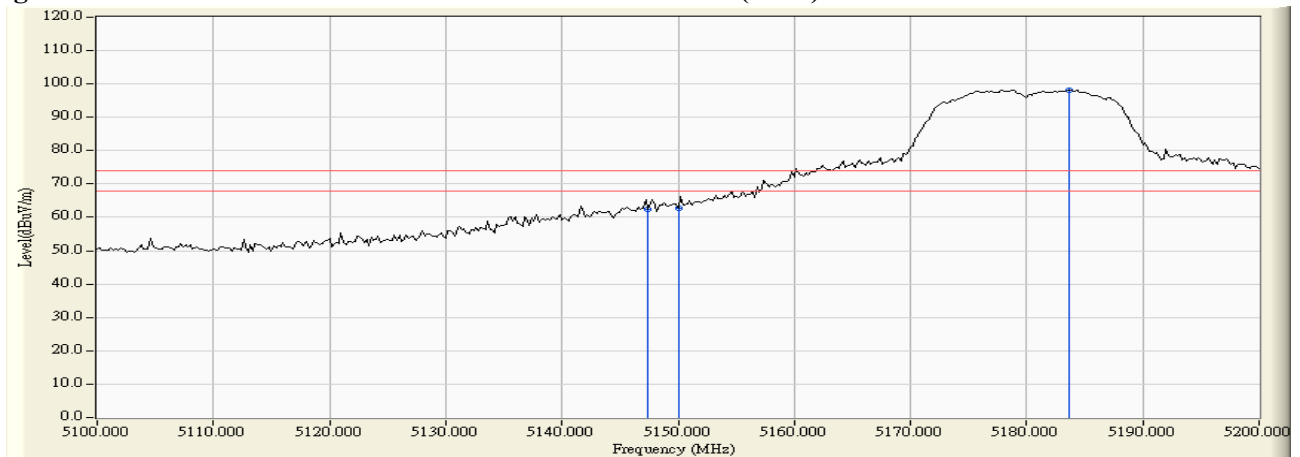
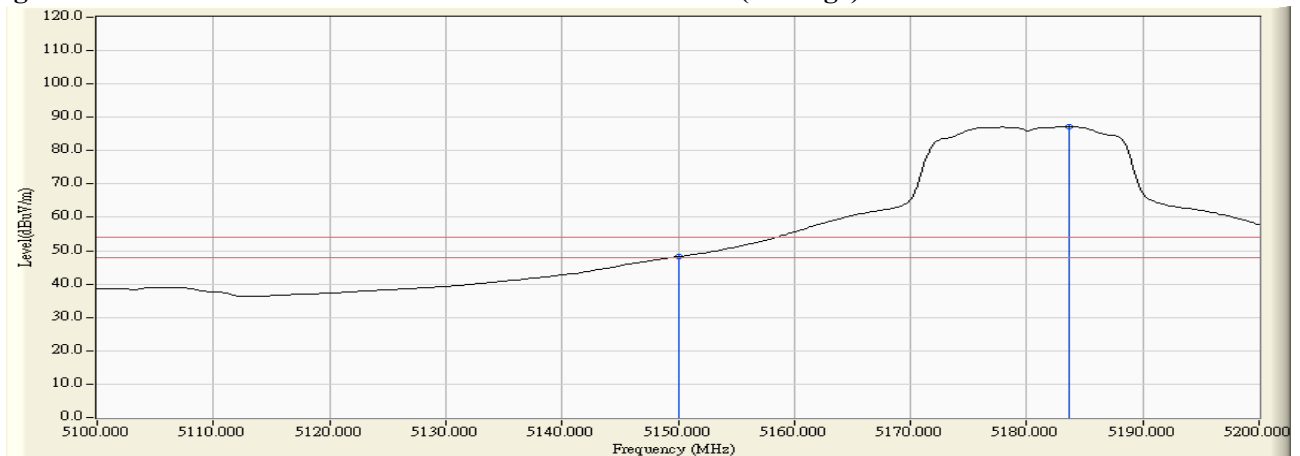


Figure Channel 36: Horizontal (Average)



- Note: 1. All readings above 1GHz are performed with peak and/or average measurements as necessary.
2. Peak measurements: RBW = 1MHz, VBW = 3 MHz, Sweep: Auto.
3. Average measurements: RBW = 1MHz, VBW = 10 Hz, Sweep: Auto.
4. “ * ”, means this data is the worst emission level.
5. Measurement Level = Reading Level + Correct Factor.
6. The average measurement was not performed when the peak measured data under the limit of average detection.

Product : Intel® Dual Band Wireless-AC 8260
Test Item : Band Edge Data
Test Site : No.3 OATS
Test Mode : Mode 1 SISO A: Transmit (802.11a-6Mbps)-Channel 36

RF Radiated Measurement (Vertical):

Channel No.	Frequency (MHz)	Correct Factor (dB)	Reading Level (dBμV)	Emission Level (dBμV/m)	Peak Limit (dBμV/m)	Average Limit (dBμV/m)	Result
36 (Peak)	5148.400	5.256	65.643	70.899	74.00	54.00	Pass
36 (Peak)	5150.000	5.260	65.570	70.830	74.00	54.00	Pass
36 (Peak)	5177.000	5.335	99.123	104.457	--	--	--
36 (Average)	5150.000	5.260	47.579	52.839	74.00	54.00	Pass
36 (Average)	5183.800	5.352	87.799	93.151	--	--	--

Figure Channel 36: Vertical (Peak)

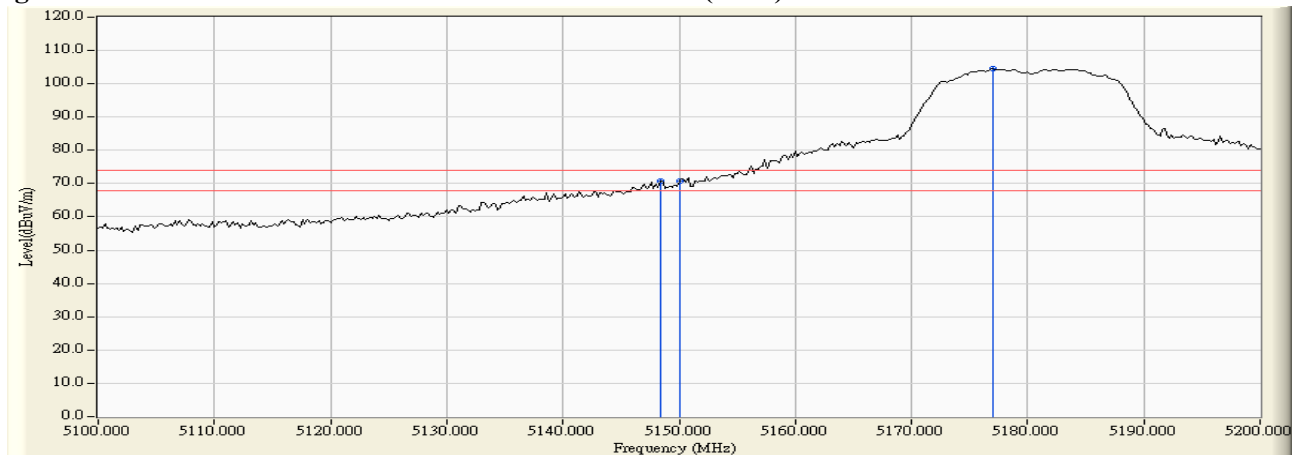
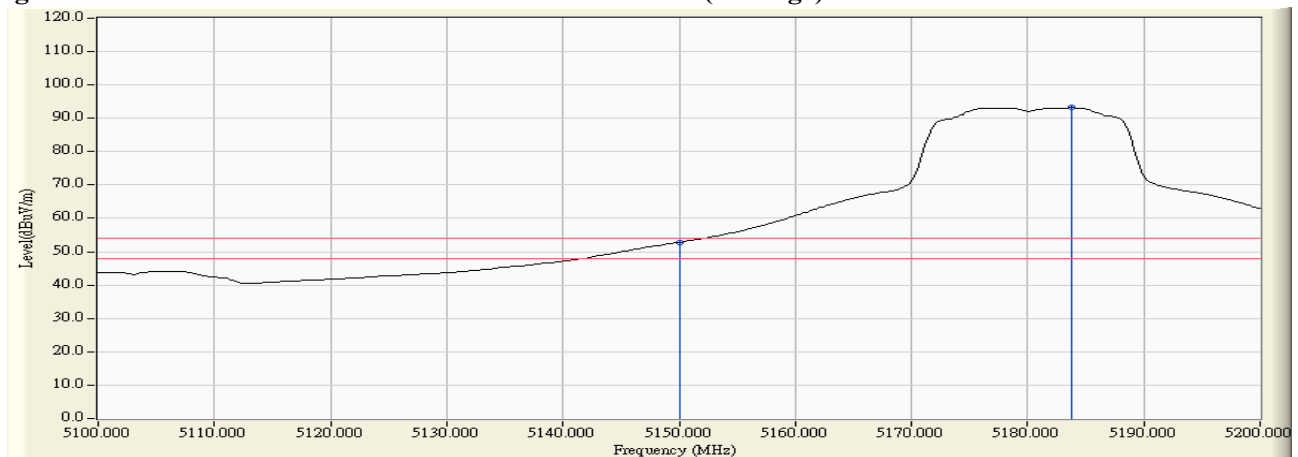


Figure Channel 36: Vertical (Average)



Note:

1. All readings above 1GHz are performed with peak and/or average measurements as necessary.
2. Peak measurements: RBW = 1MHz, VBW = 3 MHz, Sweep: Auto.
3. Average measurements: RBW = 1MHz, VBW = 10 Hz, Sweep: Auto.
4. “ * ”, means this data is the worst emission level.
5. Measurement Level = Reading Level + Correct Factor.
6. The average measurement was not performed when the peak measured data under the limit of average detection.

Product : Intel® Dual Band Wireless-AC 8260
Test Item : Band Edge Data
Test Site : No.3 OATS
Test Mode : Mode 1 SISO A: Transmit (802.11a-6Mbps) -Channel 64

RF Radiated Measurement (Horizontal):

Channel No.	Frequency (MHz)	Correct Factor (dB)	Reading Level (dBμV)	Emission Level (dBμV/m)	Peak Limit (dBμV/m)	Average Limit (dBμV/m)	Result
64 (Peak)	5323.600	3.801	102.318	106.119	--	--	--
64 (Peak)	5350.000	3.716	63.129	66.846	74.00	54.00	Pass
64 (Peak)	5351.400	3.712	63.313	67.025	74.00	54.00	Pass
64 (Average)	5323.200	3.802	91.499	95.301	--	--	--
64 (Average)	5350.000	3.716	45.686	49.403	74.00	54.00	Pass

Figure Channel 64: Horizontal (Peak)

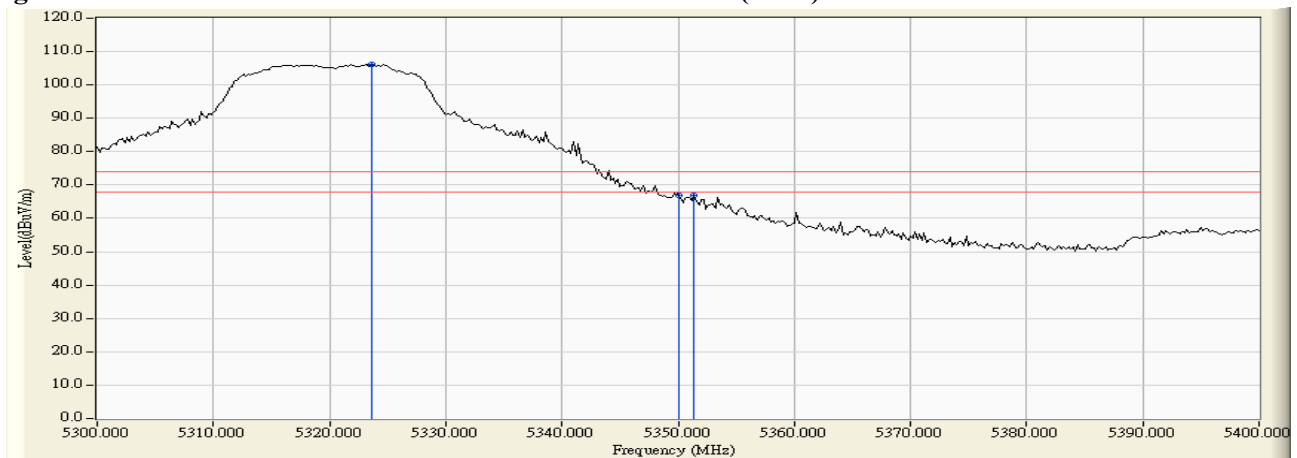
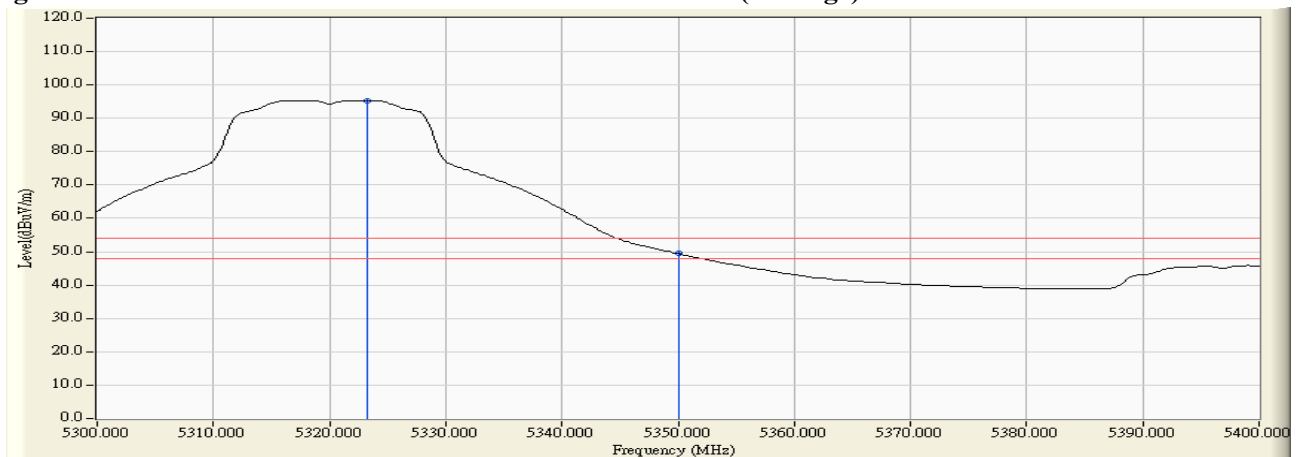


Figure Channel 64: Horizontal (Average)



Note:

1. All readings above 1GHz are performed with peak and/or average measurements as necessary.
2. Peak measurements: RBW = 1MHz, VBW = 3 MHz, Sweep: Auto.
3. Average measurements: RBW = 1MHz, VBW = 10 Hz, Sweep: Auto.
4. " * ", means this data is the worst emission level.
5. Measurement Level = Reading Level + Correct Factor.
6. The average measurement was not performed when the peak measured data under the limit of average detection.

Product : Intel® Dual Band Wireless-AC 8260
Test Item : Band Edge Data
Test Site : No.3 OATS
Test Mode : Mode 1 SISO A: Transmit (802.11a-6Mbps) -Channel 64

RF Radiated Measurement (Vertical):

Channel No.	Frequency (MHz)	Correct Factor (dB)	Reading Level (dBμV)	Emission Level (dBμV/m)	Peak Limit (dBμV/m)	Average Limit (dBμV/m)	Result
64 (Peak)	5317.800	5.732	104.112	109.844	--	--	--
64 (Peak)	5350.000	5.691	65.250	70.942	74.00	54.00	Pass
64 (Peak)	5352.800	5.688	66.220	71.908	74.00	54.00	Pass
64 (Average)	5317.800	5.732	92.617	98.349	--	--	--
64 (Average)	5350.000	5.691	47.824	53.516	74.00	54.00	Pass

Figure Channel 64: Vertical (Peak)

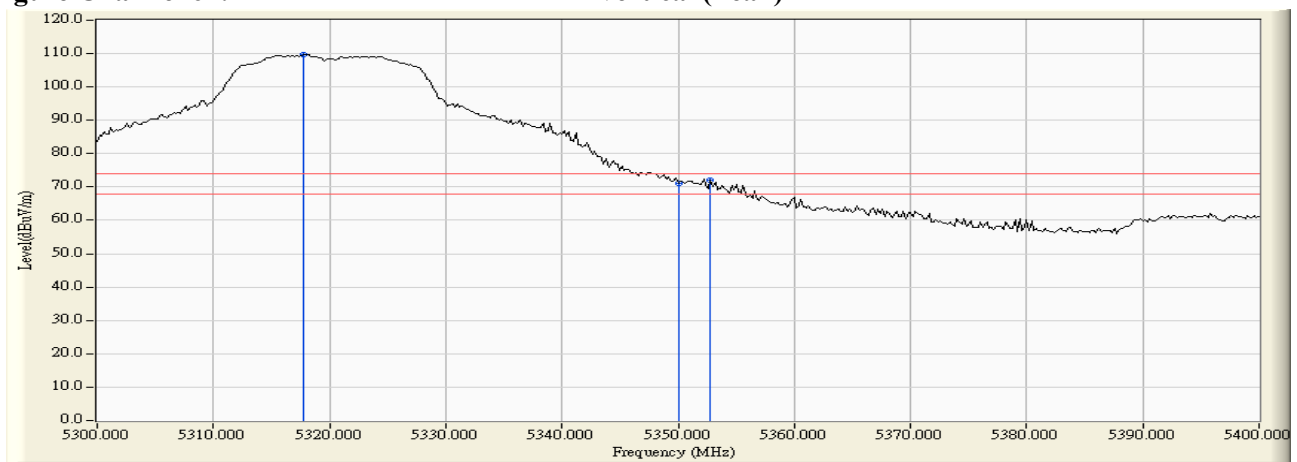
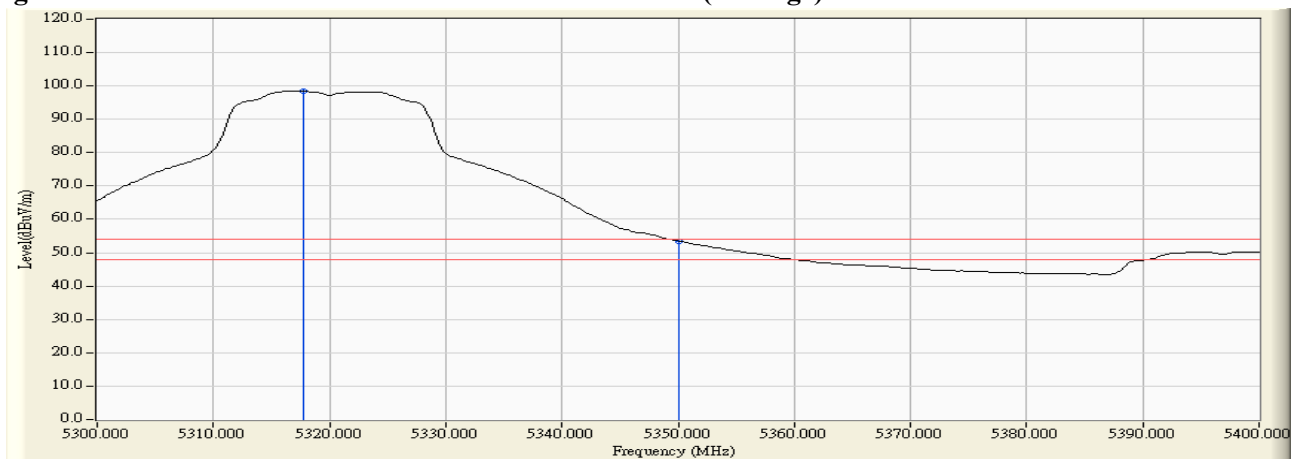


Figure Channel 64: Vertical (Average)



Note:

1. All readings above 1GHz are performed with peak and/or average measurements as necessary.
2. Peak measurements: RBW = 1MHz, VBW = 3 MHz, Sweep: Auto.
3. Average measurements: RBW = 1MHz, VBW = 10 Hz, Sweep: Auto.
4. “ * ”, means this data is the worst emission level.
5. Measurement Level = Reading Level + Correct Factor.
6. The average measurement was not performed when the peak measured data under the limit of average detection.

Product : Intel® Dual Band Wireless-AC 8260
Test Item : Band Edge Data
Test Site : No.3 OATS
Test Mode : Mode 1 SISO A: Transmit (802.11a-6Mbps) -Channel 100

RF Radiated Measurement (Horizontal):

Channel No.	Frequency (MHz)	Correct Factor (dB)	Reading Level (dBμV)	Emission Level (dBμV/m)	Peak Limit (dBμV/m)	Average Limit (dBμV/m)	Result
100 (Peak)	5460.000	4.354	59.685	64.039	74.00	54.00	Pass
100 (Peak)	5497.800	4.799	102.614	107.413	--	--	--
100 (Average)	5426.000	3.902	44.559	48.461	74.00	54.00	Pass
100 (Average)	5460.000	4.354	42.973	47.327	74.00	54.00	Pass
100 (Average)	5497.600	4.798	90.975	95.773	--	--	--

Figure Channel 100:

Horizontal (Peak)

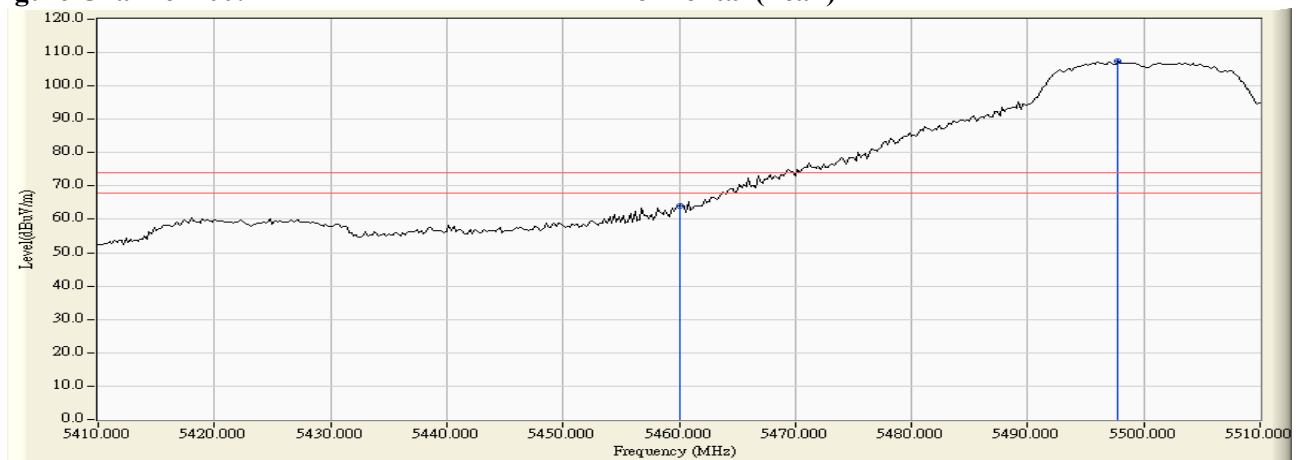
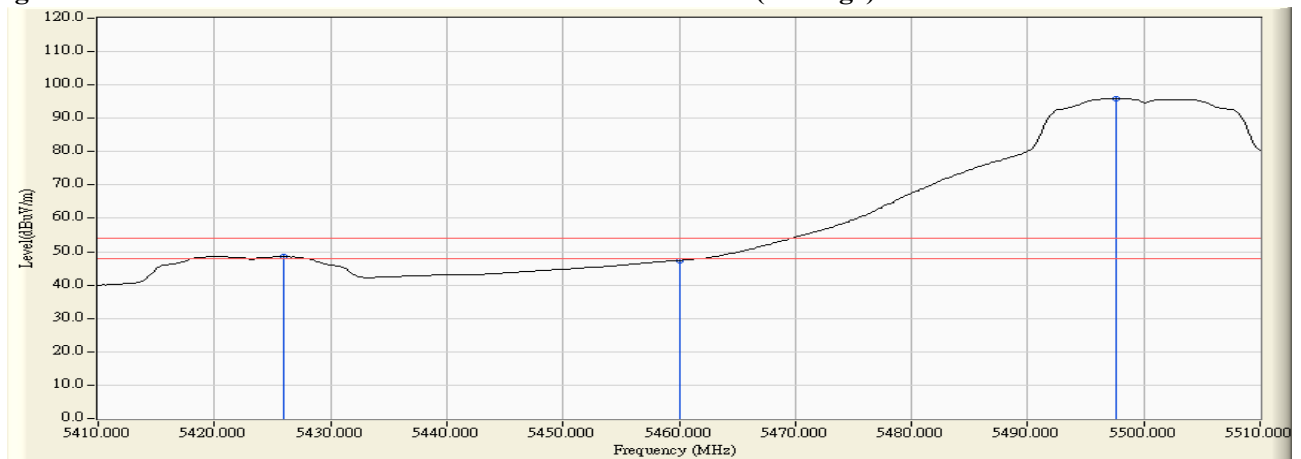


Figure Channel 100:

Horizontal (Average)



Note:

1. All readings above 1GHz are performed with peak and/or average measurements as necessary.
2. Peak measurements: RBW = 1MHz, VBW = 3 MHz, Sweep: Auto.
3. Average measurements: RBW = 1MHz, VBW = 10 Hz, Sweep: Auto.
4. “ * ”, means this data is the worst emission level.
5. Measurement Level = Reading Level + Correct Factor.
6. The average measurement was not performed when the peak measured data under the limit of average detection.

Product : Intel® Dual Band Wireless-AC 8260
Test Item : Band Edge Data
Test Site : No.3 OATS
Test Mode : Mode 1 SISO A: Transmit (802.11a-6Mbps) -Channel 100

RF Radiated Measurement (Vertical):

Channel No.	Frequency (MHz)	Correct Factor (dB)	Reading Level (dBμV)	Emission Level (dBμV/m)	Peak Limit (dBμV/m)	Average Limit (dBμV/m)	Result
100 (Peak)	5459.800	6.040	64.300	70.339	74.00	54.00	Pass
100 (Peak)	5460.000	6.041	62.958	68.999	74.00	54.00	Pass
100 (Peak)	5503.200	6.284	106.402	112.687	--	--	--
100 (Average)	5426.600	5.810	46.199	52.010	74.00	54.00	Pass
100 (Average)	5460.000	6.041	45.655	51.696	74.00	54.00	Pass
100 (Average)	5498.400	6.270	94.044	100.314	--	--	--

Figure Channel 100: Vertical (Peak)

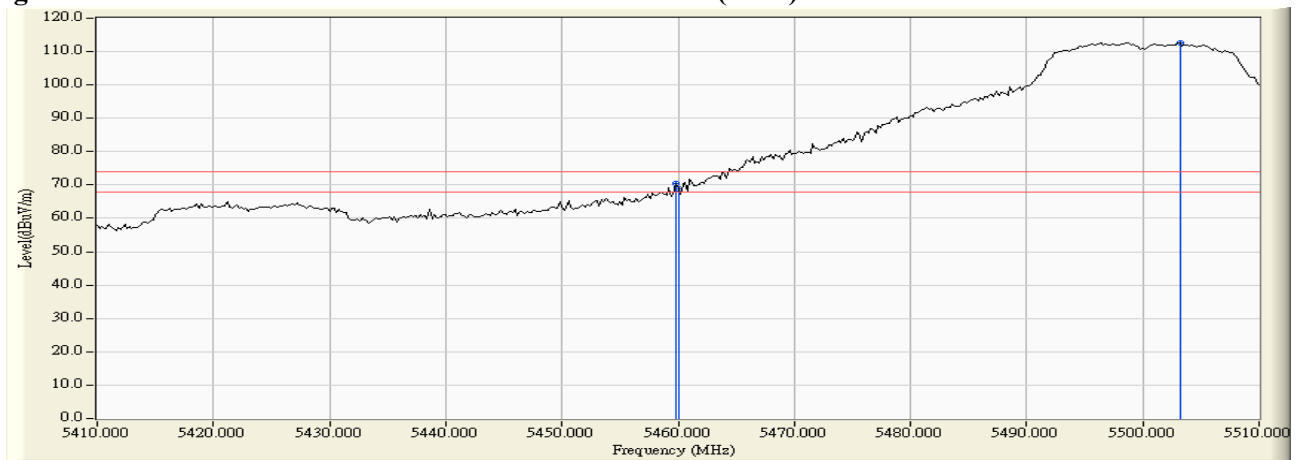
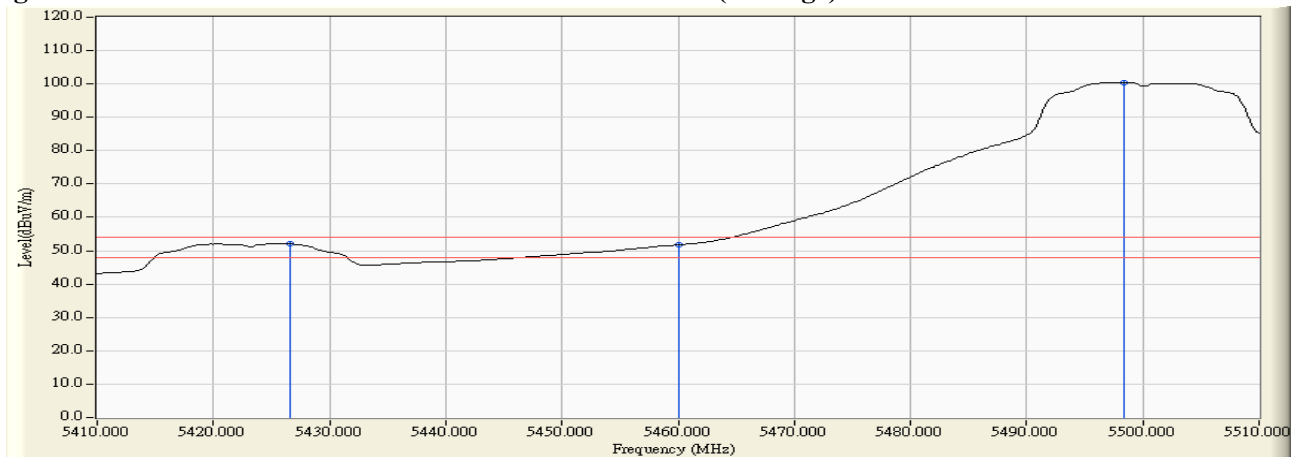


Figure Channel 100: Vertical (Average)



Note:

1. All readings above 1GHz are performed with peak and/or average measurements as necessary.
2. Peak measurements: RBW = 1MHz, VBW = 3 MHz, Sweep: Auto.
3. Average measurements: RBW = 1MHz, VBW = 10 Hz, Sweep: Auto.
4. “ * ”, means this data is the worst emission level.
5. Measurement Level = Reading Level + Correct Factor.
6. The average measurement was not performed when the peak measured data under the limit of average detection.

Product : Intel® Dual Band Wireless-AC 8260
 Test Item : Band Edge Data
 Test Site : No.3 OATS
 Test Mode : Mode 1 SISO A: Transmit (802.11a-6Mbps) -Channel 100

RF Radiated Measurement:

	Frequency (MHz)	Correct Factor (dB)	Reading Level (dBuV)	Measure Level (dBuV/m)	Margin (dB)	Limit (dBuV/m)	Result
Horizontal	5470.000	4.488	60.285	64.773	-3.447	68.220	Pass
Horizontal	5497.400	4.797	105.021	109.817	41.597	68.220	Pass

	Frequency (MHz)	Correct Factor (dB)	Reading Level (dBuV)	Measure Level (dBuV/m)	Margin (dB)	Limit (dBuV/m)	Result
Vertical	5470.000	6.112	58.147	64.258	-3.962	68.220	Pass
Vertical	5497.400	6.267	101.165	107.432	39.212	68.220	Pass

Product : Intel® Dual Band Wireless-AC 8260
 Test Item : Band Edge Data
 Test Site : No.3 OATS
 Test Mode : Mode 1 SISO A: Transmit (802.11a-6Mbps) -Channel 140

RF Radiated Measurement:

	Frequency (MHz)	Correct Factor (dB)	Reading Level (dBuV)	Measure Level (dBuV/m)	Margin (dB)	Limit (dBuV/m)	Result
Horizontal	5702.000	4.632	101.253	105.885	37.665	68.220	Pass
Horizontal	5725.000	4.654	63.359	68.013	-0.207	68.220	Pass

	Frequency (MHz)	Correct Factor (dB)	Reading Level (dBuV)	Measure Level (dBuV/m)	Margin (dB)	Limit (dBuV/m)	Result
Vertical	5696.600	5.978	97.690	103.668	35.448	68.220	Pass
Vertical	5725.000	5.992	59.387	65.380	-2.840	68.220	Pass

Product : Intel® Dual Band Wireless-AC 8260
Test Item : Band Edge Data
Test Site : No.3 OATS
Test Mode : Mode 1 SISO A: Transmit (802.11n-20BW 7.2Mbps) -Channel 36

RF Radiated Measurement (Horizontal):

Channel No.	Frequency (MHz)	Correct Factor (dB)	Reading Level (dBμV)	Emission Level (dBμV/m)	Peak Limit (dBμV/m)	Average Limit (dBμV/m)	Result
36 (Peak)	5149.200	3.343	62.946	66.289	74.00	54.00	Pass
36 (Peak)	5150.000	3.340	62.141	65.481	74.00	54.00	Pass
36 (Peak)	5178.800	3.238	100.615	103.853	--	--	--
36 (Average)	5150.000	3.340	42.969	46.309	74.00	54.00	Pass
36 (Average)	5178.400	3.240	89.477	92.717	--	--	--

Figure Channel 36: Horizontal (Peak)

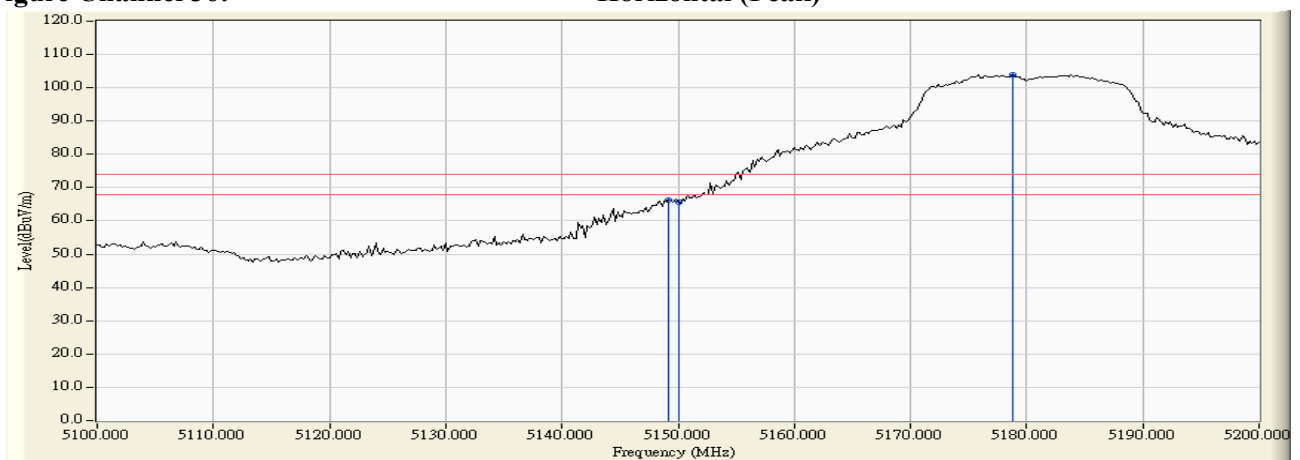
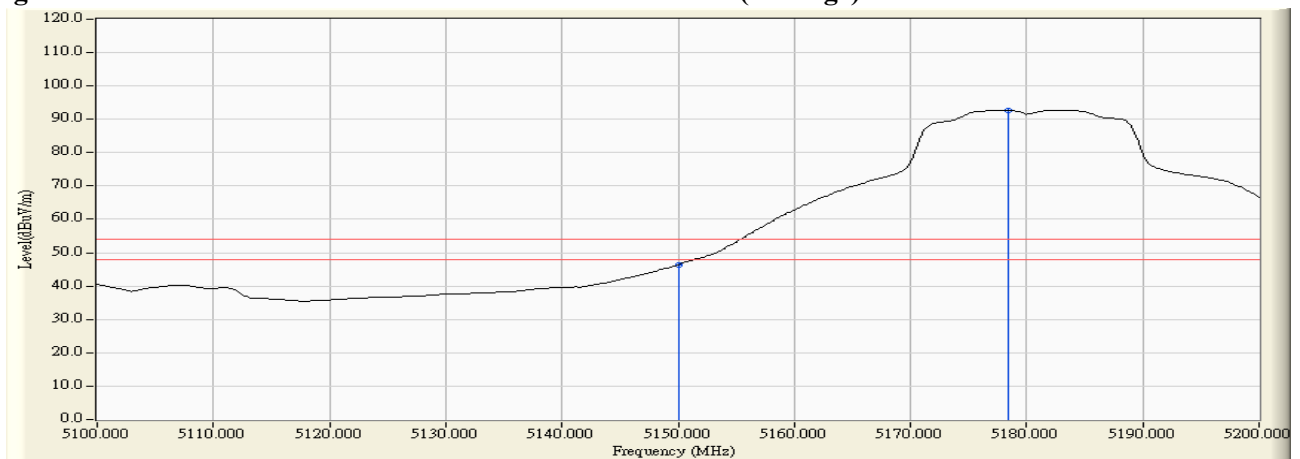


Figure Channel 36: Horizontal (Average)



Note:

1. All readings above 1GHz are performed with peak and/or average measurements as necessary.
2. Peak measurements: RBW = 1MHz, VBW = 3 MHz, Sweep: Auto.
3. Average measurements: RBW = 1MHz, VBW = 10 Hz, Sweep: Auto.
4. “ * ”, means this data is the worst emission level.
5. Measurement Level = Reading Level + Correct Factor.
6. The average measurement was not performed when the peak measured data under the limit of average detection.

Product : Intel® Dual Band Wireless-AC 8260
Test Item : Band Edge Data
Test Site : No.3 OATS
Test Mode : Mode 1 SISO A: Transmit (802.11n-20BW 7.2Mbps) -Channel 36

RF Radiated Measurement (Vertical):

Channel No.	Frequency (MHz)	Correct Factor (dB)	Reading Level (dBμV)	Emission Level (dBμV/m)	Peak Limit (dBμV/m)	Average Limit (dBμV/m)	Result
36 (Peak)	5148.600	5.256	67.744	73.000	74.00	54.00	Pass
36 (Peak)	5150.000	5.260	65.977	71.237	74.00	54.00	Pass
36 (Peak)	5178.400	5.337	104.909	110.246	--	--	--
36 (Average)	5150.000	5.260	47.439	52.699	74.00	54.00	Pass
36 (Average)	5177.800	5.335	93.249	98.585	--	--	--

Figure Channel 36: Vertical (Peak)

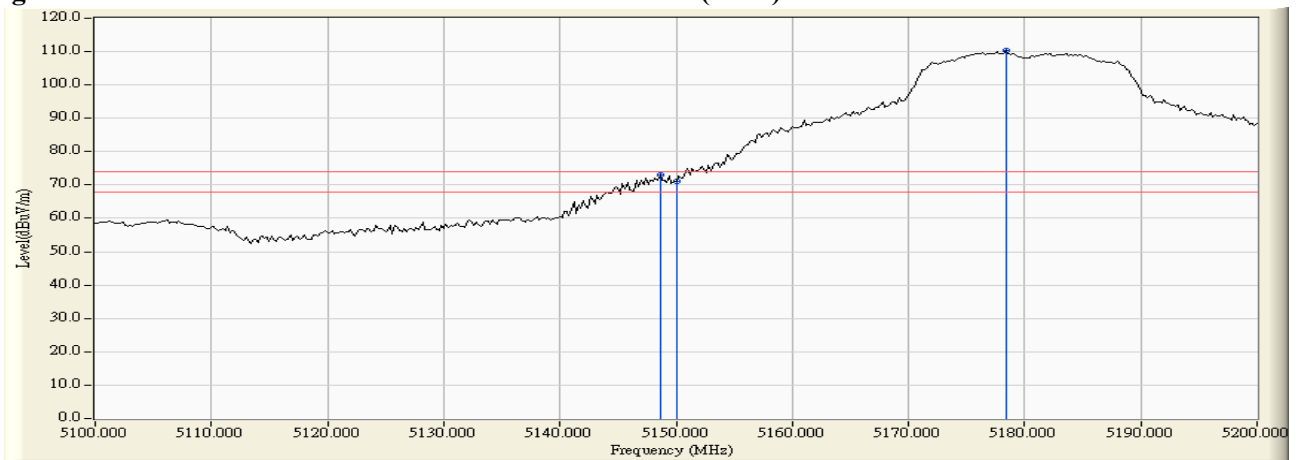
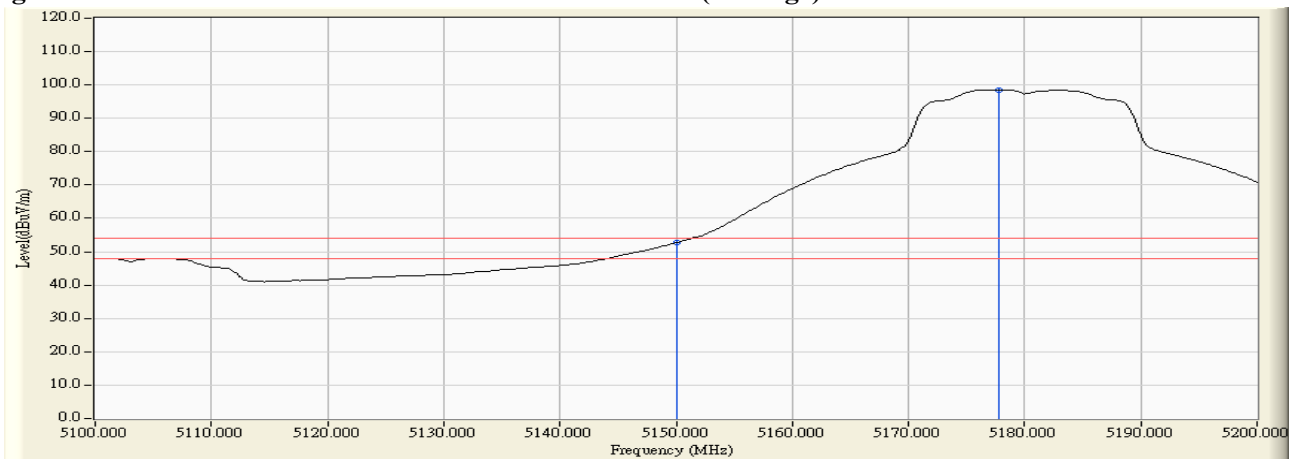


Figure Channel 36: Vertical (Average)



Note:

1. All readings above 1GHz are performed with peak and/or average measurements as necessary.
2. Peak measurements: RBW = 1MHz, VBW = 3 MHz, Sweep: Auto.
3. Average measurements: RBW = 1MHz, VBW = 10 Hz, Sweep: Auto.
4. “ * ”, means this data is the worst emission level.
5. Measurement Level = Reading Level + Correct Factor.
6. The average measurement was not performed when the peak measured data under the limit of average detection.

Product : Intel® Dual Band Wireless-AC 8260
Test Item : Band Edge Data
Test Site : No.3 OATS
Test Mode : Mode 1 SISO A: Transmit (802.11n-20BW 7.2Mbps) -Channel 64

RF Radiated Measurement (Horizontal):

Channel No.	Frequency (MHz)	Correct Factor (dB)	Reading Level (dBμV)	Emission Level (dBμV/m)	Peak Limit (dBμV/m)	Average Limit (dBμV/m)	Result
64 (Peak)	5322.600	3.803	102.055	105.859	--	--	--
64 (Peak)	5350.000	3.716	60.667	64.384	74.00	54.00	Pass
64 (Peak)	5352.000	3.710	62.370	66.080	74.00	54.00	Pass
64 (Average)	5317.400	3.820	91.092	94.913	--	--	--
64 (Average)	5350.000	3.716	45.291	49.008	74.00	54.00	Pass

Figure Channel 64: Horizontal (Peak)

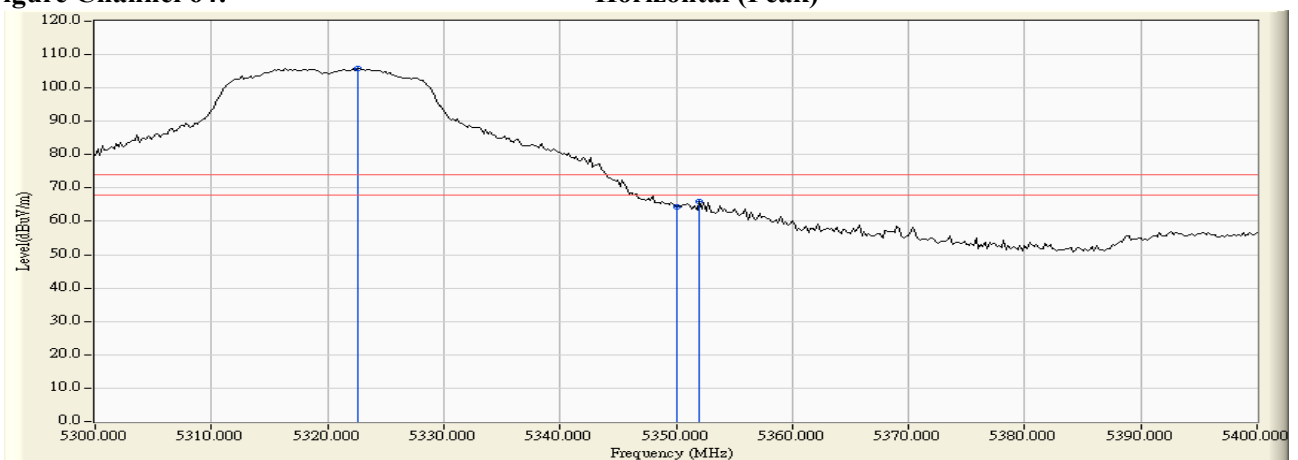
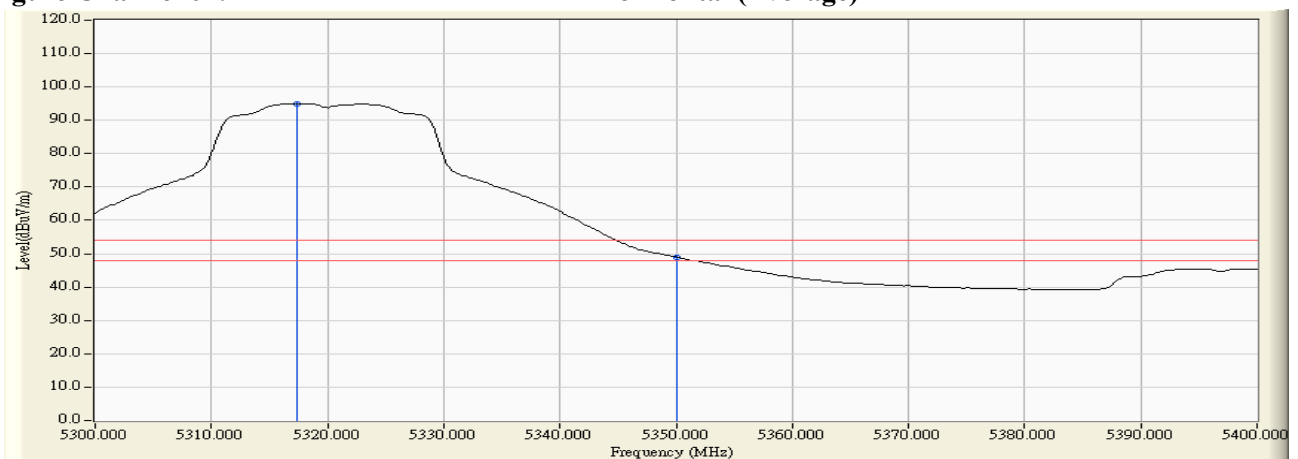


Figure Channel 64: Horizontal (Average)



Note:

1. All readings above 1GHz are performed with peak and/or average measurements as necessary.
2. Peak measurements: RBW = 1MHz, VBW = 3 MHz, Sweep: Auto.
3. Average measurements: RBW = 1MHz, VBW = 10 Hz, Sweep: Auto.
4. “ * ”, means this data is the worst emission level.
5. Measurement Level = Reading Level + Correct Factor.
6. The average measurement was not performed when the peak measured data under the limit of average detection.

Product : Intel® Dual Band Wireless-AC 8260
Test Item : Band Edge Data
Test Site : No.3 OATS
Test Mode : Mode 1 SISO A: Transmit (802.11n-20BW 7.2Mbps) -Channel 64

RF Radiated Measurement (Vertical):

Channel No.	Frequency (MHz)	Correct Factor (dB)	Reading Level (dBμV)	Emission Level (dBμV/m)	Peak Limit (dBμV/m)	Average Limit (dBμV/m)	Result
64 (Peak)	5317.000	5.732	103.134	108.867	--	--	--
64 (Peak)	5350.000	5.691	63.803	69.495	74.00	54.00	Pass
64 (Peak)	5352.600	5.688	64.734	70.422	74.00	54.00	Pass
64 (Average)	5317.400	5.732	91.877	97.609	--	--	--
64 (Average)	5350.000	5.691	47.633	53.325	74.00	54.00	Pass

Figure Channel 64: Vertical (Peak)

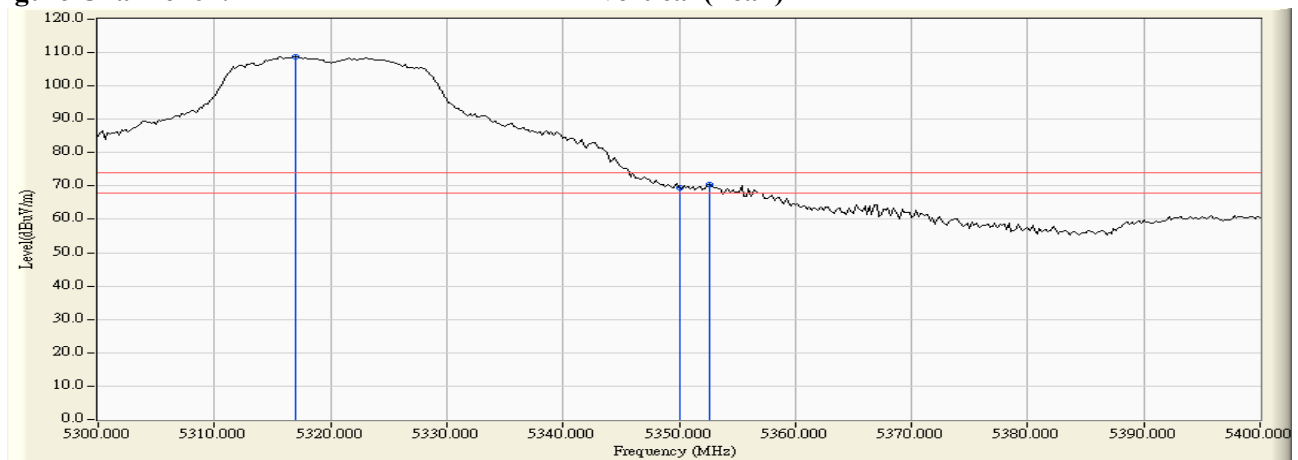
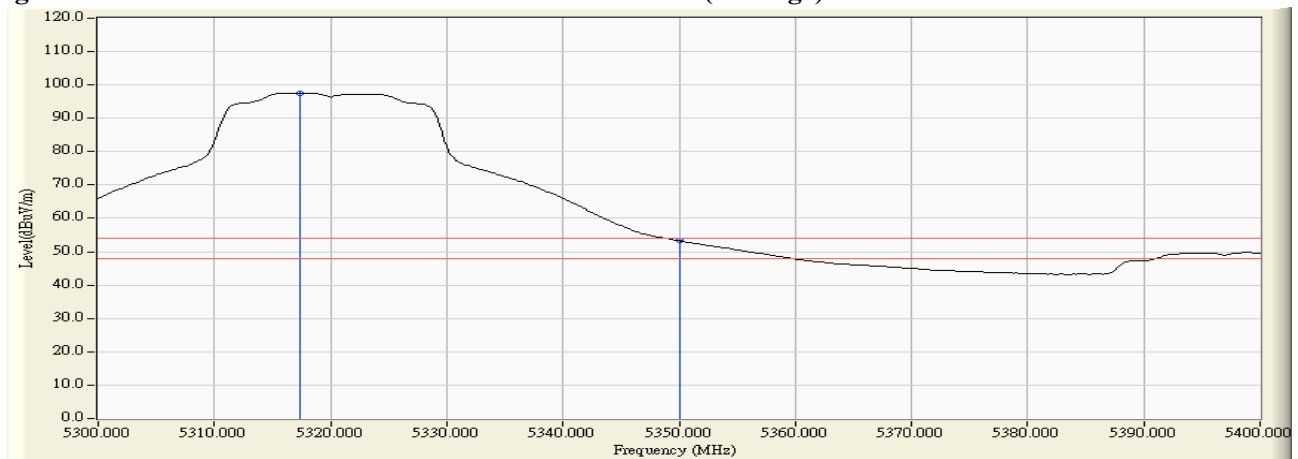


Figure Channel 64: Vertical (Average)



Note:

1. All readings above 1GHz are performed with peak and/or average measurements as necessary.
2. Peak measurements: RBW = 1MHz, VBW = 3 MHz, Sweep: Auto.
3. Average measurements: RBW = 1MHz, VBW = 10 Hz, Sweep: Auto.
4. “ * ”, means this data is the worst emission level.
5. Measurement Level = Reading Level + Correct Factor.
6. The average measurement was not performed when the peak measured data under the limit of average detection.

Product : Intel® Dual Band Wireless-AC 8260
Test Item : Band Edge Data
Test Site : No.3 OATS
Test Mode : Mode 1 SISO A: Transmit (802.11n-20BW 7.2Mbps) -Channel 100

RF Radiated Measurement (Horizontal):

Channel No.	Frequency (MHz)	Correct Factor (dB)	Reading Level (dBμV)	Emission Level (dBμV/m)	Peak Limit (dBμV/m)	Average Limit (dBμV/m)	Result
100 (Peak)	5460.000	4.354	63.408	67.762	74.00	54.00	Pass
100 (Peak)	5495.600	4.783	101.915	106.699	--	--	--
100 (Average)	5460.000	4.354	44.070	48.424	74.00	54.00	Pass
100 (Average)	5497.600	4.798	90.656	95.454	--	--	--

Figure Channel 100: Horizontal (Peak)

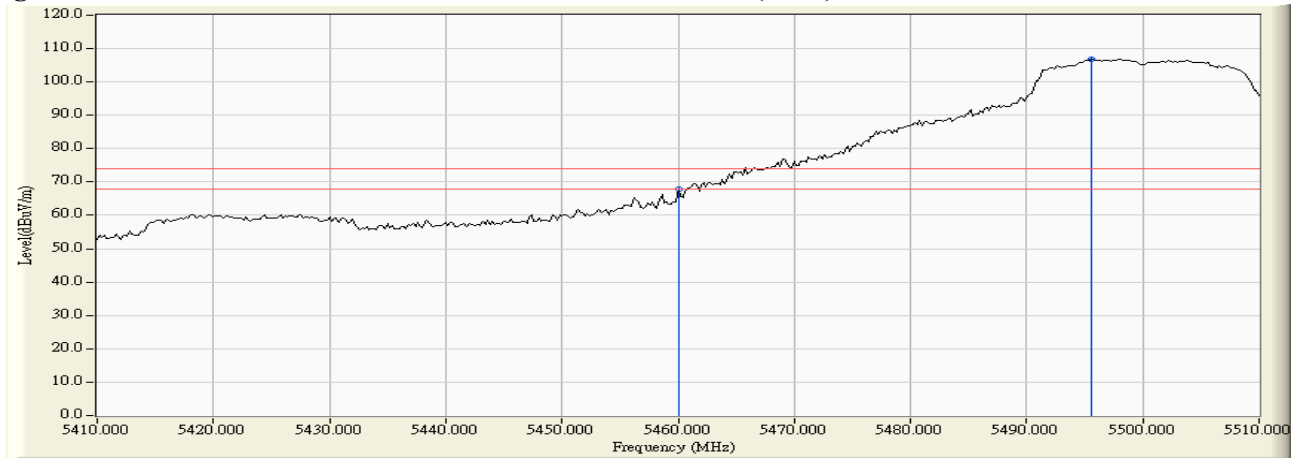
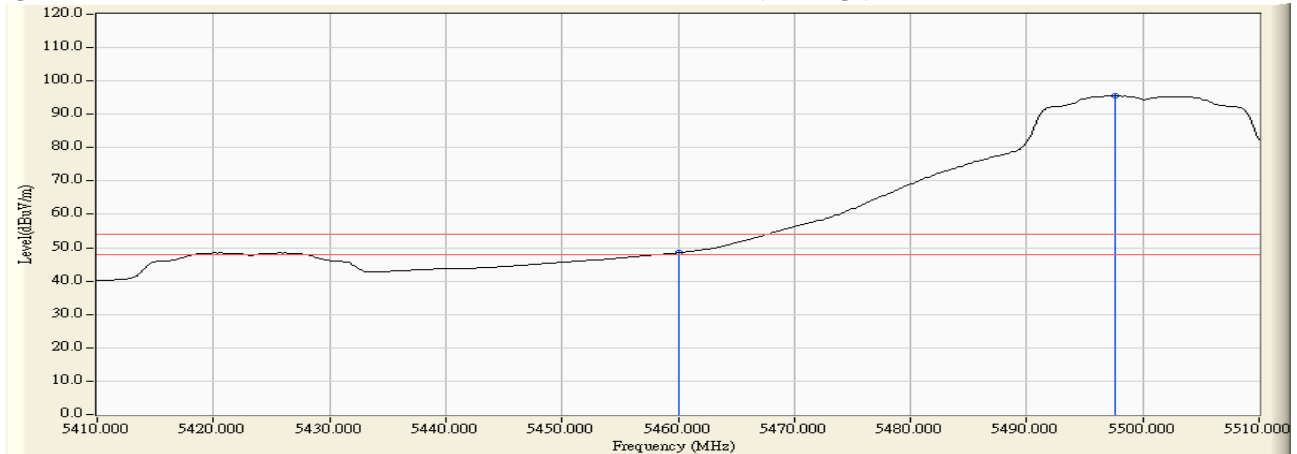


Figure Channel 100: Horizontal (Average)



Note:

1. All readings above 1GHz are performed with peak and/or average measurements as necessary.
2. Peak measurements: RBW = 1MHz, VBW = 3 MHz, Sweep: Auto.
3. Average measurements: RBW = 1MHz, VBW = 10 Hz, Sweep: Auto.
4. “ * ”, means this data is the worst emission level.
5. Measurement Level = Reading Level + Correct Factor.
6. The average measurement was not performed when the peak measured data under the limit of average detection.

Product : Intel® Dual Band Wireless-AC 8260
Test Item : Band Edge Data
Test Site : No.3 OATS
Test Mode : Mode 1 SISO A: Transmit (802.11n-20BW 7.2Mbps) -Channel 100

RF Radiated Measurement (Vertical):

Channel No.	Frequency (MHz)	Correct Factor (dB)	Reading Level (dBμV)	Emission Level (dBμV/m)	Peak Limit (dBμV/m)	Average Limit (dBμV/m)	Result
100 (Peak)	5459.600	6.039	66.019	72.057	74.00	54.00	Pass
100 (Peak)	5460.000	6.041	61.304	67.345	74.00	54.00	Pass
100 (Peak)	5496.400	6.264	105.049	111.313	--	--	--
100 (Average)	5460.000	6.041	46.767	52.808	74.00	54.00	Pass
100 (Average)	5497.800	6.268	93.904	100.172	--	--	--

Figure Channel 100: Vertical (Peak)

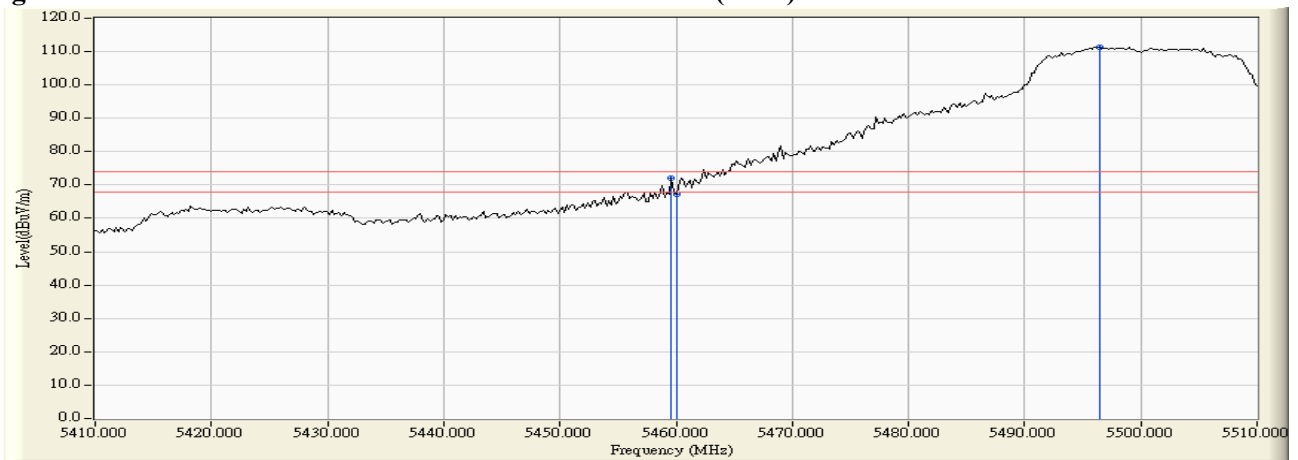
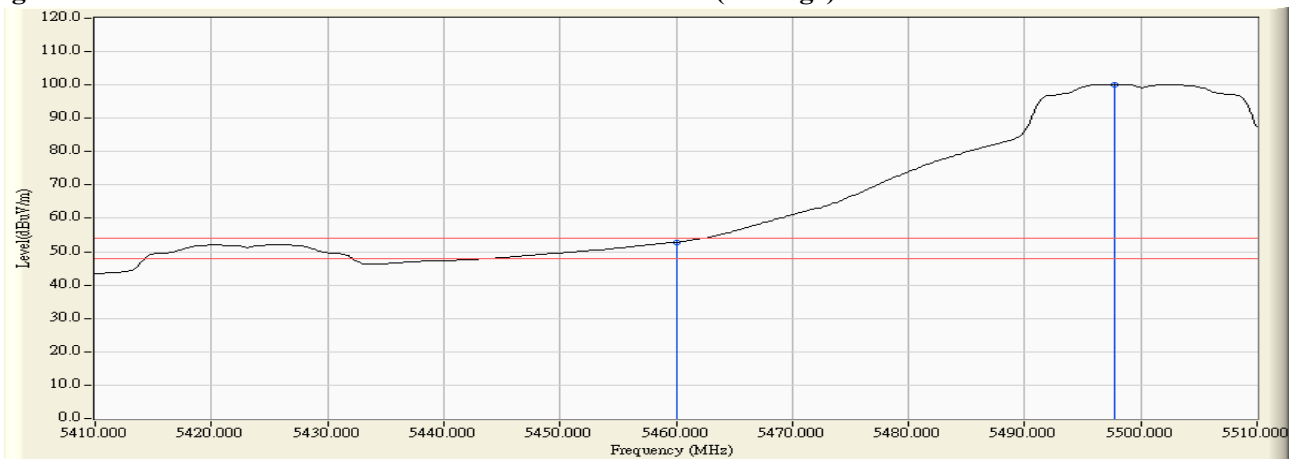


Figure Channel 100: Vertical (Average)



Note:

1. All readings above 1GHz are performed with peak and/or average measurements as necessary.
2. Peak measurements: RBW = 1MHz, VBW = 3 MHz, Sweep: Auto.
3. Average measurements: RBW = 1MHz, VBW = 10 Hz, Sweep: Auto.
4. “ * ”, means this data is the worst emission level.
5. Measurement Level = Reading Level + Correct Factor.
6. The average measurement was not performed when the peak measured data under the limit of average detection.

Product : Intel® Dual Band Wireless-AC 8260
 Test Item : Band Edge Data
 Test Site : No.3 OATS
 Test Mode : Mode 1 SISO A: Transmit (802.11n-20BW 7.2Mbps) -Channel 100

RF Radiated Measurement:

	Frequency (MHz)	Correct Factor (dB)	Reading Level (dBuV)	Measure Level (dBuV/m)	Margin (dB)	Limit (dBuV/m)	Result
Horizontal	5470.000	4.488	59.942	64.430	-3.790	68.220	Pass
Horizontal	5498.400	4.804	104.797	109.600	41.380	68.220	Pass

	Frequency (MHz)	Correct Factor (dB)	Reading Level (dBuV)	Measure Level (dBuV/m)	Margin (dB)	Limit (dBuV/m)	Result
Vertical	5466.800	6.088	56.895	62.984	-5.236	68.220	Pass
Vertical	5470.000	6.112	55.478	61.589	-6.631	68.220	Pass
Vertical	5498.400	6.270	100.137	106.407	38.187	68.220	Pass

Product : Intel® Dual Band Wireless-AC 8260
 Test Item : Band Edge Data
 Test Site : No.3 OATS
 Test Mode : Mode 1 SISO A: Transmit (802.11n-20BW 7.2Mbps) -Channel 140

RF Radiated Measurement:

	Frequency (MHz)	Correct Factor (dB)	Reading Level (dBuV)	Measure Level (dBuV/m)	Margin (dB)	Limit (dBuV/m)	Result
Horizontal	5702.600	4.634	100.897	105.531	37.311	68.220	Pass
Horizontal	5725.000	4.654	63.141	67.795	-0.425	68.220	Pass

	Frequency (MHz)	Correct Factor (dB)	Reading Level (dBuV)	Measure Level (dBuV/m)	Margin (dB)	Limit (dBuV/m)	Result
Vertical	5702.400	5.986	97.738	103.724	35.504	68.220	Pass
Vertical	5725.000	5.992	59.566	65.559	-2.661	68.220	Pass

Product : Intel® Dual Band Wireless-AC 8260
Test Item : Band Edge Data
Test Site : No.3 OATS
Test Mode : Mode 1 SISO A: Transmit (802.11n-40BW 15Mbps) -Channel 38

RF Radiated Measurement (Horizontal):

Channel No.	Frequency (MHz)	Correct Factor (dB)	Reading Level (dBμV)	Emission Level (dBμV/m)	Peak Limit (dBμV/m)	Average Limit (dBμV/m)	Result
38 (Peak)	5148.800	3.345	59.975	63.320	74.00	54.00	Pass
38 (Peak)	5150.000	3.340	59.076	62.416	74.00	54.00	Pass
38 (Peak)	5196.400	3.167	90.499	93.667	--	--	--
38 (Average)	5150.000	3.340	43.658	46.998	74.00	54.00	Pass
38 (Average)	5199.400	3.160	78.911	82.070	--	--	--

Figure Channel 38: Horizontal (Peak)

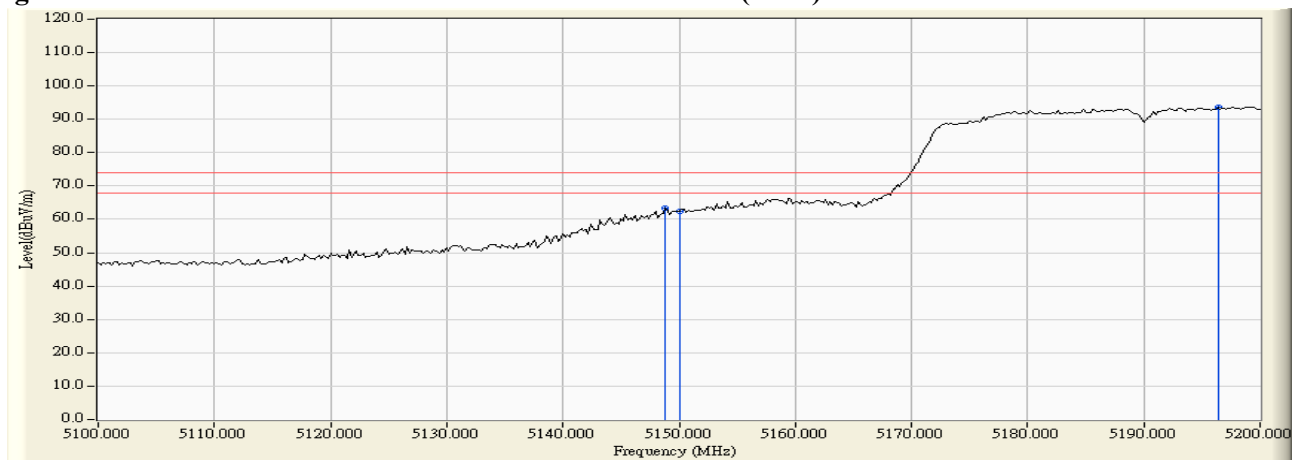
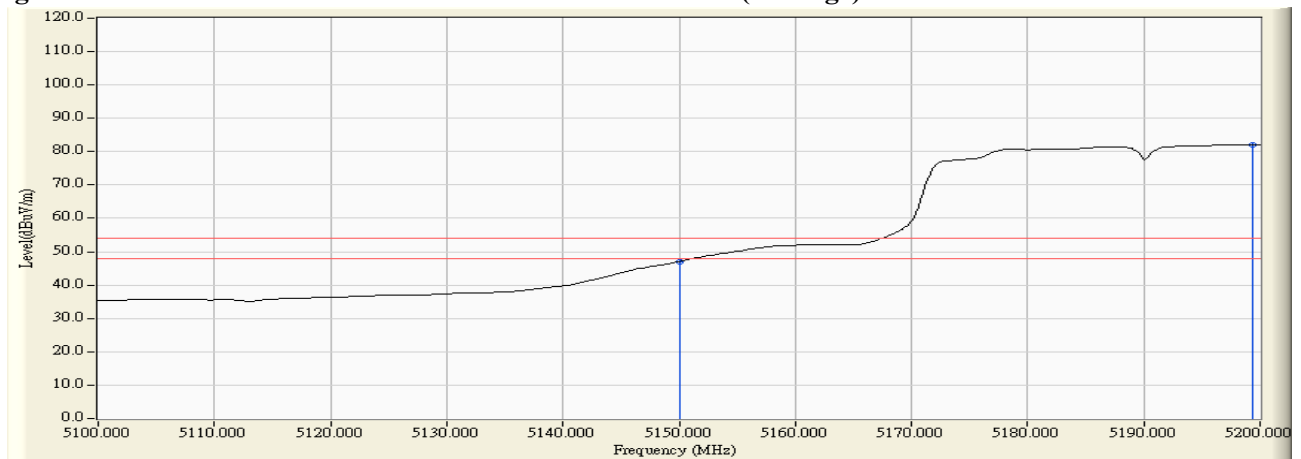


Figure Channel 38: Horizontal (Average)



Note:

1. All readings above 1GHz are performed with peak and/or average measurements as necessary.
2. Peak measurements: RBW = 1MHz, VBW = 3 MHz, Sweep: Auto.
3. Average measurements: RBW = 1MHz, VBW = 10 Hz, Sweep: Auto.
4. “ * ”, means this data is the worst emission level.
5. Measurement Level = Reading Level + Correct Factor.
6. The average measurement was not performed when the peak measured data under the limit of average detection.

Product : Intel® Dual Band Wireless-AC 8260
Test Item : Band Edge Data
Test Site : No.3 OATS
Test Mode : Mode 1 SISO A: Transmit (802.11n-40BW 15Mbps) -Channel 38

RF Radiated Measurement (Vertical):

Channel No.	Frequency (MHz)	Correct Factor (dB)	Reading Level (dBμV)	Emission Level (dBμV/m)	Peak Limit (dBμV/m)	Average Limit (dBμV/m)	Result
38 (Peak)	5150.000	5.260	63.526	68.786	74.00	54.00	Pass
38 (Peak)	5199.200	5.384	95.098	100.482	--	--	--
38 (Average)	5150.000	5.260	47.602	52.862	74.00	54.00	Pass
38 (Average)	5198.600	5.382	82.550	87.932	--	--	--

Figure Channel 38:

Vertical (Peak)

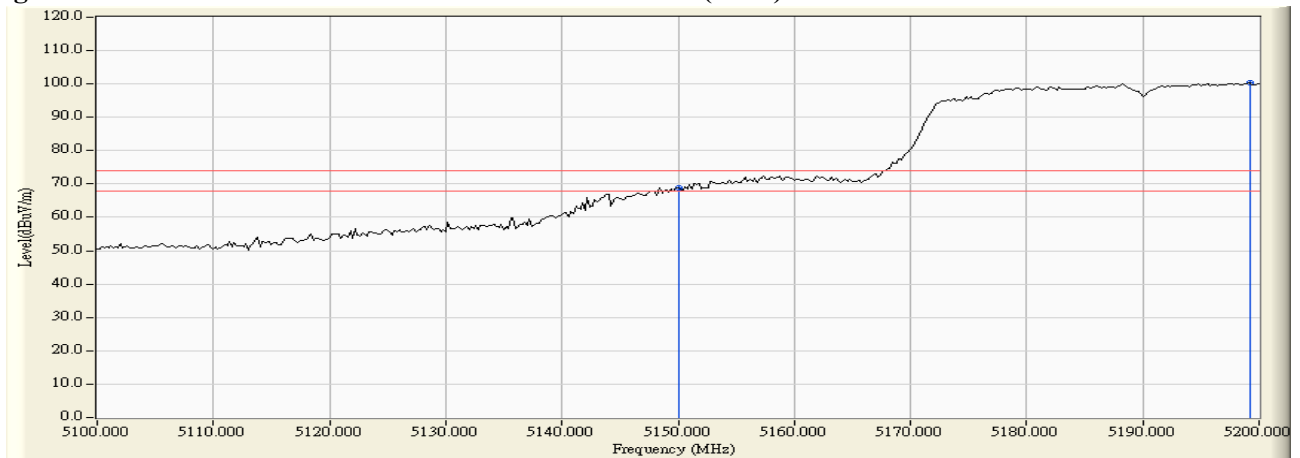
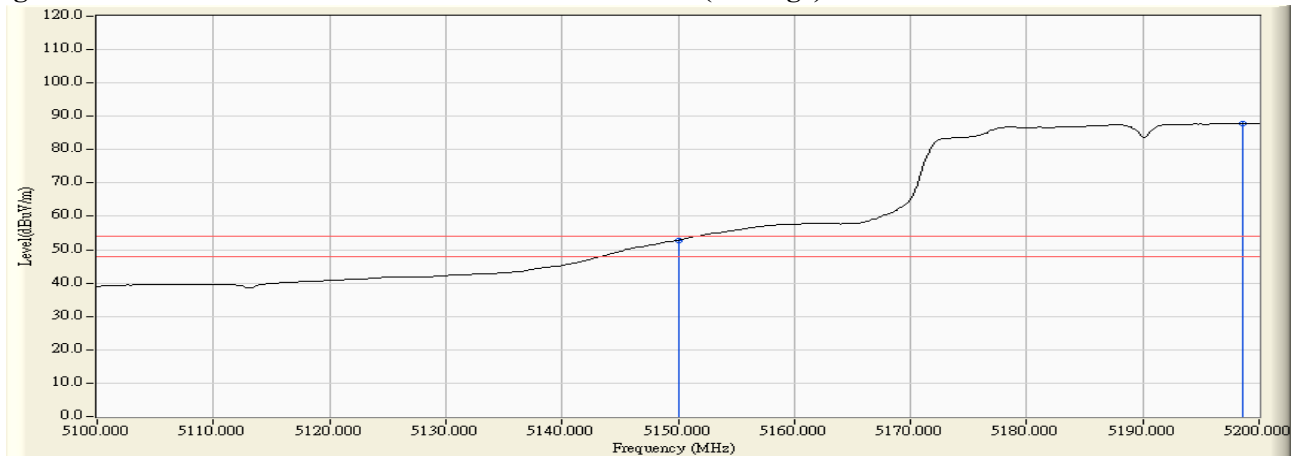


Figure Channel 38:

Vertical (Average)



Note:

1. All readings above 1GHz are performed with peak and/or average measurements as necessary.
2. Peak measurements: RBW = 1MHz, VBW = 3 MHz, Sweep: Auto.
3. Average measurements: RBW = 1MHz, VBW = 10 Hz, Sweep: Auto.
4. “ * ”, means this data is the worst emission level.
5. Measurement Level = Reading Level + Correct Factor.
6. The average measurement was not performed when the peak measured data under the limit of average detection.

Product : Intel® Dual Band Wireless-AC 8260
Test Item : Band Edge Data
Test Site : No.3 OATS
Test Mode : Mode 1 SISO A: Transmit (802.11n-40BW 15Mbps) -Channel 62

RF Radiated Measurement (Horizontal):

Channel No.	Frequency (MHz)	Correct Factor (dB)	Reading Level (dBμV)	Emission Level (dBμV/m)	Peak Limit (dBμV/m)	Average Limit (dBμV/m)	Result
62 (Peak)	5320.200	3.812	94.164	97.976	--	--	--
62 (Peak)	5350.000	3.716	57.328	61.045	74.00	54.00	Pass
62 (Peak)	5352.200	3.710	58.310	62.019	74.00	54.00	Pass
62 (Average)	5316.000	3.824	82.104	85.929	--	--	--
62 (Average)	5350.000	3.716	43.868	47.585	74.00	54.00	Pass

Figure Channel 62: Horizontal (Peak)

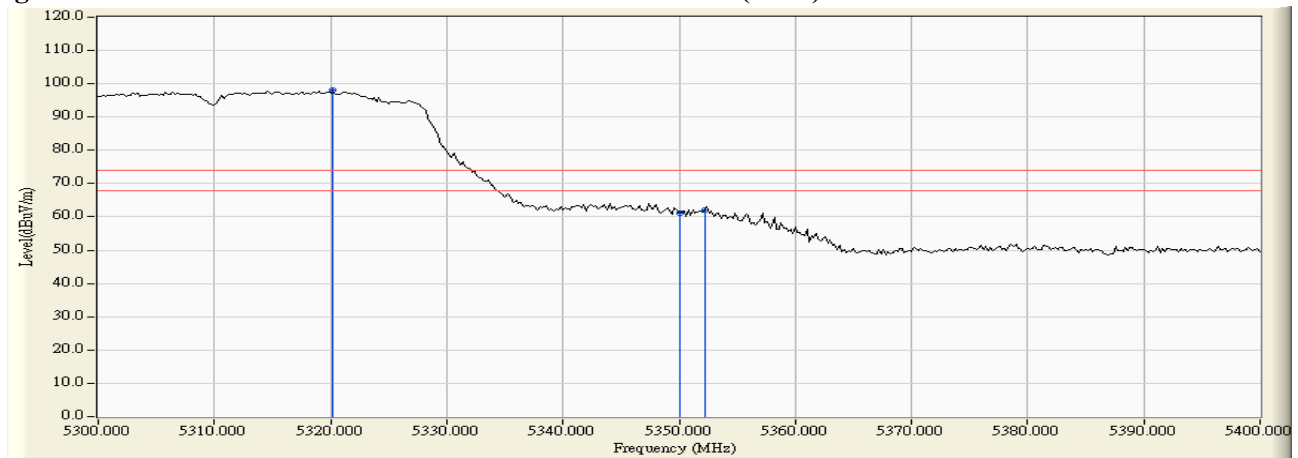
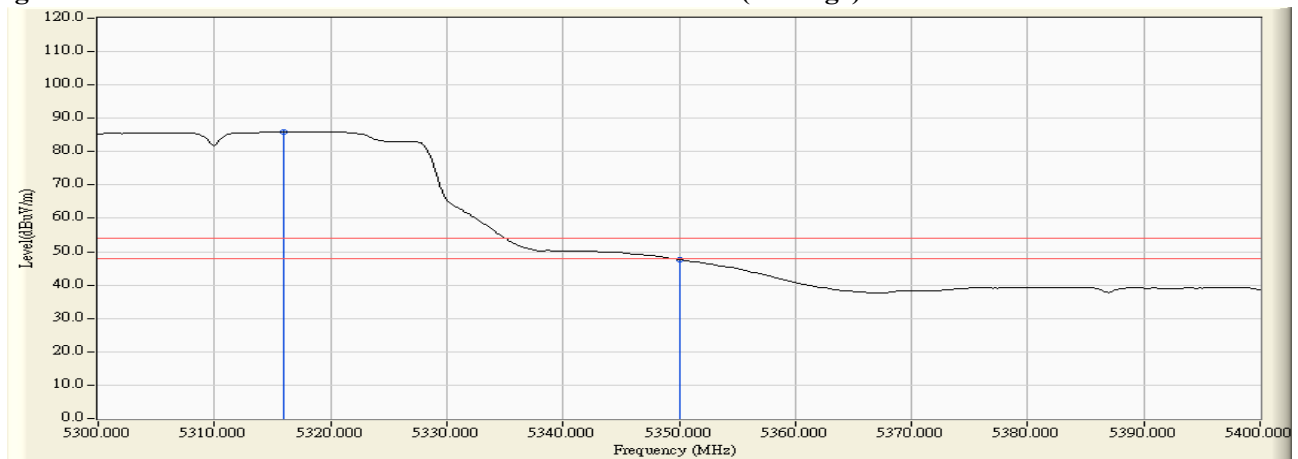


Figure Channel 62: Horizontal (Average)



Note:

1. All readings above 1GHz are performed with peak and/or average measurements as necessary.
2. Peak measurements: RBW = 1MHz, VBW = 3 MHz, Sweep: Auto.
3. Average measurements: RBW = 1MHz, VBW = 10 Hz, Sweep: Auto.
4. “ * ”, means this data is the worst emission level.
5. Measurement Level = Reading Level + Correct Factor.
6. The average measurement was not performed when the peak measured data under the limit of average detection.

Product : Intel® Dual Band Wireless-AC 8260
Test Item : Band Edge Data
Test Site : No.3 OATS
Test Mode : Mode 1 SISO A: Transmit (802.11n-40BW 15Mbps) -Channel 62

RF Radiated Measurement (Vertical):

Channel No.	Frequency (MHz)	Correct Factor (dB)	Reading Level (dBμV)	Emission Level (dBμV/m)	Peak Limit (dBμV/m)	Average Limit (dBμV/m)	Result
62 (Peak)	5308.000	5.745	97.001	102.746	--	--	--
62 (Peak)	5350.000	5.691	62.016	67.708	74.00	54.00	Pass
62 (Peak)	5352.200	5.689	63.222	68.911	74.00	54.00	Pass
62 (Average)	5307.400	5.745	84.893	90.638	--	--	--
62 (Average)	5350.000	5.691	47.403	53.095	74.00	54.00	Pass

Figure Channel 62: Vertical (Peak)

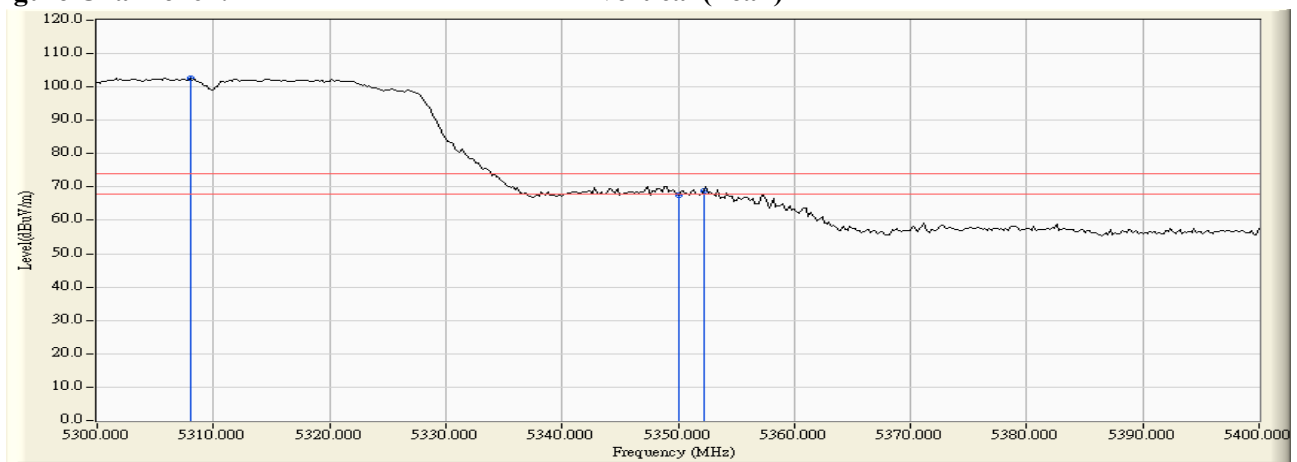
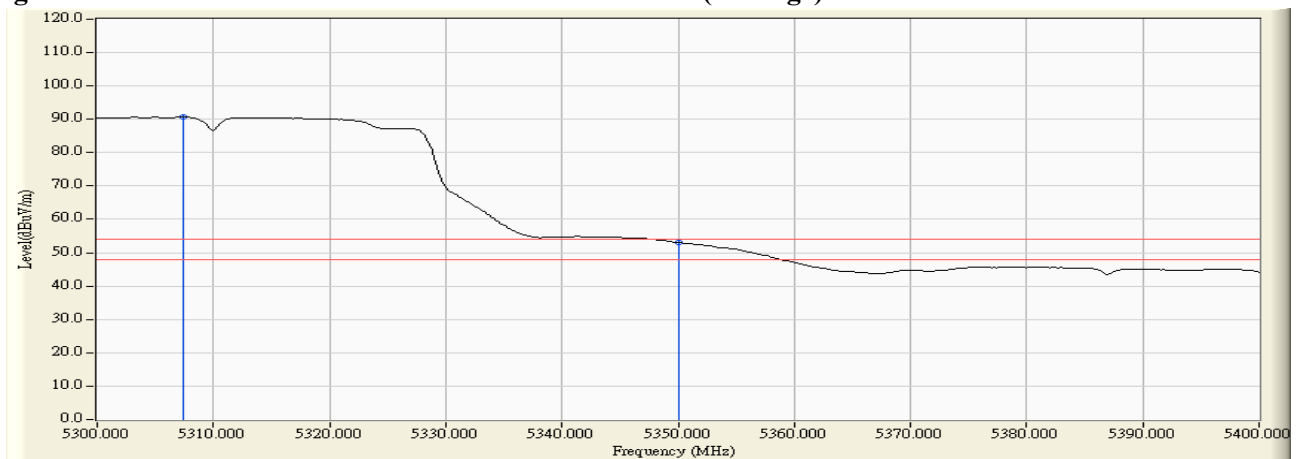


Figure Channel 62: Vertical (Average)



Note:

1. All readings above 1GHz are performed with peak and/or average measurements as necessary.
2. Peak measurements: RBW = 1MHz, VBW = 3 MHz, Sweep: Auto.
3. Average measurements: RBW = 1MHz, VBW = 10 Hz, Sweep: Auto.
4. “ * ”, means this data is the worst emission level.
5. Measurement Level = Reading Level + Correct Factor.
6. The average measurement was not performed when the peak measured data under the limit of average detection.

Product : Intel® Dual Band Wireless-AC 8260
Test Item : Band Edge Data
Test Site : No.3 OATS
Test Mode : Mode 1 SISO A: Transmit (802.11n-40BW 15Mbps) -Channel 102

RF Radiated Measurement (Horizontal):

Channel No.	Frequency (MHz)	Correct Factor (dB)	Reading Level (dBμV)	Emission Level (dBμV/m)	Peak Limit (dBμV/m)	Average Limit (dBμV/m)	Result
102 (Peak)	5458.800	4.337	53.925	58.263	74.00	54.00	Pass
102 (Peak)	5460.000	4.354	53.398	57.752	74.00	54.00	Pass
102 (Peak)	5507.800	4.826	95.656	100.483	--	--	--
102 (Average)	5460.000	4.354	40.575	44.929	74.00	54.00	Pass
102 (Average)	5507.400	4.830	83.753	88.583	--	--	--

Figure Channel 102: Horizontal (Peak)

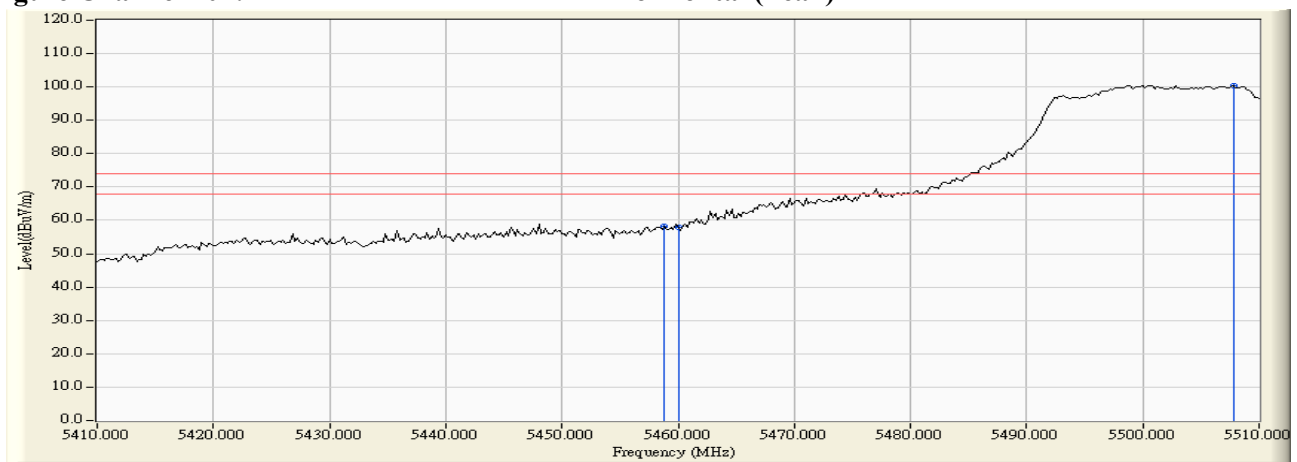
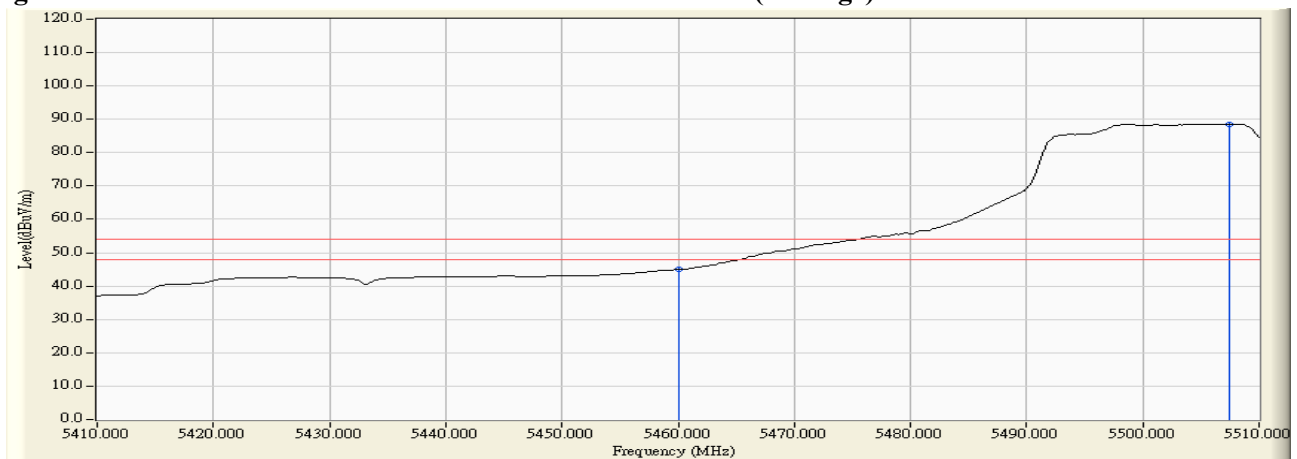


Figure Channel 102: Horizontal (Average)



Note:

1. All readings above 1GHz are performed with peak and/or average measurements as necessary.
2. Peak measurements: RBW = 1MHz, VBW = 3 MHz, Sweep: Auto.
3. Average measurements: RBW = 1MHz, VBW = 10 Hz, Sweep: Auto.
4. “ * ”, means this data is the worst emission level.
5. Measurement Level = Reading Level + Correct Factor.
6. The average measurement was not performed when the peak measured data under the limit of average detection.

Product : Intel® Dual Band Wireless-AC 8260
Test Item : Band Edge Data
Test Site : No.3 OATS
Test Mode : Mode 1 SISO A: Transmit (802.11n-40BW 15Mbps) -Channel 102

RF Radiated Measurement (Vertical):

Channel No.	Frequency (MHz)	Correct Factor (dB)	Reading Level (dBμV)	Emission Level (dBμV/m)	Peak Limit (dBμV/m)	Average Limit (dBμV/m)	Result
102 (Peak)	5460.000	6.041	59.691	65.732	74.00	54.00	Pass
102 (Peak)	5507.600	6.273	98.965	105.238	--	--	--
102 (Average)	5460.000	6.041	44.377	50.418	74.00	54.00	Pass
102 (Average)	5507.800	6.272	86.986	93.258	--	--	--

Figure Channel 102: Vertical (Peak)

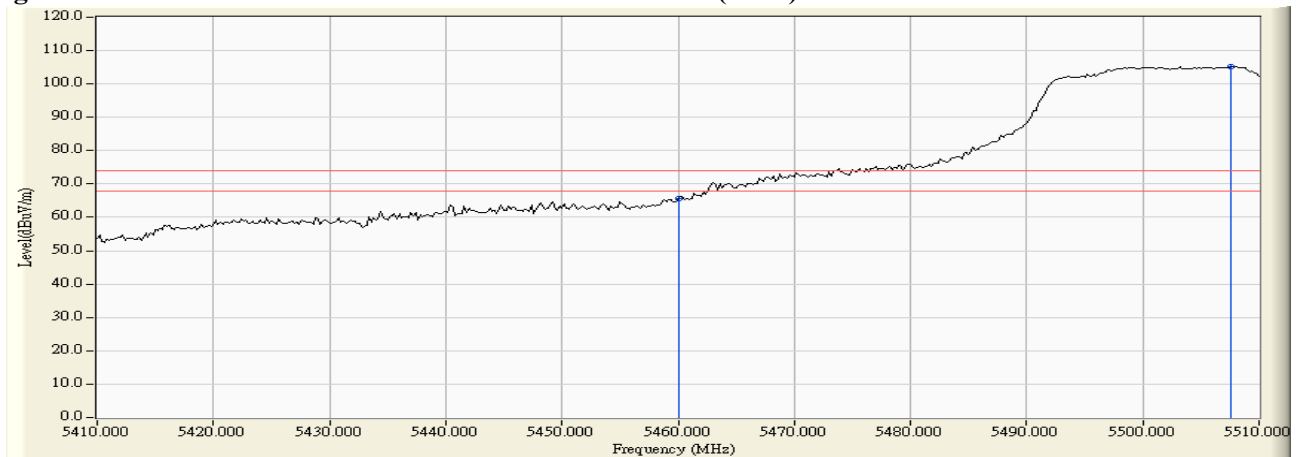
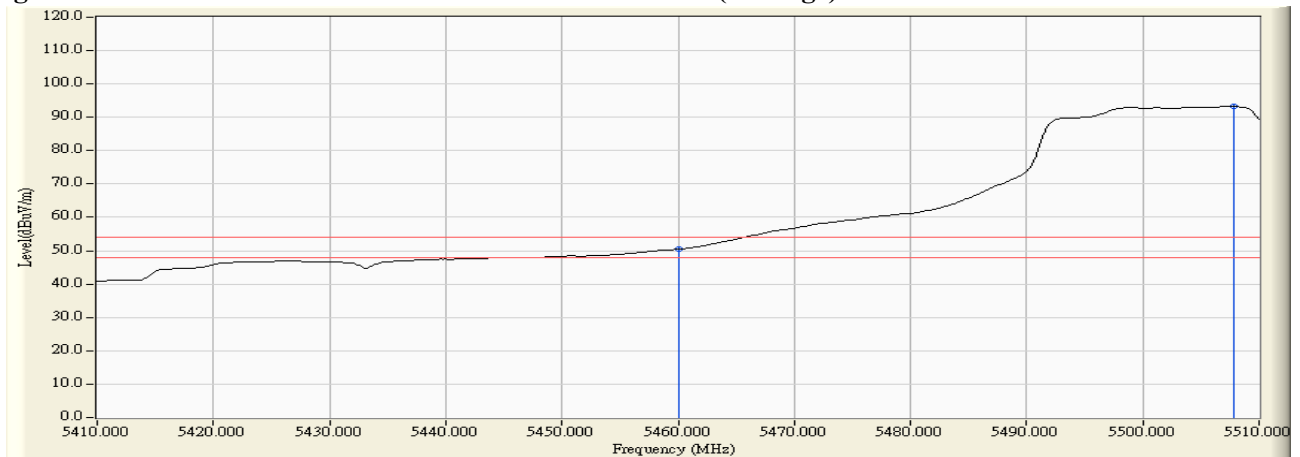


Figure Channel 102: Vertical (Average)



Note:

1. All readings above 1GHz are performed with peak and/or average measurements as necessary.
2. Peak measurements: RBW = 1MHz, VBW = 3 MHz, Sweep: Auto.
3. Average measurements: RBW = 1MHz, VBW = 10 Hz, Sweep: Auto.
4. “ * ”, means this data is the worst emission level.
5. Measurement Level = Reading Level + Correct Factor.
6. The average measurement was not performed when the peak measured data under the limit of average detection.

Product : Intel® Dual Band Wireless-AC 8260
 Test Item : Band Edge Data
 Test Site : No.3 OATS
 Test Mode : Mode 1 SISO A: Transmit (802.11n-40BW 15Mbps) -Channel 102

RF Radiated Measurement:

	Frequency (MHz)	Correct Factor (dB)	Reading Level (dBuV)	Measure Level (dBuV/m)	Margin (dB)	Limit (dBuV/m)	Result
Horizontal	5469.400	4.479	62.154	66.634	-1.586	68.220	Pass
Horizontal	5470.000	4.488	59.681	64.169	-4.051	68.220	Pass
Horizontal	5506.200	4.839	97.765	102.604	34.384	68.220	Pass

	Frequency (MHz)	Correct Factor (dB)	Reading Level (dBuV)	Measure Level (dBuV/m)	Margin (dB)	Limit (dBuV/m)	Result
Vertical	5469.800	6.110	56.880	62.990	-5.230	68.220	Pass
Vertical	5470.000	6.112	55.760	61.871	-6.349	68.220	Pass
Vertical	5518.600	6.203	94.090	100.293	32.073	68.220	Pass

Product : Intel® Dual Band Wireless-AC 8260
 Test Item : Band Edge Data
 Test Site : No.3 OATS
 Test Mode : Mode 1 SISO A: Transmit (802.11n-40BW 15Mbps) -Channel 134

RF Radiated Measurement:

	Frequency (MHz)	Correct Factor (dB)	Reading Level (dBuV)	Measure Level (dBuV/m)	Margin (dB)	Limit (dBuV/m)	Result
Horizontal	5678.400	4.530	99.971	104.501	36.281	68.220	Pass
Horizontal	5725.000	4.654	62.375	67.029	-1.191	68.220	Pass
Horizontal	5730.600	4.655	63.479	68.134	-0.086	68.220	Pass

	Frequency (MHz)	Correct Factor (dB)	Reading Level (dBuV)	Measure Level (dBuV/m)	Margin (dB)	Limit (dBuV/m)	Result
Vertical	5678.400	5.931	96.255	102.187	33.967	68.220	Pass
Vertical	5725.000	5.992	58.735	64.728	-3.492	68.220	Pass
Vertical	5732.400	5.991	60.673	66.664	-1.556	68.220	Pass

Product : Intel® Dual Band Wireless-AC 8260
 Test Item : Band Edge Data
 Test Site : No.3 OATS
 Test Mode : Mode 1 SISO A: Transmit (802.11ac-20BW-7.2Mbps) -Channel 44

RF Radiated Measurement:

	Frequency (MHz)	Correct Factor (dB)	Reading Level (dBuV)	Measure Level (dBuV/m)	Margin (dB)	Limit (dBuV/m)	Result
Horizontal	5850.000	4.964	50.661	55.625	-22.595	78.220	Pass
Horizontal	5857.600	5.008	51.771	56.780	-21.440	78.220	Pass
Horizontal	5860.000	5.023	51.194	56.217	-12.003	68.220	Pass
Horizontal	5866.200	5.059	54.377	59.436	-8.784	68.220	Pass

	Frequency (MHz)	Correct Factor (dB)	Reading Level (dBuV)	Measure Level (dBuV/m)	Margin (dB)	Limit (dBuV/m)	Result
Vertical	5850.000	6.037	50.782	56.819	-21.401	78.220	Pass
Vertical	5858.800	6.047	50.856	56.902	-21.318	78.220	Pass
Vertical	5860.000	6.047	50.254	56.301	-11.919	68.220	Pass
Vertical	5873.400	6.063	53.749	59.811	-8.409	68.220	Pass

Product : Intel® Dual Band Wireless-AC 8260
 Test Item : Band Edge Data
 Test Site : No.3 OATS
 Test Mode : Mode 1 SISO A: Transmit (802.11ac-40BW-15Mbps) -Channel 42

RF Radiated Measurement:

	Frequency (MHz)	Correct Factor (dB)	Reading Level (dBuV)	Measure Level (dBuV/m)	Margin (dB)	Limit (dBuV/m)	Result
Horizontal	5850.000	4.964	56.403	61.367	-16.853	78.220	Pass
Horizontal	5852.200	4.977	57.855	62.832	-15.388	78.220	Pass
Horizontal	5860.000	5.023	57.017	62.040	-6.180	68.220	Pass
Horizontal	5865.200	5.053	57.124	62.177	-6.043	68.220	Pass

	Frequency (MHz)	Correct Factor (dB)	Reading Level (dBuV)	Measure Level (dBuV/m)	Margin (dB)	Limit (dBuV/m)	Result
Vertical	5850.000	6.037	55.206	61.243	-16.977	78.220	Pass
Vertical	5858.000	6.046	56.223	62.268	-15.952	78.220	Pass
Vertical	5860.000	6.047	54.340	60.387	-7.833	68.220	Pass
Vertical	5864.000	6.052	55.441	61.493	-6.727	68.220	Pass

Product : Intel® Dual Band Wireless-AC 8260
Test Item : Band Edge Data
Test Site : No.3 OATS
Test Mode : Mode 1 SISO A: Transmit (802.11ac-80BW-32.5Mbps) -Channel 42

RF Radiated Measurement (Horizontal):

Channel No.	Frequency (MHz)	Correct Factor (dB)	Reading Level (dBμV)	Emission Level (dBμV/m)	Peak Limit (dBμV/m)	Average Limit (dBμV/m)	Result
42 (Peak)	5150.000	3.340	63.500	66.840	74.00	54.00	Pass
42 (Peak)	5197.400	3.163	98.951	102.114	--	--	--
42 (Average)	5150.000	3.340	48.977	52.317	74.00	54.00	Pass
42 (Average)	5198.600	3.157	85.697	88.855	--	--	--

Figure Channel 42:

Horizontal (Peak)

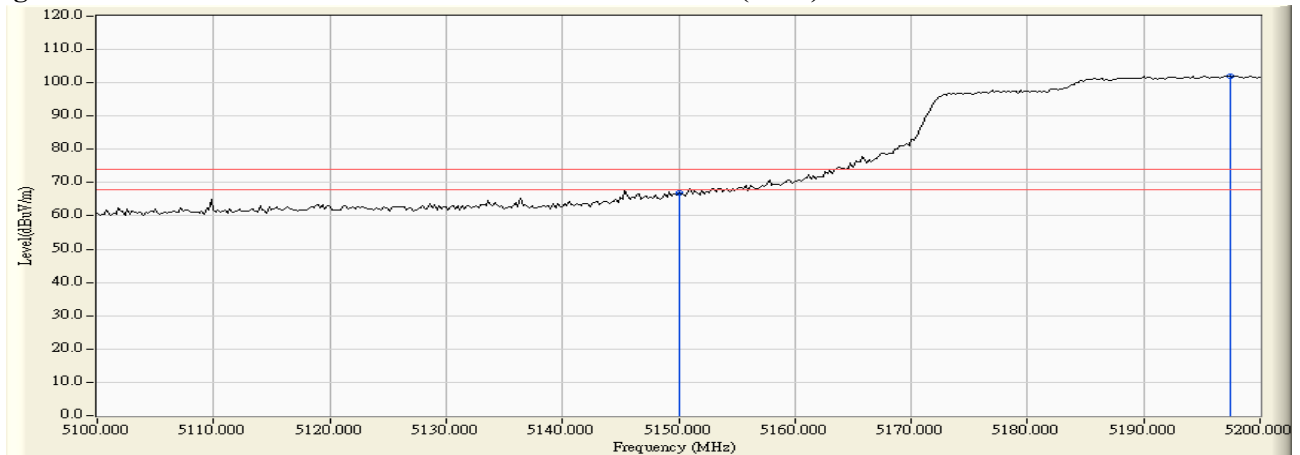
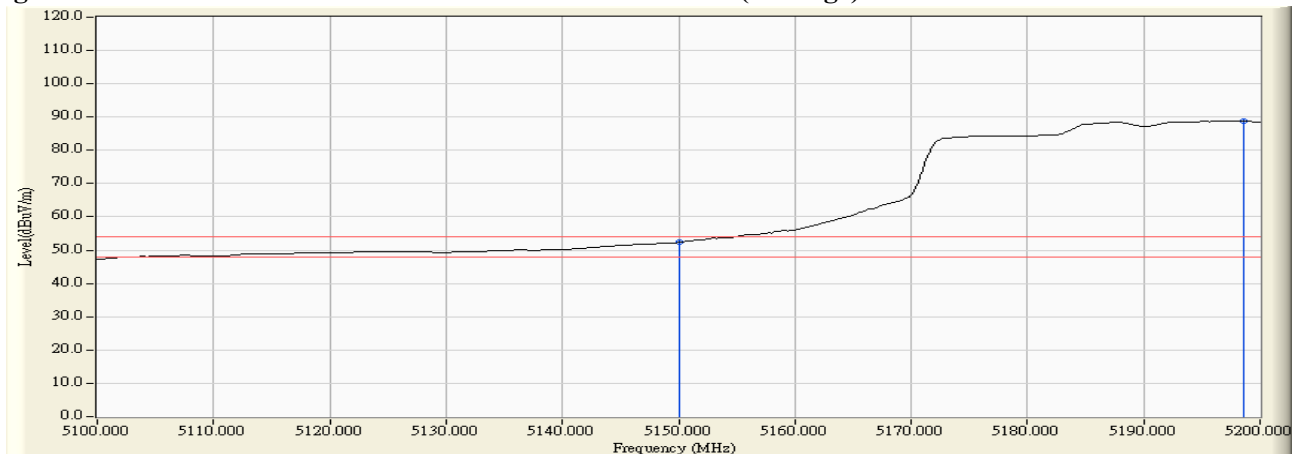


Figure Channel 42:

Horizontal (Average)



Note:

1. All readings above 1GHz are performed with peak and/or average measurements as necessary.
2. Peak measurements: RBW = 1MHz, VBW = 3 MHz, Sweep: Auto.
3. Average measurements: RBW = 1MHz, VBW = 10 Hz, Sweep: Auto.
4. “ * ”, means this data is the worst emission level.
5. Measurement Level = Reading Level + Correct Factor.
6. The average measurement was not performed when the peak measured data under the limit of average detection.

Product : Intel® Dual Band Wireless-AC 8260
Test Item : Band Edge Data
Test Site : No.3 OATS
Test Mode : Mode 1 SISO A: Transmit (802.11ac-80BW-32.5Mbps) -Channel 42

RF Radiated Measurement (Vertical):

Channel No.	Frequency (MHz)	Correct Factor (dB)	Reading Level (dBμV)	Emission Level (dBμV/m)	Peak Limit (dBμV/m)	Average Limit (dBμV/m)	Result
42 (Peak)	5145.400	5.247	57.151	62.398	74.00	54.00	Pass
42 (Peak)	5150.000	5.260	56.814	62.074	74.00	54.00	Pass
42 (Peak)	5197.400	5.380	94.800	100.180	--	--	--
42 (Average)	5150.000	5.260	42.989	48.249	74.00	54.00	Pass
42 (Average)	5198.800	5.383	81.231	86.614	--	--	--

Figure Channel 42: Vertical (Peak)

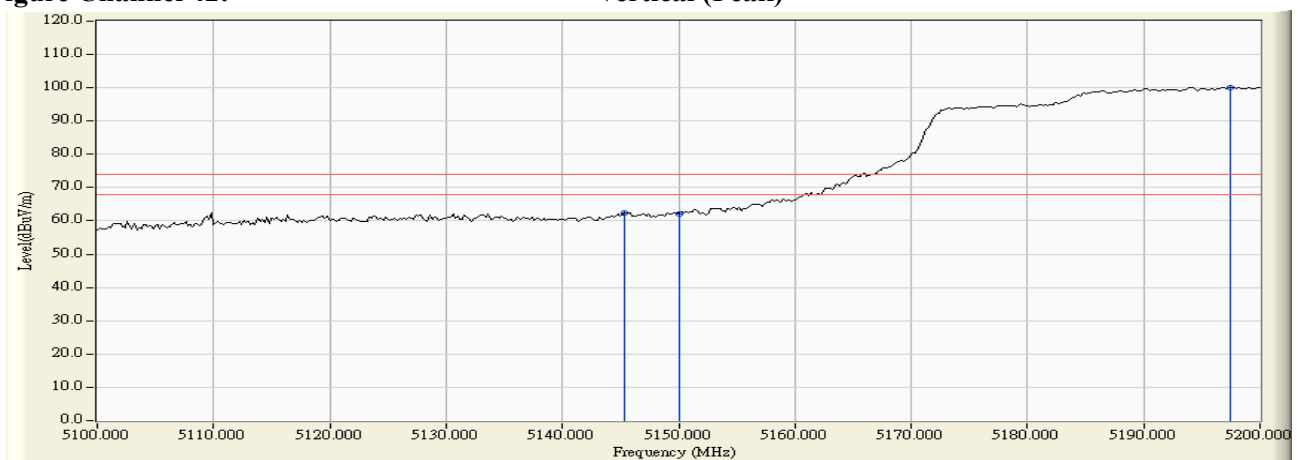
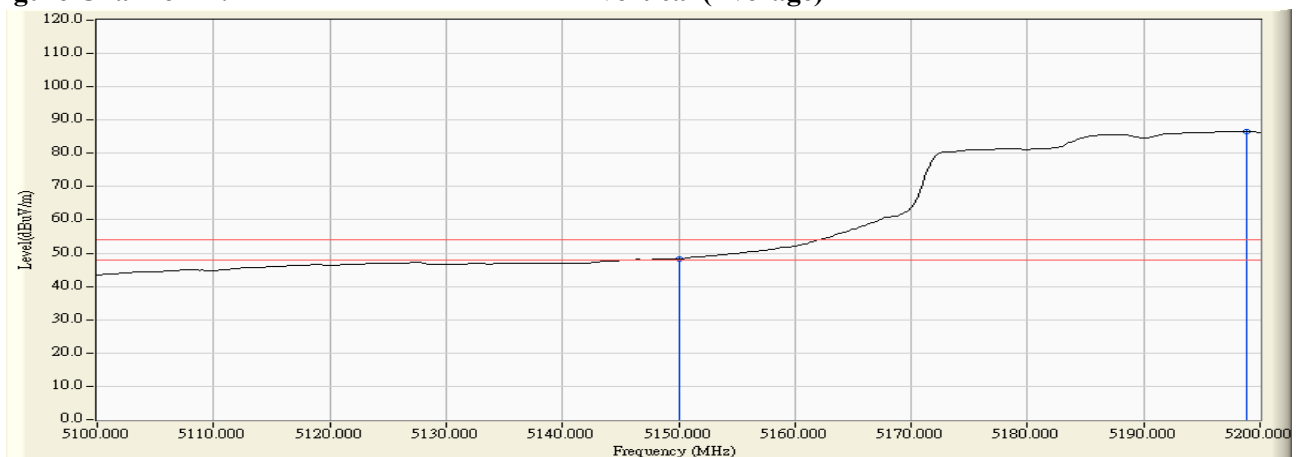


Figure Channel 42: Vertical (Average)



Note:

1. All readings above 1GHz are performed with peak and/or average measurements as necessary.
2. Peak measurements: RBW = 1MHz, VBW = 3 MHz, Sweep: Auto.
3. Average measurements: RBW = 1MHz, VBW = 10 Hz, Sweep: Auto.
4. “ * ”, means this data is the worst emission level.
5. Measurement Level = Reading Level + Correct Factor.
6. The average measurement was not performed when the peak measured data under the limit of average detection.

Product : Intel® Dual Band Wireless-AC 8260
Test Item : Band Edge Data
Test Site : No.3 OATS
Test Mode : Mode 1 SISO A: Transmit (802.11ac-80BW-32.5Mbps) -Channel 58

RF Radiated Measurement (Horizontal):

Channel No.	Frequency (MHz)	Correct Factor (dB)	Reading Level (dBμV)	Emission Level (dBμV/m)	Peak Limit (dBμV/m)	Average Limit (dBμV/m)	Result
58 (Peak)	5311.600	3.839	96.152	99.991	--	--	--
58 (Peak)	5350.000	3.716	62.563	66.280	74.00	54.00	Pass
58 (Average)	5301.400	3.872	82.521	86.394	--	--	--
58 (Average)	5350.000	3.716	49.047	52.764	74.00	54.00	Pass
58 (Average)	5352.800	3.707	49.288	52.995	74.00	54.00	Pass

Figure Channel 58: Horizontal (Peak)

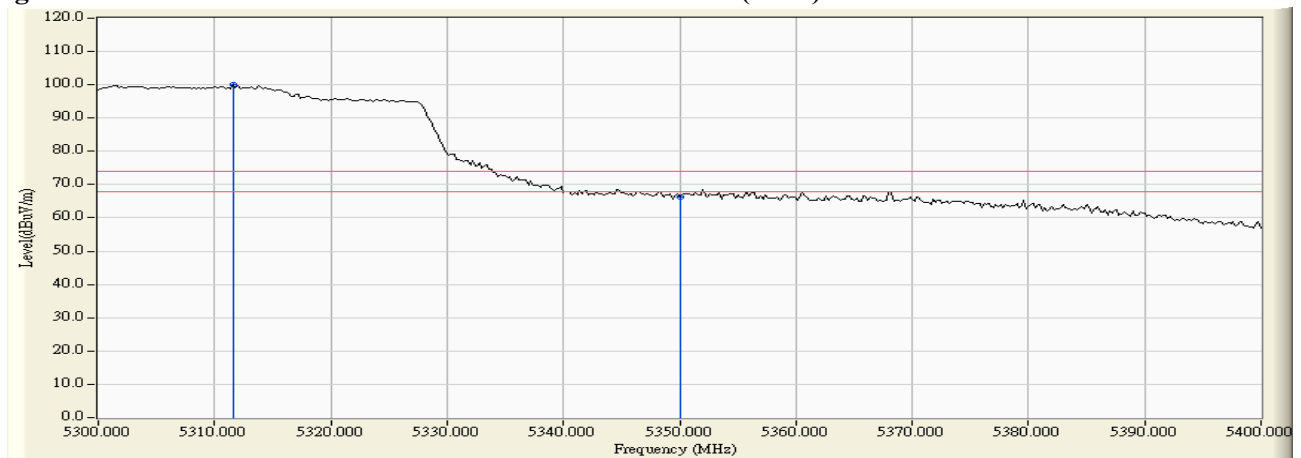
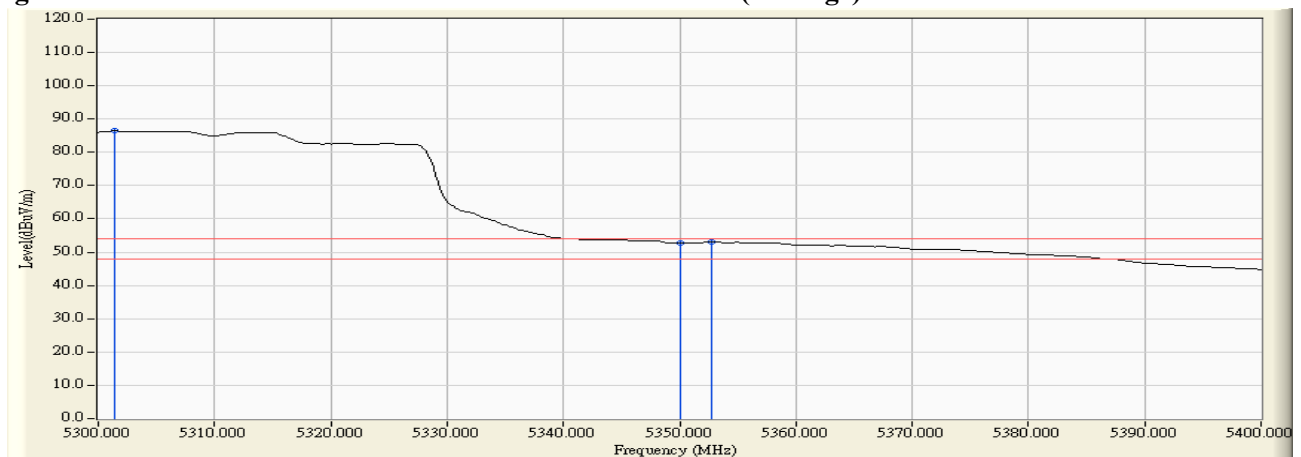


Figure Channel 58: Horizontal (Average)



Note:

1. All readings above 1GHz are performed with peak and/or average measurements as necessary.
2. Peak measurements: RBW = 1MHz, VBW = 3 MHz, Sweep: Auto.
3. Average measurements: RBW = 1MHz, VBW = 10 Hz, Sweep: Auto.
4. “ * ”, means this data is the worst emission level.
5. Measurement Level = Reading Level + Correct Factor.
6. The average measurement was not performed when the peak measured data under the limit of average detection.

Product : Intel® Dual Band Wireless-AC 8260
Test Item : Band Edge Data
Test Site : No.3 OATS
Test Mode : Mode 1 SISO A: Transmit (802.11ac-80BW-32.5Mbps) -Channel 58

RF Radiated Measurement (Vertical):

Channel No.	Frequency (MHz)	Correct Factor (dB)	Reading Level (dBμV)	Emission Level (dBμV/m)	Peak Limit (dBμV/m)	Average Limit (dBμV/m)	Result
58 (Peak)	5301.400	5.753	90.164	95.917	--	--	--
58 (Peak)	5350.000	5.691	55.829	61.521	74.00	54.00	Pass
58 (Peak)	5351.600	5.689	57.876	63.566	74.00	54.00	Pass
58 (Average)	5303.400	5.751	76.664	82.415	--	--	--
58 (Average)	5350.000	5.691	41.467	47.159	74.00	54.00	Pass

Figure Channel 58: Vertical (Peak)

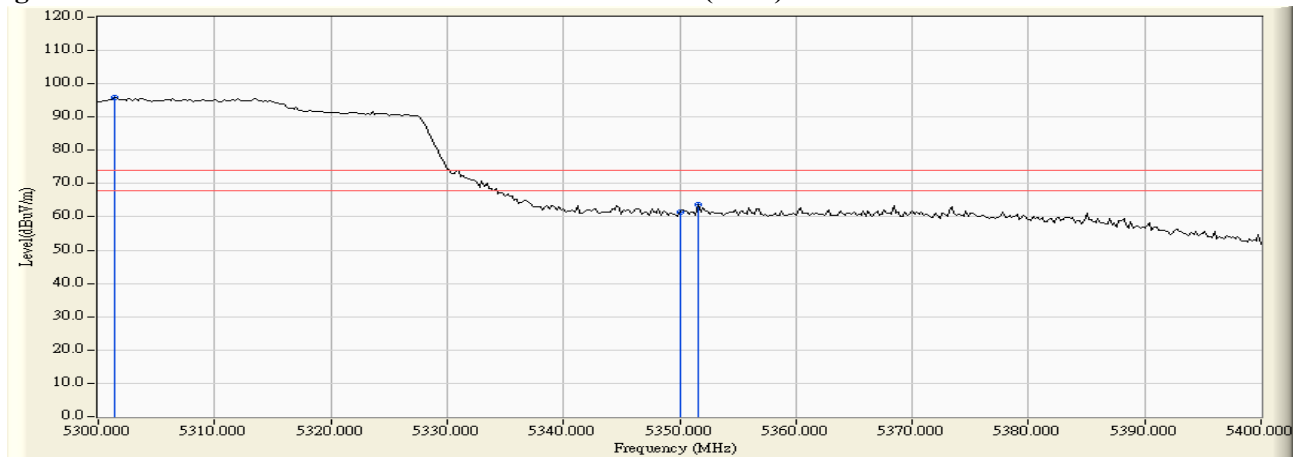
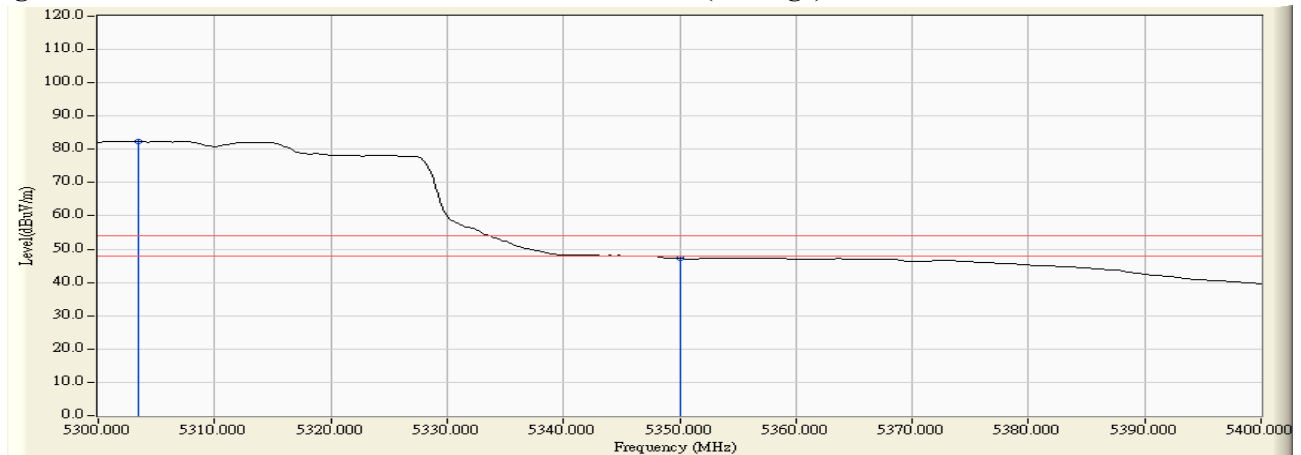


Figure Channel 58: Vertical (Average)



Note:

1. All readings above 1GHz are performed with peak and/or average measurements as necessary.
2. Peak measurements: RBW = 1MHz, VBW = 3 MHz, Sweep: Auto.
3. Average measurements: RBW = 1MHz, VBW = 10 Hz, Sweep: Auto.
4. “ * ”, means this data is the worst emission level.
5. Measurement Level = Reading Level + Correct Factor.
6. The average measurement was not performed when the peak measured data under the limit of average detection.

Product : Intel® Dual Band Wireless-AC 8260
Test Item : Band Edge Data
Test Site : No.3 OATS
Test Mode : Mode 1 SISO A: Transmit (802.11ac-80BW-32.5Mbps) -Channel 106

RF Radiated Measurement (Horizontal):

Channel No.	Frequency (MHz)	Correct Factor (dB)	Reading Level (dBμV)	Emission Level (dBμV/m)	Peak Limit (dBμV/m)	Average Limit (dBμV/m)	Result
106 (Peak)	5460.000	4.354	63.911	68.265	74.00	54.00	Pass
106 (Peak)	5509.200	4.816	94.947	99.762	--	--	--
106 (Average)	5460.000	4.354	48.984	53.338	74.00	54.00	Pass
106 (Average)	5507.600	4.828	81.388	86.216	--	--	--

Figure Channel 106:

Horizontal (Peak)

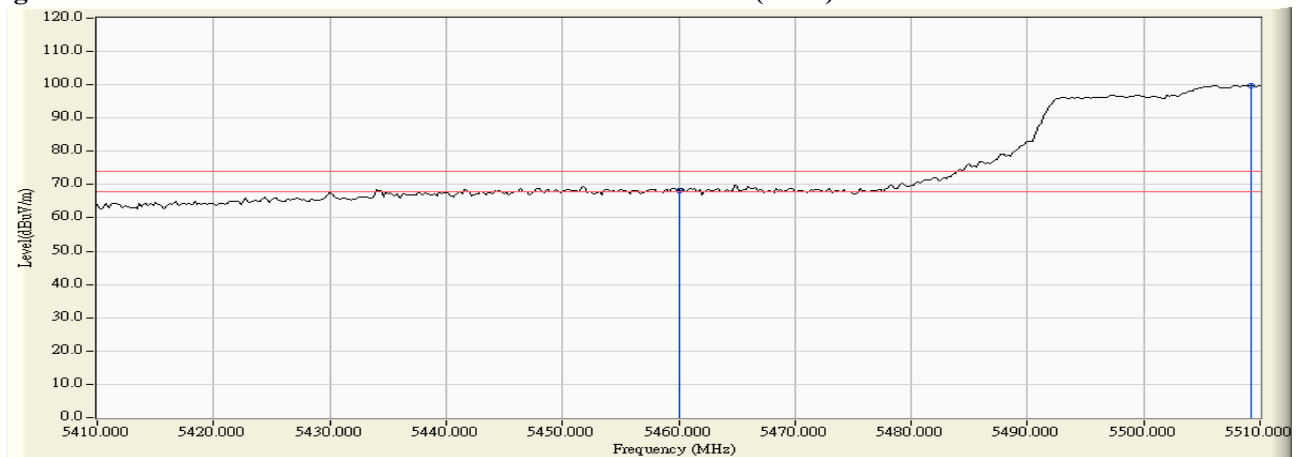
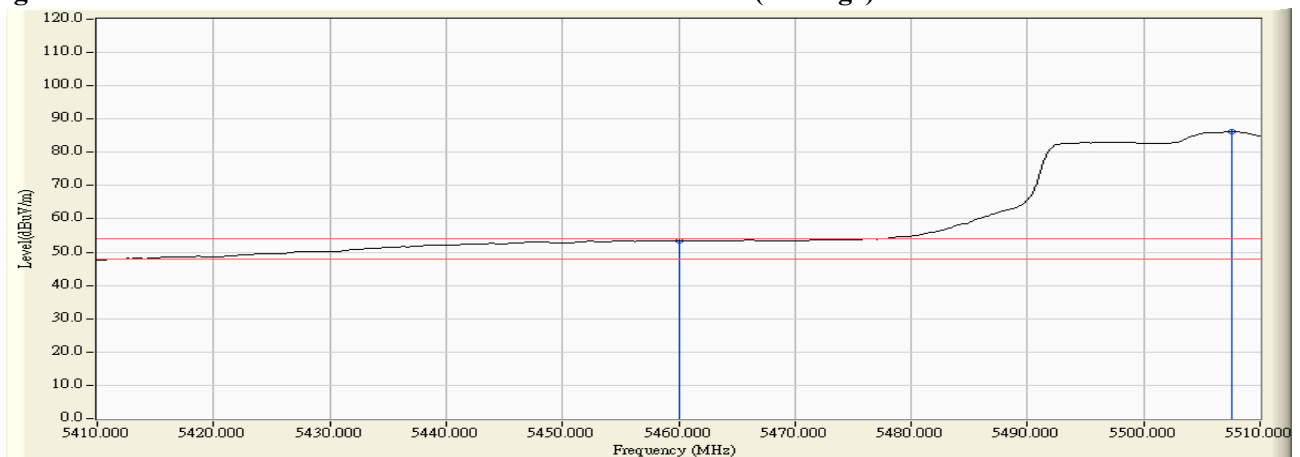


Figure Channel 106:

Horizontal (Average)



Note:

1. All readings above 1GHz are performed with peak and/or average measurements as necessary.
2. Peak measurements: RBW = 1MHz, VBW = 3 MHz, Sweep: Auto.
3. Average measurements: RBW = 1MHz, VBW = 10 Hz, Sweep: Auto.
4. “ * ”, means this data is the worst emission level.
5. Measurement Level = Reading Level + Correct Factor.
6. The average measurement was not performed when the peak measured data under the limit of average detection.

Product : Intel® Dual Band Wireless-AC 8260
Test Item : Band Edge Data
Test Site : No.3 OATS
Test Mode : Mode 1 SISO A: Transmit (802.11ac-80BW-32.5Mbps) -Channel 106

RF Radiated Measurement (Vertical):

Channel No.	Frequency (MHz)	Correct Factor (dB)	Reading Level (dBμV)	Emission Level (dBμV/m)	Peak Limit (dBμV/m)	Average Limit (dBμV/m)	Result
106 (Peak)	5460.000	6.041	61.488	67.529	74.00	54.00	Pass
106 (Peak)	5510.000	6.258	89.458	95.716	--	--	--
106 (Average)	5460.000	6.041	46.877	52.918	74.00	54.00	Pass
106 (Average)	5507.400	6.275	76.098	82.373	--	--	--

Figure Channel 106:

Vertical (Peak)

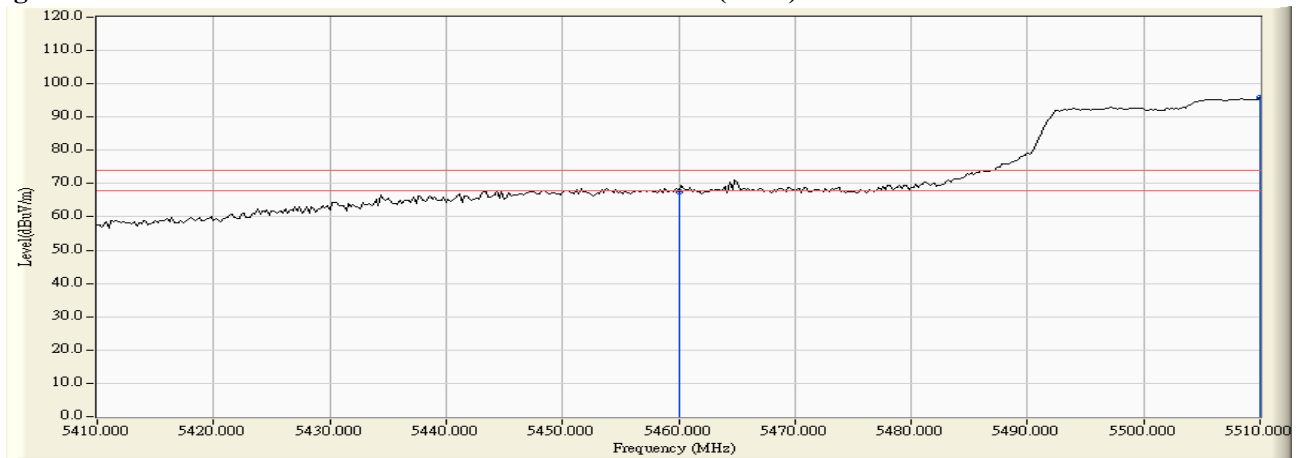
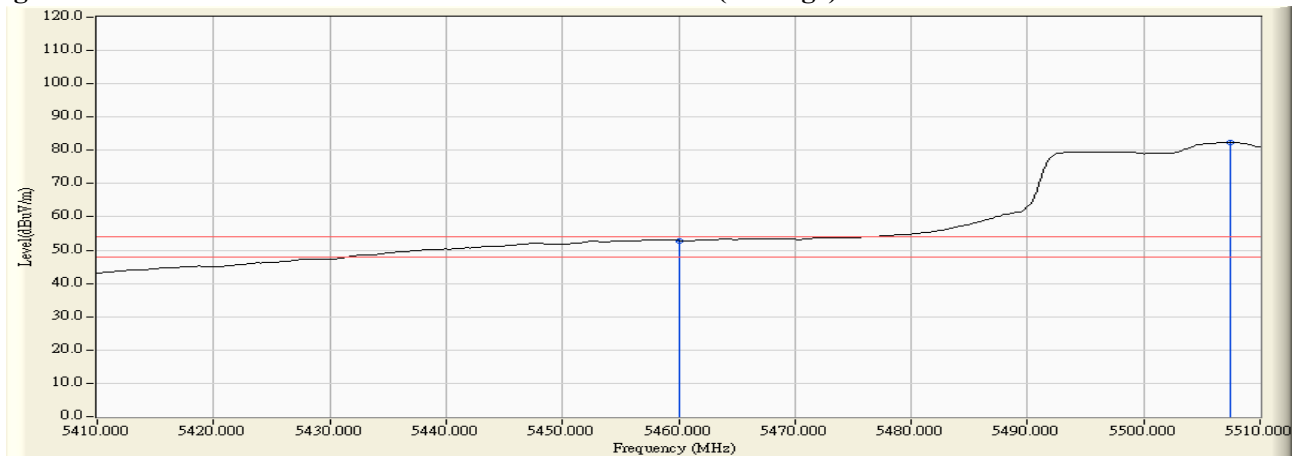


Figure Channel 106:

Vertical (Average)



Note:

1. All readings above 1GHz are performed with peak and/or average measurements as necessary.
2. Peak measurements: RBW = 1MHz, VBW = 3 MHz, Sweep: Auto.
3. Average measurements: RBW = 1MHz, VBW = 10 Hz, Sweep: Auto.
4. “ * ”, means this data is the worst emission level.
5. Measurement Level = Reading Level + Correct Factor.
6. The average measurement was not performed when the peak measured data under the limit of average detection.

Product : Intel® Dual Band Wireless-AC 8260
Test Item : Band Edge Data
Test Site : No.3 OATS
Test Mode : Mode 1 SISO A: Transmit (802.11ac-80BW-32.5Mbps) -Channel 106

RF Radiated Measurement:

	Frequency (MHz)	Correct Factor (dB)	Reading Level (dBuV)	Measure Level (dBuV/m)	Margin (dB)	Limit (dBuV/m)	Result
Horizontal	5453.800	4.272	63.105	67.376	-0.844	68.220	Pass
Horizontal	5470.000	4.488	60.904	65.392	-2.828	68.220	Pass
Horizontal	5515.400	4.766	91.896	96.662	28.442	68.220	Pass

	Frequency (MHz)	Correct Factor (dB)	Reading Level (dBuV)	Measure Level (dBuV/m)	Margin (dB)	Limit (dBuV/m)	Result
Vertical	5464.400	6.072	61.330	67.402	-0.818	68.220	Pass
Vertical	5470.000	6.112	59.195	65.306	-2.914	68.220	Pass
Vertical	5519.000	6.201	88.810	95.011	26.791	68.220	Pass

Product : Intel® Dual Band Wireless-AC 8260
Test Item : Band Edge Data
Test Site : No.3 OATS
Test Mode : Mode 2 SISO B: Transmit (802.11a-6Mbps)-Channel 36

RF Radiated Measurement (Horizontal):

Channel No.	Frequency (MHz)	Correct Factor (dB)	Reading Level (dBμV)	Emission Level (dBμV/m)	Peak Limit (dBμV/m)	Average Limit (dBμV/m)	Result
36 (Peak)	5148.600	3.345	63.960	67.305	74.00	54.00	Pass
36 (Peak)	5150.000	3.340	61.843	65.183	74.00	54.00	Pass
36 (Peak)	5177.400	3.244	105.651	108.894	--	--	--
36 (Average)	5150.000	3.340	45.910	49.250	74.00	54.00	Pass
36 (Average)	5184.000	3.220	94.016	97.236	--	--	--

Figure Channel 36: Horizontal (Peak)

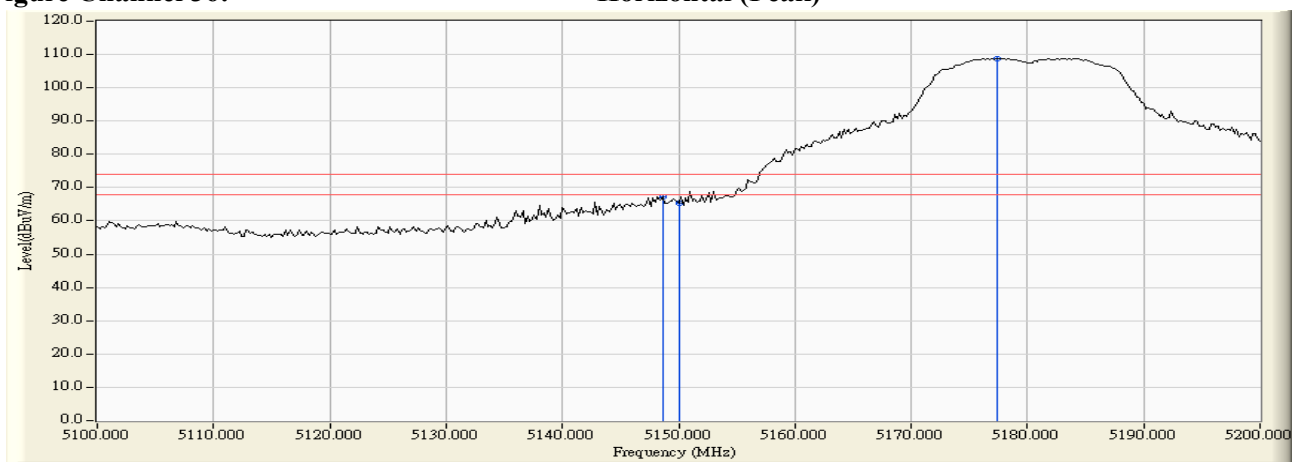
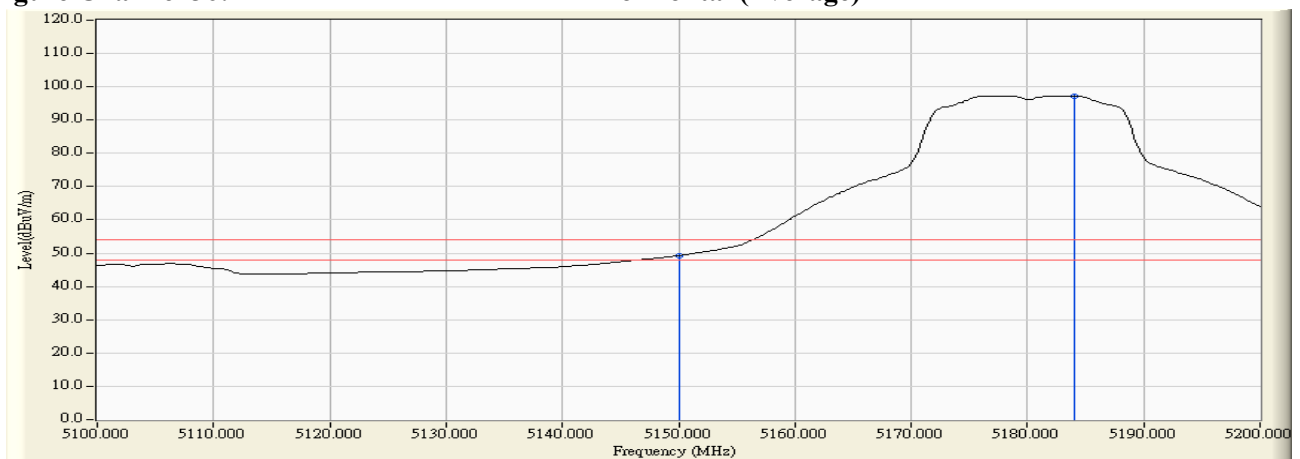


Figure Channel 36: Horizontal (Average)



- Note: 1. All readings above 1GHz are performed with peak and/or average measurements as necessary.
2. Peak measurements: RBW = 1MHz, VBW = 3 MHz, Sweep: Auto.
3. Average measurements: RBW = 1MHz, VBW = 10 Hz, Sweep: Auto.
4. “ * ”, means this data is the worst emission level.
5. Measurement Level = Reading Level + Correct Factor.
6. The average measurement was not performed when the peak measured data under the limit of average detection.

Product : Intel® Dual Band Wireless-AC 8260
Test Item : Band Edge Data
Test Site : No.3 OATS
Test Mode : Mode 2 SISO B: Transmit (802.11a-6Mbps)-Channel 36

RF Radiated Measurement (Vertical):

Channel No.	Frequency (MHz)	Correct Factor (dB)	Reading Level (dBμV)	Emission Level (dBμV/m)	Peak Limit (dBμV/m)	Average Limit (dBμV/m)	Result
36 (Peak)	5146.600	5.251	65.853	71.104	74.00	54.00	Pass
36 (Peak)	5150.000	5.260	64.218	69.478	74.00	54.00	Pass
36 (Peak)	5183.800	5.352	108.340	113.692	--	--	--
36 (Average)	5150.000	5.260	47.654	52.914	74.00	54.00	Pass
36 (Average)	5184.000	5.352	96.709	102.061	--	--	--

Figure Channel 36: Vertical (Peak)

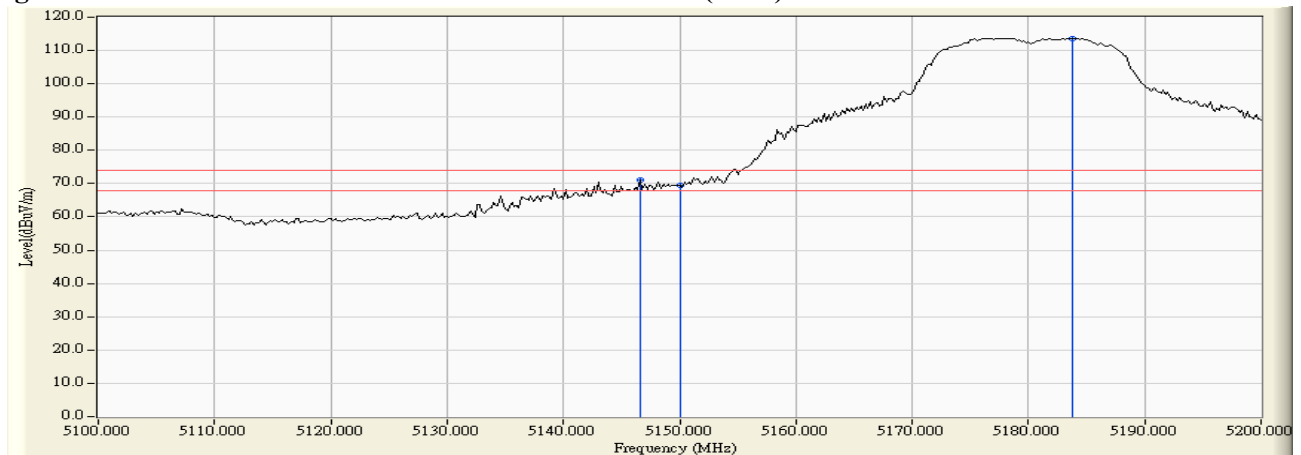
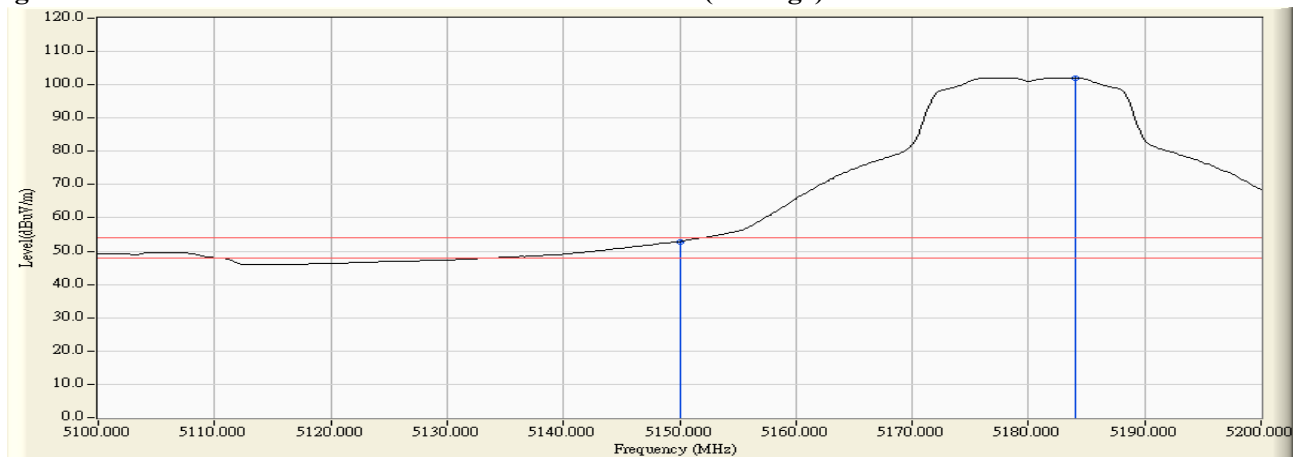


Figure Channel 36: Vertical (Average)



Note:

1. All readings above 1GHz are performed with peak and/or average measurements as necessary.
2. Peak measurements: RBW = 1MHz, VBW = 3 MHz, Sweep: Auto.
3. Average measurements: RBW = 1MHz, VBW = 10 Hz, Sweep: Auto.
4. “ * ”, means this data is the worst emission level.
5. Measurement Level = Reading Level + Correct Factor.
6. The average measurement was not performed when the peak measured data under the limit of average detection.

Product : Intel® Dual Band Wireless-AC 8260
Test Item : Band Edge Data
Test Site : No.3 OATS
Test Mode : Mode 2 SISO B: Transmit (802.11a-6Mbps) -Channel 64

RF Radiated Measurement (Horizontal):

Channel No.	Frequency (MHz)	Correct Factor (dB)	Reading Level (dBμV)	Emission Level (dBμV/m)	Peak Limit (dBμV/m)	Average Limit (dBμV/m)	Result
64 (Peak)	5316.000	3.824	103.558	107.383	--	--	--
64 (Peak)	5350.000	3.716	59.895	63.612	74.00	54.00	Pass
64 (Peak)	5356.400	3.695	63.120	66.815	74.00	54.00	Pass
64 (Average)	5316.400	3.823	91.957	95.781	--	--	--
64 (Average)	5350.000	3.716	45.464	49.181	74.00	54.00	Pass

Figure Channel 64: Horizontal (Peak)

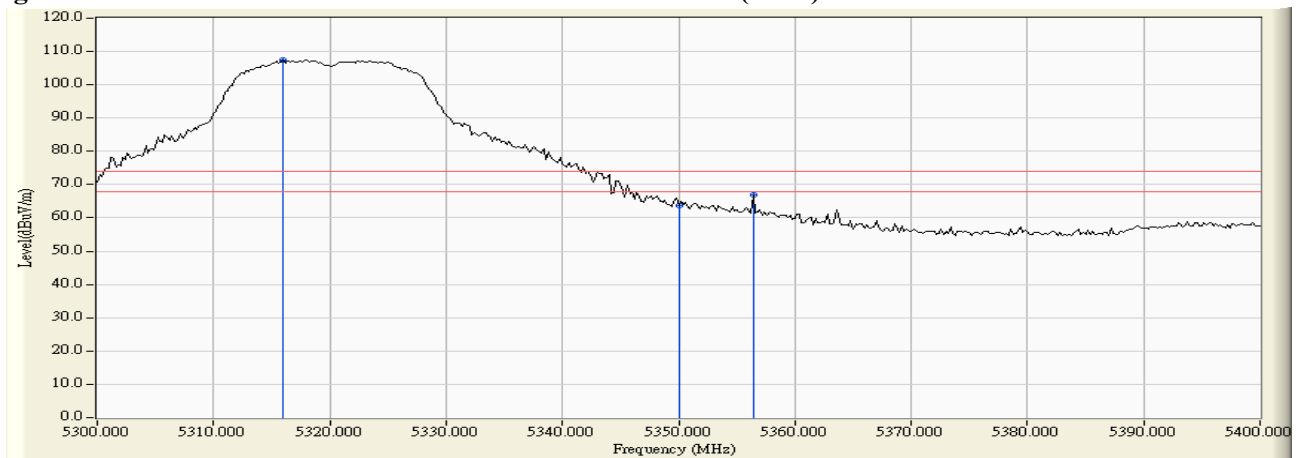
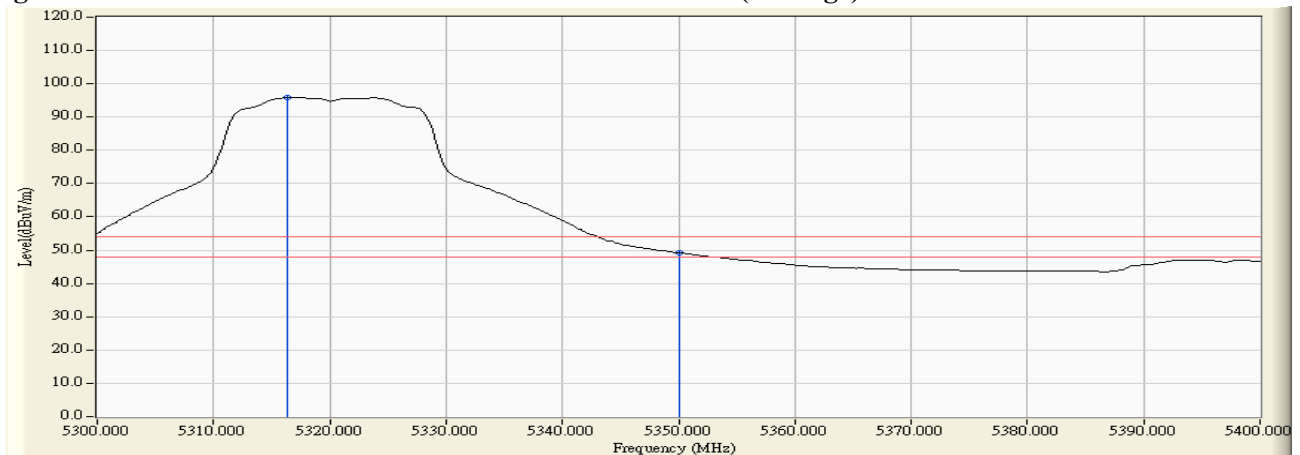


Figure Channel 64: Horizontal (Average)



Note:

1. All readings above 1GHz are performed with peak and/or average measurements as necessary.
2. Peak measurements: RBW = 1MHz, VBW = 3 MHz, Sweep: Auto.
3. Average measurements: RBW = 1MHz, VBW = 10 Hz, Sweep: Auto.
4. “ * ”, means this data is the worst emission level.
5. Measurement Level = Reading Level + Correct Factor.
6. The average measurement was not performed when the peak measured data under the limit of average detection.

Product : Intel® Dual Band Wireless-AC 8260
Test Item : Band Edge Data
Test Site : No.3 OATS
Test Mode : Mode 2 SISO B: Transmit (802.11a-6Mbps) -Channel 64

RF Radiated Measurement (Vertical):

Channel No.	Frequency (MHz)	Correct Factor (dB)	Reading Level (dBμV)	Emission Level (dBμV/m)	Peak Limit (dBμV/m)	Average Limit (dBμV/m)	Result
64 (Peak)	5323.600	5.725	105.078	110.803	--	--	--
64 (Peak)	5350.000	5.691	62.161	67.853	74.00	54.00	Pass
64 (Peak)	5350.800	5.690	64.891	70.582	74.00	54.00	Pass
64 (Average)	5323.600	5.725	94.239	99.964	--	--	--
64 (Average)	5350.000	5.691	47.413	53.105	74.00	54.00	Pass

Figure Channel 64: Vertical (Peak)

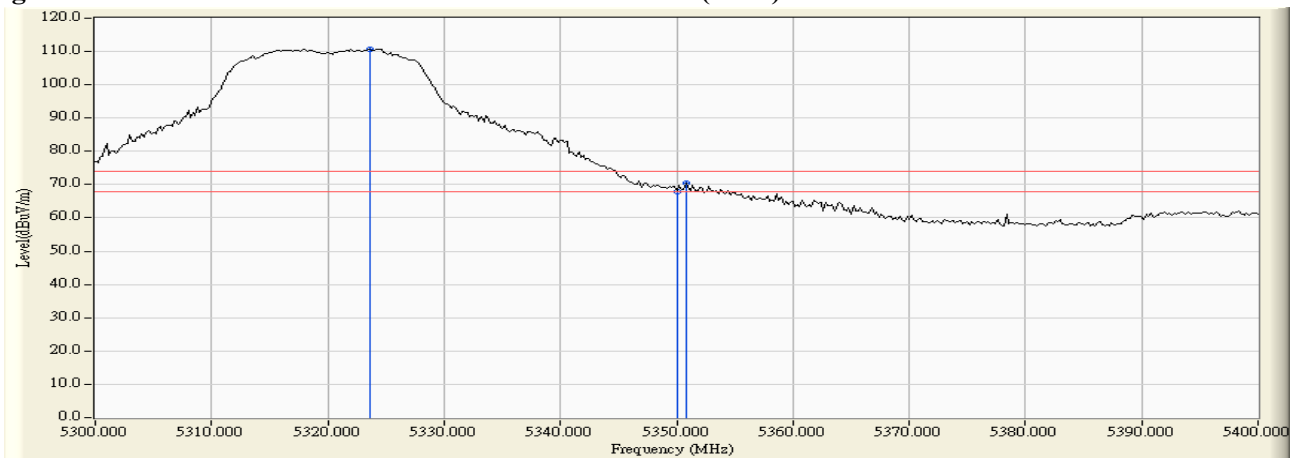
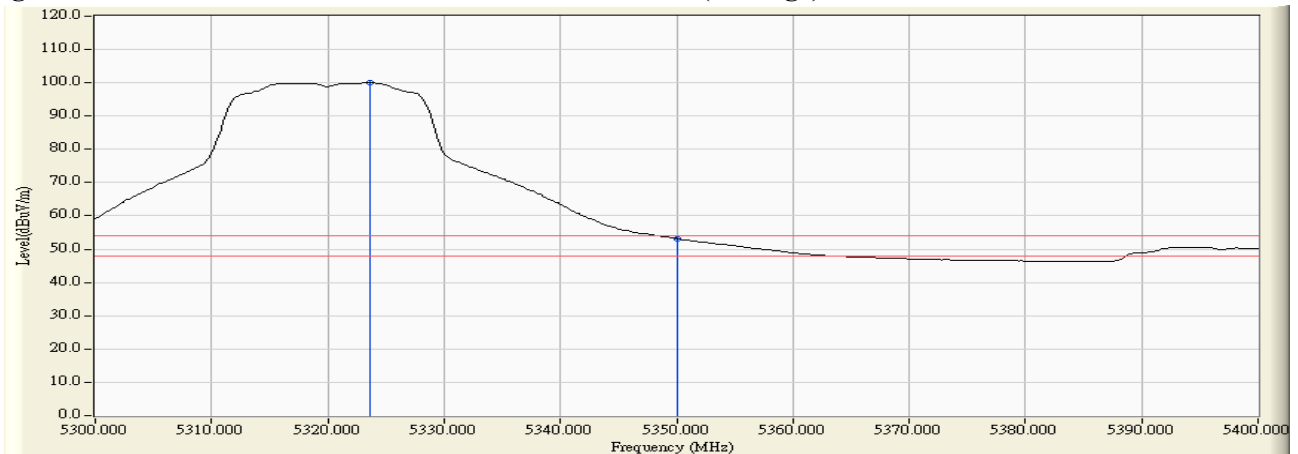


Figure Channel 64: Vertical (Average)



Note:

1. All readings above 1GHz are performed with peak and/or average measurements as necessary.
2. Peak measurements: RBW = 1MHz, VBW = 3 MHz, Sweep: Auto.
3. Average measurements: RBW = 1MHz, VBW = 10 Hz, Sweep: Auto.
4. “ * ”, means this data is the worst emission level.
5. Measurement Level = Reading Level + Correct Factor.
6. The average measurement was not performed when the peak measured data under the limit of average detection.

Product : Intel® Dual Band Wireless-AC 8260
Test Item : Band Edge Data
Test Site : No.3 OATS
Test Mode : Mode 2 SISO B: Transmit (802.11a-6Mbps) -Channel 100

RF Radiated Measurement (Horizontal):

Channel No.	Frequency (MHz)	Correct Factor (dB)	Reading Level (dBμV)	Emission Level (dBμV/m)	Peak Limit (dBμV/m)	Average Limit (dBμV/m)	Result
100 (Peak)	5460.000	4.354	61.275	65.629	74.00	54.00	Pass
100 (Peak)	5497.200	4.795	104.574	109.369	--	--	--
100 (Average)	5460.000	4.354	44.508	48.862	74.00	54.00	Pass
100 (Average)	5497.800	4.799	92.697	97.496	--	--	--

Figure Channel 100: Horizontal (Peak)

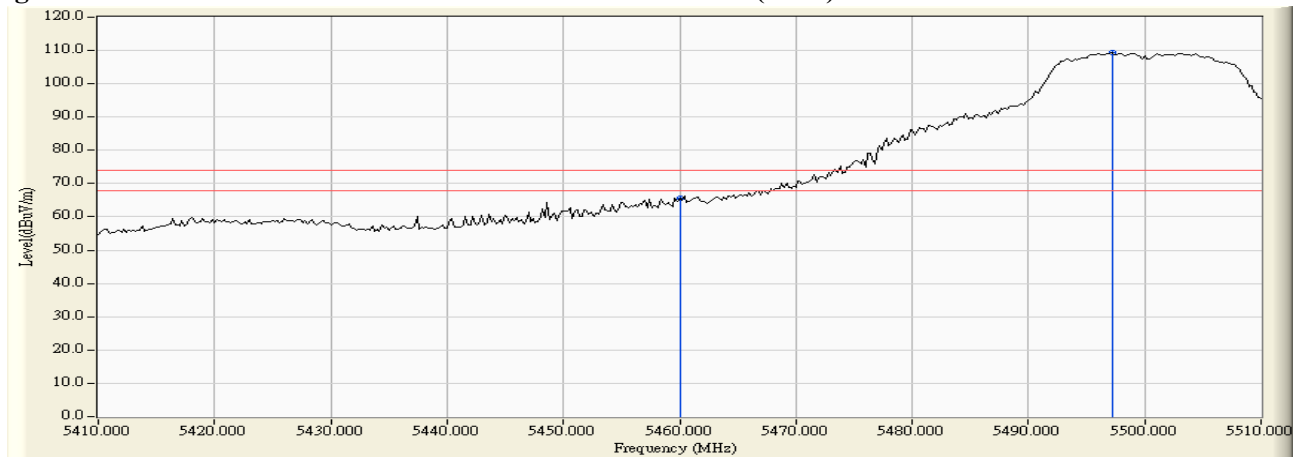
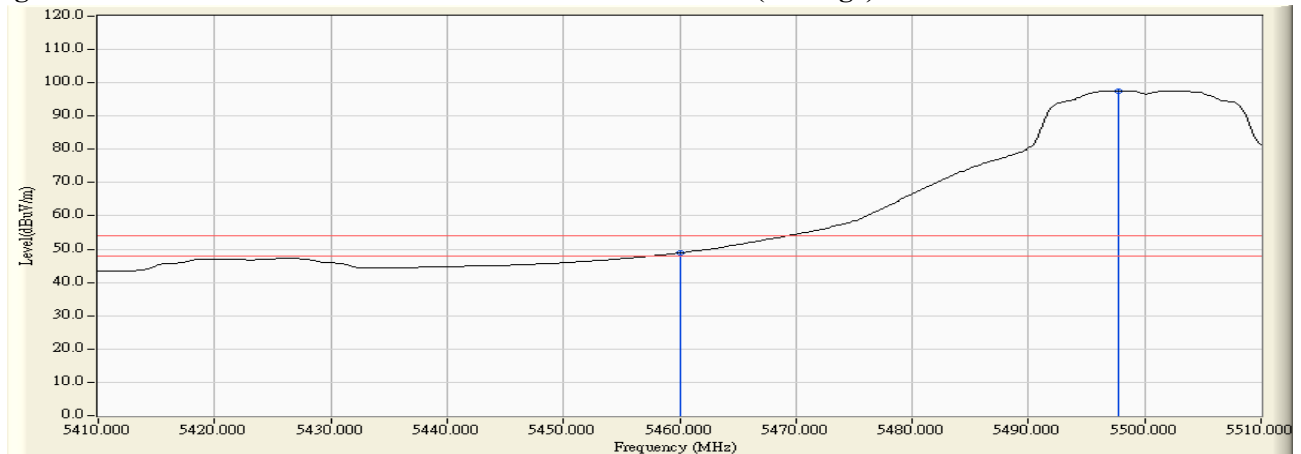


Figure Channel 100: Horizontal (Average)



Note:

1. All readings above 1GHz are performed with peak and/or average measurements as necessary.
2. Peak measurements: RBW = 1MHz, VBW = 3 MHz, Sweep: Auto.
3. Average measurements: RBW = 1MHz, VBW = 10 Hz, Sweep: Auto.
4. “ * ”, means this data is the worst emission level.
5. Measurement Level = Reading Level + Correct Factor.
6. The average measurement was not performed when the peak measured data under the limit of average detection.

Product : Intel® Dual Band Wireless-AC 8260
Test Item : Band Edge Data
Test Site : No.3 OATS
Test Mode : Mode 2 SISO B: Transmit (802.11a-6Mbps) -Channel 100

RF Radiated Measurement (Vertical):

Channel No.	Frequency (MHz)	Correct Factor (dB)	Reading Level (dBμV)	Emission Level (dBμV/m)	Peak Limit (dBμV/m)	Average Limit (dBμV/m)	Result
100 (Peak)	5459.600	6.039	62.980	69.018	74.00	54.00	Pass
100 (Peak)	5460.000	6.041	62.389	68.430	74.00	54.00	Pass
100 (Peak)	5497.800	6.268	105.476	111.744	--	--	--
100 (Average)	5460.000	6.041	45.775	51.816	74.00	54.00	Pass
100 (Average)	5497.800	6.268	93.539	99.807	--	--	--

Figure Channel 100: Vertical (Peak)

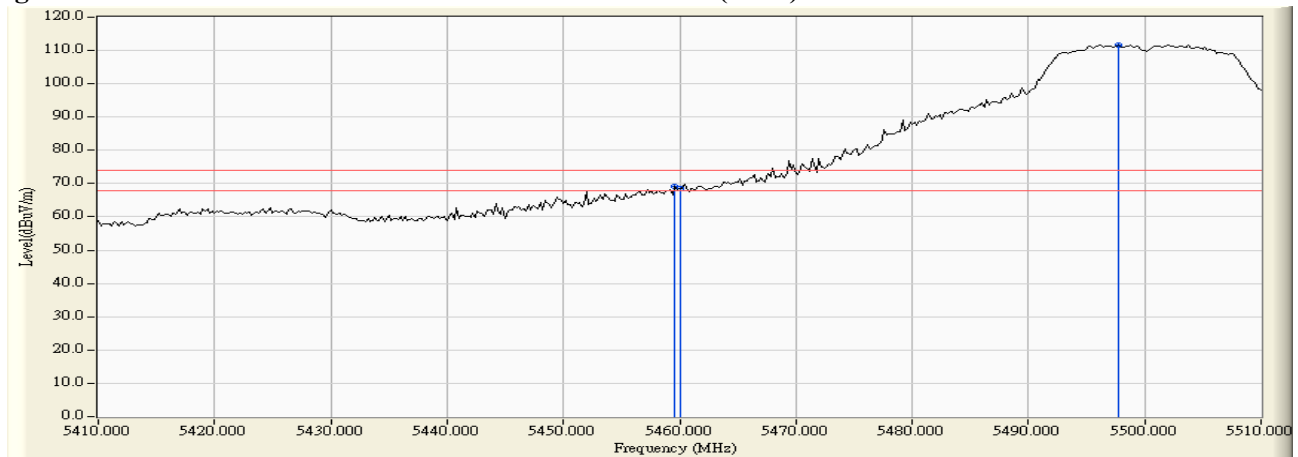
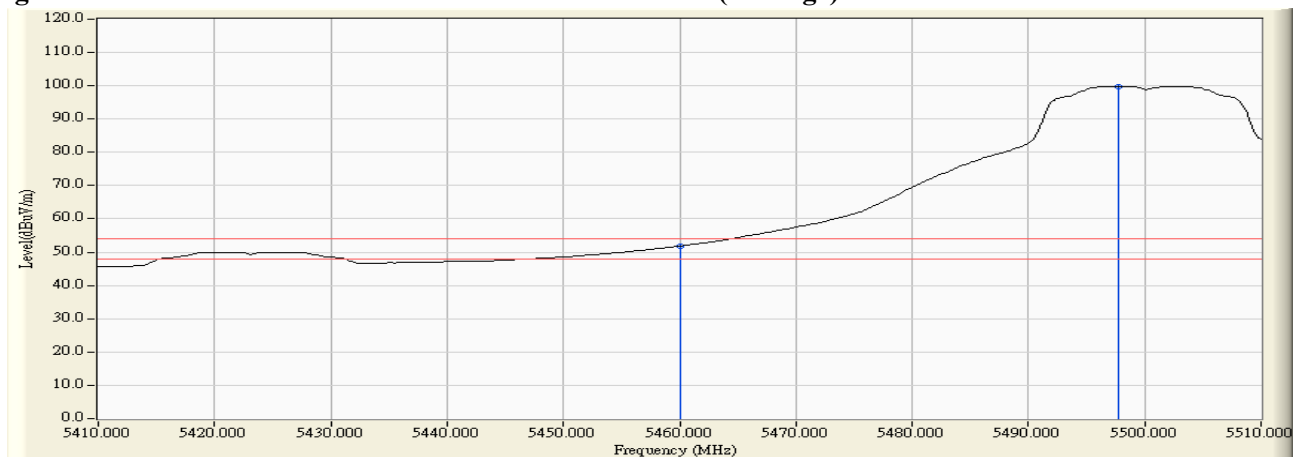


Figure Channel 100: Vertical (Average)



Note:

1. All readings above 1GHz are performed with peak and/or average measurements as necessary.
2. Peak measurements: RBW = 1MHz, VBW = 3 MHz, Sweep: Auto.
3. Average measurements: RBW = 1MHz, VBW = 10 Hz, Sweep: Auto.
4. “ * ”, means this data is the worst emission level.
5. Measurement Level = Reading Level + Correct Factor.
6. The average measurement was not performed when the peak measured data under the limit of average detection.

Product : Intel® Dual Band Wireless-AC 8260
 Test Item : Band Edge Data
 Test Site : No.3 OATS
 Test Mode : Mode 2 SISO B: Transmit (802.11a-6Mbps) -Channel 100

RF Radiated Measurement:

	Frequency (MHz)	Correct Factor (dB)	Reading Level (dBuV)	Measure Level (dBuV/m)	Margin (dB)	Limit (dBuV/m)	Result
Horizontal	5469.000	4.474	57.499	61.973	-6.247	68.220	Pass
Horizontal	5470.000	4.488	55.317	59.805	-8.415	68.220	Pass
Horizontal	5498.200	4.801	104.162	108.964	40.744	68.220	Pass

	Frequency (MHz)	Correct Factor (dB)	Reading Level (dBuV)	Measure Level (dBuV/m)	Margin (dB)	Limit (dBuV/m)	Result
Vertical	5467.000	6.090	57.793	63.883	-4.337	68.220	Pass
Vertical	5470.000	6.112	56.770	62.881	-5.339	68.220	Pass
Vertical	5497.400	6.267	102.314	108.581	40.361	68.220	Pass

Product : Intel® Dual Band Wireless-AC 8260
 Test Item : Band Edge Data
 Test Site : No.3 OATS
 Test Mode : Mode 2 SISO B: Transmit (802.11a-6Mbps) -Channel 140

RF Radiated Measurement:

	Frequency (MHz)	Correct Factor (dB)	Reading Level (dBuV)	Measure Level (dBuV/m)	Margin (dB)	Limit (dBuV/m)	Result
Horizontal	5698.200	4.622	102.901	107.523	39.303	68.220	Pass
Horizontal	5725.000	4.654	62.917	67.571	-0.649	68.220	Pass

	Frequency (MHz)	Correct Factor (dB)	Reading Level (dBuV)	Measure Level (dBuV/m)	Margin (dB)	Limit (dBuV/m)	Result
Vertical	5695.800	5.977	101.133	107.110	38.890	68.220	Pass
Vertical	5725.000	5.992	61.607	67.600	-0.620	68.220	Pass

Product : Intel® Dual Band Wireless-AC 8260
Test Item : Band Edge Data
Test Site : No.3 OATS
Test Mode : Mode 2 SISO B: Transmit (802.11n-20BW 7.2Mbps) -Channel 36

RF Radiated Measurement (Horizontal):

Channel No.	Frequency (MHz)	Correct Factor (dB)	Reading Level (dBμV)	Emission Level (dBμV/m)	Peak Limit (dBμV/m)	Average Limit (dBμV/m)	Result
36 (Peak)	5149.000	3.344	63.566	66.910	74.00	54.00	Pass
36 (Peak)	5150.000	3.340	61.497	64.837	74.00	54.00	Pass
36 (Peak)	5177.400	3.244	104.646	107.889	--	--	--
36 (Average)	5150.000	3.340	45.910	49.250	74.00	54.00	Pass
36 (Average)	5184.000	3.220	94.016	97.236	--	--	--

Figure Channel 36: Horizontal (Peak)

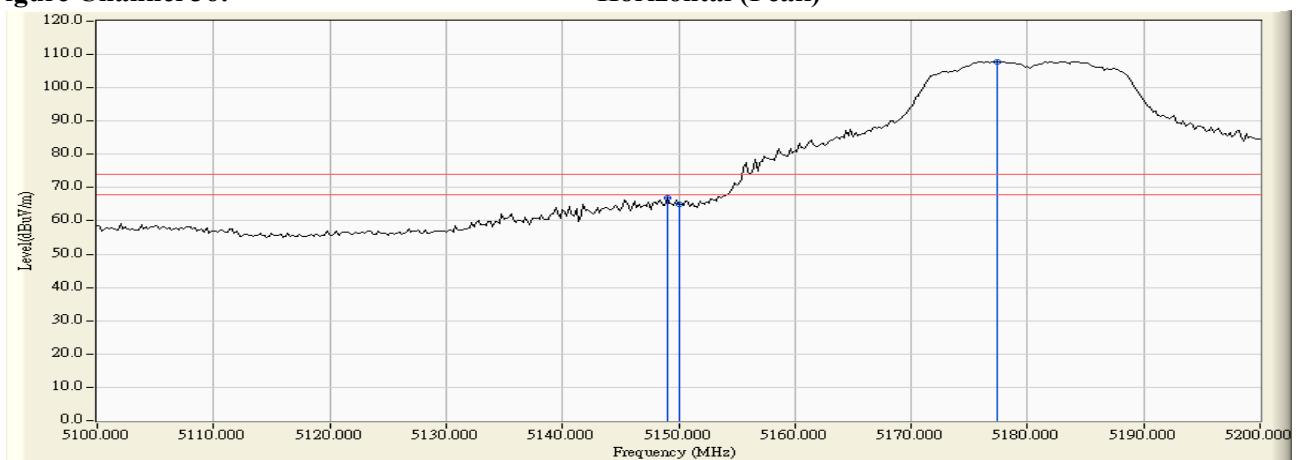
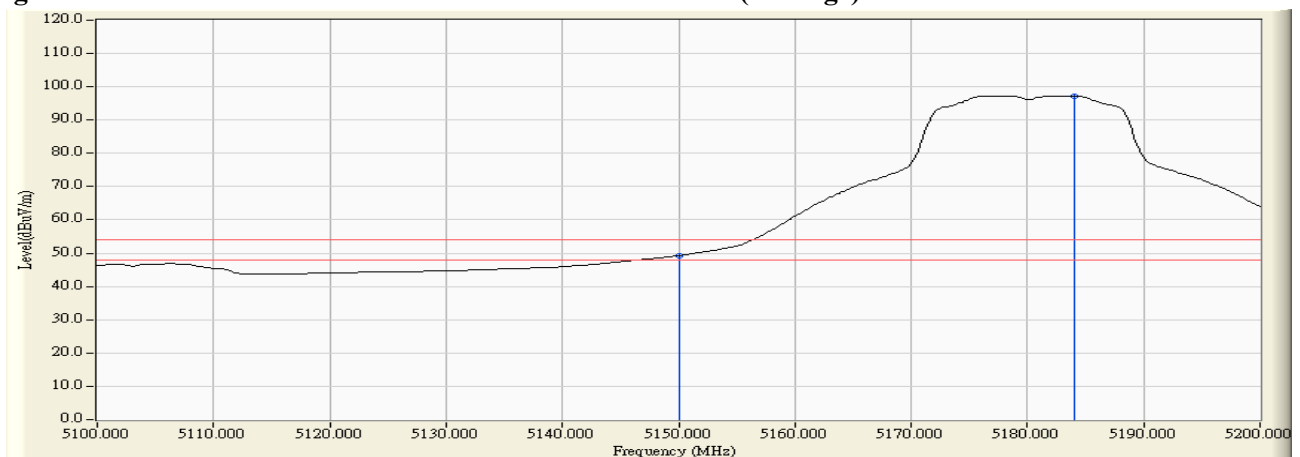


Figure Channel 36: Horizontal (Average)



Note:

1. All readings above 1GHz are performed with peak and/or average measurements as necessary.
2. Peak measurements: RBW = 1MHz, VBW = 3 MHz, Sweep: Auto.
3. Average measurements: RBW = 1MHz, VBW = 10 Hz, Sweep: Auto.
4. “ * ”, means this data is the worst emission level.
5. Measurement Level = Reading Level + Correct Factor.
6. The average measurement was not performed when the peak measured data under the limit of average detection.

Product : Intel® Dual Band Wireless-AC 8260
Test Item : Band Edge Data
Test Site : No.3 OATS
Test Mode : Mode 2 SISO B: Transmit (802.11n-20BW 7.2Mbps) -Channel 36

RF Radiated Measurement (Vertical):

Channel No.	Frequency (MHz)	Correct Factor (dB)	Reading Level (dBμV)	Emission Level (dBμV/m)	Peak Limit (dBμV/m)	Average Limit (dBμV/m)	Result
36 (Peak)	5148.000	5.254	63.648	68.902	74.00	54.00	Pass
36 (Peak)	5150.000	5.260	63.047	68.307	74.00	54.00	Pass
36 (Peak)	5178.600	5.337	106.981	112.319	--	--	--
36 (Average)	5150.000	5.260	47.607	52.867	74.00	54.00	Pass
36 (Average)	5177.000	5.335	95.586	100.920	--	--	--

Figure Channel 36: Vertical (Peak)

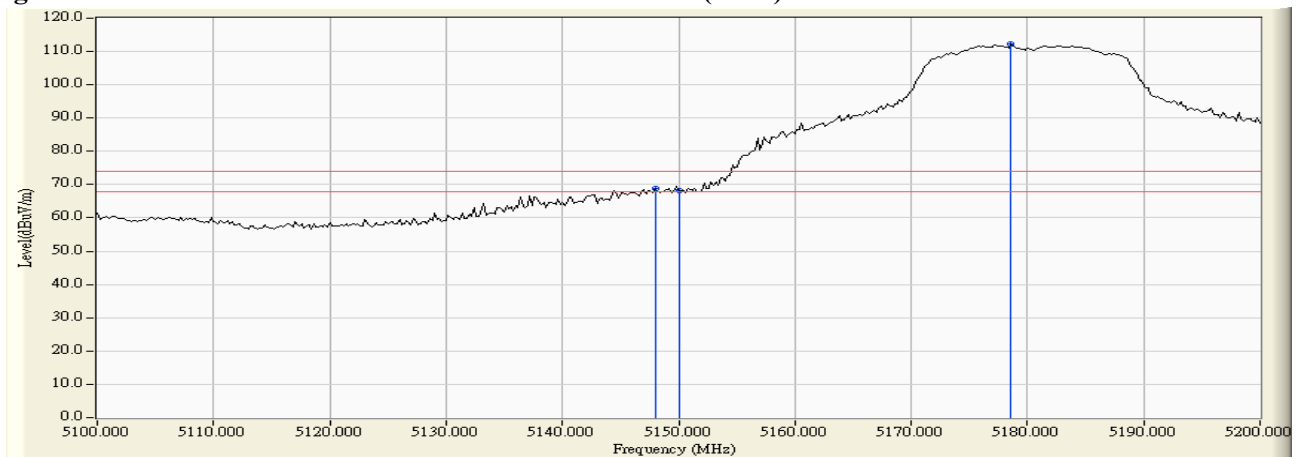
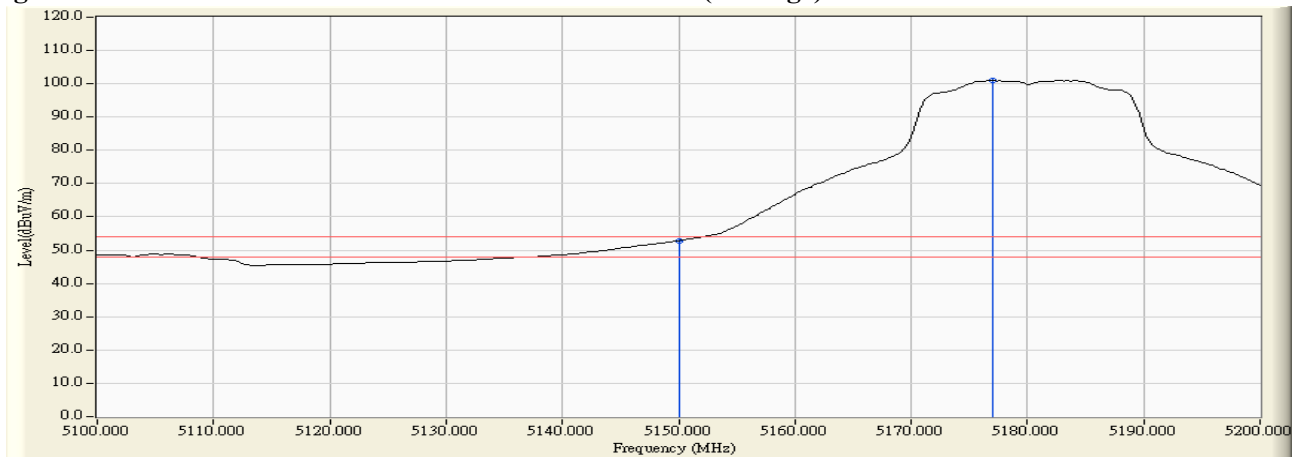


Figure Channel 36: Vertical (Average)



Note:

1. All readings above 1GHz are performed with peak and/or average measurements as necessary.
2. Peak measurements: RBW = 1MHz, VBW = 3 MHz, Sweep: Auto.
3. Average measurements: RBW = 1MHz, VBW = 10 Hz, Sweep: Auto.
4. “ * ”, means this data is the worst emission level.
5. Measurement Level = Reading Level + Correct Factor.
6. The average measurement was not performed when the peak measured data under the limit of average detection.

Product : Intel® Dual Band Wireless-AC 8260
Test Item : Band Edge Data
Test Site : No.3 OATS
Test Mode : Mode 2 SISO B: Transmit (802.11n-20BW 7.2Mbps) -Channel 64

RF Radiated Measurement (Horizontal):

Channel No.	Frequency (MHz)	Correct Factor (dB)	Reading Level (dBμV)	Emission Level (dBμV/m)	Peak Limit (dBμV/m)	Average Limit (dBμV/m)	Result
64 (Peak)	5322.200	3.806	101.867	105.672	--	--	--
64 (Peak)	5350.000	3.716	60.566	64.283	74.00	54.00	Pass
64 (Peak)	5350.600	3.714	61.572	65.287	74.00	54.00	Pass
64 (Average)	5316.800	3.823	91.134	94.956	--	--	--
64 (Average)	5350.000	3.716	45.071	48.788	74.00	54.00	Pass

Figure Channel 64: Horizontal (Peak)

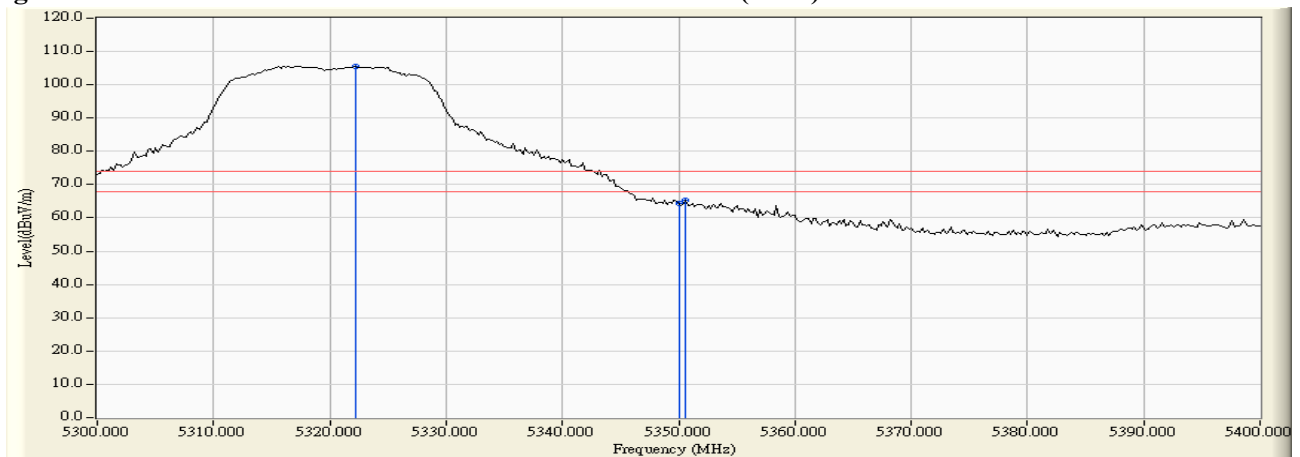
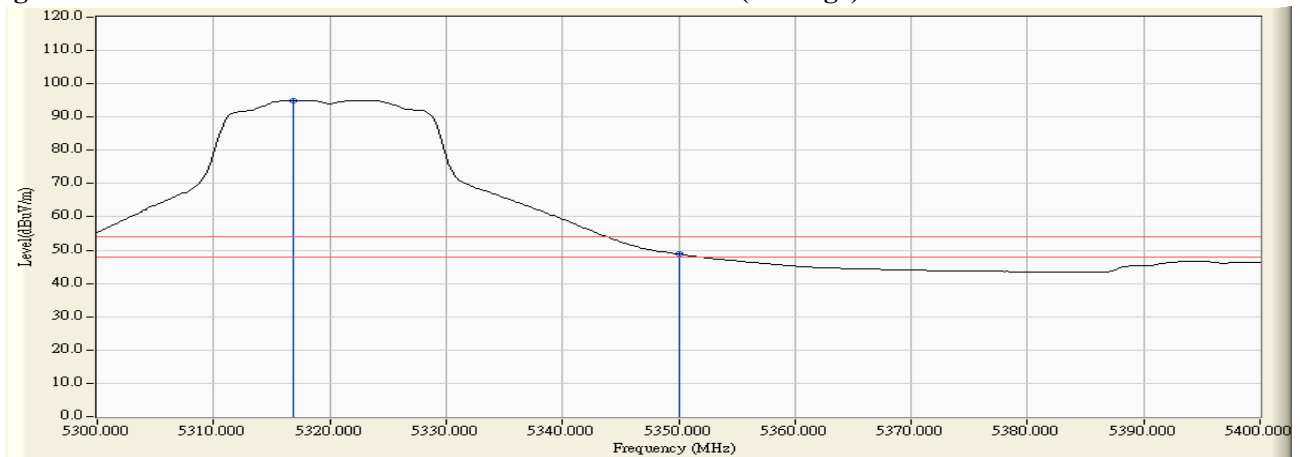


Figure Channel 64: Horizontal (Average)



Note:

1. All readings above 1GHz are performed with peak and/or average measurements as necessary.
2. Peak measurements: RBW = 1MHz, VBW = 3 MHz, Sweep: Auto.
3. Average measurements: RBW = 1MHz, VBW = 10 Hz, Sweep: Auto.
4. “ * ”, means this data is the worst emission level.
5. Measurement Level = Reading Level + Correct Factor.
6. The average measurement was not performed when the peak measured data under the limit of average detection.

Product : Intel® Dual Band Wireless-AC 8260
Test Item : Band Edge Data
Test Site : No.3 OATS
Test Mode : Mode 2 SISO B: Transmit (802.11n-20BW 7.2Mbps) -Channel 64

RF Radiated Measurement (Vertical):

Channel No.	Frequency (MHz)	Correct Factor (dB)	Reading Level (dBμV)	Emission Level (dBμV/m)	Peak Limit (dBμV/m)	Average Limit (dBμV/m)	Result
64 (Peak)	5321.600	5.727	105.581	111.308	--	--	--
64 (Peak)	5350.000	5.691	63.641	69.333	74.00	54.00	Pass
64 (Peak)	5350.800	5.690	64.597	70.288	74.00	54.00	Pass
64 (Average)	5317.200	5.732	93.721	99.454	--	--	--
64 (Average)	5350.000	5.691	47.206	52.898	74.00	54.00	Pass

Figure Channel 64: Vertical (Peak)

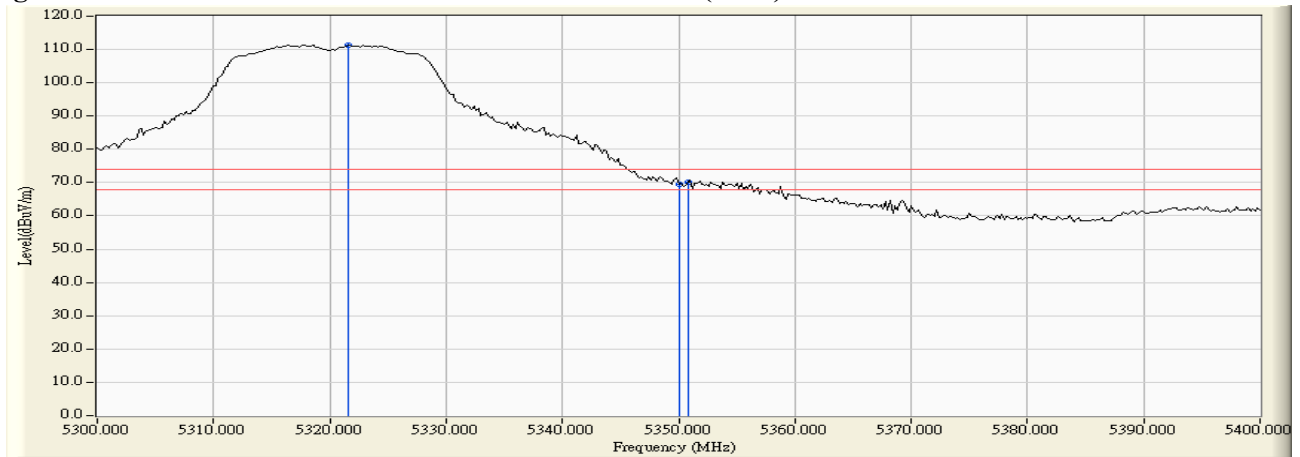
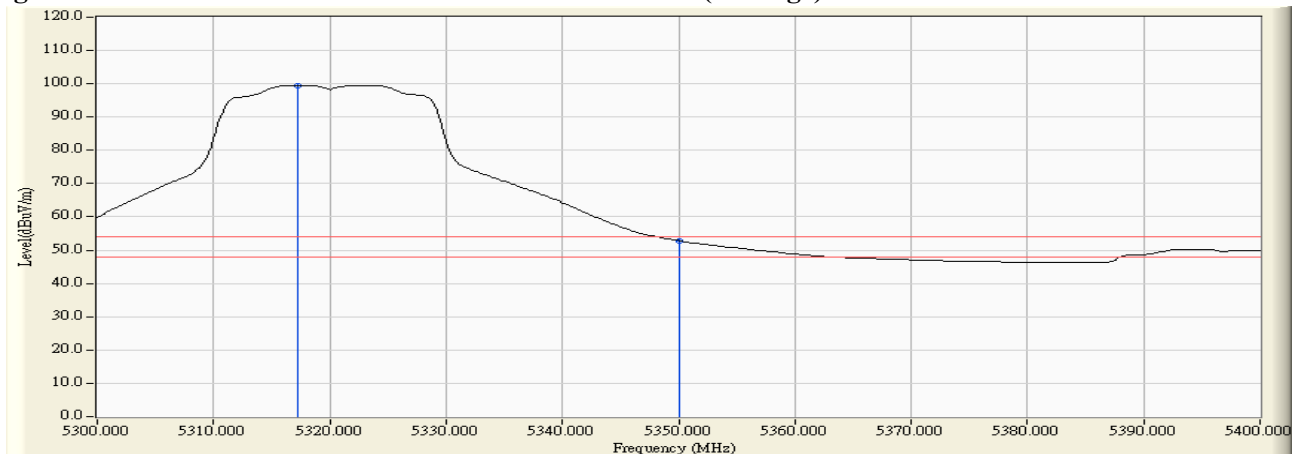


Figure Channel 64: Vertical (Average)



Note:

1. All readings above 1GHz are performed with peak and/or average measurements as necessary.
2. Peak measurements: RBW = 1MHz, VBW = 3 MHz, Sweep: Auto.
3. Average measurements: RBW = 1MHz, VBW = 10 Hz, Sweep: Auto.
4. “ * ”, means this data is the worst emission level.
5. Measurement Level = Reading Level + Correct Factor.
6. The average measurement was not performed when the peak measured data under the limit of average detection.

Product : Intel® Dual Band Wireless-AC 8260
Test Item : Band Edge Data
Test Site : No.3 OATS
Test Mode : Mode 2 SISO B: Transmit (802.11n-20BW 7.2Mbps) -Channel 100

RF Radiated Measurement (Horizontal):

Channel No.	Frequency (MHz)	Correct Factor (dB)	Reading Level (dBμV)	Emission Level (dBμV/m)	Peak Limit (dBμV/m)	Average Limit (dBμV/m)	Result
100 (Peak)	5459.000	4.340	62.429	66.769	74.00	54.00	Pass
100 (Peak)	5460.000	4.354	61.697	66.051	74.00	54.00	Pass
100 (Peak)	5497.200	4.795	104.210	109.005	--	--	--
100 (Average)	5460.000	4.354	45.569	49.923	74.00	54.00	Pass
100 (Average)	5497.800	4.799	92.448	97.247	--	--	--

Figure Channel 100: Horizontal (Peak)

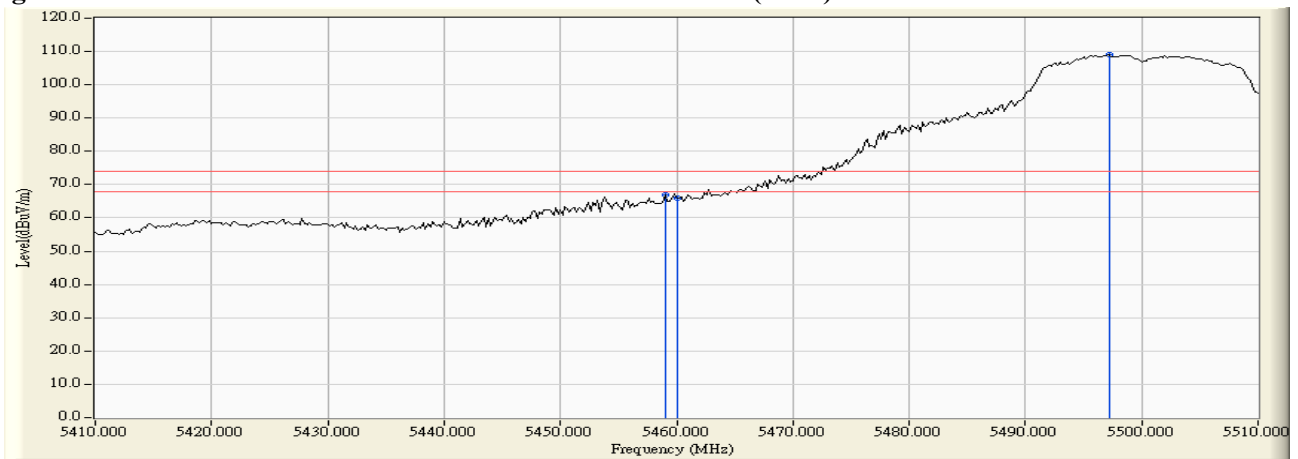
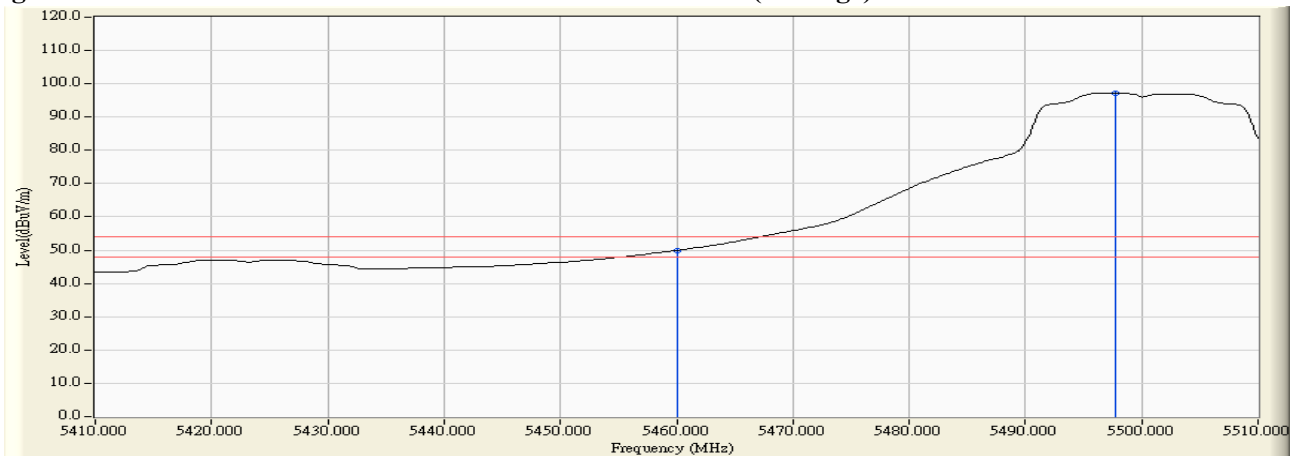


Figure Channel 100: Horizontal (Average)



Note:

1. All readings above 1GHz are performed with peak and/or average measurements as necessary.
2. Peak measurements: RBW = 1MHz, VBW = 3 MHz, Sweep: Auto.
3. Average measurements: RBW = 1MHz, VBW = 10 Hz, Sweep: Auto.
4. “ * ”, means this data is the worst emission level.
5. Measurement Level = Reading Level + Correct Factor.
6. The average measurement was not performed when the peak measured data under the limit of average detection.

Product : Intel® Dual Band Wireless-AC 8260
Test Item : Band Edge Data
Test Site : No.3 OATS
Test Mode : Mode 2 SISO B: Transmit (802.11n-20BW 7.2Mbps) -Channel 100

RF Radiated Measurement (Vertical):

Channel No.	Frequency (MHz)	Correct Factor (dB)	Reading Level (dBμV)	Emission Level (dBμV/m)	Peak Limit (dBμV/m)	Average Limit (dBμV/m)	Result
100 (Peak)	5459.000	6.033	62.730	68.764	74.00	54.00	Pass
100 (Peak)	5460.000	6.041	62.442	68.483	74.00	54.00	Pass
100 (Peak)	5498.800	6.271	104.731	111.002	--	--	--
100 (Average)	5460.000	6.041	46.747	52.788	74.00	54.00	Pass
100 (Average)	5497.600	6.267	93.531	99.799	--	--	--

Figure Channel 100: Vertical (Peak)

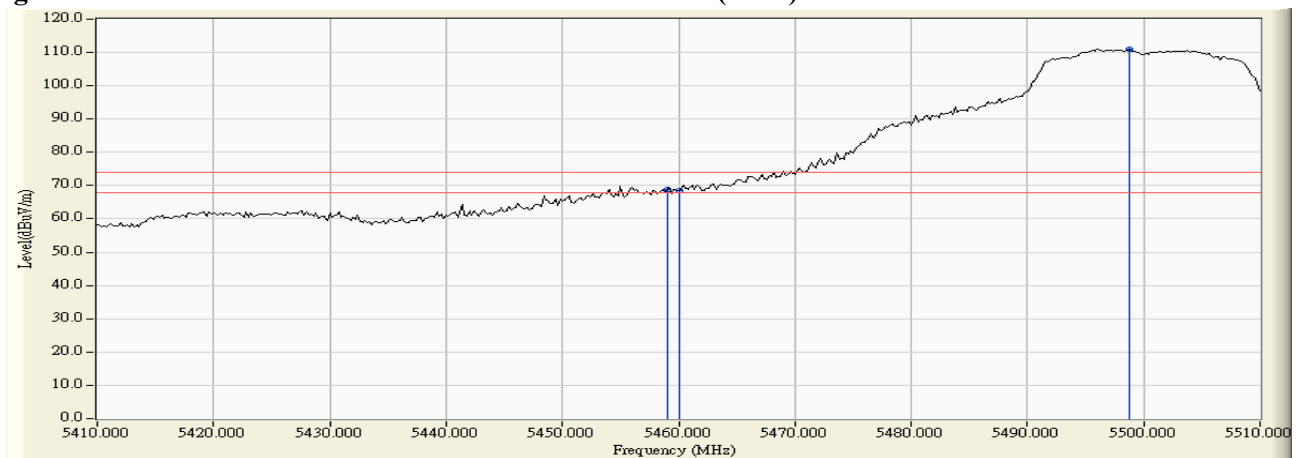
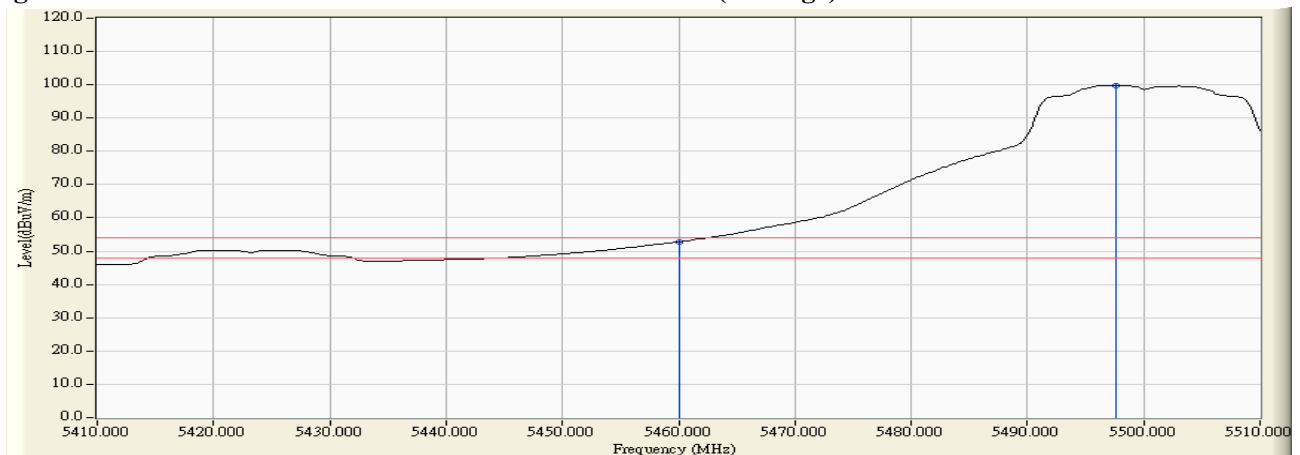


Figure Channel 100: Vertical (Average)



Note:

1. All readings above 1GHz are performed with peak and/or average measurements as necessary.
2. Peak measurements: RBW = 1MHz, VBW = 3 MHz, Sweep: Auto.
3. Average measurements: RBW = 1MHz, VBW = 10 Hz, Sweep: Auto.
4. “ * ”, means this data is the worst emission level.
5. Measurement Level = Reading Level + Correct Factor.
6. The average measurement was not performed when the peak measured data under the limit of average detection.

Product : Intel® Dual Band Wireless-AC 8260
Test Item : Band Edge Data
Test Site : No.3 OATS
Test Mode : Mode 2 SISO B: Transmit (802.11n-20BW 7.2Mbps) -Channel 100

RF Radiated Measurement:

	Frequency (MHz)	Correct Factor (dB)	Reading Level (dBuV)	Measure Level (dBuV/m)	Margin (dB)	Limit (dBuV/m)	Result
Horizontal	5469.000	4.474	56.971	61.445	-6.775	68.220	Pass
Horizontal	5470.000	4.488	56.706	61.194	-7.026	68.220	Pass
Horizontal	5497.200	4.795	103.795	108.590	40.370	68.220	Pass

	Frequency (MHz)	Correct Factor (dB)	Reading Level (dBuV)	Measure Level (dBuV/m)	Margin (dB)	Limit (dBuV/m)	Result
Vertical	5468.400	6.100	56.511	62.611	-5.609	68.220	Pass
Vertical	5470.000	6.112	55.432	61.543	-6.677	68.220	Pass
Vertical	5497.000	6.266	101.611	107.877	39.657	68.220	Pass

Product : Intel® Dual Band Wireless-AC 8260
 Test Item : Band Edge Data
 Test Site : No.3 OATS
 Test Mode : Mode 2 SISO B: Transmit (802.11n-20BW 7.2Mbps) -Channel 140

RF Radiated Measurement:

	Frequency (MHz)	Correct Factor (dB)	Reading Level (dBuV)	Measure Level (dBuV/m)	Margin (dB)	Limit (dBuV/m)	Result
Horizontal	5695.800	4.616	102.481	107.097	38.877	68.220	Pass
Horizontal	5725.000	4.654	62.430	67.084	-1.136	68.220	Pass
Horizontal	5725.200	4.654	62.638	67.292	-0.928	68.220	Pass

	Frequency (MHz)	Correct Factor (dB)	Reading Level (dBuV)	Measure Level (dBuV/m)	Margin (dB)	Limit (dBuV/m)	Result
Vertical	5697.000	5.979	100.722	106.700	38.480	68.220	Pass
Vertical	5725.000	5.992	60.729	66.722	-1.498	68.220	Pass

Product : Intel® Dual Band Wireless-AC 8260
Test Item : Band Edge Data
Test Site : No.3 OATS
Test Mode : Mode 2 SISO B: Transmit (802.11n-40BW 15Mbps) -Channel 38

RF Radiated Measurement (Horizontal):

Channel No.	Frequency (MHz)	Correct Factor (dB)	Reading Level (dBμV)	Emission Level (dBμV/m)	Peak Limit (dBμV/m)	Average Limit (dBμV/m)	Result
38 (Peak)	5148.000	3.347	59.973	63.320	74.00	54.00	Pass
38 (Peak)	5150.000	3.340	58.289	61.629	74.00	54.00	Pass
38 (Peak)	5198.400	3.159	100.550	103.709	--	--	--
38 (Average)	5150.000	3.340	45.642	48.982	74.00	54.00	Pass
38 (Average)	5197.200	3.164	88.919	92.083	--	--	--

Figure Channel 38: Horizontal (Peak)

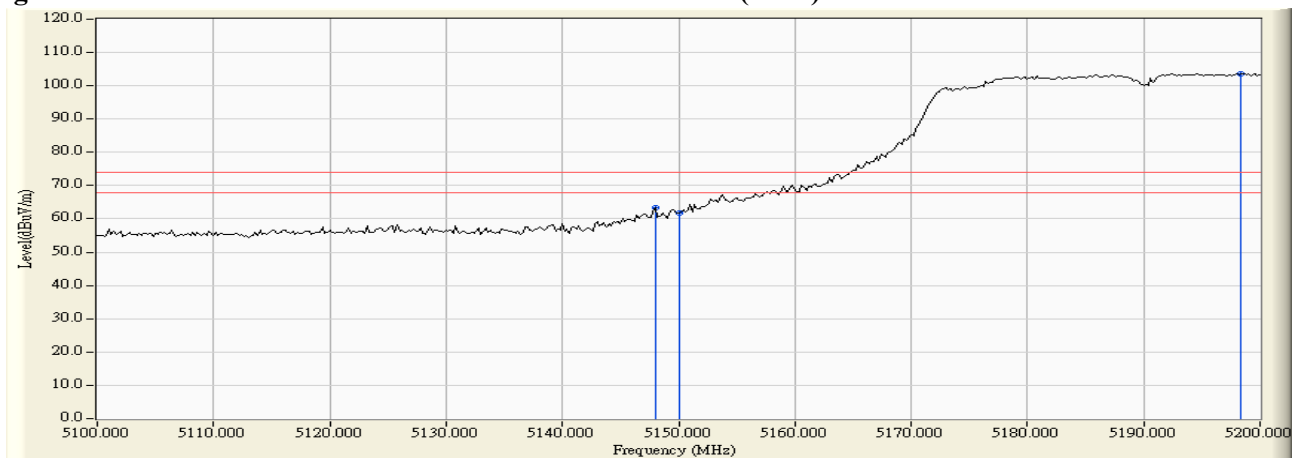
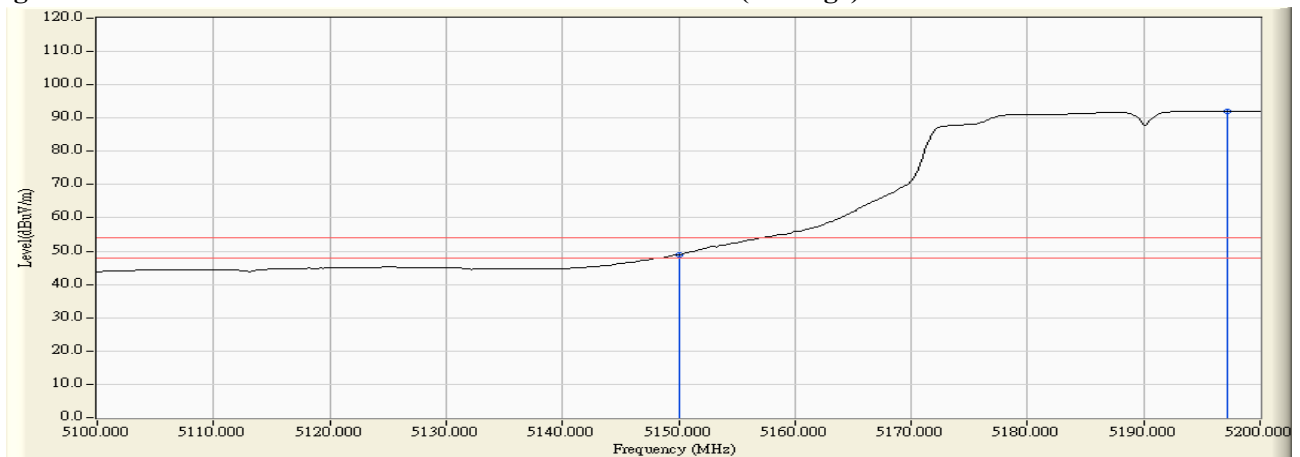


Figure Channel 38: Horizontal (Average)



Note:

1. All readings above 1GHz are performed with peak and/or average measurements as necessary.
2. Peak measurements: RBW = 1MHz, VBW = 3 MHz, Sweep: Auto.
3. Average measurements: RBW = 1MHz, VBW = 10 Hz, Sweep: Auto.
4. “ * ”, means this data is the worst emission level.
5. Measurement Level = Reading Level + Correct Factor.
6. The average measurement was not performed when the peak measured data under the limit of average detection.

Product : Intel® Dual Band Wireless-AC 8260
Test Item : Band Edge Data
Test Site : No.3 OATS
Test Mode : Mode 2 SISO B: Transmit (802.11n-40BW 15Mbps) -Channel 38

RF Radiated Measurement (Vertical):

Channel No.	Frequency (MHz)	Correct Factor (dB)	Reading Level (dBμV)	Emission Level (dBμV/m)	Peak Limit (dBμV/m)	Average Limit (dBμV/m)	Result
38 (Peak)	5149.400	5.258	63.202	68.460	74.00	54.00	Pass
38 (Peak)	5150.000	5.260	63.127	68.387	74.00	54.00	Pass
38 (Peak)	5198.600	5.382	103.933	109.315	--	--	--
38 (Average)	5150.000	5.260	47.456	52.716	74.00	54.00	Pass
38 (Average)	5196.400	5.378	90.873	96.251	--	--	--

Figure Channel 38: Vertical (Peak)

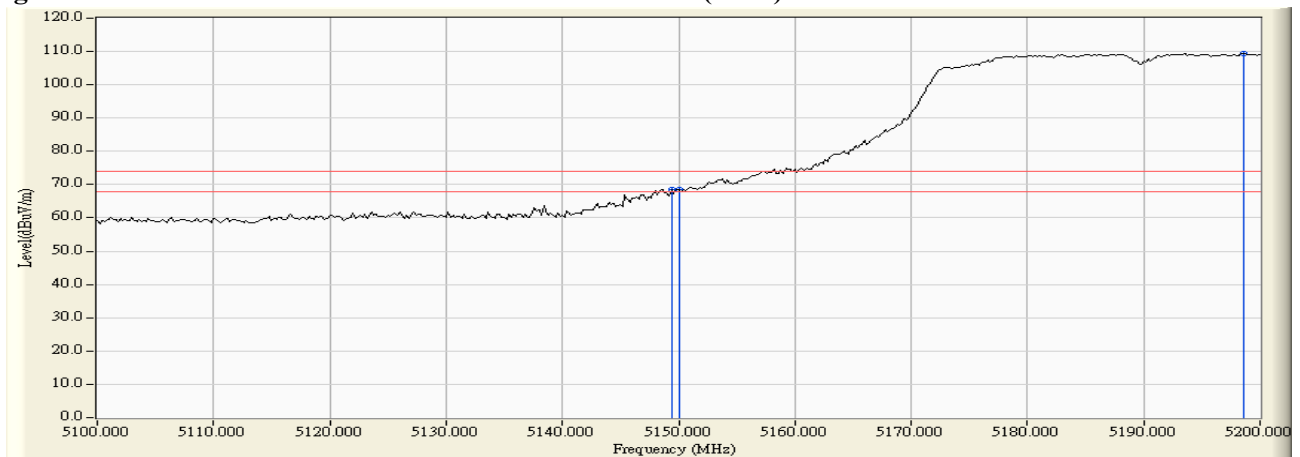
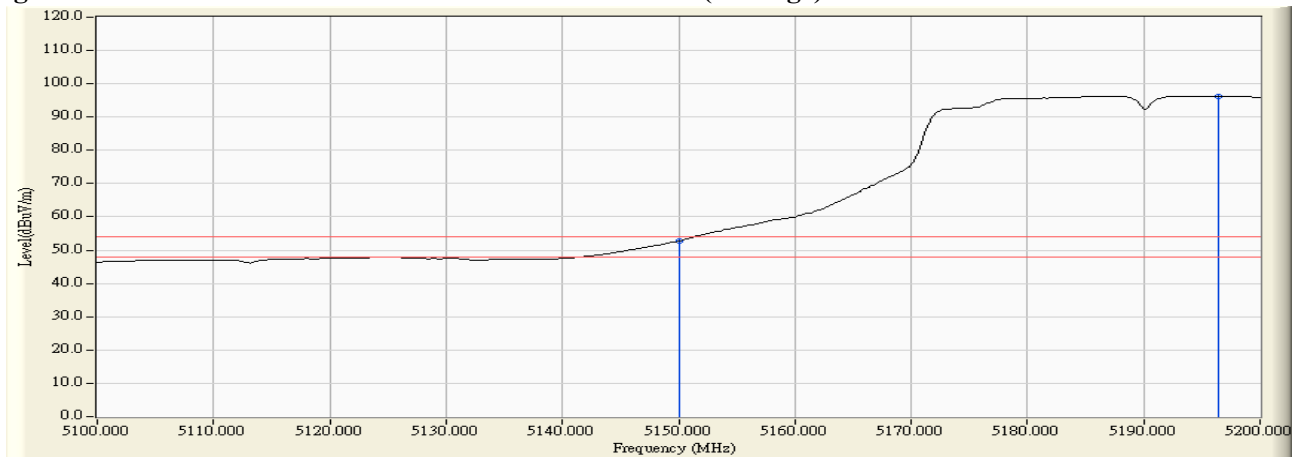


Figure Channel 38: Vertical (Average)



Note:

1. All readings above 1GHz are performed with peak and/or average measurements as necessary.
2. Peak measurements: RBW = 1MHz, VBW = 3 MHz, Sweep: Auto.
3. Average measurements: RBW = 1MHz, VBW = 10 Hz, Sweep: Auto.
4. “ * ”, means this data is the worst emission level.
5. Measurement Level = Reading Level + Correct Factor.
6. The average measurement was not performed when the peak measured data under the limit of average detection.

Product : Intel® Dual Band Wireless-AC 8260
Test Item : Band Edge Data
Test Site : No.3 OATS
Test Mode : Mode 2 SISO B: Transmit (802.11n-40BW 15Mbps) -Channel 62

RF Radiated Measurement (Horizontal):

Channel No.	Frequency (MHz)	Correct Factor (dB)	Reading Level (dBμV)	Emission Level (dBμV/m)	Peak Limit (dBμV/m)	Average Limit (dBμV/m)	Result
62 (Peak)	5313.400	3.834	95.914	99.748	--	--	--
62 (Peak)	5350.000	3.716	59.494	63.211	74.00	54.00	Pass
62 (Peak)	5354.600	3.702	60.452	64.153	74.00	54.00	Pass
62 (Average)	5316.000	3.824	84.315	88.140	--	--	--
62 (Average)	5350.000	3.716	46.014	49.731	74.00	54.00	Pass

Figure Channel 62: Horizontal (Peak)

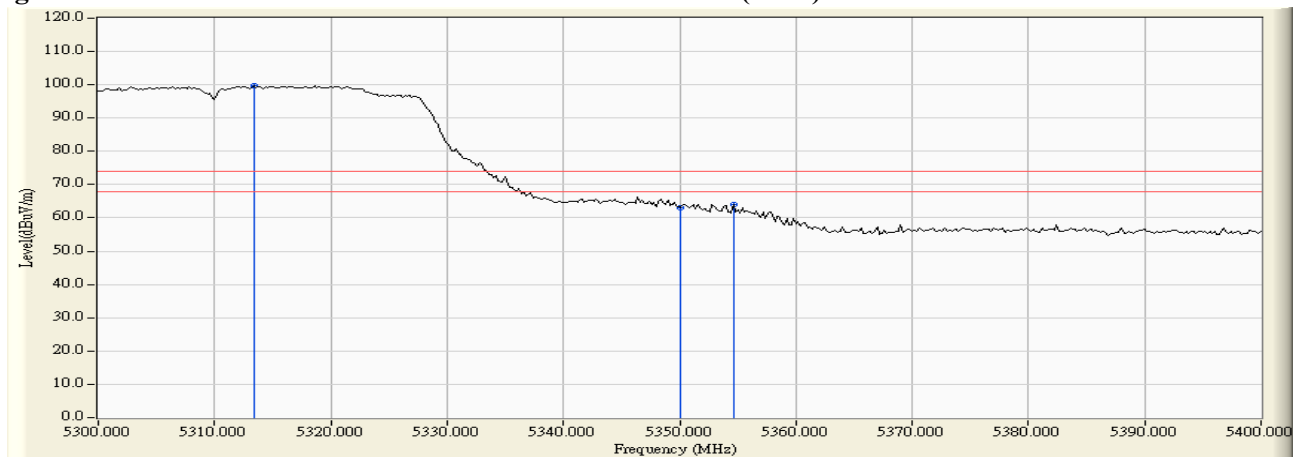
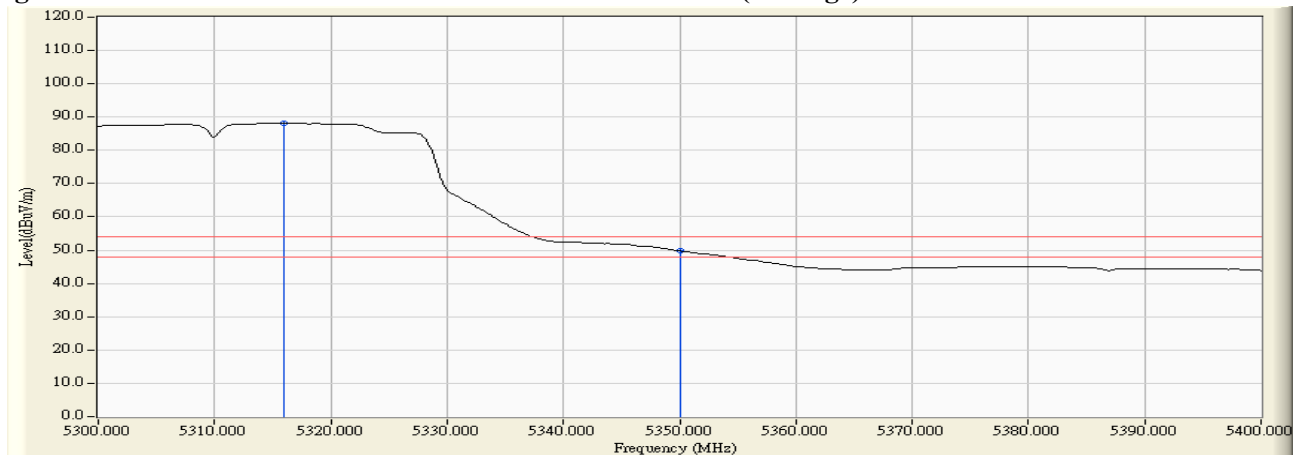


Figure Channel 62: Horizontal (Average)



Note:

1. All readings above 1GHz are performed with peak and/or average measurements as necessary.
2. Peak measurements: RBW = 1MHz, VBW = 3 MHz, Sweep: Auto.
3. Average measurements: RBW = 1MHz, VBW = 10 Hz, Sweep: Auto.
4. “ * ”, means this data is the worst emission level.
5. Measurement Level = Reading Level + Correct Factor.
6. The average measurement was not performed when the peak measured data under the limit of average detection.

Product : Intel® Dual Band Wireless-AC 8260
Test Item : Band Edge Data
Test Site : No.3 OATS
Test Mode : Mode 2 SISO B: Transmit (802.11n-40BW 15Mbps) -Channel 62

RF Radiated Measurement (Vertical):

Channel No.	Frequency (MHz)	Correct Factor (dB)	Reading Level (dBμV)	Emission Level (dBμV/m)	Peak Limit (dBμV/m)	Average Limit (dBμV/m)	Result
62 (Peak)	5313.400	5.738	99.053	104.791	--	--	--
62 (Peak)	5350.000	5.691	62.485	68.177	74.00	54.00	Pass
62 (Peak)	5353.200	5.688	64.310	69.997	74.00	54.00	Pass
62 (Average)	5316.200	5.733	86.470	92.204	--	--	--
62 (Average)	5350.000	5.691	47.828	53.520	74.00	54.00	Pass

Figure Channel 62: Vertical (Peak)

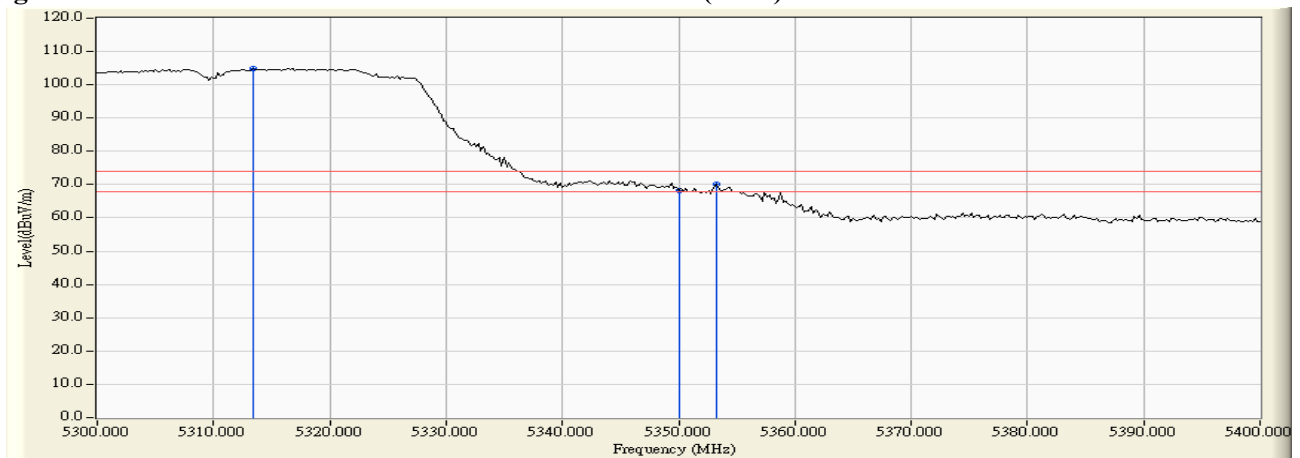
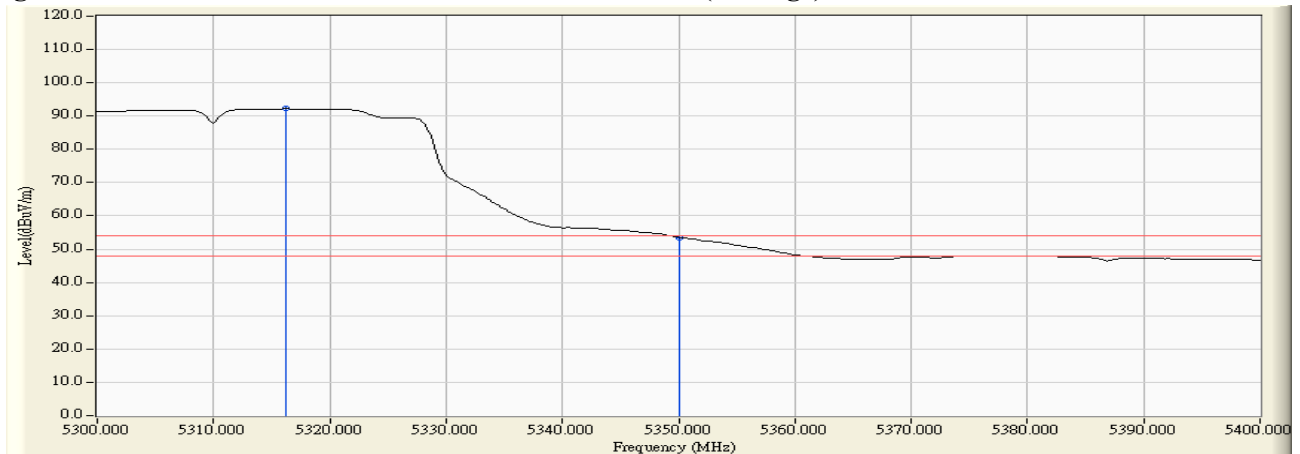


Figure Channel 62: Vertical (Average)



Note:

1. All readings above 1GHz are performed with peak and/or average measurements as necessary.
2. Peak measurements: RBW = 1MHz, VBW = 3 MHz, Sweep: Auto.
3. Average measurements: RBW = 1MHz, VBW = 10 Hz, Sweep: Auto.
4. “ * ”, means this data is the worst emission level.
5. Measurement Level = Reading Level + Correct Factor.
6. The average measurement was not performed when the peak measured data under the limit of average detection.

Product : Intel® Dual Band Wireless-AC 8260
Test Item : Band Edge Data
Test Site : No.3 OATS
Test Mode : Mode 2 SISO B: Transmit (802.11n-40BW 15Mbps) -Channel 102

RF Radiated Measurement (Horizontal):

Channel No.	Frequency (MHz)	Correct Factor (dB)	Reading Level (dBμV)	Emission Level (dBμV/m)	Peak Limit (dBμV/m)	Average Limit (dBμV/m)	Result
102 (Peak)	5460.000	4.354	61.631	65.985	74.00	54.00	Pass
102 (Peak)	5501.800	4.827	99.875	104.702	--	--	--
102 (Average)	5460.000	4.354	46.026	50.380	74.00	54.00	Pass
102 (Average)	5507.400	4.830	86.788	91.618	--	--	--

Figure Channel 102: Horizontal (Peak)

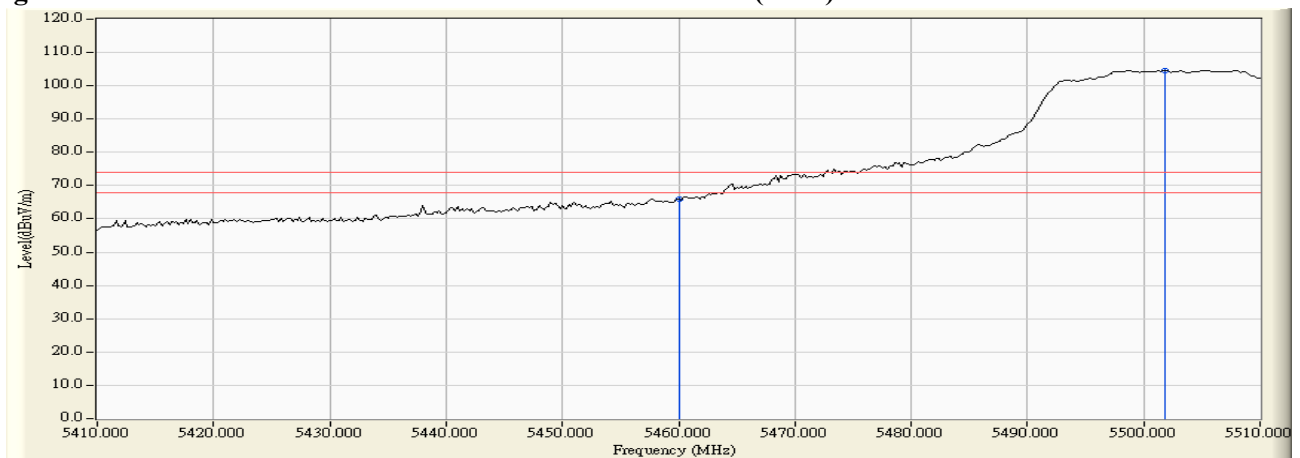
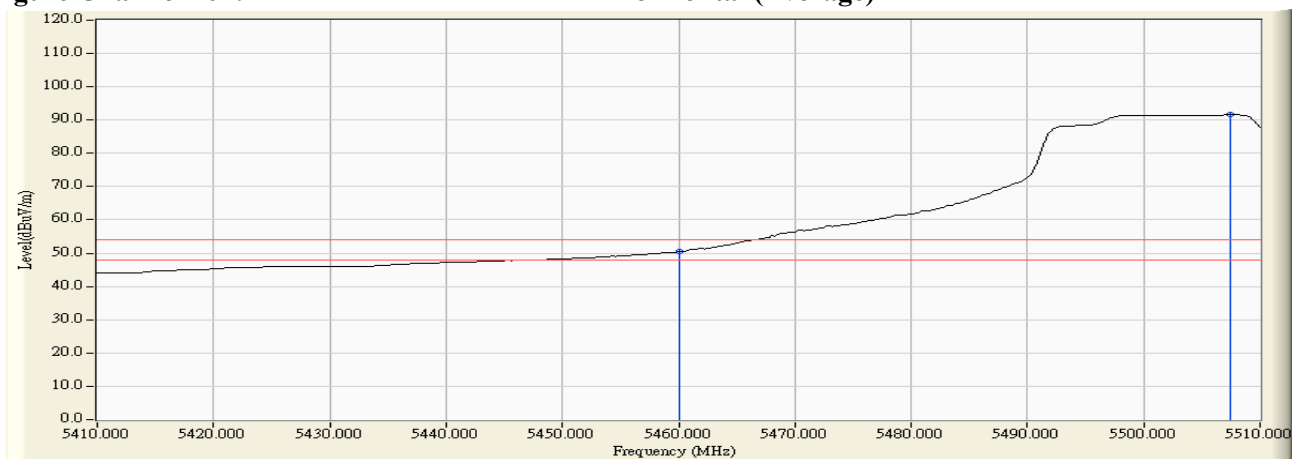


Figure Channel 102: Horizontal (Average)



Note:

1. All readings above 1GHz are performed with peak and/or average measurements as necessary.
2. Peak measurements: RBW = 1MHz, VBW = 3 MHz, Sweep: Auto.
3. Average measurements: RBW = 1MHz, VBW = 10 Hz, Sweep: Auto.
4. “ * ”, means this data is the worst emission level.
5. Measurement Level = Reading Level + Correct Factor.
6. The average measurement was not performed when the peak measured data under the limit of average detection.

Product : Intel® Dual Band Wireless-AC 8260
Test Item : Band Edge Data
Test Site : No.3 OATS
Test Mode : Mode 2 SISO B: Transmit (802.11n-40BW 15Mbps) -Channel 102

RF Radiated Measurement (Vertical):

Channel No.	Frequency (MHz)	Correct Factor (dB)	Reading Level (dBμV)	Emission Level (dBμV/m)	Peak Limit (dBμV/m)	Average Limit (dBμV/m)	Result
102 (Peak)	5457.600	6.024	63.205	69.229	74.00	54.00	Pass
102 (Peak)	5460.000	6.041	61.352	67.393	74.00	54.00	Pass
102 (Peak)	5505.200	6.289	101.050	107.339	--	--	--
102 (Average)	5460.000	6.041	47.462	53.503	74.00	54.00	Pass
102 (Average)	5507.800	6.272	88.349	94.621	--	--	--

Figure Channel 102: Vertical (Peak)

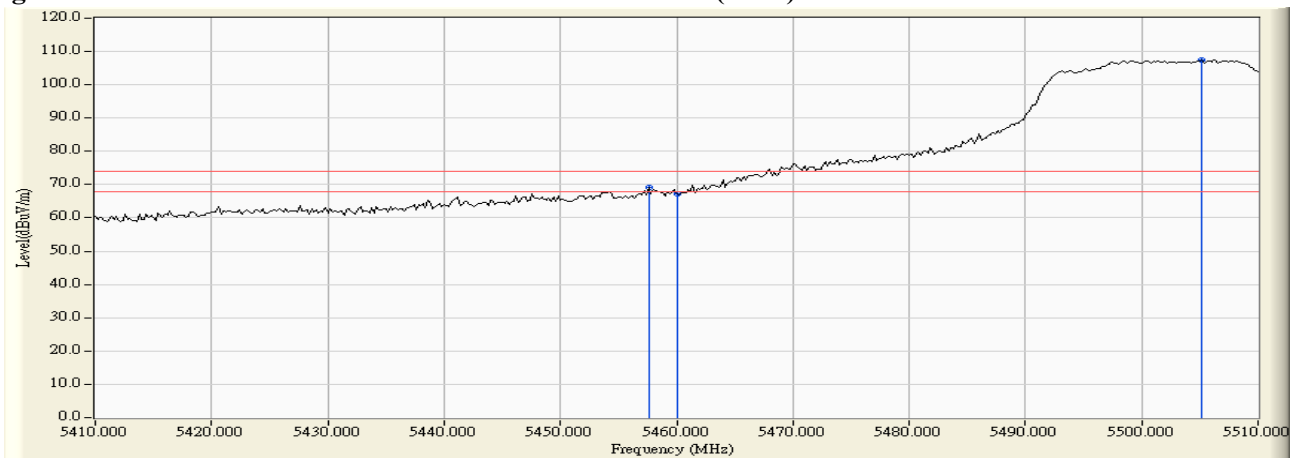
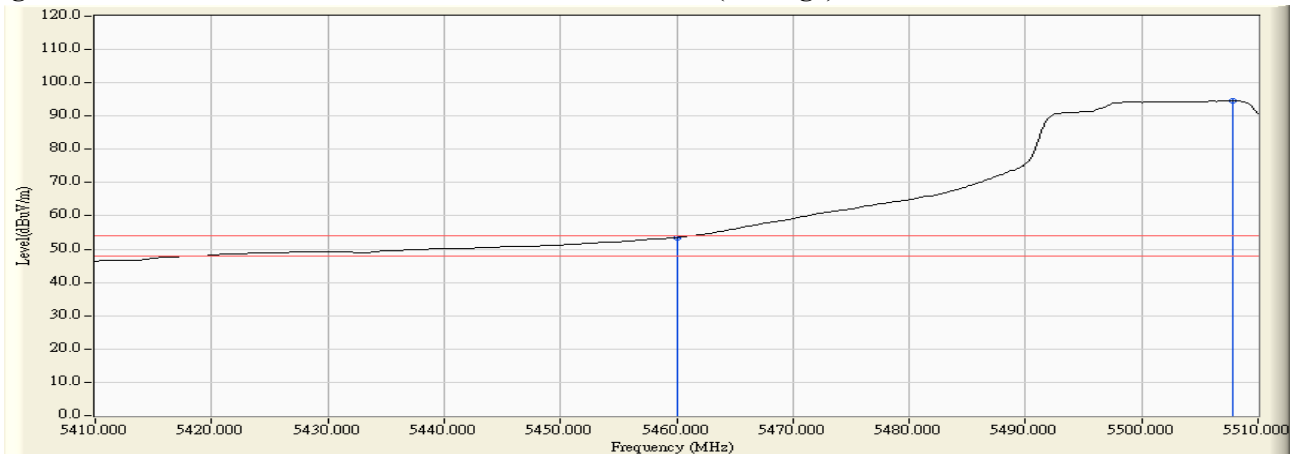


Figure Channel 102: Vertical (Average)



Note:

1. All readings above 1GHz are performed with peak and/or average measurements as necessary.
2. Peak measurements: RBW = 1MHz, VBW = 3 MHz, Sweep: Auto.
3. Average measurements: RBW = 1MHz, VBW = 10 Hz, Sweep: Auto.
4. “ * ”, means this data is the worst emission level.
5. Measurement Level = Reading Level + Correct Factor.
6. The average measurement was not performed when the peak measured data under the limit of average detection.

Product : Intel® Dual Band Wireless-AC 8260
 Test Item : Band Edge Data
 Test Site : No.3 OATS
 Test Mode : Mode 2 SISO B: Transmit (802.11n-40BW 15Mbps) -Channel 102

RF Radiated Measurement:

	Frequency (MHz)	Correct Factor (dB)	Reading Level (dBuV)	Measure Level (dBuV/m)	Margin (dB)	Limit (dBuV/m)	Result
Horizontal	5470.000	4.488	61.484	65.972	-2.248	68.220	Pass
Horizontal	5513.800	4.778	100.716	105.494	37.274	68.220	Pass

	Frequency (MHz)	Correct Factor (dB)	Reading Level (dBuV)	Measure Level (dBuV/m)	Margin (dB)	Limit (dBuV/m)	Result
Vertical	5469.200	6.105	59.674	65.779	-2.441	68.220	Pass
Vertical	5470.000	6.112	59.598	65.709	-2.511	68.220	Pass
Vertical	5518.600	6.203	98.489	104.692	36.472	68.220	Pass

Product : Intel® Dual Band Wireless-AC 8260
 Test Item : Band Edge Data
 Test Site : No.3 OATS
 Test Mode : Mode 2 SISO B: Transmit (802.11n-40BW 15Mbps) -Channel 134

RF Radiated Measurement:

	Frequency (MHz)	Correct Factor (dB)	Reading Level (dBuV)	Measure Level (dBuV/m)	Margin (dB)	Limit (dBuV/m)	Result
Horizontal	5678.400	4.530	101.071	105.601	37.381	68.220	Pass
Horizontal	5725.000	4.654	60.428	65.082	-3.138	68.220	Pass
Horizontal	5729.000	4.655	60.198	64.853	-3.367	68.220	Pass

	Frequency (MHz)	Correct Factor (dB)	Reading Level (dBuV)	Measure Level (dBuV/m)	Margin (dB)	Limit (dBuV/m)	Result
Vertical	5679.200	5.934	99.630	105.564	37.344	68.220	Pass
Vertical	5725.000	5.992	58.898	64.891	-3.329	68.220	Pass
Vertical	5726.000	5.992	59.976	65.968	-2.252	68.220	Pass

Product : Intel® Dual Band Wireless-AC 8260
 Test Item : Band Edge Data
 Test Site : No.3 OATS
 Test Mode : Mode 2 SISO B: Transmit (802.11ac-20BW-7.2Mbps) -Channel 44

RF Radiated Measurement:

	Frequency (MHz)	Correct Factor (dB)	Reading Level (dBuV)	Measure Level (dBuV/m)	Margin (dB)	Limit (dBuV/m)	Result
Horizontal	5850.000	4.964	51.062	56.026	-22.194	78.220	Pass
Horizontal	5854.000	4.988	51.933	56.920	-21.300	78.220	Pass
Horizontal	5860.000	5.023	50.787	55.810	-12.410	68.220	Pass
Horizontal	5865.800	5.057	51.850	56.907	-11.313	68.220	Pass

	Frequency (MHz)	Correct Factor (dB)	Reading Level (dBuV)	Measure Level (dBuV/m)	Margin (dB)	Limit (dBuV/m)	Result
Vertical	5850.000	6.037	52.286	58.323	-19.897	78.220	Pass
Vertical	5854.800	6.041	54.521	60.563	-17.657	78.220	Pass
Vertical	5860.000	6.047	52.961	59.008	-9.212	68.220	Pass
Vertical	5873.400	6.063	58.799	64.861	-3.359	68.220	Pass

Product : Intel® Dual Band Wireless-AC 8260
Test Item : Band Edge Data
Test Site : No.3 OATS
Test Mode : Mode 2 SISO B: Transmit (802.11ac-40BW-15Mbps) -Channel 42

RF Radiated Measurement:

	Frequency (MHz)	Correct Factor (dB)	Reading Level (dBuV)	Measure Level (dBuV/m)	Margin (dB)	Limit (dBuV/m)	Result
Horizontal	5850.000	4.964	58.599	63.563	-14.657	78.220	Pass
Horizontal	5858.800	5.016	60.124	65.140	-13.080	78.220	Pass
Horizontal	5860.000	5.023	58.032	63.055	-5.165	68.220	Pass
Horizontal	5861.400	5.031	58.919	63.950	-4.270	68.220	Pass

	Frequency (MHz)	Correct Factor (dB)	Reading Level (dBuV)	Measure Level (dBuV/m)	Margin (dB)	Limit (dBuV/m)	Result
Vertical	5850.000	6.037	60.559	66.596	-11.624	78.220	Pass
Vertical	5854.400	6.041	61.927	67.968	-10.252	78.220	Pass
Vertical	5860.000	6.047	60.643	66.690	-1.530	68.220	Pass
Vertical	5865.200	6.052	61.764	67.817	-0.403	68.220	Pass

Product : Intel® Dual Band Wireless-AC 8260
Test Item : Band Edge Data
Test Site : No.3 OATS
Test Mode : Mode 2 SISO B: Transmit (802.11ac-80BW-32.5Mbps) -Channel 42

RF Radiated Measurement (Horizontal):

Channel No.	Frequency (MHz)	Correct Factor (dB)	Reading Level (dBμV)	Emission Level (dBμV/m)	Peak Limit (dBμV/m)	Average Limit (dBμV/m)	Result
42 (Peak)	5144.800	3.358	65.746	69.105	74.00	54.00	Pass
42 (Peak)	5150.000	3.340	63.197	66.537	74.00	54.00	Pass
42 (Peak)	5190.000	3.196	99.551	102.748	--	--	--
42 (Average)	5147.600	3.348	48.811	52.160	74.00	54.00	Pass
42 (Average)	5150.000	3.340	48.261	51.601	74.00	54.00	Pass
42 (Average)	5196.600	3.167	85.577	88.744	--	--	--

Figure Channel 42: Horizontal (Peak)

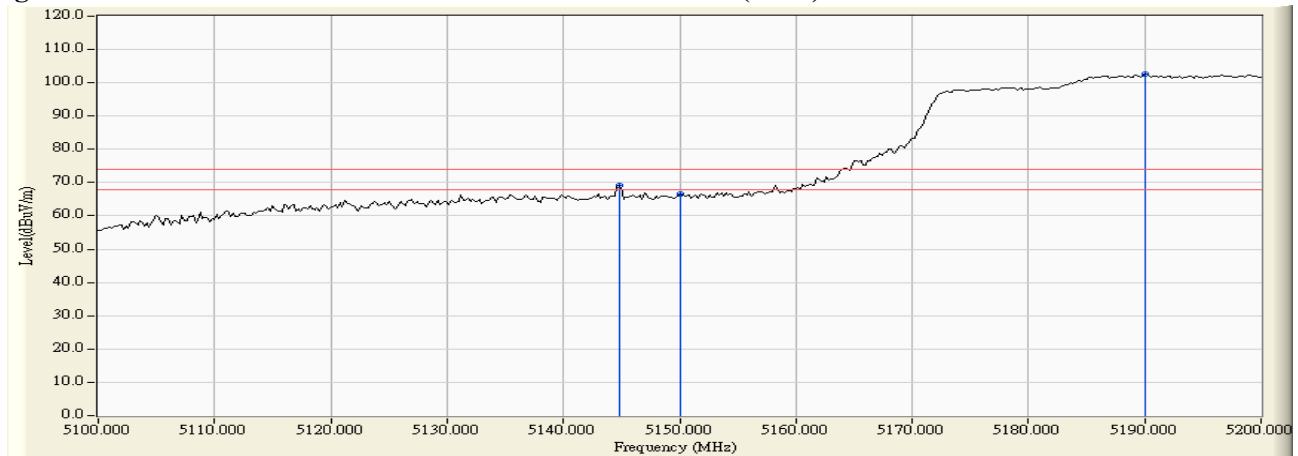
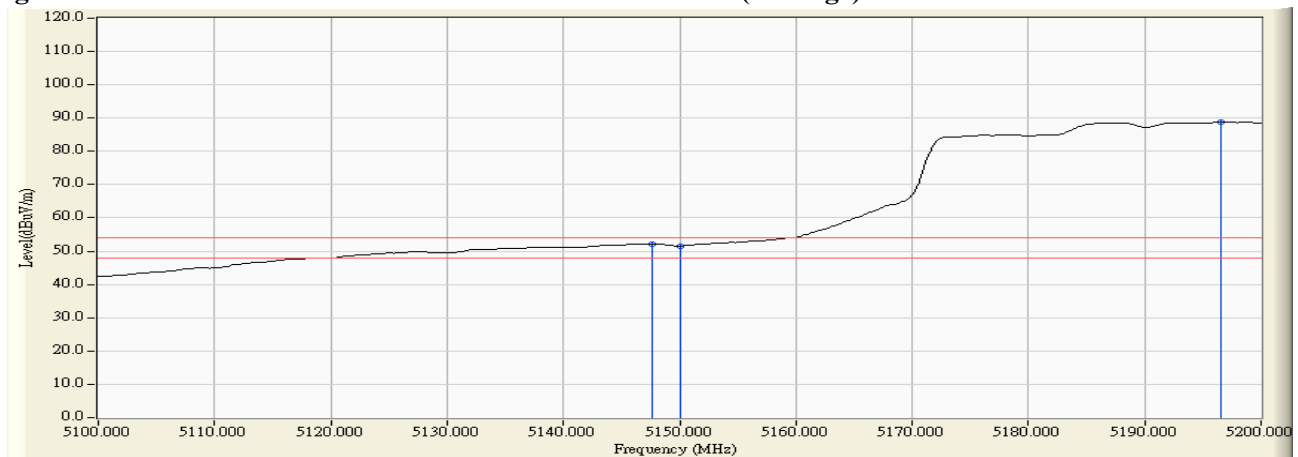


Figure Channel 42: Horizontal (Average)



Note:

1. All readings above 1GHz are performed with peak and/or average measurements as necessary.
2. Peak measurements: RBW = 1MHz, VBW = 3 MHz, Sweep: Auto.
3. Average measurements: RBW = 1MHz, VBW = 10 Hz, Sweep: Auto.
4. “ * ”, means this data is the worst emission level.
5. Measurement Level = Reading Level + Correct Factor.
6. The average measurement was not performed when the peak measured data under the limit of average detection.

Product : Intel® Dual Band Wireless-AC 8260
Test Item : Band Edge Data
Test Site : No.3 OATS
Test Mode : Mode 2 SISO B: Transmit (802.11ac-80BW-32.5Mbps) -Channel 42

RF Radiated Measurement (Vertical):

Channel No.	Frequency (MHz)	Correct Factor (dB)	Reading Level (dBμV)	Emission Level (dBμV/m)	Peak Limit (dBμV/m)	Average Limit (dBμV/m)	Result
42 (Peak)	5149.000	5.257	64.676	69.933	74.00	54.00	Pass
42 (Peak)	5150.000	5.260	63.645	68.905	74.00	54.00	Pass
42 (Peak)	5199.000	5.383	100.714	106.097	--	--	--
42 (Average)	5150.000	5.260	47.499	52.759	74.00	54.00	Pass
42 (Average)	5198.600	5.382	86.485	91.867	--	--	--

Figure Channel 42: Vertical (Peak)

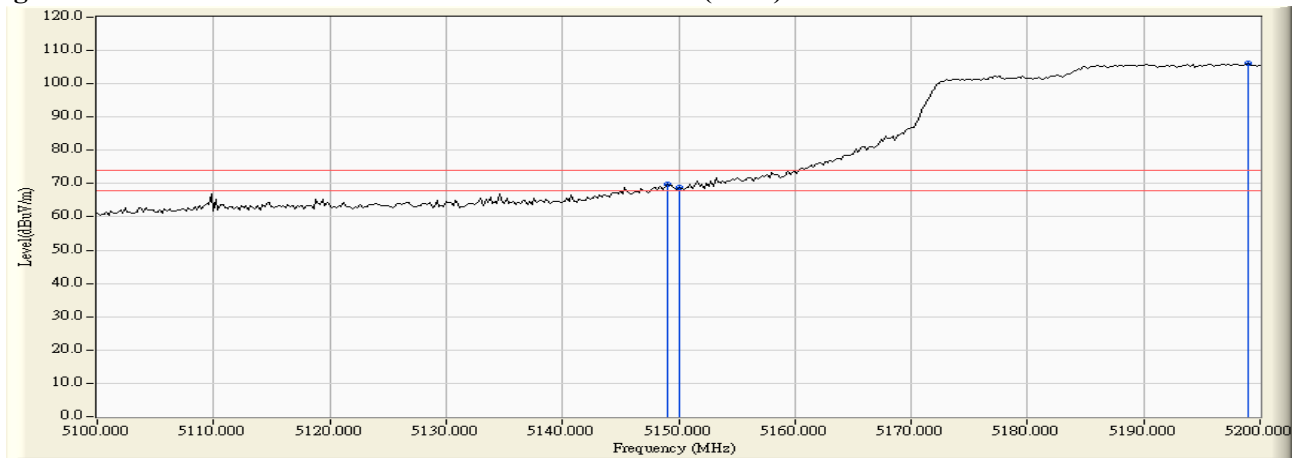
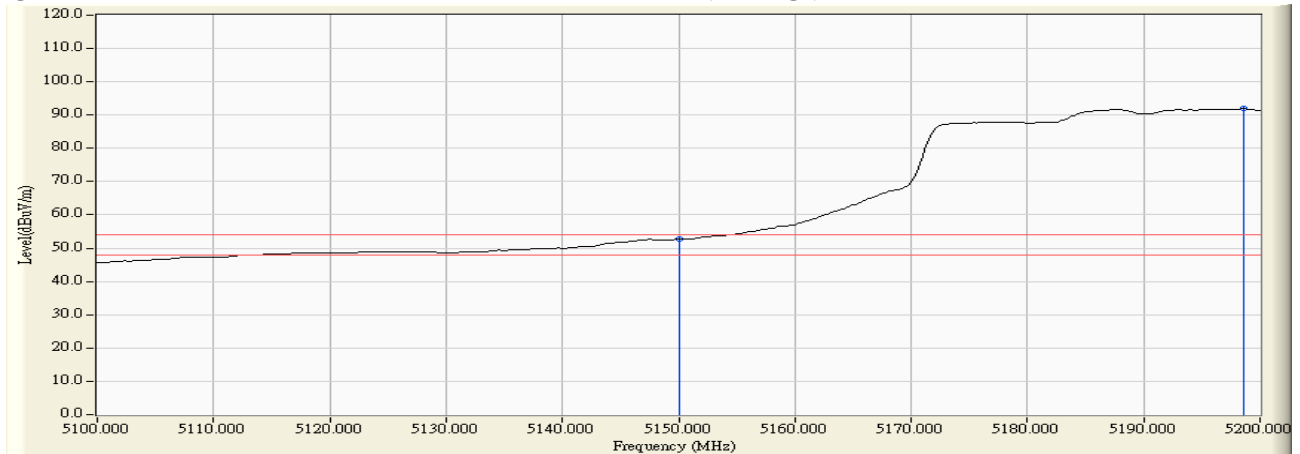


Figure Channel 42: Vertical (Average)



Note:

1. All readings above 1GHz are performed with peak and/or average measurements as necessary.
2. Peak measurements: RBW = 1MHz, VBW = 3 MHz, Sweep: Auto.
3. Average measurements: RBW = 1MHz, VBW = 10 Hz, Sweep: Auto.
4. “ * ”, means this data is the worst emission level.
5. Measurement Level = Reading Level + Correct Factor.
6. The average measurement was not performed when the peak measured data under the limit of average detection.

Product : Intel® Dual Band Wireless-AC 8260
Test Item : Band Edge Data
Test Site : No.3 OATS
Test Mode : Mode 2 SISO B: Transmit (802.11ac-80BW-32.5Mbps) -Channel 58

RF Radiated Measurement (Horizontal):

Channel No.	Frequency (MHz)	Correct Factor (dB)	Reading Level (dBμV)	Emission Level (dBμV/m)	Peak Limit (dBμV/m)	Average Limit (dBμV/m)	Result
58 (Peak)	5311.600	3.839	96.998	100.837	--	--	--
58 (Peak)	5350.000	3.716	60.907	64.624	74.00	54.00	Pass
58 (Peak)	5351.800	3.710	62.135	65.846	74.00	54.00	Pass
58 (Average)	5307.400	3.853	82.850	86.703	--	--	--
58 (Average)	5350.000	3.716	46.302	50.019	74.00	54.00	Pass

Figure Channel 58: Horizontal (Peak)

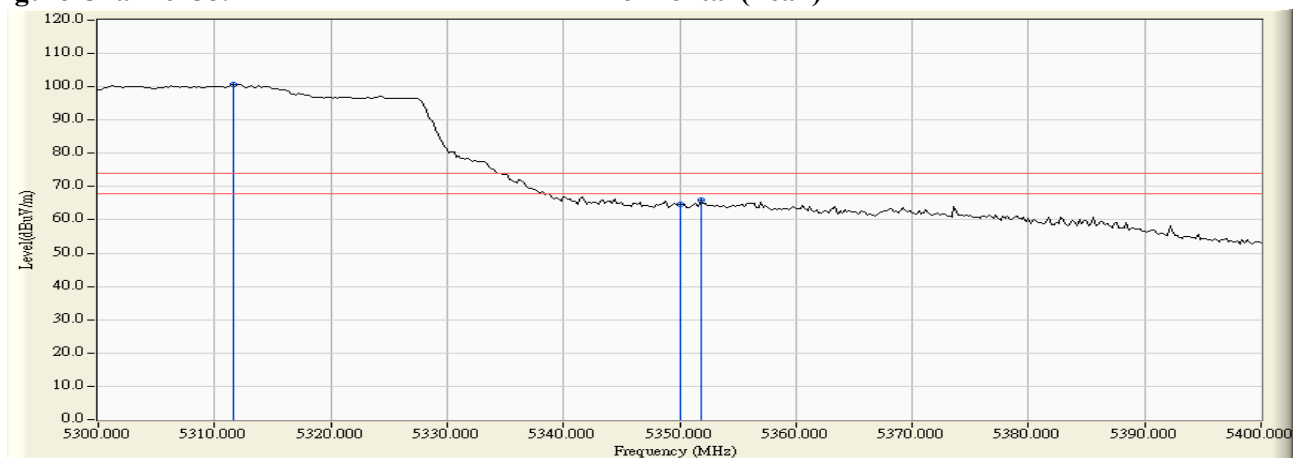
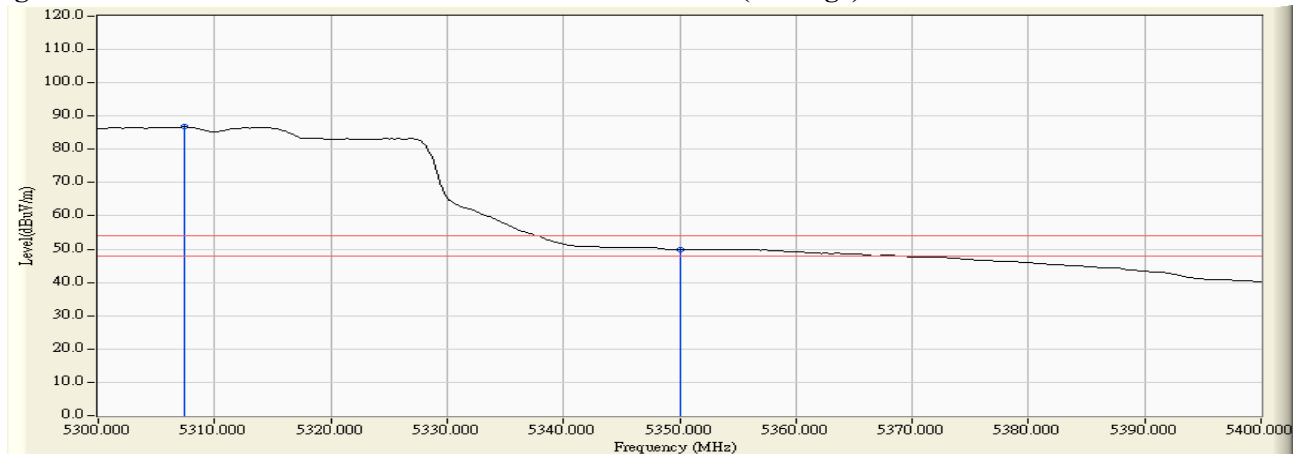


Figure Channel 58: Horizontal (Average)



Note:

1. All readings above 1GHz are performed with peak and/or average measurements as necessary.
2. Peak measurements: RBW = 1MHz, VBW = 3 MHz, Sweep: Auto.
3. Average measurements: RBW = 1MHz, VBW = 10 Hz, Sweep: Auto.
4. “ * ”, means this data is the worst emission level.
5. Measurement Level = Reading Level + Correct Factor.
6. The average measurement was not performed when the peak measured data under the limit of average detection.

Product : Intel® Dual Band Wireless-AC 8260
Test Item : Band Edge Data
Test Site : No.3 OATS
Test Mode : Mode 2 SISO B: Transmit (802.11ac-80BW-32.5Mbps) -Channel 58

RF Radiated Measurement (Vertical):

Channel No.	Frequency (MHz)	Correct Factor (dB)	Reading Level (dBμV)	Emission Level (dBμV/m)	Peak Limit (dBμV/m)	Average Limit (dBμV/m)	Result
58 (Peak)	5312.200	5.739	94.559	100.298	--	--	--
58 (Peak)	5350.000	5.691	56.077	61.769	74.00	54.00	Pass
58 (Peak)	5350.800	5.690	57.226	62.917	74.00	54.00	Pass
58 (Average)	5307.200	5.746	80.687	86.433	--	--	--
58 (Average)	5350.000	5.691	42.251	47.943	74.00	54.00	Pass

Figure Channel 58: Vertical (Peak)

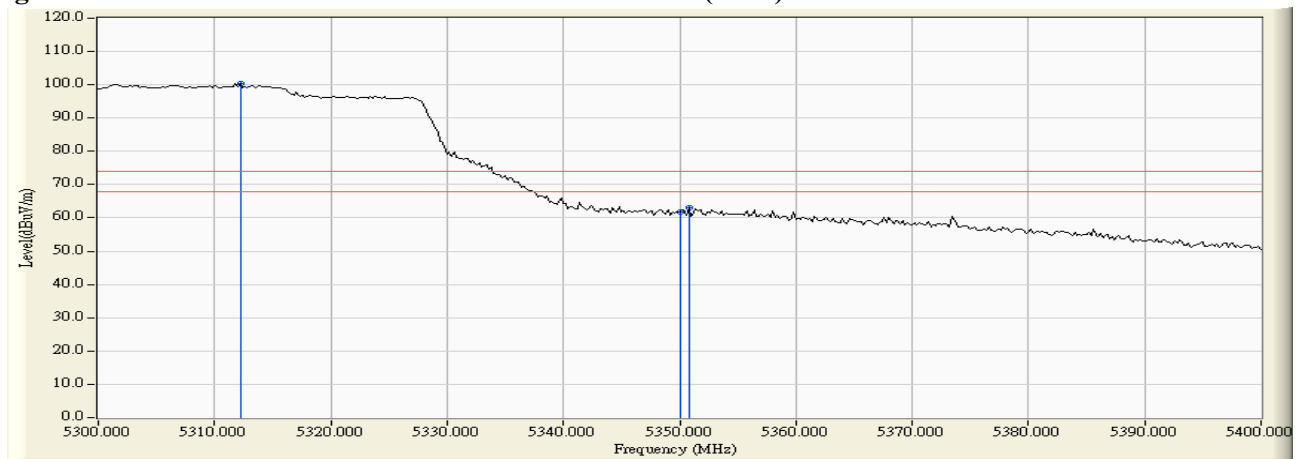
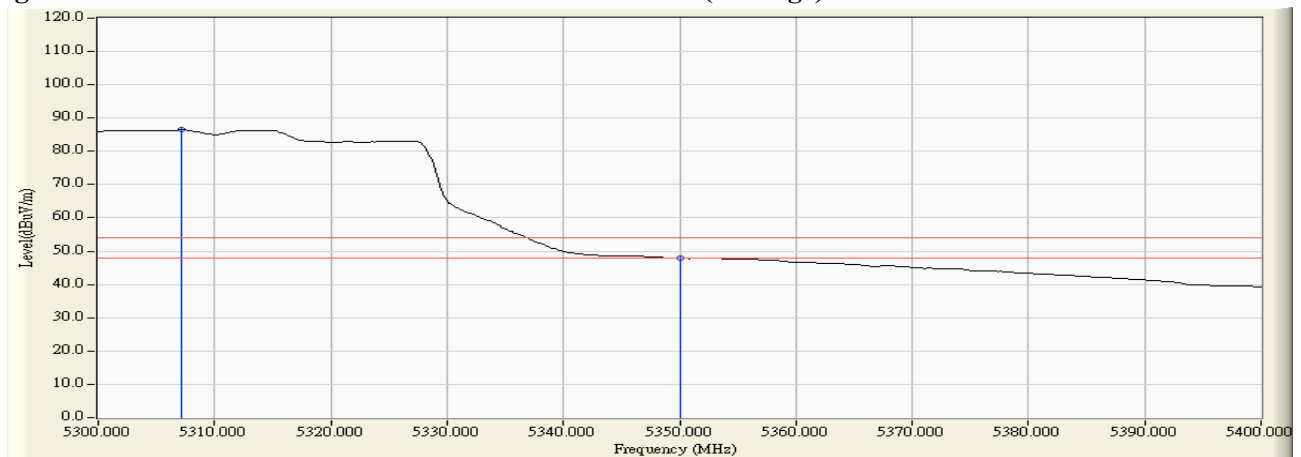


Figure Channel 58: Vertical (Average)



Note:

1. All readings above 1GHz are performed with peak and/or average measurements as necessary.
2. Peak measurements: RBW = 1MHz, VBW = 3 MHz, Sweep: Auto.
3. Average measurements: RBW = 1MHz, VBW = 10 Hz, Sweep: Auto.
4. “ * ”, means this data is the worst emission level.
5. Measurement Level = Reading Level + Correct Factor.
6. The average measurement was not performed when the peak measured data under the limit of average detection.

Product : Intel® Dual Band Wireless-AC 8260
Test Item : Band Edge Data
Test Site : No.3 OATS
Test Mode : Mode 2 SISO B: Transmit (802.11ac-80BW-32.5Mbps) -Channel 106

RF Radiated Measurement (Horizontal):

Channel No.	Frequency (MHz)	Correct Factor (dB)	Reading Level (dBμV)	Emission Level (dBμV/m)	Peak Limit (dBμV/m)	Average Limit (dBμV/m)	Result
106 (Peak)	5455.200	4.290	59.475	63.765	74.00	54.00	Pass
106 (Peak)	5460.000	4.354	58.018	62.372	74.00	54.00	Pass
106 (Peak)	5509.800	4.810	98.683	103.493	--	--	--
106 (Average)	5460.000	4.354	44.499	48.853	74.00	54.00	Pass
106 (Average)	5507.400	4.830	84.591	89.421	--	--	--

Figure Channel 106: Horizontal (Peak)

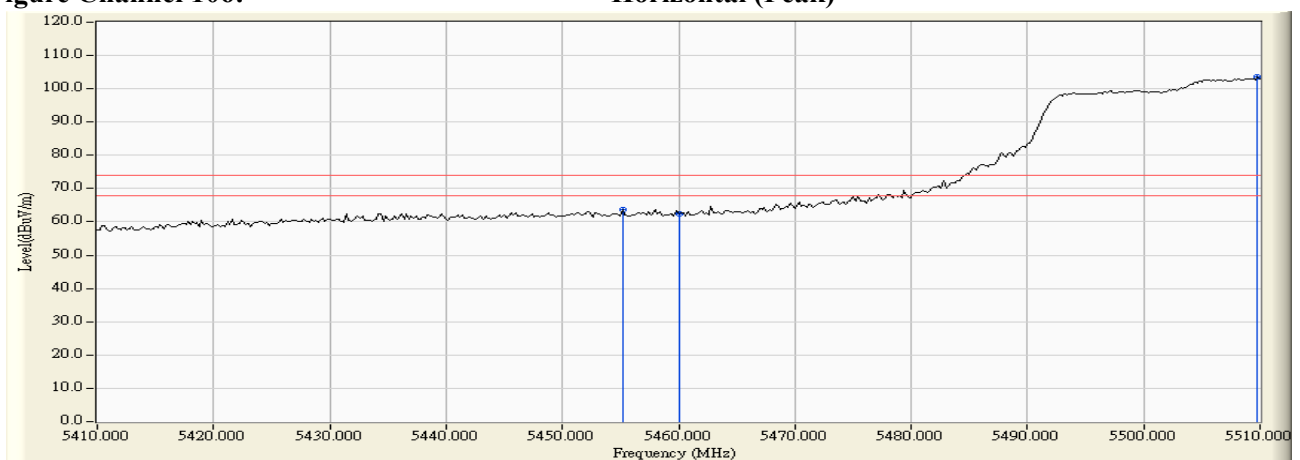
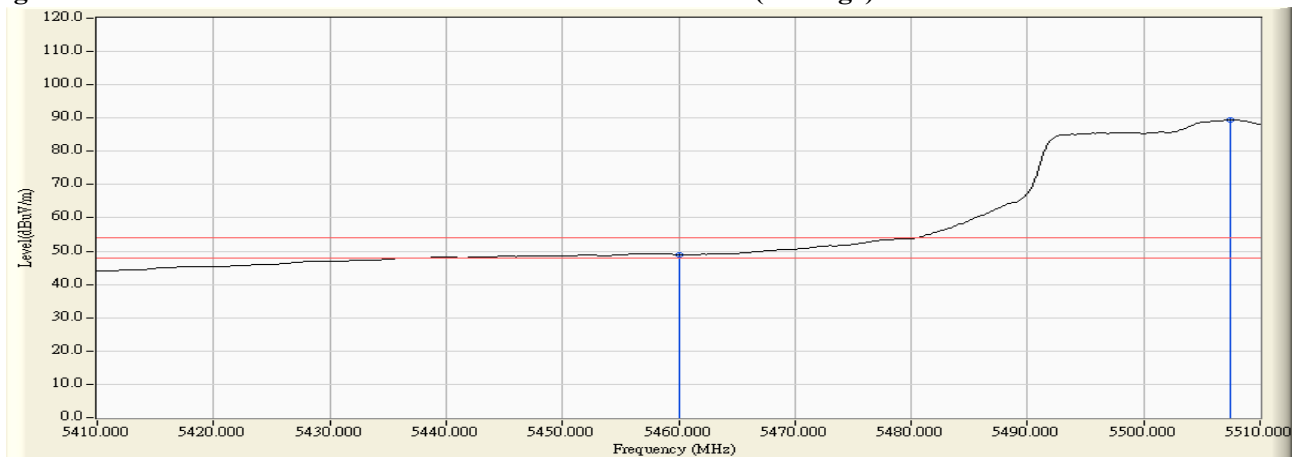


Figure Channel 106: Horizontal (Average)



Note:

1. All readings above 1GHz are performed with peak and/or average measurements as necessary.
2. Peak measurements: RBW = 1MHz, VBW = 3 MHz, Sweep: Auto.
3. Average measurements: RBW = 1MHz, VBW = 10 Hz, Sweep: Auto.
4. “ * ”, means this data is the worst emission level.
5. Measurement Level = Reading Level + Correct Factor.
6. The average measurement was not performed when the peak measured data under the limit of average detection.

Product : Intel® Dual Band Wireless-AC 8260
Test Item : Band Edge Data
Test Site : No.3 OATS
Test Mode : Mode 2 SISO B: Transmit (802.11ac-80BW-32.5Mbps) -Channel 106

RF Radiated Measurement (Vertical):

Channel No.	Frequency (MHz)	Correct Factor (dB)	Reading Level (dBμV)	Emission Level (dBμV/m)	Peak Limit (dBμV/m)	Average Limit (dBμV/m)	Result
106 (Peak)	5458.600	6.030	63.367	69.398	74.00	54.00	Pass
106 (Peak)	5460.000	6.041	62.688	68.729	74.00	54.00	Pass
106 (Peak)	5509.800	6.259	95.418	101.677	--	--	--
106 (Average)	5460.000	6.041	47.333	53.374	74.00	54.00	Pass
106 (Average)	5507.600	6.273	81.841	88.114	--	--	--

Figure Channel 106: Vertical (Peak)

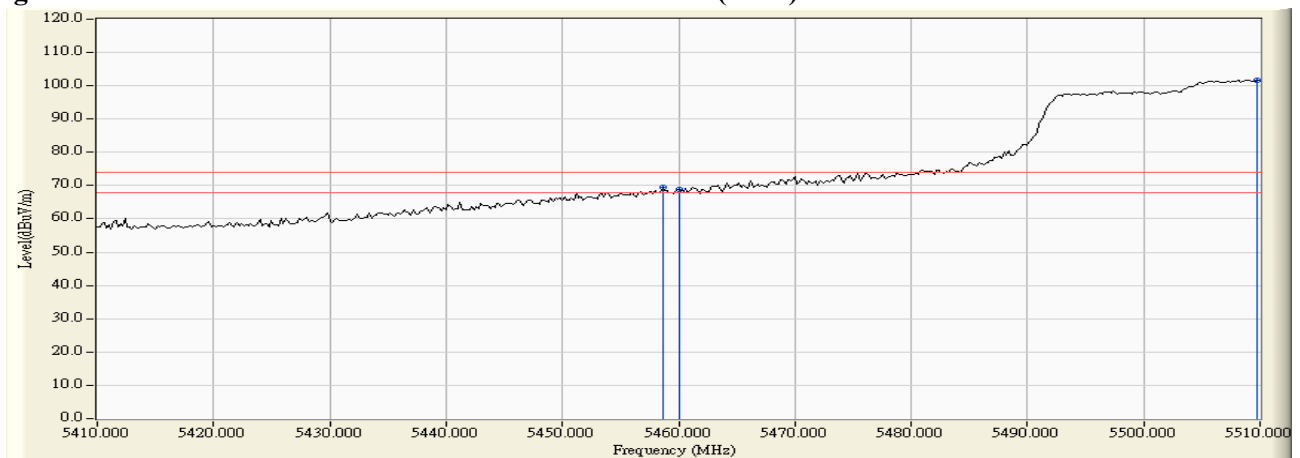
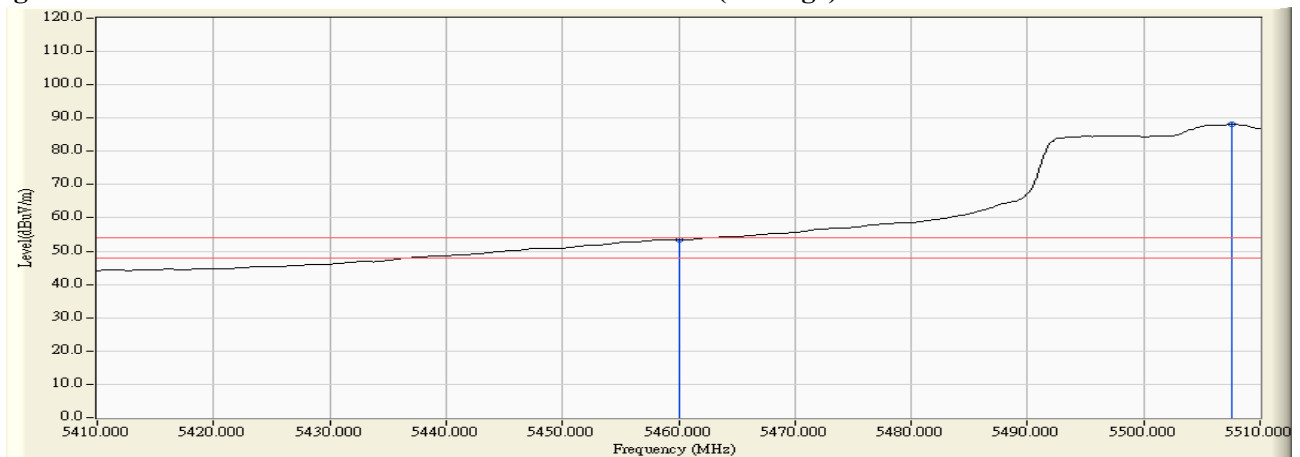


Figure Channel 106: Vertical (Average)



Note:

1. All readings above 1GHz are performed with peak and/or average measurements as necessary.
2. Peak measurements: RBW = 1MHz, VBW = 3 MHz, Sweep: Auto.
3. Average measurements: RBW = 1MHz, VBW = 10 Hz, Sweep: Auto.
4. “ * ”, means this data is the worst emission level.
5. Measurement Level = Reading Level + Correct Factor.
6. The average measurement was not performed when the peak measured data under the limit of average detection.

Product : Intel® Dual Band Wireless-AC 8260
 Test Item : Band Edge Data
 Test Site : No.3 OATS
 Test Mode : Mode 2 SISO B: Transmit (802.11ac-80BW-32.5Mbps) -Channel 106

RF Radiated Measurement:

	Frequency (MHz)	Correct Factor (dB)	Reading Level (dBuV)	Measure Level (dBuV/m)	Margin (dB)	Limit (dBuV/m)	Result
Horizontal	5464.200	4.410	53.041	57.451	-10.769	68.220	Pass
Horizontal	5470.000	4.488	51.199	55.687	-12.533	68.220	Pass
Horizontal	5517.400	4.750	89.649	94.398	26.178	68.220	Pass

	Frequency (MHz)	Correct Factor (dB)	Reading Level (dBuV)	Measure Level (dBuV/m)	Margin (dB)	Limit (dBuV/m)	Result
Vertical	5468.200	6.099	59.612	65.710	-2.510	68.220	Pass
Vertical	5470.000	6.112	58.573	64.684	-3.536	68.220	Pass
Vertical	5519.000	6.201	96.595	102.796	34.576	68.220	Pass

Product : Intel® Dual Band Wireless-AC 8260
Test Item : Band Edge Data
Test Site : No.3 OATS
Test Mode : Mode 3 MIMO: Transmit (802.11n-20BW 14.4Mbps) -Channel 36

RF Radiated Measurement (Horizontal):

Channel No.	Frequency (MHz)	Correct Factor (dB)	Reading Level (dBμV)	Emission Level (dBμV/m)	Peak Limit (dBμV/m)	Average Limit (dBμV/m)	Result
36 (Peak)	5149.800	3.342	63.123	66.464	74.00	54.00	Pass
36 (Peak)	5150.000	3.340	60.406	63.746	74.00	54.00	Pass
36 (Peak)	5175.600	3.251	106.738	109.988	--	--	--
36 (Average)	5150.000	3.340	43.917	47.257	74.00	54.00	Pass
36 (Average)	5184.000	3.220	93.280	96.500	--	--	--

Figure Channel 36: Horizontal (Peak)

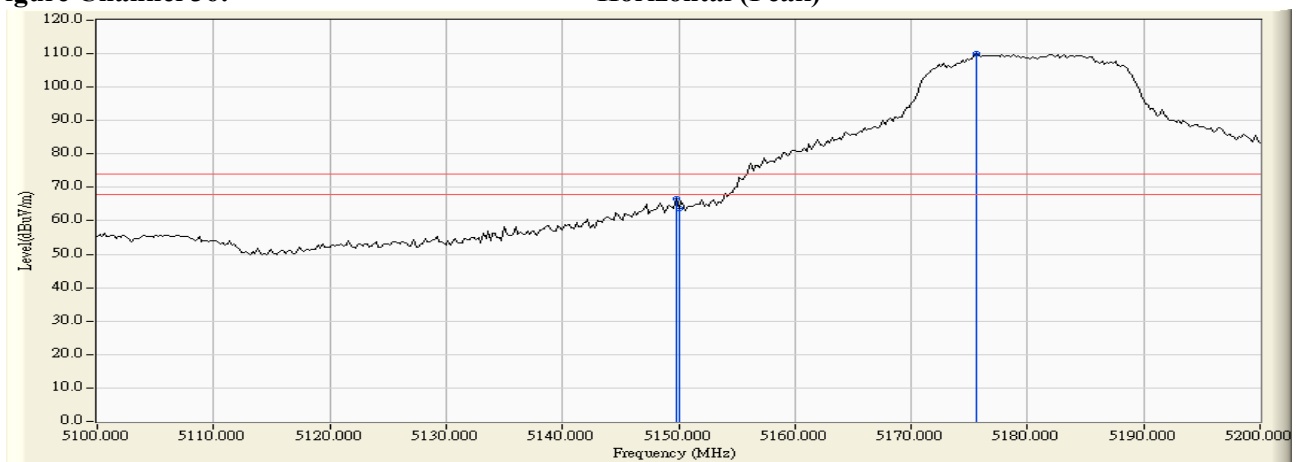
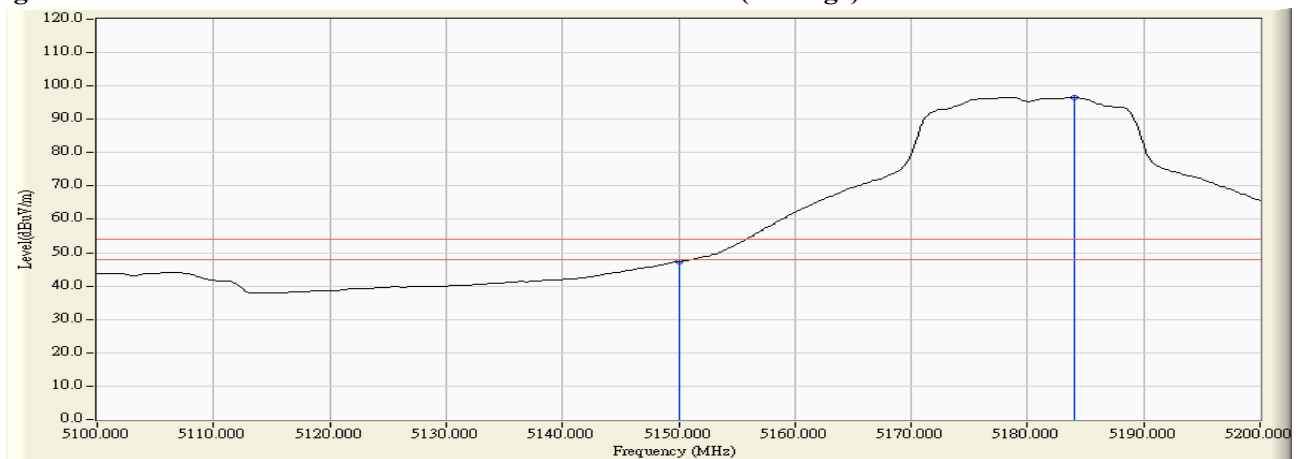


Figure Channel 36: Horizontal (Average)



Note:

1. All readings above 1GHz are performed with peak and/or average measurements as necessary.
2. Peak measurements: RBW = 1MHz, VBW = 3 MHz, Sweep: Auto.
3. Average measurements: RBW = 1MHz, VBW = 10 Hz, Sweep: Auto.
4. “ * ”, means this data is the worst emission level.
5. Measurement Level = Reading Level + Correct Factor.
6. The average measurement was not performed when the peak measured data under the limit of average detection.

Product : Intel® Dual Band Wireless-AC 8260
Test Item : Band Edge Data
Test Site : No.3 OATS
Test Mode : Mode 3 MIMO: Transmit (802.11n-20BW 14.4Mbps) -Channel 36

RF Radiated Measurement (Vertical):

Channel No.	Frequency (MHz)	Correct Factor (dB)	Reading Level (dBμV)	Emission Level (dBμV/m)	Peak Limit (dBμV/m)	Average Limit (dBμV/m)	Result
36 (Peak)	5150.000	5.260	63.592	68.852	74.00	54.00	Pass
36 (Peak)	5183.800	5.352	106.761	112.113	--	--	--
36 (Average)	5150.000	5.260	45.017	50.277	74.00	54.00	Pass
36 (Average)	5177.800	5.335	92.981	98.317	--	--	--

Figure Channel 36:

Vertical (Peak)

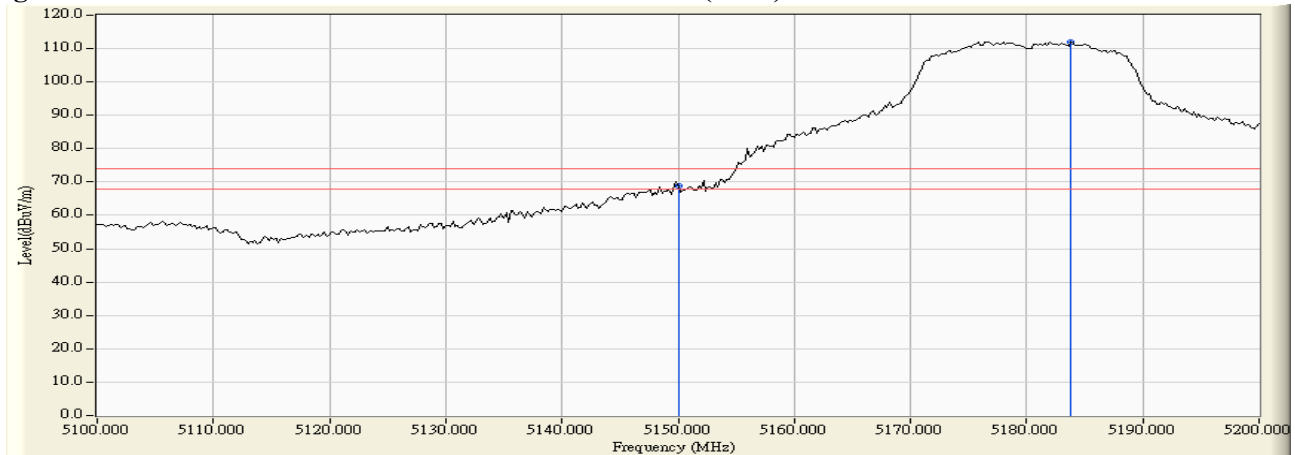
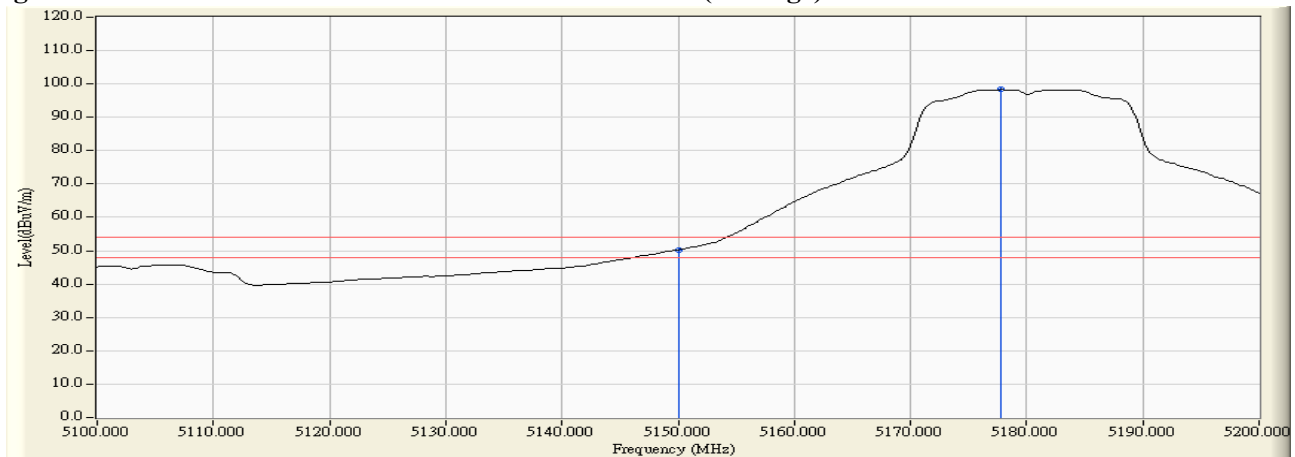


Figure Channel 36:

Vertical (Average)



Note:

1. All readings above 1GHz are performed with peak and/or average measurements as necessary.
2. Peak measurements: RBW = 1MHz, VBW = 3 MHz, Sweep: Auto.
3. Average measurements: RBW = 1MHz, VBW = 10 Hz, Sweep: Auto.
4. “ * ”, means this data is the worst emission level.
5. Measurement Level = Reading Level + Correct Factor.
6. The average measurement was not performed when the peak measured data under the limit of average detection.

Product : Intel® Dual Band Wireless-AC 8260
Test Item : Band Edge Data
Test Site : No.3 OATS
Test Mode : Mode 3 MIMO: Transmit (802.11n-20BW 14.4Mbps) -Channel 64

RF Radiated Measurement (Horizontal):

Channel No.	Frequency (MHz)	Correct Factor (dB)	Reading Level (dBμV)	Emission Level (dBμV/m)	Peak Limit (dBμV/m)	Average Limit (dBμV/m)	Result
64 (Peak)	5316.800	3.823	106.869	110.691	--	--	--
64 (Peak)	5350.000	3.716	67.381	71.098	74.00	54.00	Pass
64 (Average)	5317.600	3.820	92.612	96.432	--	--	--
64 (Average)	5350.000	3.716	50.244	53.961	74.00	54.00	Pass

Figure Channel 64:

Horizontal (Peak)

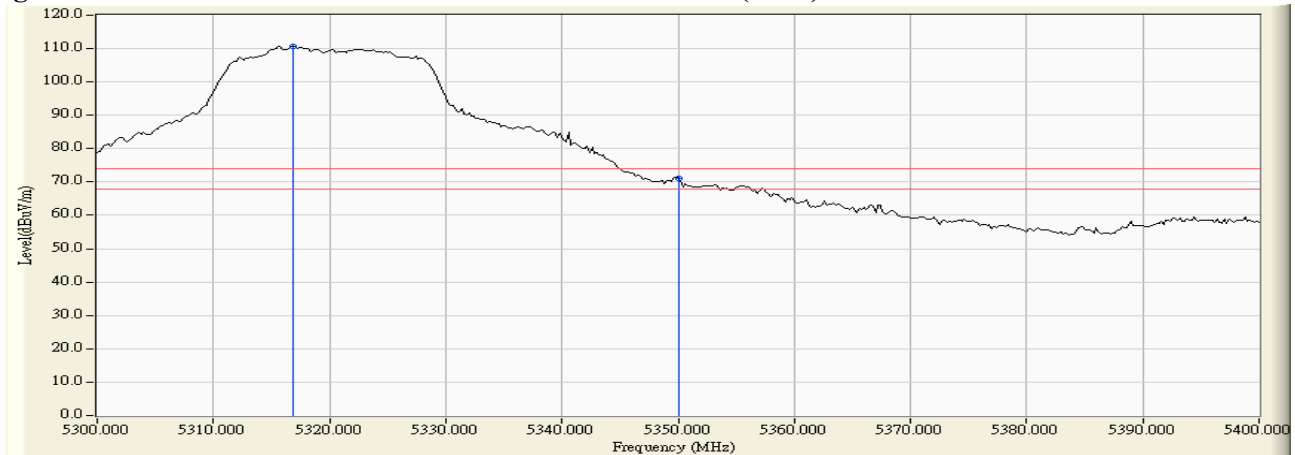
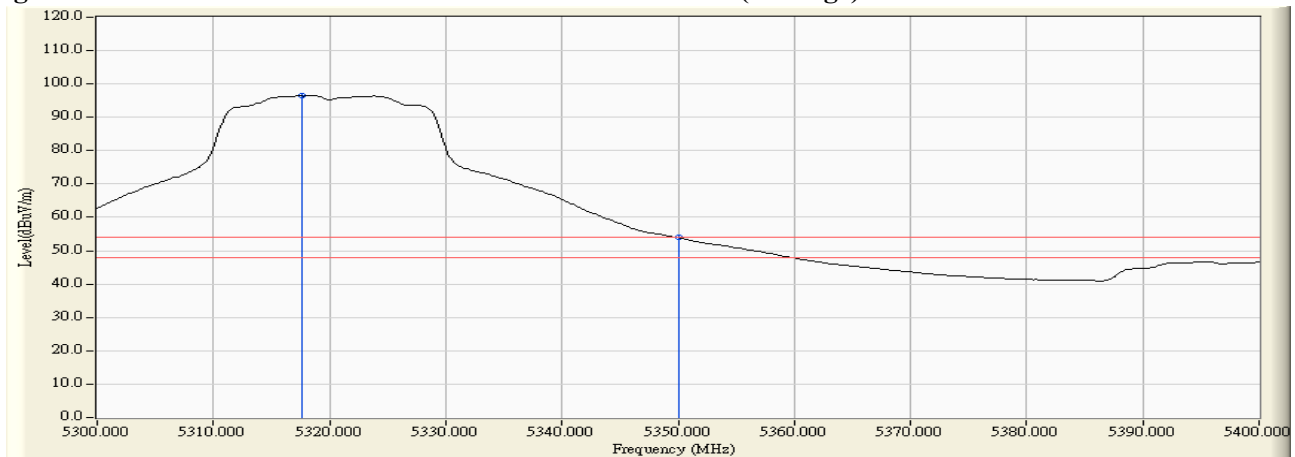


Figure Channel 64:

Horizontal (Average)



Note:

1. All readings above 1GHz are performed with peak and/or average measurements as necessary.
2. Peak measurements: RBW = 1MHz, VBW = 3 MHz, Sweep: Auto.
3. Average measurements: RBW = 1MHz, VBW = 10 Hz, Sweep: Auto.
4. “ * ”, means this data is the worst emission level.
5. Measurement Level = Reading Level + Correct Factor.
6. The average measurement was not performed when the peak measured data under the limit of average detection.

Product : Intel® Dual Band Wireless-AC 8260
Test Item : Band Edge Data
Test Site : No.3 OATS
Test Mode : Mode 3 MIMO: Transmit (802.11n-20BW 14.4Mbps) -Channel 64

RF Radiated Measurement (Vertical):

Channel No.	Frequency (MHz)	Correct Factor (dB)	Reading Level (dBμV)	Emission Level (dBμV/m)	Peak Limit (dBμV/m)	Average Limit (dBμV/m)	Result
64 (Peak)	5316.000	5.733	103.781	109.515	--	--	--
64 (Peak)	5350.000	5.691	60.893	66.585	74.00	54.00	Pass
64 (Average)	5316.200	5.733	90.665	96.399	--	--	--
64 (Average)	5350.000	5.691	46.417	52.109	74.00	54.00	Pass

Figure Channel 64: Vertical (Peak)

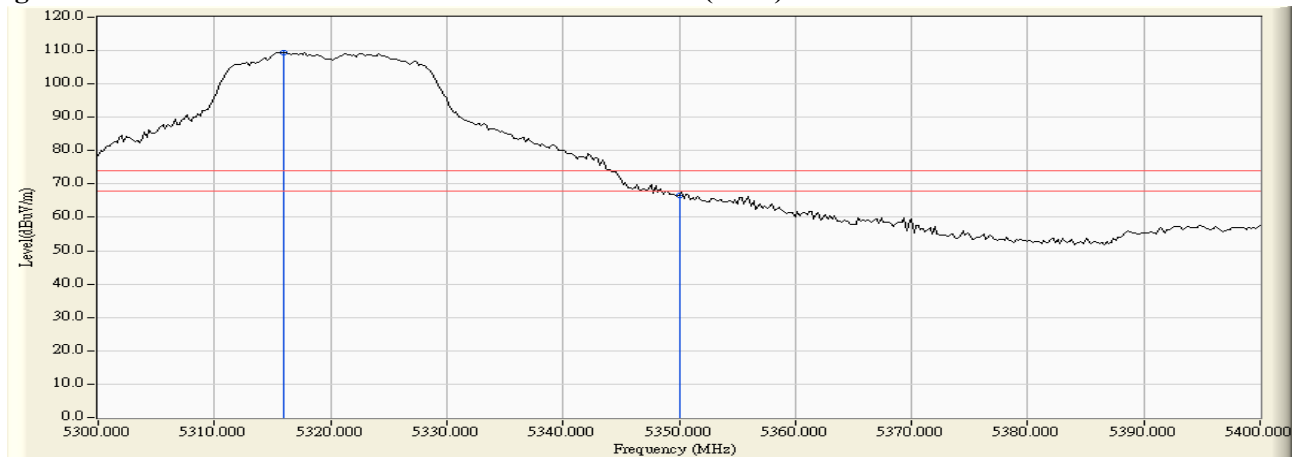
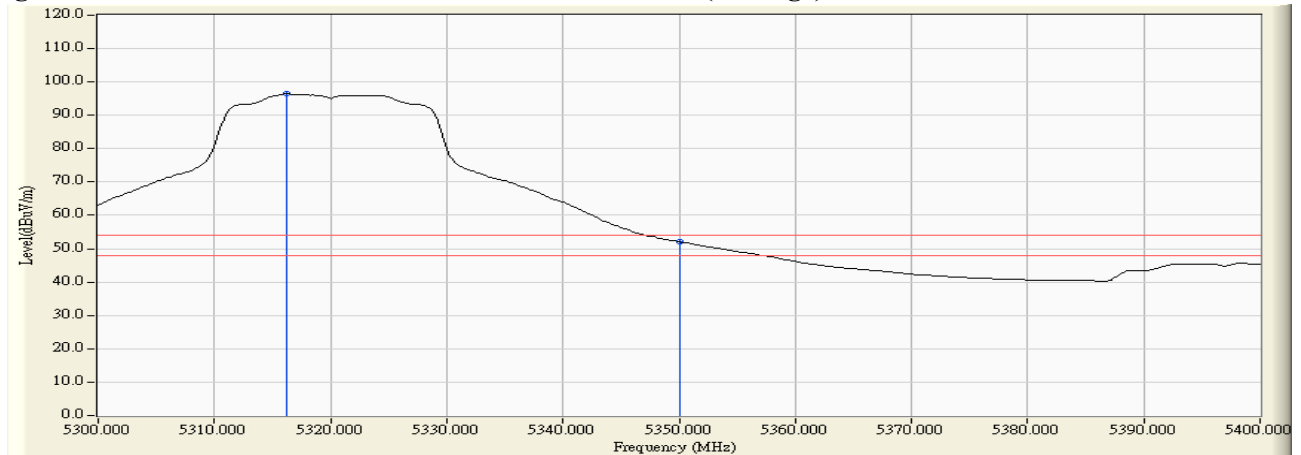


Figure Channel 64: Vertical (Average)



Note:

1. All readings above 1GHz are performed with peak and/or average measurements as necessary.
2. Peak measurements: RBW = 1MHz, VBW = 3 MHz, Sweep: Auto.
3. Average measurements: RBW = 1MHz, VBW = 10 Hz, Sweep: Auto.
4. “ * ”, means this data is the worst emission level.
5. Measurement Level = Reading Level + Correct Factor.
6. The average measurement was not performed when the peak measured data under the limit of average detection.

Product : Intel® Dual Band Wireless-AC 8260
Test Item : Band Edge Data
Test Site : No.3 OATS
Test Mode : Mode 3 MIMO: Transmit (802.11n-20BW 14.4Mbps) -Channel 100

RF Radiated Measurement (Horizontal):

Channel No.	Frequency (MHz)	Correct Factor (dB)	Reading Level (dBμV)	Emission Level (dBμV/m)	Peak Limit (dBμV/m)	Average Limit (dBμV/m)	Result
100 (Peak)	5422.400	3.854	54.426	58.280	74.00	54.00	Pass
100 (Peak)	5460.000	4.354	53.241	57.595	74.00	54.00	Pass
100 (Peak)	5496.000	4.787	103.959	108.746	--	--	--
100 (Average)	5426.800	3.913	40.844	44.757	74.00	54.00	Pass
100 (Average)	5460.000	4.354	37.592	41.946	74.00	54.00	Pass
100 (Average)	5497.800	4.799	89.856	94.655	--	--	--

Figure Channel 100: Horizontal (Peak)

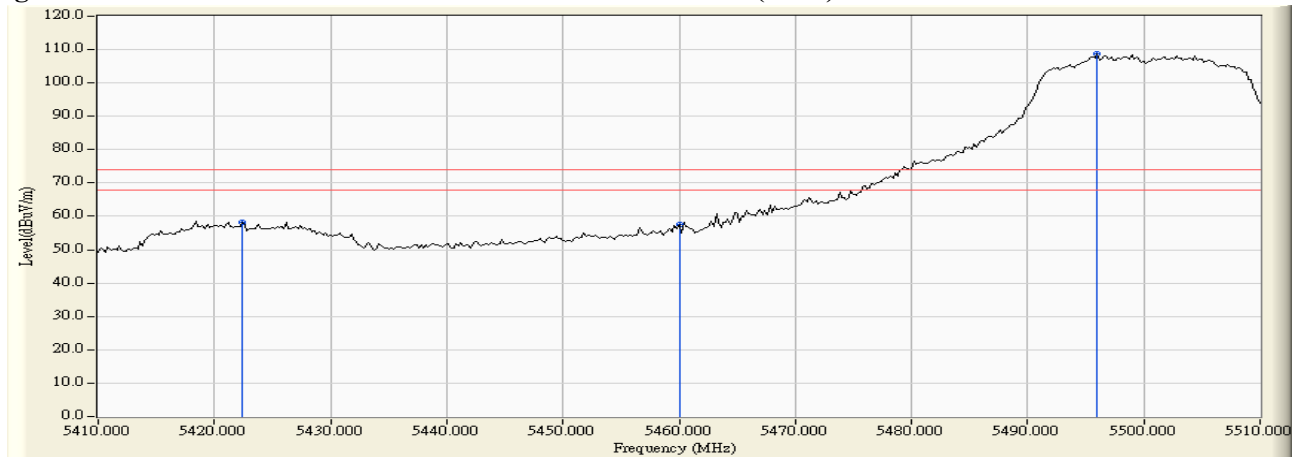
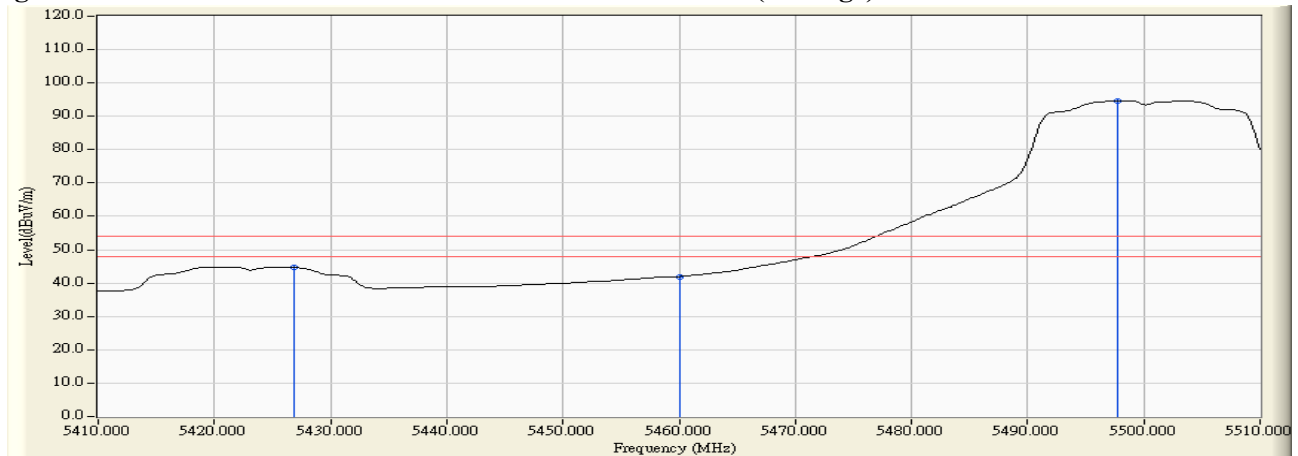


Figure Channel 100: Horizontal (Average)



Note:

1. All readings above 1GHz are performed with peak and/or average measurements as necessary.
2. Peak measurements: RBW = 1MHz, VBW = 3 MHz, Sweep: Auto.
3. Average measurements: RBW = 1MHz, VBW = 10 Hz, Sweep: Auto.
4. “ * ”, means this data is the worst emission level.
5. Measurement Level = Reading Level + Correct Factor.
6. The average measurement was not performed when the peak measured data under the limit of average detection.

Product : Intel® Dual Band Wireless-AC 8260
Test Item : Band Edge Data
Test Site : No.3 OATS
Test Mode : Mode 3 MIMO: Transmit (802.11n-20BW 14.4Mbps) -Channel 100

RF Radiated Measurement (Vertical):

Channel No.	Frequency (MHz)	Correct Factor (dB)	Reading Level (dBμV)	Emission Level (dBμV/m)	Peak Limit (dBμV/m)	Average Limit (dBμV/m)	Result
100 (Peak)	5426.200	5.808	51.987	57.795	74.00	54.00	Pass
100 (Peak)	5460.000	6.041	49.158	55.199	74.00	54.00	Pass
100 (Peak)	5497.000	6.266	102.676	108.942	--	--	--
100 (Average)	5425.800	5.805	38.497	44.302	74.00	54.00	Pass
100 (Average)	5460.000	6.041	35.997	42.038	74.00	54.00	Pass
100 (Average)	5497.800	6.268	88.504	94.772	--	--	--

Figure Channel 100: Vertical (Peak)

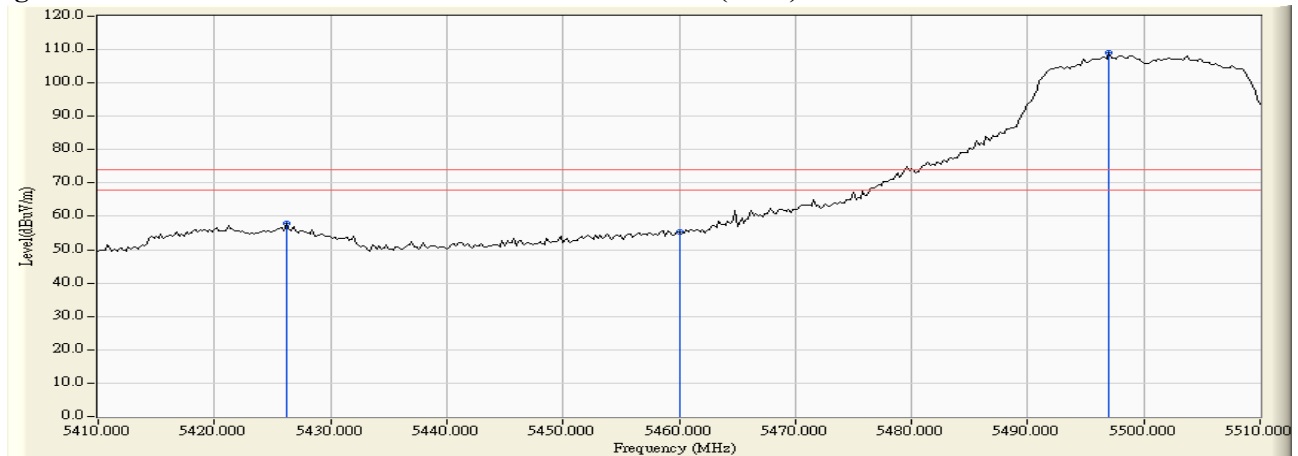
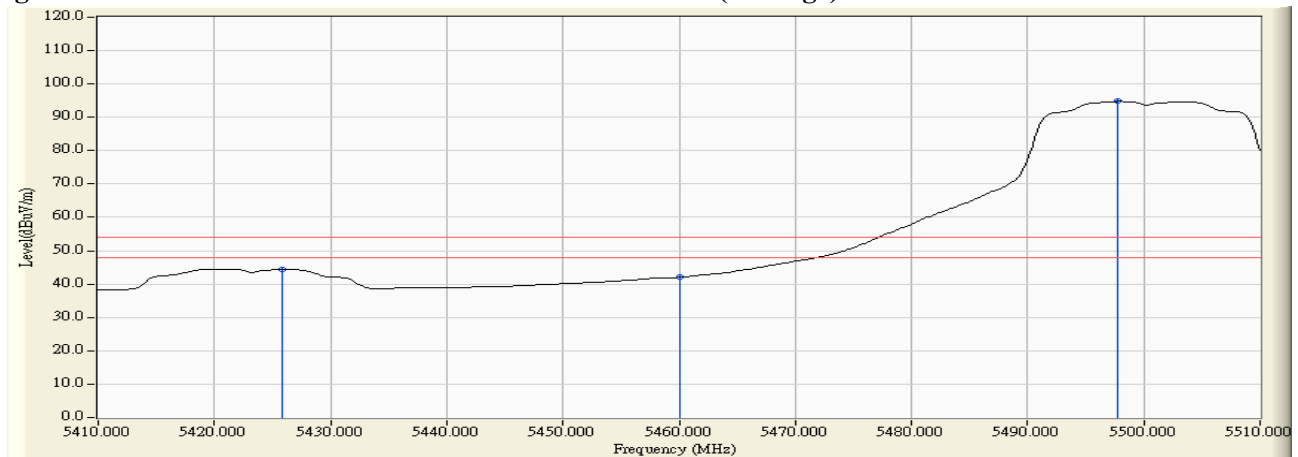


Figure Channel 100: Vertical (Average)



Note:

1. All readings above 1GHz are performed with peak and/or average measurements as necessary.
2. Peak measurements: RBW = 1MHz, VBW = 3 MHz, Sweep: Auto.
3. Average measurements: RBW = 1MHz, VBW = 10 Hz, Sweep: Auto.
4. “ * ”, means this data is the worst emission level.
5. Measurement Level = Reading Level + Correct Factor.
6. The average measurement was not performed when the peak measured data under the limit of average detection.

Product : Intel® Dual Band Wireless-AC 8260
 Test Item : Band Edge Data
 Test Site : No.3 OATS
 Test Mode : Mode 3 MIMO: Transmit (802.11n-20BW 14.4Mbps) -Channel 100

RF Radiated Measurement:

	Frequency (MHz)	Correct Factor (dB)	Reading Level (dBuV)	Measure Level (dBuV/m)	Margin (dB)	Limit (dBuV/m)	Result
Horizontal	5470.000	4.488	60.753	65.241	-2.979	68.220	Pass
Horizontal	5498.400	4.804	105.773	110.576	42.356	68.220	Pass

	Frequency (MHz)	Correct Factor (dB)	Reading Level (dBuV)	Measure Level (dBuV/m)	Margin (dB)	Limit (dBuV/m)	Result
Vertical	5470.000	6.112	59.912	66.023	-2.197	68.220	Pass
Vertical	5498.400	6.270	105.703	111.973	43.753	68.220	Pass

Product : Intel® Dual Band Wireless-AC 8260
 Test Item : Band Edge Data
 Test Site : No.3 OATS
 Test Mode : Mode 3 MIMO: Transmit (802.11n-20BW 14.4Mbps) -Channel 140

RF Radiated Measurement:

	Frequency (MHz)	Correct Factor (dB)	Reading Level (dBuV)	Measure Level (dBuV/m)	Margin (dB)	Limit (dBuV/m)	Result
Horizontal	5703.400	4.636	101.615	106.251	38.031	68.220	Pass
Horizontal	5725.000	4.654	60.574	65.228	-2.992	68.220	Pass

	Frequency (MHz)	Correct Factor (dB)	Reading Level (dBuV)	Measure Level (dBuV/m)	Margin (dB)	Limit (dBuV/m)	Result
Vertical	5696.800	5.978	101.658	107.636	39.416	68.220	Pass
Vertical	5725.000	5.992	61.651	67.644	-0.576	68.220	Pass

Product : Intel® Dual Band Wireless-AC 8260
Test Item : Band Edge Data
Test Site : No.3 OATS
Test Mode : Mode 3 MIMO: Transmit (802.11n-40BW 30Mbps) -Channel 38

RF Radiated Measurement (Horizontal):

Channel No.	Frequency (MHz)	Correct Factor (dB)	Reading Level (dBμV)	Emission Level (dBμV/m)	Peak Limit (dBμV/m)	Average Limit (dBμV/m)	Result
38 (Peak)	5148.200	3.347	69.477	72.824	74.00	54.00	Pass
38 (Peak)	5150.000	3.340	69.797	73.137	74.00	54.00	Pass
38 (Peak)	5197.200	3.164	104.984	108.148	--	--	--
38 (Average)	5150.000	3.340	49.637	52.977	74.00	54.00	Pass
38 (Average)	5196.600	3.167	86.438	89.605	--	--	--

Figure Channel 38: Horizontal (Peak)

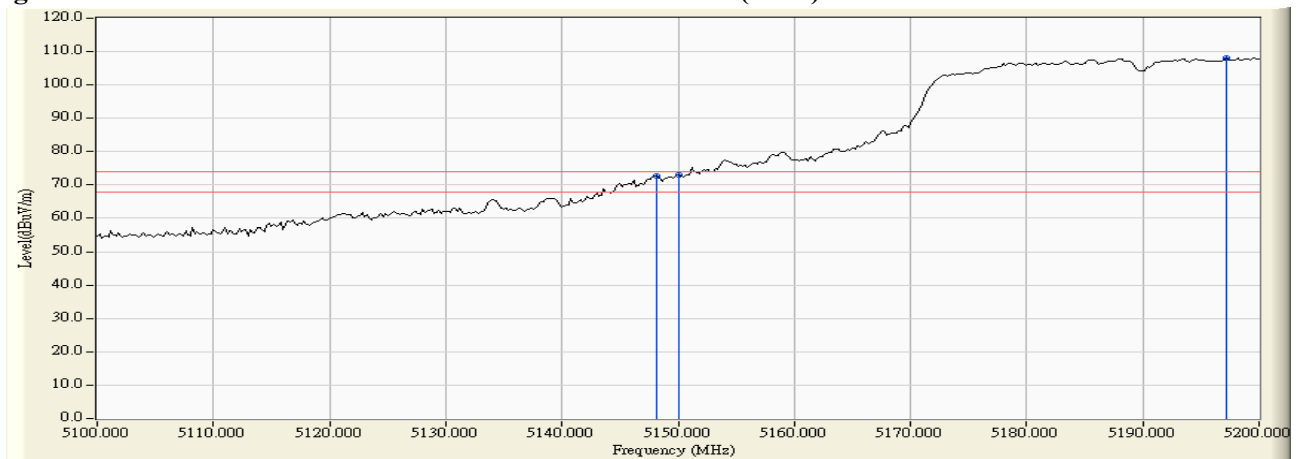
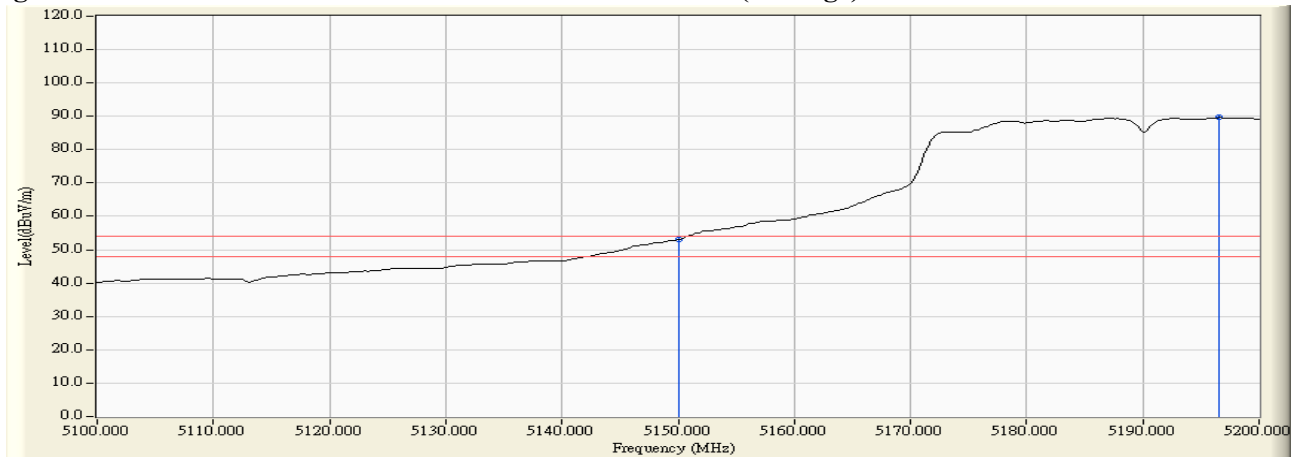


Figure Channel 38: Horizontal (Average)



Note:

1. All readings above 1GHz are performed with peak and/or average measurements as necessary.
2. Peak measurements: RBW = 1MHz, VBW = 3 MHz, Sweep: Auto.
3. Average measurements: RBW = 1MHz, VBW = 10 Hz, Sweep: Auto.
4. “ * ”, means this data is the worst emission level.
5. Measurement Level = Reading Level + Correct Factor.
6. The average measurement was not performed when the peak measured data under the limit of average detection.

Product : Intel® Dual Band Wireless-AC 8260
Test Item : Band Edge Data
Test Site : No.3 OATS
Test Mode : Mode 3 MIMO: Transmit (802.11n-40BW 30Mbps) -Channel 38

RF Radiated Measurement (Vertical):

Channel No.	Frequency (MHz)	Correct Factor (dB)	Reading Level (dBμV)	Emission Level (dBμV/m)	Peak Limit (dBμV/m)	Average Limit (dBμV/m)	Result
38 (Peak)	5148.600	5.256	67.970	73.226	74.00	54.00	Pass
38 (Peak)	5150.000	5.260	67.159	72.419	74.00	54.00	Pass
38 (Peak)	5185.800	5.358	102.295	107.653	--	--	--
38 (Average)	5150.000	5.260	48.677	53.937	74.00	54.00	Pass
38 (Average)	5195.000	5.375	86.061	91.437	--	--	--

Figure Channel 38: Vertical (Peak)

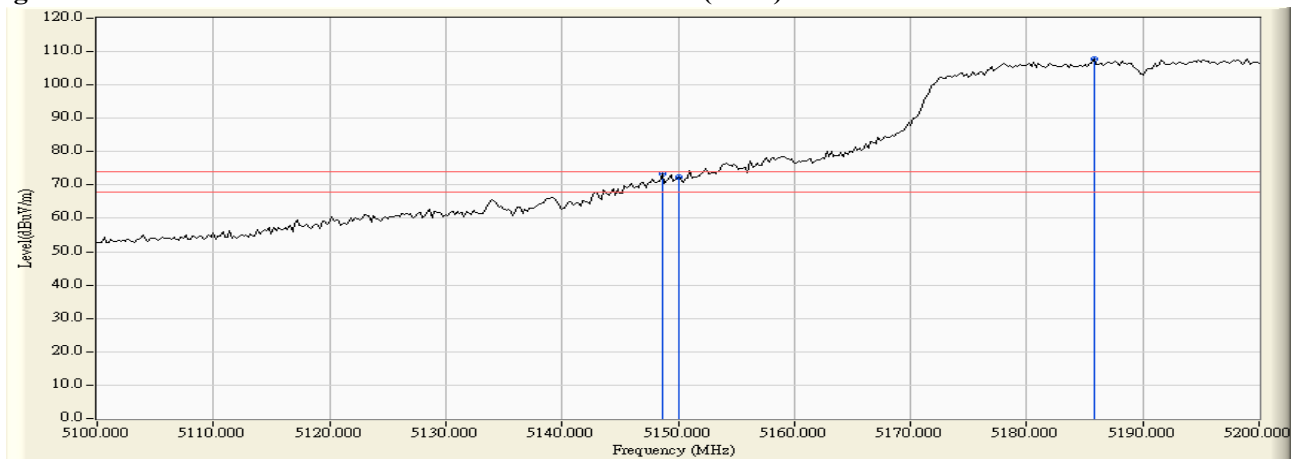
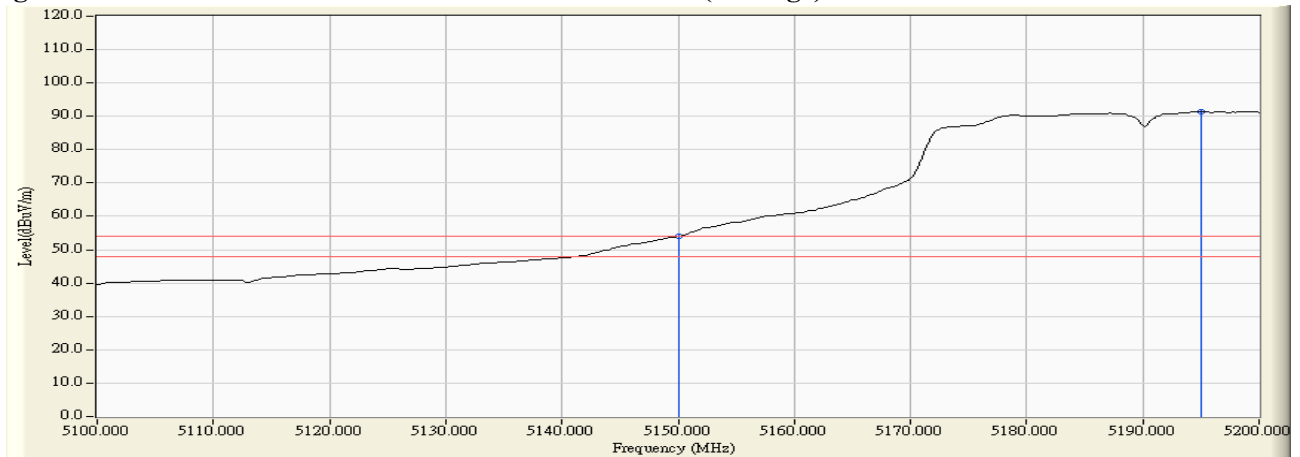


Figure Channel 38: Vertical (Average)



Note:

1. All readings above 1GHz are performed with peak and/or average measurements as necessary.
2. Peak measurements: RBW = 1MHz, VBW = 3 MHz, Sweep: Auto.
3. Average measurements: RBW = 1MHz, VBW = 10 Hz, Sweep: Auto.
4. “ * ”, means this data is the worst emission level.
5. Measurement Level = Reading Level + Correct Factor.
6. The average measurement was not performed when the peak measured data under the limit of average detection.

Product : Intel® Dual Band Wireless-AC 8260
Test Item : Band Edge Data
Test Site : No.3 OATS
Test Mode : Mode 3 MIMO: Transmit (802.11n-40BW 30Mbps) -Channel 62

RF Radiated Measurement (Horizontal):

Channel No.	Frequency (MHz)	Correct Factor (dB)	Reading Level (dBμV)	Emission Level (dBμV/m)	Peak Limit (dBμV/m)	Average Limit (dBμV/m)	Result
62 (Peak)	5303.200	3.867	97.210	101.077	--	--	--
62 (Peak)	5350.000	3.716	67.053	70.770	74.00	54.00	Pass
62 (Peak)	5351.200	3.713	68.190	71.903	74.00	54.00	Pass
62 (Average)	5304.000	3.863	77.437	81.301	--	--	--
62 (Average)	5350.000	3.716	49.000	52.717	74.00	54.00	Pass

Figure Channel 62: Horizontal (Peak)

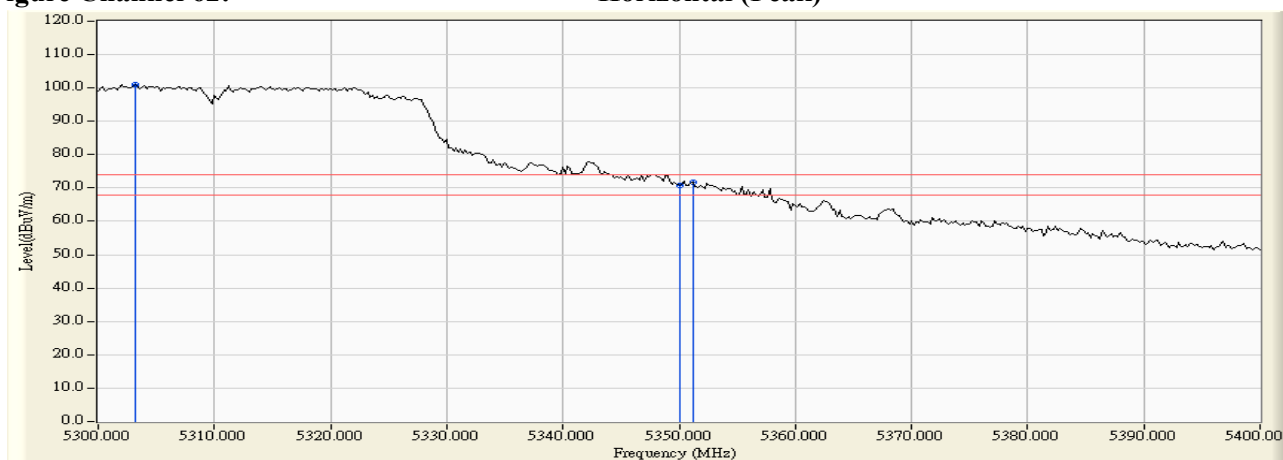


Figure Channel 62: Horizontal (Average)



Note:

1. All readings above 1GHz are performed with peak and/or average measurements as necessary.
2. Peak measurements: RBW = 1MHz, VBW = 3 MHz, Sweep: Auto.
3. Average measurements: RBW = 1MHz, VBW = 10 Hz, Sweep: Auto.
4. “ * ”, means this data is the worst emission level.
5. Measurement Level = Reading Level + Correct Factor.
6. The average measurement was not performed when the peak measured data under the limit of average detection.

Product : Intel® Dual Band Wireless-AC 8260
Test Item : Band Edge Data
Test Site : No.3 OATS
Test Mode : Mode 3 MIMO: Transmit (802.11n-40BW 30Mbps) -Channel 62

RF Radiated Measurement (Vertical):

Channel No.	Frequency (MHz)	Correct Factor (dB)	Reading Level (dBμV)	Emission Level (dBμV/m)	Peak Limit (dBμV/m)	Average Limit (dBμV/m)	Result
62 (Peak)	5301.400	5.753	92.121	97.874	--	--	--
62 (Peak)	5350.000	5.691	63.302	68.994	74.00	54.00	Pass
62 (Peak)	5351.200	5.690	64.724	70.414	74.00	54.00	Pass
62 (Average)	5318.600	5.731	75.191	80.922	--	--	--
62 (Average)	5350.000	5.691	47.696	53.388	74.00	54.00	Pass

Figure Channel 62: Vertical (Peak)

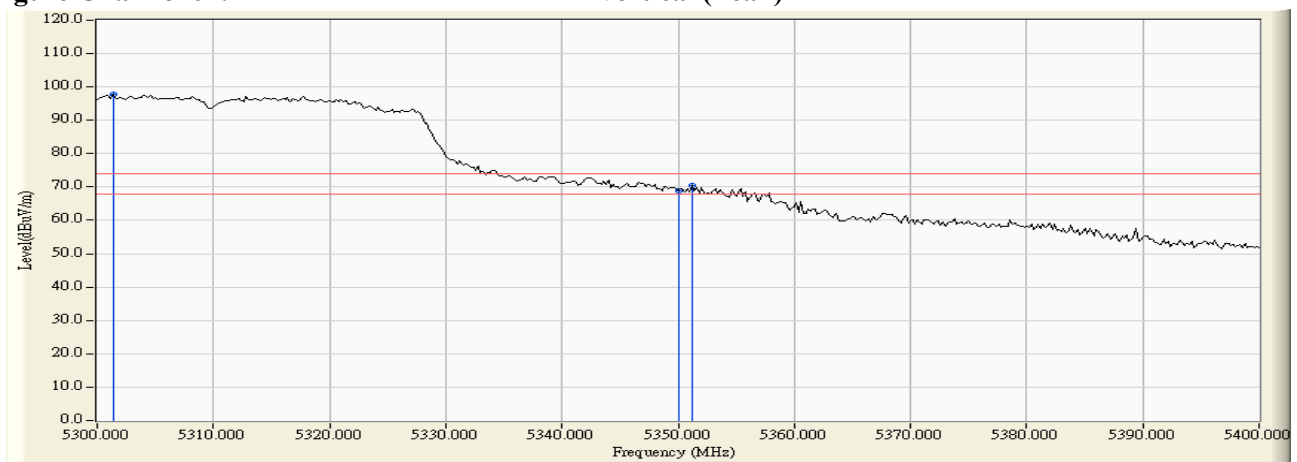
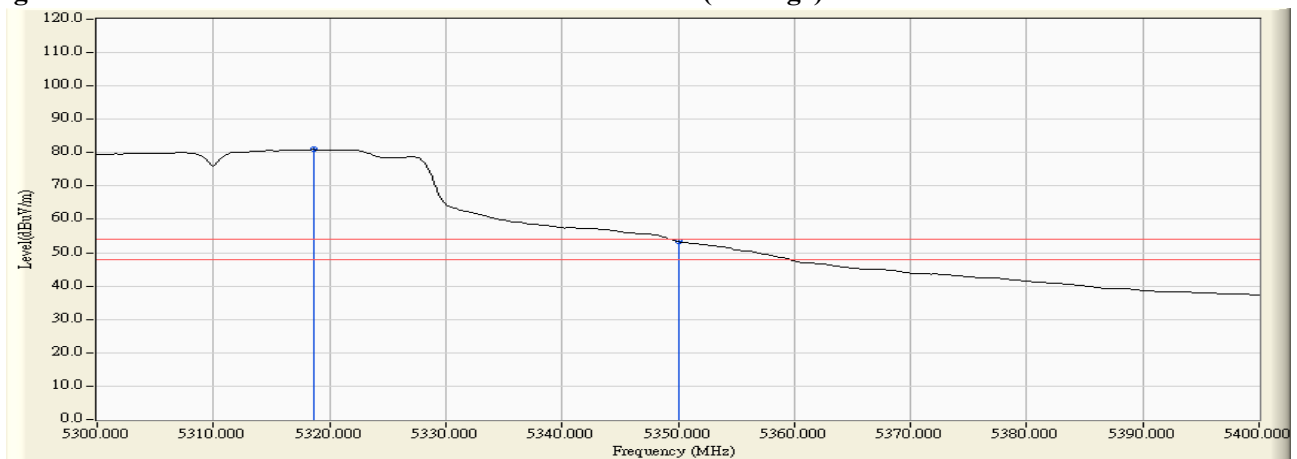


Figure Channel 62: Vertical (Average)



Note:

1. All readings above 1GHz are performed with peak and/or average measurements as necessary.
2. Peak measurements: RBW = 1MHz, VBW = 3 MHz, Sweep: Auto.
3. Average measurements: RBW = 1MHz, VBW = 10 Hz, Sweep: Auto.
4. “ * ”, means this data is the worst emission level.
5. Measurement Level = Reading Level + Correct Factor.
6. The average measurement was not performed when the peak measured data under the limit of average detection.

Product : Intel® Dual Band Wireless-AC 8260
Test Item : Band Edge Data
Test Site : No.3 OATS
Test Mode : Mode 3 MIMO: Transmit (802.11n-40BW 30Mbps) -Channel 102

RF Radiated Measurement (Horizontal):

Channel No.	Frequency (MHz)	Correct Factor (dB)	Reading Level (dBμV)	Emission Level (dBμV/m)	Peak Limit (dBμV/m)	Average Limit (dBμV/m)	Result
102 (Peak)	5460.000	4.354	57.758	62.112	74.00	54.00	Pass
102 (Peak)	5499.600	4.812	100.737	105.549	--	--	--
102 (Average)	5460.000	4.354	43.553	47.907	74.00	54.00	Pass
102 (Average)	5505.800	4.842	85.330	90.173	--	--	--

Figure Channel 102: Horizontal (Peak)

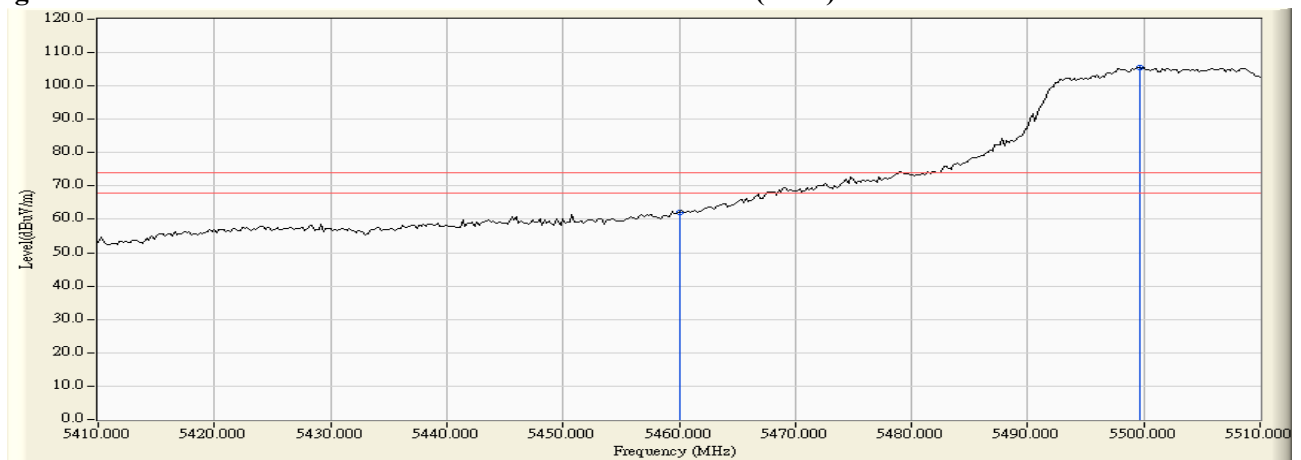
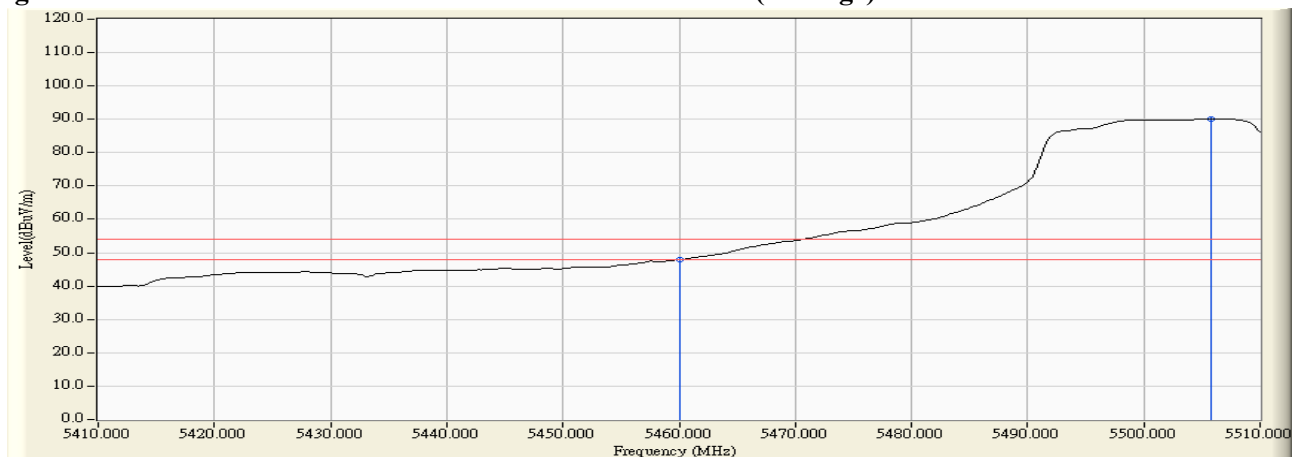


Figure Channel 102: Horizontal (Average)



Note:

1. All readings above 1GHz are performed with peak and/or average measurements as necessary.
2. Peak measurements: RBW = 1MHz, VBW = 3 MHz, Sweep: Auto.
3. Average measurements: RBW = 1MHz, VBW = 10 Hz, Sweep: Auto.
4. “ * ”, means this data is the worst emission level.
5. Measurement Level = Reading Level + Correct Factor.
6. The average measurement was not performed when the peak measured data under the limit of average detection.

Product : Intel® Dual Band Wireless-AC 8260
Test Item : Band Edge Data
Test Site : No.3 OATS
Test Mode : Mode 3 MIMO: Transmit (802.11n-40BW 30Mbps) -Channel 102

RF Radiated Measurement (Vertical):

Channel No.	Frequency (MHz)	Correct Factor (dB)	Reading Level (dBμV)	Emission Level (dBμV/m)	Peak Limit (dBμV/m)	Average Limit (dBμV/m)	Result
102 (Peak)	5460.000	6.041	58.030	64.071	74.00	54.00	Pass
102 (Peak)	5499.600	6.274	100.712	106.986	--	--	--
102 (Average)	5460.000	6.041	43.664	49.705	74.00	54.00	Pass
102 (Average)	5505.400	6.287	85.356	91.643	--	--	--

Figure Channel 102: Vertical (Peak)

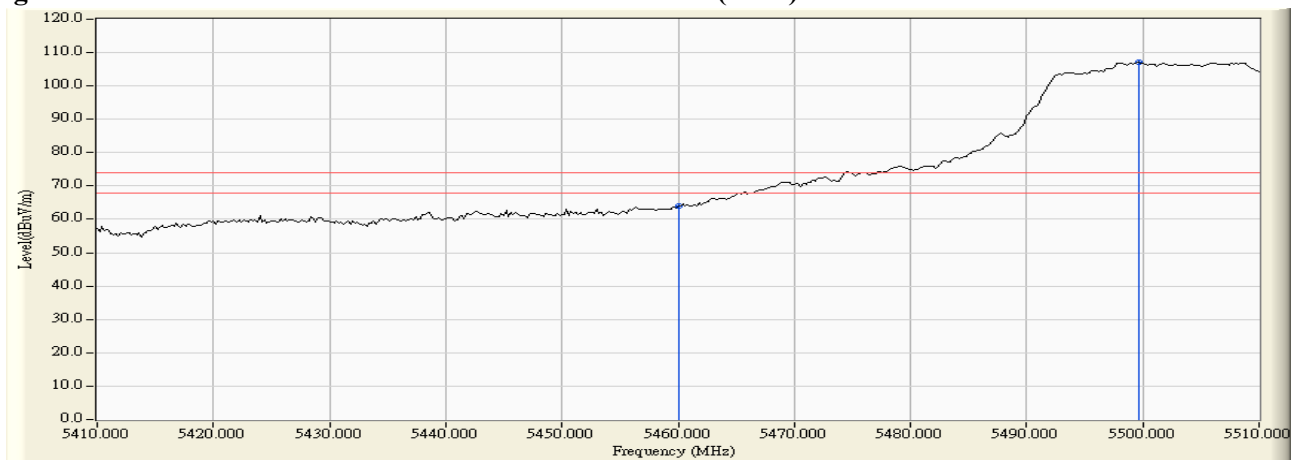
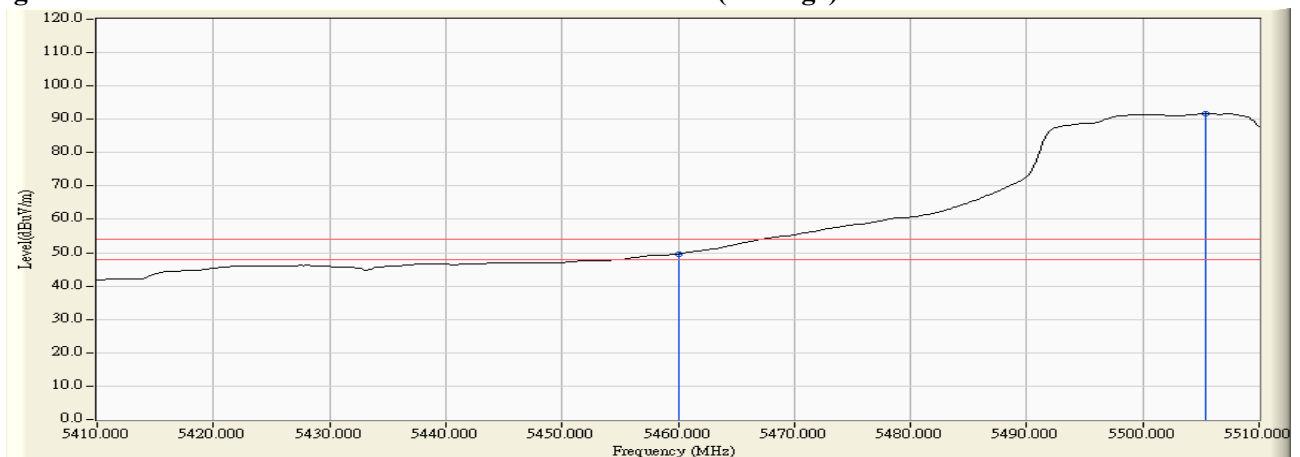


Figure Channel 102: Vertical (Average)



Note:

1. All readings above 1GHz are performed with peak and/or average measurements as necessary.
2. Peak measurements: RBW = 1MHz, VBW = 3 MHz, Sweep: Auto.
3. Average measurements: RBW = 1MHz, VBW = 10 Hz, Sweep: Auto.
4. “ * ”, means this data is the worst emission level.
5. Measurement Level = Reading Level + Correct Factor.
6. The average measurement was not performed when the peak measured data under the limit of average detection.

Product : Intel® Dual Band Wireless-AC 8260
 Test Item : Band Edge Data
 Test Site : No.3 OATS
 Test Mode : Mode 3 MIMO: Transmit (802.11n-40BW 30Mbps) -Channel 102

RF Radiated Measurement:

	Frequency (MHz)	Correct Factor (dB)	Reading Level (dBuV)	Measure Level (dBuV/m)	Margin (dB)	Limit (dBuV/m)	Result
Horizontal	5468.600	4.469	59.088	63.557	-4.663	68.220	Pass
Horizontal	5470.000	4.488	57.529	62.017	-6.203	68.220	Pass
Horizontal	5505.800	4.842	101.331	106.174	37.954	68.220	Pass

	Frequency (MHz)	Correct Factor (dB)	Reading Level (dBuV)	Measure Level (dBuV/m)	Margin (dB)	Limit (dBuV/m)	Result
Vertical	5470.000	6.112	61.536	67.647	-0.573	68.220	Pass
Vertical	5509.000	6.265	101.156	107.420	39.200	68.220	Pass

Product : Intel® Dual Band Wireless-AC 8260
 Test Item : Band Edge Data
 Test Site : No.3 OATS
 Test Mode : Mode 3 MIMO: Transmit (802.11n-40BW 30Mbps) -Channel 134

RF Radiated Measurement:

	Frequency (MHz)	Correct Factor (dB)	Reading Level (dBuV)	Measure Level (dBuV/m)	Margin (dB)	Limit (dBuV/m)	Result
Horizontal	5678.000	4.528	100.946	105.474	37.254	68.220	Pass
Horizontal	5725.000	4.654	57.085	61.739	-6.481	68.220	Pass
Horizontal	5728.400	4.655	58.716	63.371	-4.849	68.220	Pass

	Frequency (MHz)	Correct Factor (dB)	Reading Level (dBuV)	Measure Level (dBuV/m)	Margin (dB)	Limit (dBuV/m)	Result
Vertical	5679.600	5.935	101.359	107.294	39.074	68.220	Pass
Vertical	5725.000	5.992	57.980	63.973	-4.247	68.220	Pass

Product : Intel® Dual Band Wireless-AC 8260
 Test Item : Band Edge Data
 Test Site : No.3 OATS
 Test Mode : Mode 3 MIMO: Transmit (802.11ac-20BW-14.4Mbps) -Channel 44

RF Radiated Measurement:

	Frequency (MHz)	Correct Factor (dB)	Reading Level (dBuV)	Measure Level (dBuV/m)	Margin (dB)	Limit (dBuV/m)	Result
Horizontal	5850.000	4.964	50.420	55.384	-22.836	78.220	Pass
Horizontal	5854.000	4.988	51.577	56.564	-21.656	78.220	Pass
Horizontal	5860.000	5.023	50.301	55.324	-12.896	68.220	Pass
Horizontal	5868.600	5.074	53.216	58.290	-9.930	68.220	Pass

	Frequency (MHz)	Correct Factor (dB)	Reading Level (dBuV)	Measure Level (dBuV/m)	Margin (dB)	Limit (dBuV/m)	Result
Vertical	5850.000	6.037	50.892	56.929	-21.291	78.220	Pass
Vertical	5856.600	6.044	52.345	58.389	-19.831	78.220	Pass
Vertical	5860.000	6.047	51.674	57.721	-10.499	68.220	Pass
Vertical	5874.000	6.063	55.364	61.427	-6.793	68.220	Pass

Product : Intel® Dual Band Wireless-AC 8260
Test Item : Band Edge Data
Test Site : No.3 OATS
Test Mode : Mode 3 MIMO: Transmit (802.11ac-40BW-30Mbps) -Channel 42

RF Radiated Measurement:

	Frequency (MHz)	Correct Factor (dB)	Reading Level (dBuV)	Measure Level (dBuV/m)	Margin (dB)	Limit (dBuV/m)	Result
Horizontal	5850.000	4.964	51.154	56.118	-22.102	78.220	Pass
Horizontal	5852.800	4.980	52.129	57.109	-21.111	78.220	Pass
Horizontal	5860.000	5.023	51.258	56.281	-11.939	68.220	Pass
Horizontal	5867.400	5.066	52.366	57.432	-10.788	68.220	Pass

	Frequency (MHz)	Correct Factor (dB)	Reading Level (dBuV)	Measure Level (dBuV/m)	Margin (dB)	Limit (dBuV/m)	Result
Vertical	5850.000	6.037	51.595	57.632	-20.588	78.220	Pass
Vertical	5853.200	6.040	52.749	58.789	-19.431	78.220	Pass
Vertical	5860.000	6.047	52.129	58.176	-10.044	68.220	Pass
Vertical	5870.600	6.059	52.858	58.917	-9.303	68.220	Pass

Product : Intel® Dual Band Wireless-AC 8260
Test Item : Band Edge Data
Test Site : No.3 OATS
Test Mode : Mode 3 MIMO: Transmit (802.11ac-80BW-65Mbps) -Channel 42

RF Radiated Measurement (Horizontal):

Channel No.	Frequency (MHz)	Correct Factor (dB)	Reading Level (dBμV)	Emission Level (dBμV/m)	Peak Limit (dBμV/m)	Average Limit (dBμV/m)	Result
42 (Peak)	5147.400	3.350	65.934	69.284	74.00	54.00	Pass
42 (Peak)	5150.000	3.340	63.932	67.272	74.00	54.00	Pass
42 (Peak)	5198.400	3.159	101.407	104.566	--	--	--
42 (Average)	5147.400	3.350	48.409	51.759	74.00	54.00	Pass
42 (Average)	5150.000	3.340	47.531	50.871	74.00	54.00	Pass
42 (Average)	5196.600	3.167	82.885	86.052	--	--	--

Figure Channel 42: Horizontal (Peak)

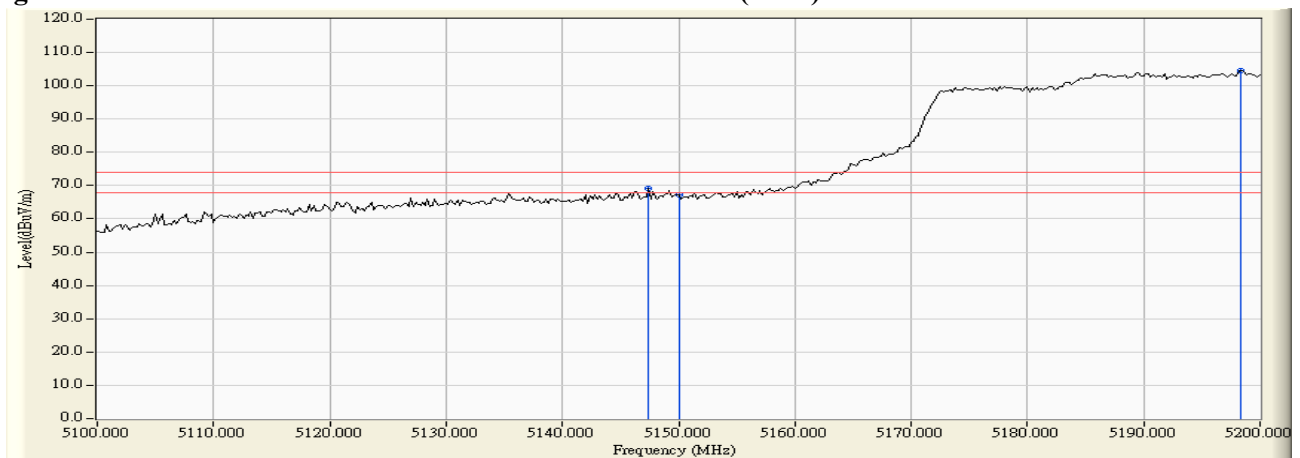
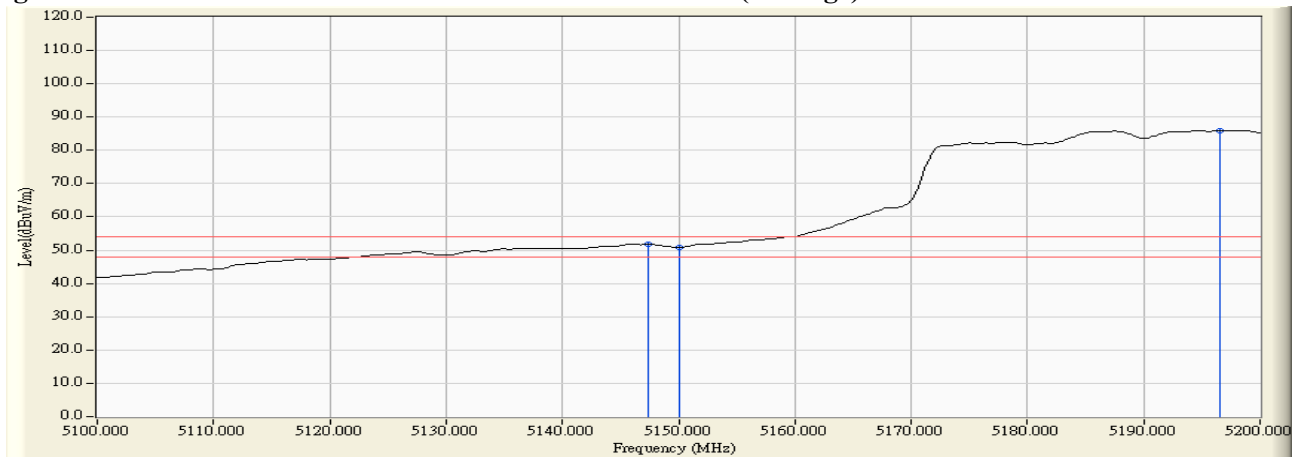


Figure Channel 42: Horizontal (Average)



Note:

1. All readings above 1GHz are performed with peak and/or average measurements as necessary.
2. Peak measurements: RBW = 1MHz, VBW = 3 MHz, Sweep: Auto.
3. Average measurements: RBW = 1MHz, VBW = 10 Hz, Sweep: Auto.
4. “ * ”, means this data is the worst emission level.
5. Measurement Level = Reading Level + Correct Factor.
6. The average measurement was not performed when the peak measured data under the limit of average detection.

Product : Intel® Dual Band Wireless-AC 8260
Test Item : Band Edge Data
Test Site : No.3 OATS
Test Mode : Mode 3 MIMO: Transmit (802.11ac-80BW-65Mbps) -Channel 42

RF Radiated Measurement (Vertical):

Channel No.	Frequency (MHz)	Correct Factor (dB)	Reading Level (dBμV)	Emission Level (dBμV/m)	Peak Limit (dBμV/m)	Average Limit (dBμV/m)	Result
42 (Peak)	5150.000	5.260	63.702	68.962	74.00	54.00	Pass
42 (Peak)	5199.200	5.384	101.546	106.930	--	--	--
42 (Average)	5150.000	5.260	48.506	53.766	74.00	54.00	Pass
42 (Average)	5197.800	5.381	83.222	88.603	--	--	--

Figure Channel 42: Vertical (Peak)

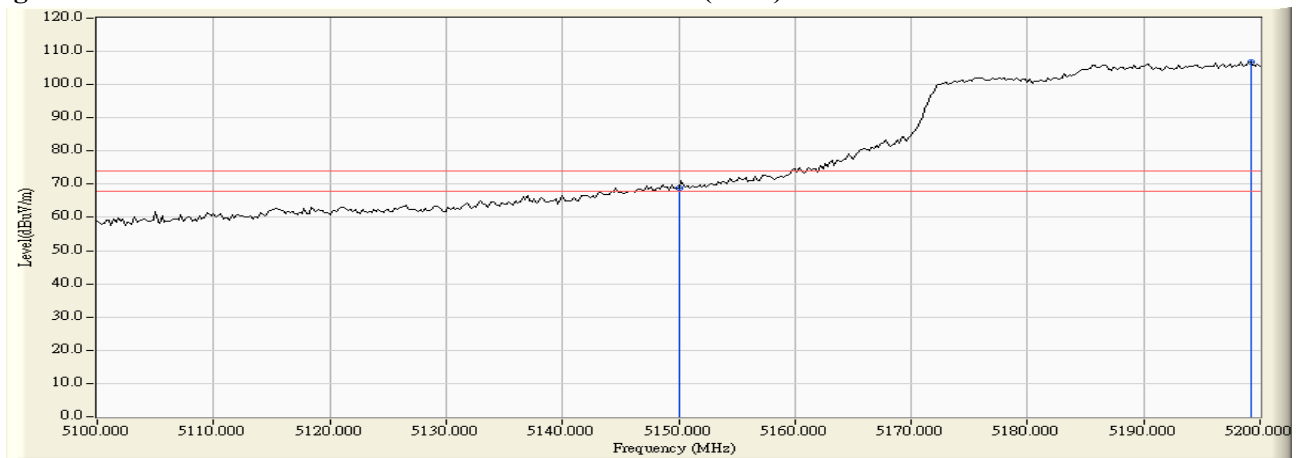
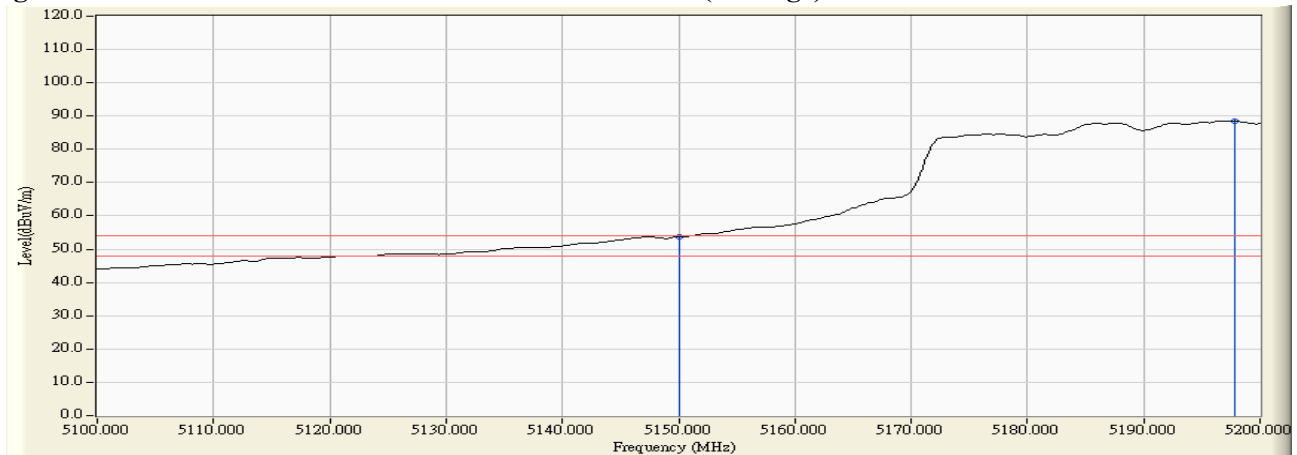


Figure Channel 42: Vertical (Average)



Note:

1. All readings above 1GHz are performed with peak and/or average measurements as necessary.
2. Peak measurements: RBW = 1MHz, VBW = 3 MHz, Sweep: Auto.
3. Average measurements: RBW = 1MHz, VBW = 10 Hz, Sweep: Auto.
4. “ * ”, means this data is the worst emission level.
5. Measurement Level = Reading Level + Correct Factor.
6. The average measurement was not performed when the peak measured data under the limit of average detection.

Product : Intel® Dual Band Wireless-AC 8260
Test Item : Band Edge Data
Test Site : No.3 OATS
Test Mode : Mode 3 MIMO: Transmit (802.11ac-80BW-65Mbps) -Channel 58

RF Radiated Measurement (Horizontal):

Channel No.	Frequency (MHz)	Correct Factor (dB)	Reading Level (dBμV)	Emission Level (dBμV/m)	Peak Limit (dBμV/m)	Average Limit (dBμV/m)	Result
58 (Peak)	5306.800	3.855	97.921	101.776	--	--	--
58 (Peak)	5350.000	3.716	66.019	69.736	74.00	54.00	Pass
58 (Peak)	5357.600	3.691	67.403	71.094	74.00	54.00	Pass
58 (Average)	5307.200	3.854	79.521	83.375	--	--	--
58 (Average)	5350.000	3.716	47.450	51.167	74.00	54.00	Pass
58 (Average)	5354.800	3.701	48.080	51.781	74.00	54.00	Pass

Figure Channel 58: Horizontal (Peak)

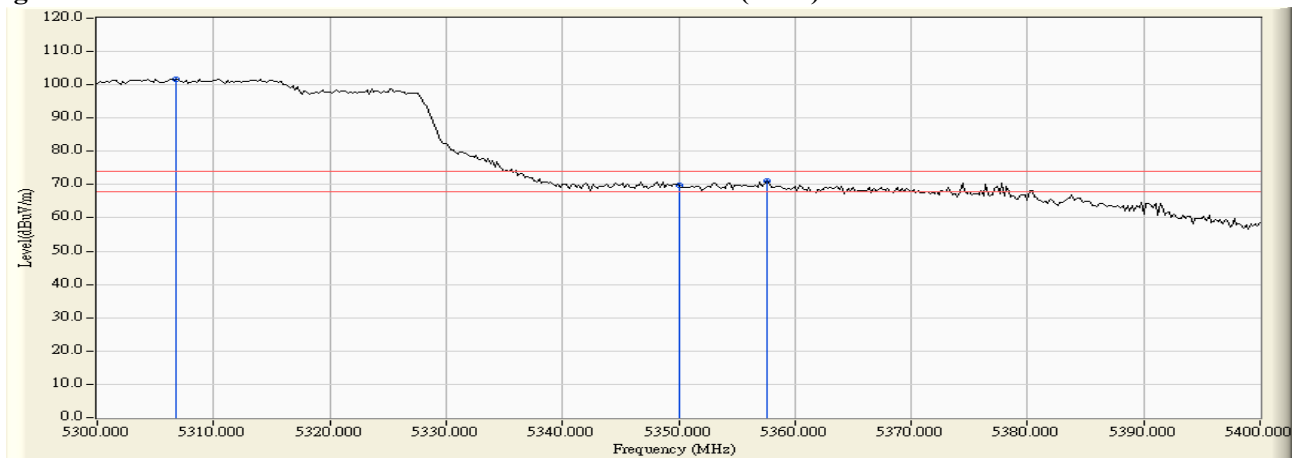
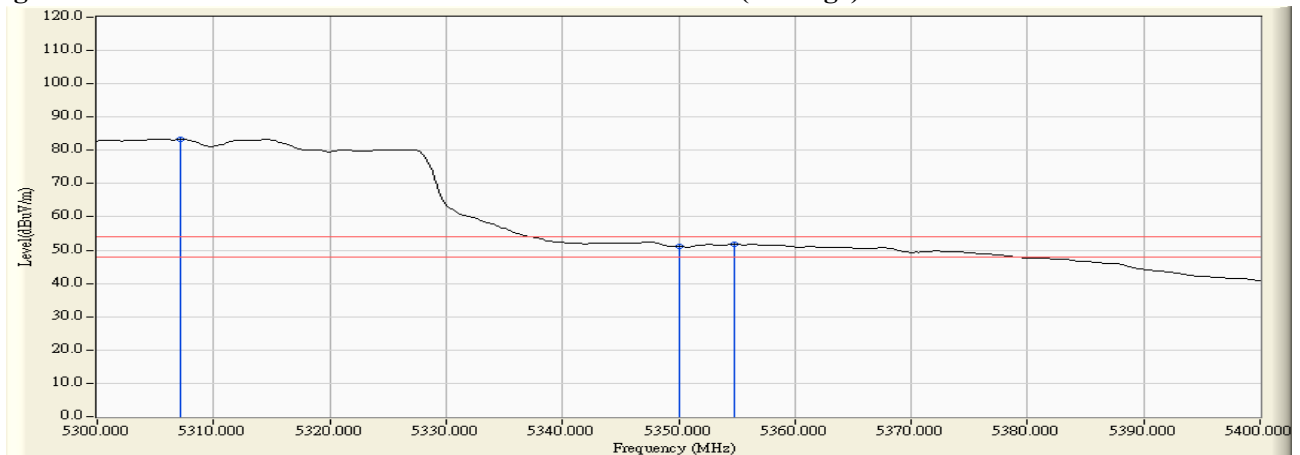


Figure Channel 58: Horizontal (Average)



Note:

1. All readings above 1GHz are performed with peak and/or average measurements as necessary.
2. Peak measurements: RBW = 1MHz, VBW = 3 MHz, Sweep: Auto.
3. Average measurements: RBW = 1MHz, VBW = 10 Hz, Sweep: Auto.
4. “ * ”, means this data is the worst emission level.
5. Measurement Level = Reading Level + Correct Factor.
6. The average measurement was not performed when the peak measured data under the limit of average detection.

Product : Intel® Dual Band Wireless-AC 8260
Test Item : Band Edge Data
Test Site : No.3 OATS
Test Mode : Mode 3 MIMO: Transmit (802.11ac-80BW-65Mbps) -Channel 58

RF Radiated Measurement (Vertical):

Channel No.	Frequency (MHz)	Correct Factor (dB)	Reading Level (dBμV)	Emission Level (dBμV/m)	Peak Limit (dBμV/m)	Average Limit (dBμV/m)	Result
58 (Peak)	5303.200	5.751	97.106	102.857	--	--	--
58 (Peak)	5350.000	5.691	64.452	70.144	74.00	54.00	Pass
58 (Peak)	5357.600	5.681	64.994	70.675	74.00	54.00	Pass
58 (Average)	5314.600	5.737	79.279	85.015	--	--	--
58 (Average)	5350.000	5.691	47.251	52.943	74.00	54.00	Pass
58 (Average)	5354.800	5.685	47.902	53.587	74.00	54.00	Pass

Figure Channel 58: Vertical (Peak)

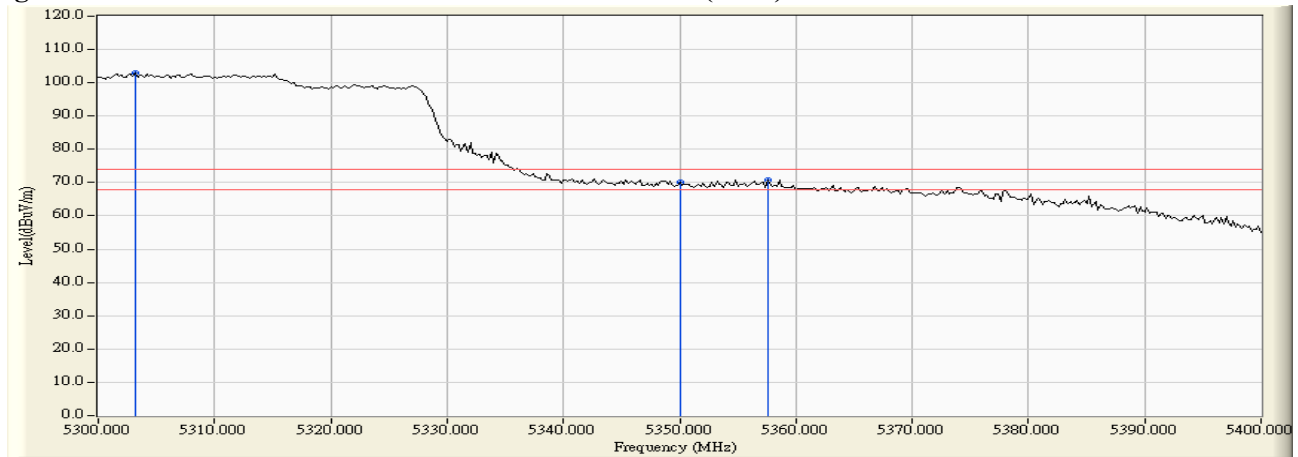
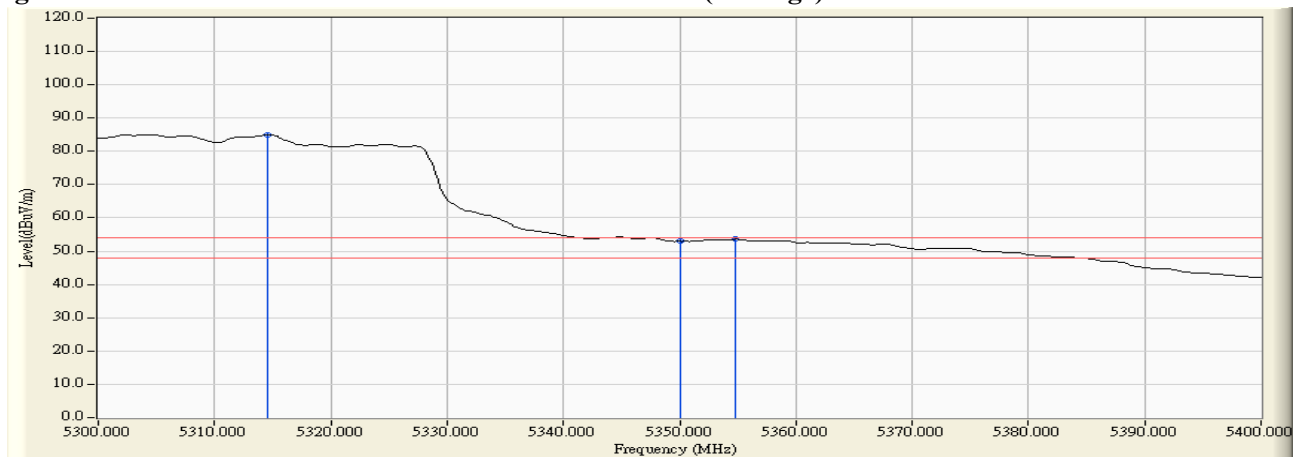


Figure Channel 58: Vertical (Average)



Note:

1. All readings above 1GHz are performed with peak and/or average measurements as necessary.
2. Peak measurements: RBW = 1MHz, VBW = 3 MHz, Sweep: Auto.
3. Average measurements: RBW = 1MHz, VBW = 10 Hz, Sweep: Auto.
4. “ * ”, means this data is the worst emission level.
5. Measurement Level = Reading Level + Correct Factor.
6. The average measurement was not performed when the peak measured data under the limit of average detection.

Product : Intel® Dual Band Wireless-AC 8260
Test Item : Band Edge Data
Test Site : No.3 OATS
Test Mode : Mode 3 MIMO: Transmit (802.11ac-80BW-65Mbps) -Channel 106

RF Radiated Measurement (Horizontal):

Channel No.	Frequency (MHz)	Correct Factor (dB)	Reading Level (dBμV)	Emission Level (dBμV/m)	Peak Limit (dBμV/m)	Average Limit (dBμV/m)	Result
106 (Peak)	5455.600	4.295	60.635	64.930	74.00	54.00	Pass
106 (Peak)	5460.000	4.354	58.977	63.331	74.00	54.00	Pass
106 (Peak)	5509.600	4.812	99.749	104.561	--	--	--
106 (Average)	5460.000	4.354	44.061	48.415	74.00	54.00	Pass
106 (Average)	5507.400	4.830	81.382	86.212	--	--	--

Figure Channel 106: Horizontal (Peak)

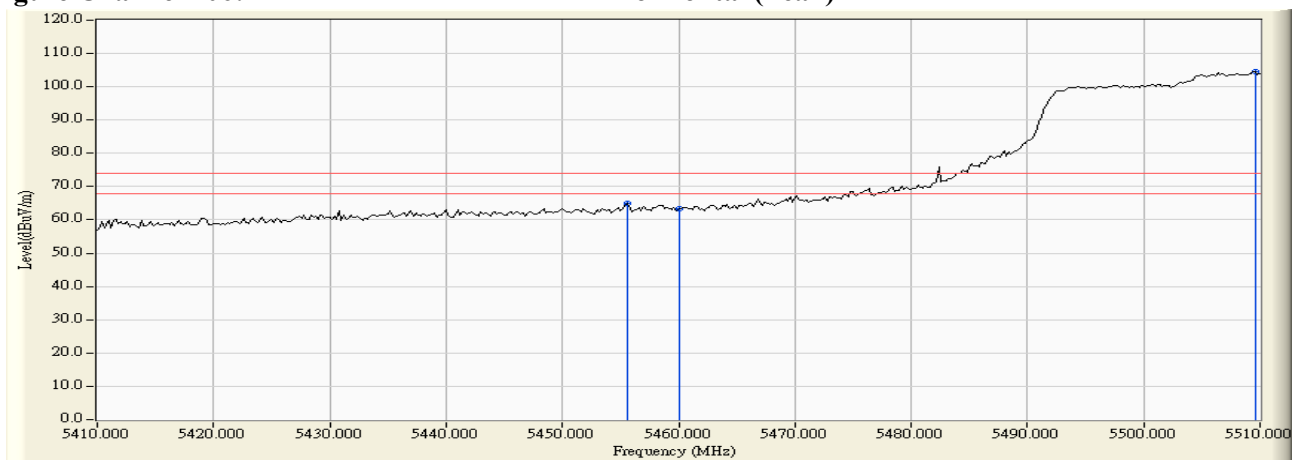
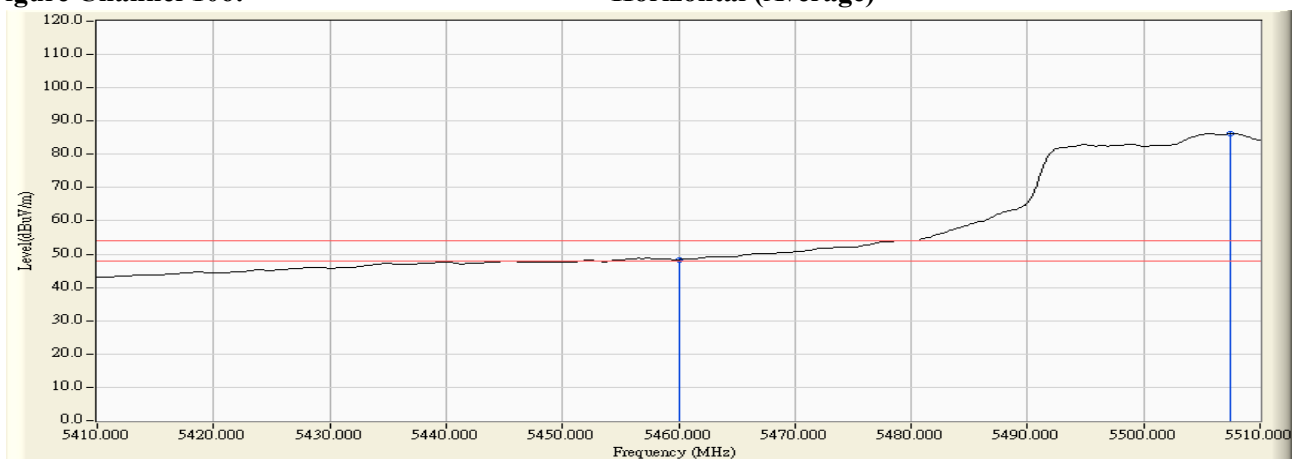


Figure Channel 106: Horizontal (Average)



Note:

1. All readings above 1GHz are performed with peak and/or average measurements as necessary.
2. Peak measurements: RBW = 1MHz, VBW = 3 MHz, Sweep: Auto.
3. Average measurements: RBW = 1MHz, VBW = 10 Hz, Sweep: Auto.
4. “ * ”, means this data is the worst emission level.
5. Measurement Level = Reading Level + Correct Factor.
6. The average measurement was not performed when the peak measured data under the limit of average detection.

Product : Intel® Dual Band Wireless-AC 8260
Test Item : Band Edge Data
Test Site : No.3 OATS
Test Mode : Mode 3 MIMO: Transmit (802.11ac-80BW-65Mbps) -Channel 106

RF Radiated Measurement (Vertical):

Channel No.	Frequency (MHz)	Correct Factor (dB)	Reading Level (dBμV)	Emission Level (dBμV/m)	Peak Limit (dBμV/m)	Average Limit (dBμV/m)	Result
106 (Peak)	5458.000	6.027	65.127	71.154	74.00	54.00	Pass
106 (Peak)	5460.000	6.041	63.911	69.952	74.00	54.00	Pass
106 (Peak)	5509.400	6.262	98.426	104.688	--	--	--
106 (Average)	5457.800	6.025	47.908	53.933	74.00	54.00	Pass
106 (Average)	5460.000	6.041	47.362	53.403	74.00	54.00	Pass
106 (Average)	5505.600	6.286	80.369	86.655	--	--	--

Figure Channel 106:

Vertical (Peak)

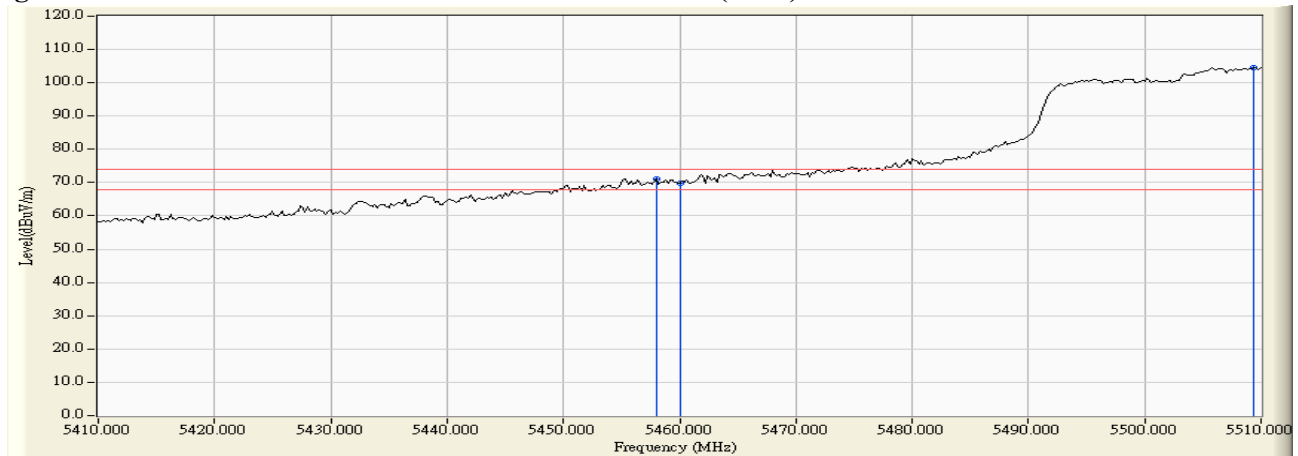
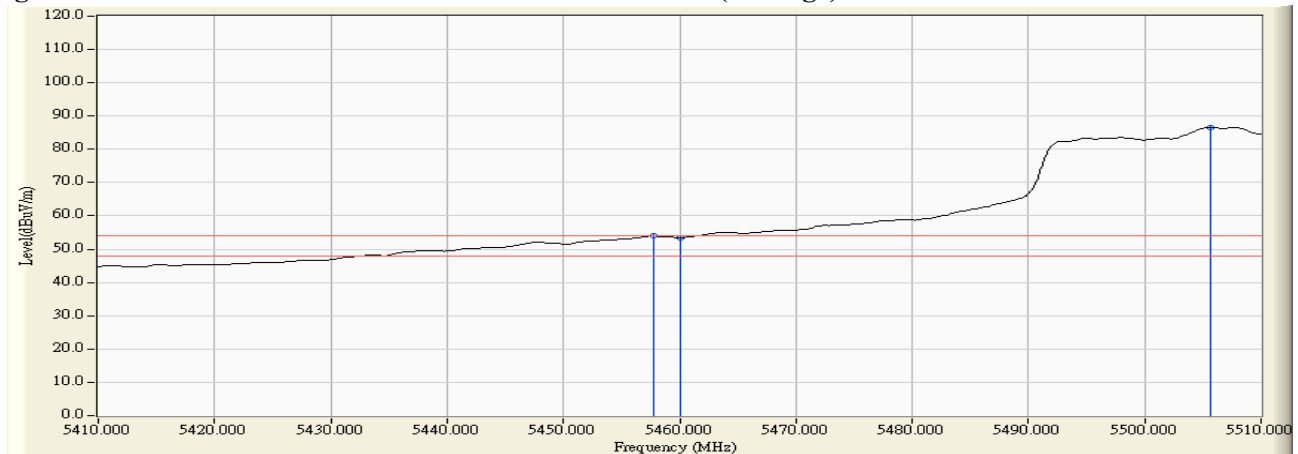


Figure Channel 106:

Vertical (Average)



Note:

1. All readings above 1GHz are performed with peak and/or average measurements as necessary.
2. Peak measurements: RBW = 1MHz, VBW = 3 MHz, Sweep: Auto.
3. Average measurements: RBW = 1MHz, VBW = 10 Hz, Sweep: Auto.
4. “ * ”, means this data is the worst emission level.
5. Measurement Level = Reading Level + Correct Factor.
6. The average measurement was not performed when the peak measured data under the limit of average detection.

Product : Intel® Dual Band Wireless-AC 8260
Test Item : Band Edge Data
Test Site : No.3 OATS
Test Mode : Mode 3 MIMO: Transmit (802.11ac-80BW-65Mbps) -Channel 106

RF Radiated Measurement:

	Frequency (MHz)	Correct Factor (dB)	Reading Level (dBuV)	Measure Level (dBuV/m)	Margin (dB)	Limit (dBuV/m)	Result
Horizontal	5451.600	4.242	63.020	67.262	-0.958	68.220	Pass
Horizontal	5470.000	4.488	60.915	65.403	-2.817	68.220	Pass
Horizontal	5513.400	4.781	94.906	99.688	31.468	68.220	Pass

	Frequency (MHz)	Correct Factor (dB)	Reading Level (dBuV)	Measure Level (dBuV/m)	Margin (dB)	Limit (dBuV/m)	Result
Vertical	5467.400	6.093	61.575	67.668	-0.552	68.220	Pass
Vertical	5470.000	6.112	60.080	66.191	-2.029	68.220	Pass
Vertical	5513.600	6.235	97.380	103.615	35.395	68.220	Pass

Product : Intel® Dual Band Wireless-AC 8260
Test Item : Band Edge Data
Test Site : No.3 OATS
Test Mode : Mode 4 Beamforming: Transmit (802.11n-20BW 14.4Mbps) -Channel 36

RF Radiated Measurement (Horizontal):

Channel No.	Frequency (MHz)	Correct Factor (dB)	Reading Level (dBμV)	Emission Level (dBμV/m)	Peak Limit (dBμV/m)	Average Limit (dBμV/m)	Result
36 (Peak)	5150.000	3.340	62.887	66.227	74.00	54.00	Pass
36 (Peak)	5178.200	3.240	107.929	111.170	--	--	--
36 (Average)	5150.000	3.340	44.992	48.332	74.00	54.00	Pass
36 (Average)	5177.000	3.246	96.598	99.843	--	--	--

Figure Channel 36: Horizontal (Peak)

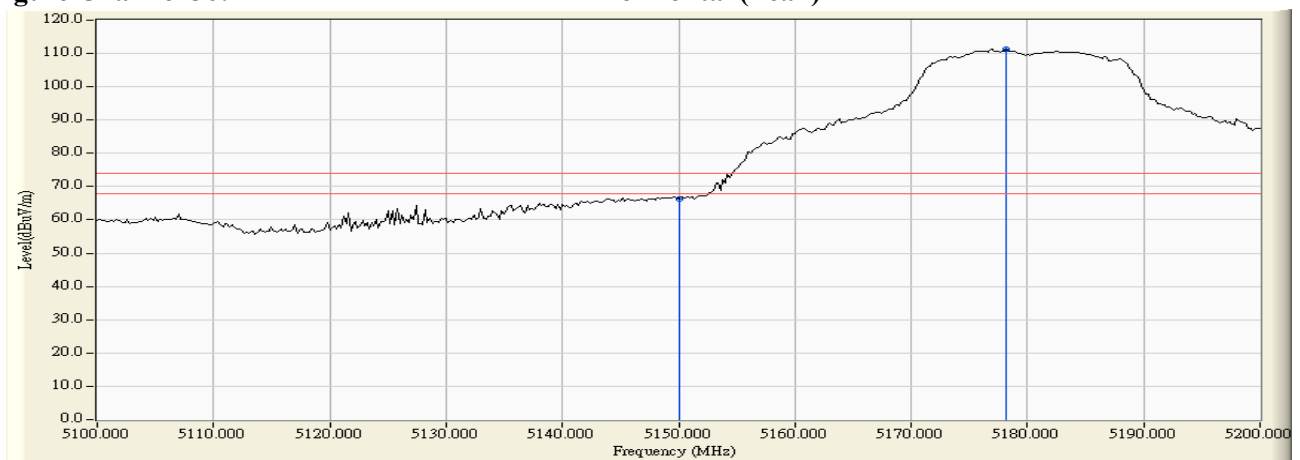
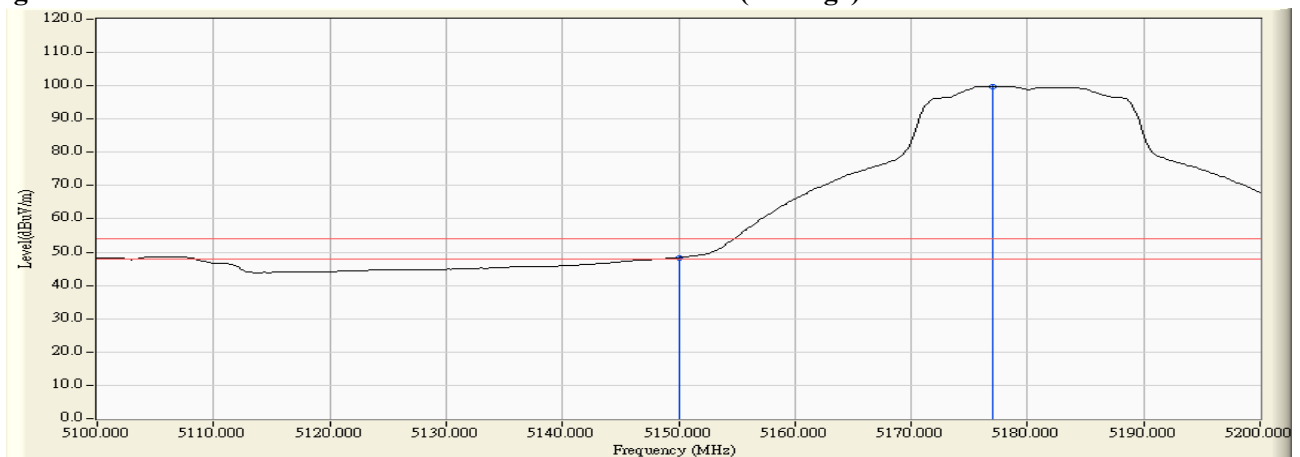


Figure Channel 36: Horizontal (Average)



Note:

1. All readings above 1GHz are performed with peak and/or average measurements as necessary.
2. Peak measurements: RBW = 1MHz, VBW = 3 MHz, Sweep: Auto.
3. Average measurements: RBW = 1MHz, VBW = 10 Hz, Sweep: Auto.
4. “ * ”, means this data is the worst emission level.
5. Measurement Level = Reading Level + Correct Factor.
6. The average measurement was not performed when the peak measured data under the limit of average detection.

Product : Intel® Dual Band Wireless-AC 8260
Test Item : Band Edge Data
Test Site : No.3 OATS
Test Mode : Mode 4 Beamforming: Transmit (802.11n-20BW 14.4Mbps) -Channel 36

RF Radiated Measurement (Vertical):

Channel No.	Frequency (MHz)	Correct Factor (dB)	Reading Level (dBμV)	Emission Level (dBμV/m)	Peak Limit (dBμV/m)	Average Limit (dBμV/m)	Result
36 (Peak)	5148.000	5.254	65.068	70.322	74.00	54.00	Pass
36 (Peak)	5150.000	5.260	64.135	69.395	74.00	54.00	Pass
36 (Peak)	5183.400	5.351	108.071	113.422	--	--	--
36 (Average)	5150.000	5.260	45.634	50.894	74.00	54.00	Pass
36 (Average)	5184.000	5.352	94.949	100.301	--	--	--

Figure Channel 36: Vertical (Peak)

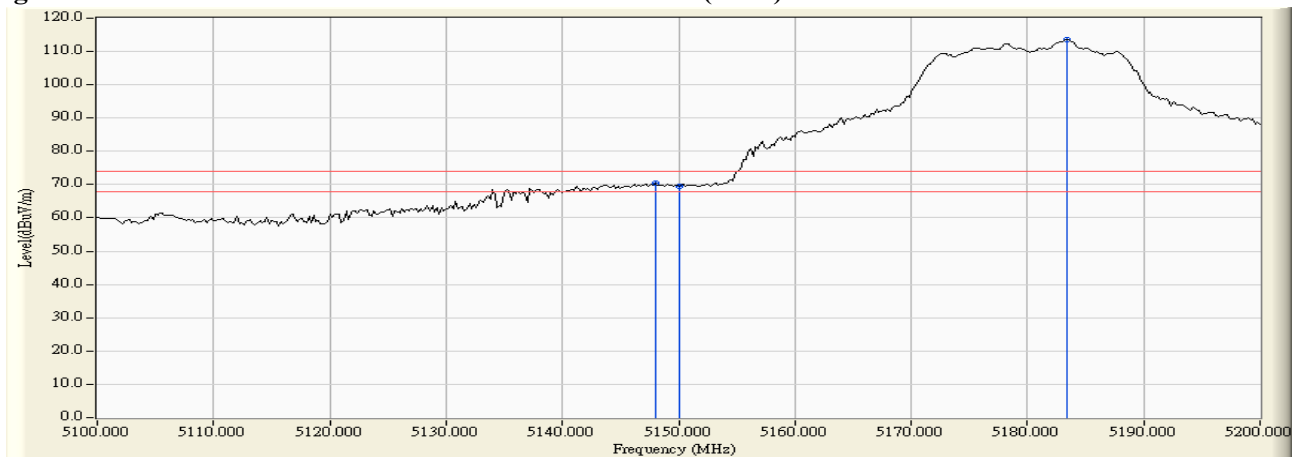
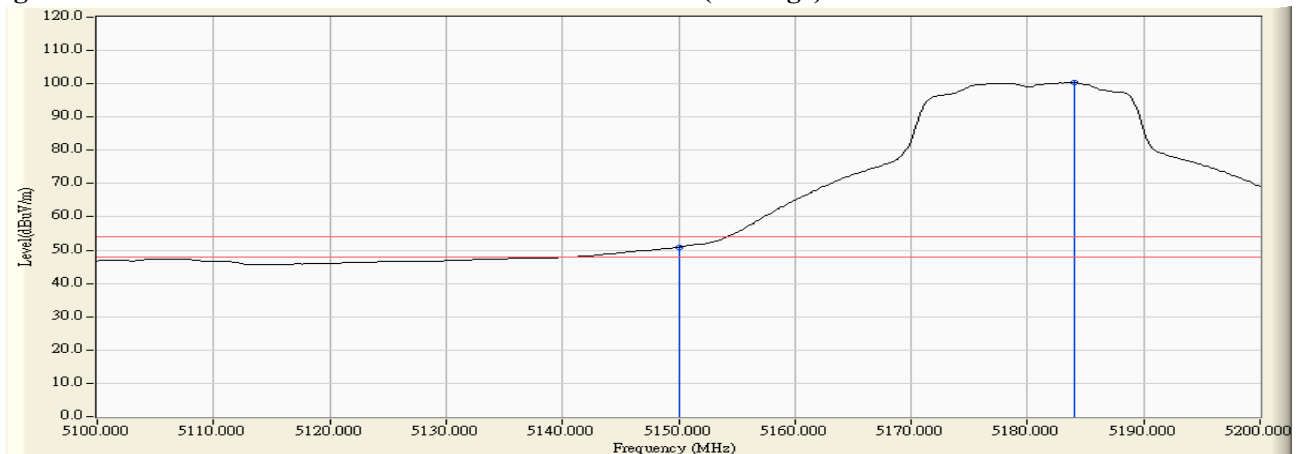


Figure Channel 36: Vertical (Average)



Note:

1. All readings above 1GHz are performed with peak and/or average measurements as necessary.
2. Peak measurements: RBW = 1MHz, VBW = 3 MHz, Sweep: Auto.
3. Average measurements: RBW = 1MHz, VBW = 10 Hz, Sweep: Auto.
4. “ * ”, means this data is the worst emission level.
5. Measurement Level = Reading Level + Correct Factor.
6. The average measurement was not performed when the peak measured data under the limit of average detection.

Product : Intel® Dual Band Wireless-AC 8260
Test Item : Band Edge Data
Test Site : No.3 OATS
Test Mode : Mode 4 Beamforming: Transmit (802.11n-20BW 14.4Mbps) -Channel 64

RF Radiated Measurement (Horizontal):

Channel No.	Frequency (MHz)	Correct Factor (dB)	Reading Level (dBμV)	Emission Level (dBμV/m)	Peak Limit (dBμV/m)	Average Limit (dBμV/m)	Result
64 (Peak)	5317.000	3.821	106.140	109.962	--	--	--
64 (Peak)	5350.000	3.716	61.692	65.409	74.00	54.00	Pass
64 (Peak)	5351.200	3.713	63.893	67.606	74.00	54.00	Pass
64 (Average)	5324.000	3.799	94.639	98.439	--	--	--
64 (Average)	5350.000	3.716	44.637	48.354	74.00	54.00	Pass

Figure Channel 64: Horizontal (Peak)

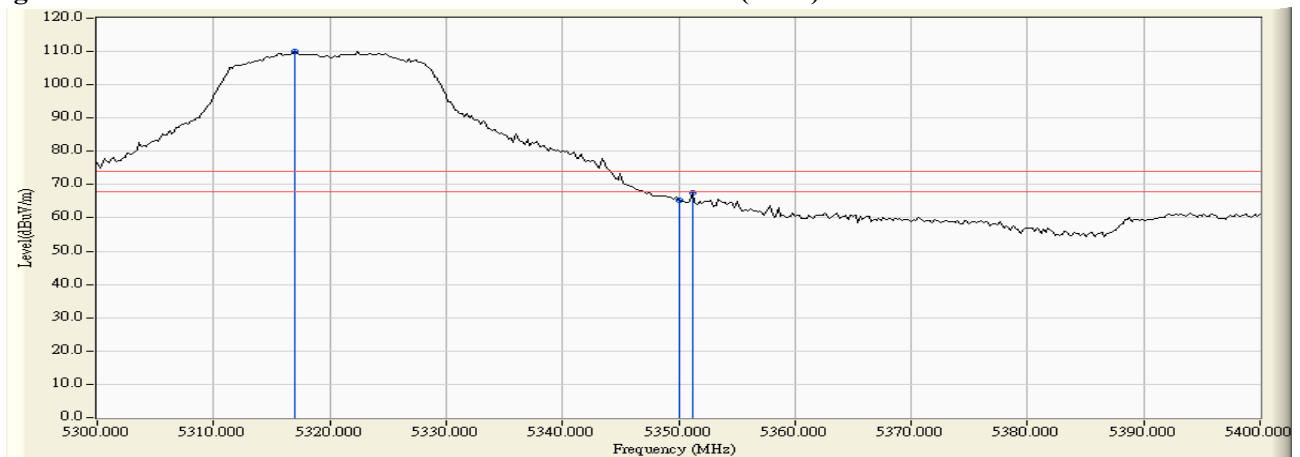
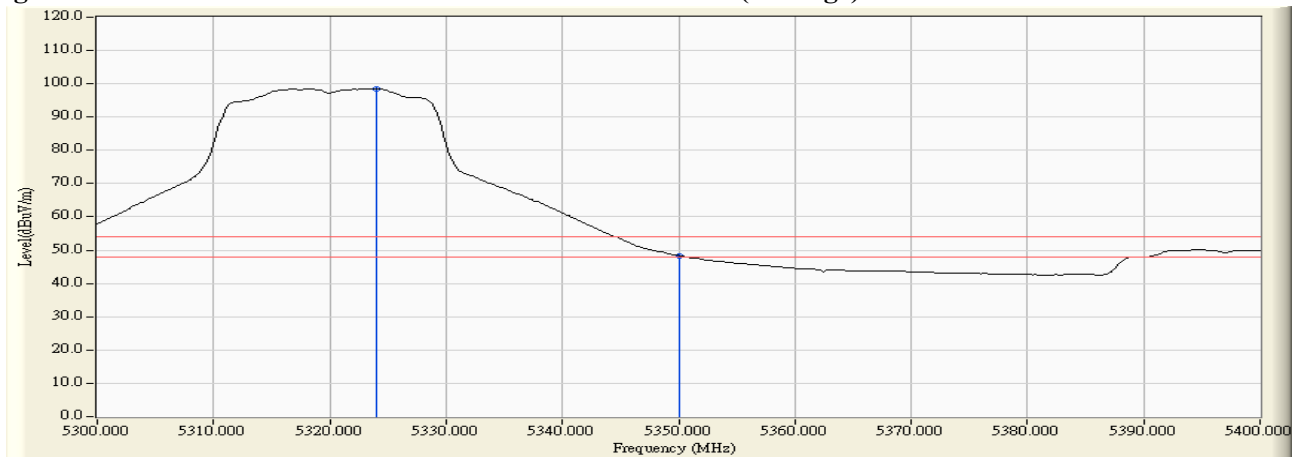


Figure Channel 64: Horizontal (Average)



Note:

1. All readings above 1GHz are performed with peak and/or average measurements as necessary.
2. Peak measurements: RBW = 1MHz, VBW = 3 MHz, Sweep: Auto.
3. Average measurements: RBW = 1MHz, VBW = 10 Hz, Sweep: Auto.
4. “ * ”, means this data is the worst emission level.
5. Measurement Level = Reading Level + Correct Factor.
6. The average measurement was not performed when the peak measured data under the limit of average detection.

Product : Intel® Dual Band Wireless-AC 8260
Test Item : Band Edge Data
Test Site : No.3 OATS
Test Mode : Mode 4 Beamforming: Transmit (802.11n-20BW 14.4Mbps) -Channel 64

RF Radiated Measurement (Vertical):

Channel No.	Frequency (MHz)	Correct Factor (dB)	Reading Level (dBμV)	Emission Level (dBμV/m)	Peak Limit (dBμV/m)	Average Limit (dBμV/m)	Result
64 (Peak)	5317.000	5.732	108.121	113.854	--	--	--
64 (Peak)	5350.000	5.691	65.581	71.273	74.00	54.00	Pass
64 (Average)	5323.600	5.725	96.923	102.648	--	--	--
64 (Average)	5350.000	5.691	47.656	53.348	74.00	54.00	Pass

Figure Channel 64: Vertical (Peak)

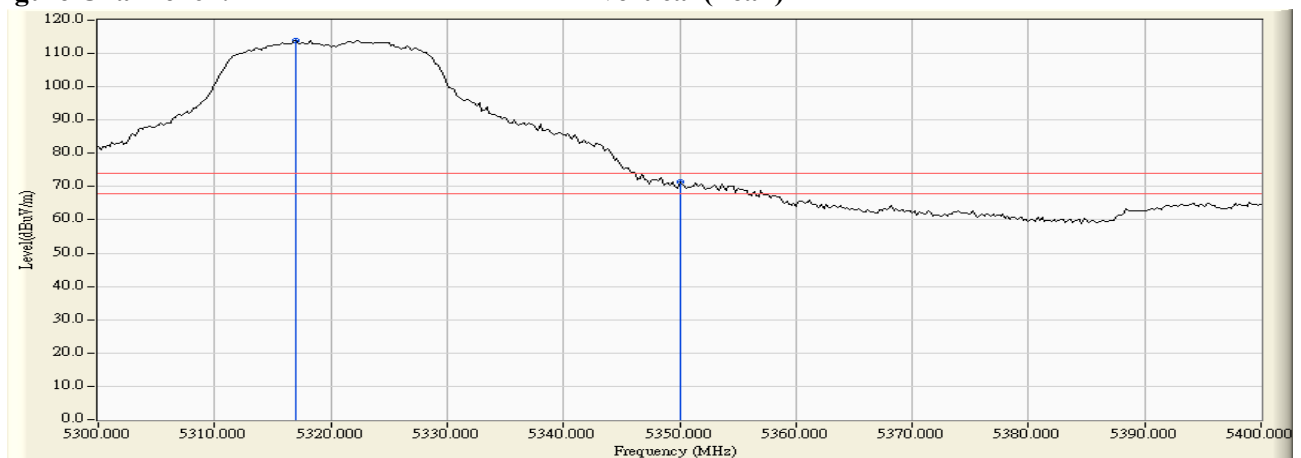
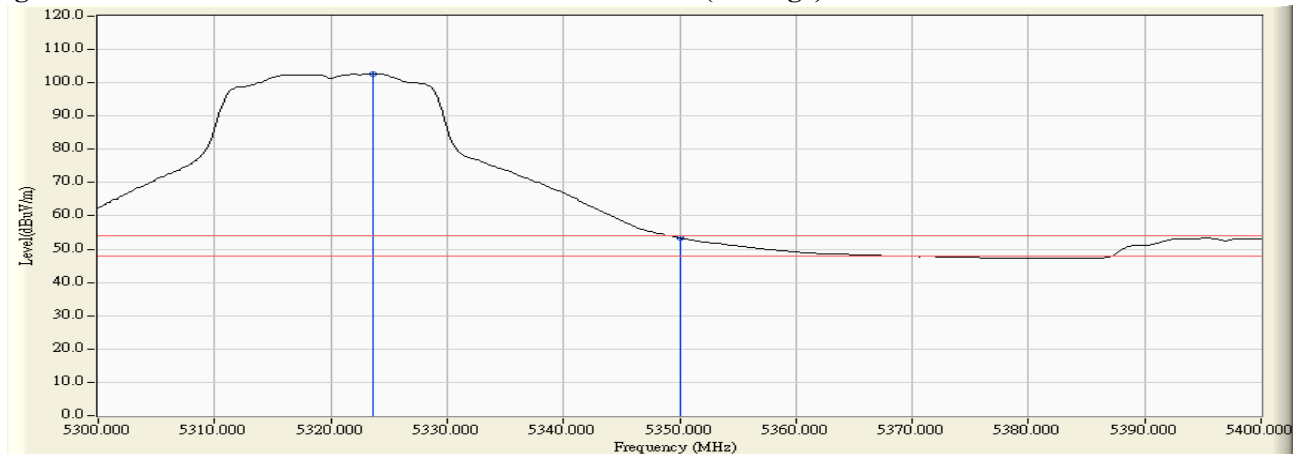


Figure Channel 64: Vertical (Average)



Note:

1. All readings above 1GHz are performed with peak and/or average measurements as necessary.
2. Peak measurements: RBW = 1MHz, VBW = 3 MHz, Sweep: Auto.
3. Average measurements: RBW = 1MHz, VBW = 10 Hz, Sweep: Auto.
4. “ * ”, means this data is the worst emission level.
5. Measurement Level = Reading Level + Correct Factor.
6. The average measurement was not performed when the peak measured data under the limit of average detection.

Product : Intel® Dual Band Wireless-AC 8260
Test Item : Band Edge Data
Test Site : No.3 OATS
Test Mode : Mode 4 Beamforming: Transmit (802.11n-20BW 14.4Mbps) -Channel 100

RF Radiated Measurement (Horizontal):

Channel No.	Frequency (MHz)	Correct Factor (dB)	Reading Level (dBμV)	Emission Level (dBμV/m)	Peak Limit (dBμV/m)	Average Limit (dBμV/m)	Result
100 (Peak)	5459.400	4.347	58.103	62.449	74.00	54.00	Pass
100 (Peak)	5460.000	4.354	54.978	59.332	74.00	54.00	Pass
100 (Peak)	5502.400	4.831	107.064	111.895	--	--	--
100 (Average)	5421.600	3.843	44.567	48.410	74.00	54.00	Pass
100 (Average)	5460.000	4.354	40.851	45.205	74.00	54.00	Pass
100 (Average)	5498.800	4.806	94.327	99.133	--	--	--

Figure Channel 100: Horizontal (Peak)

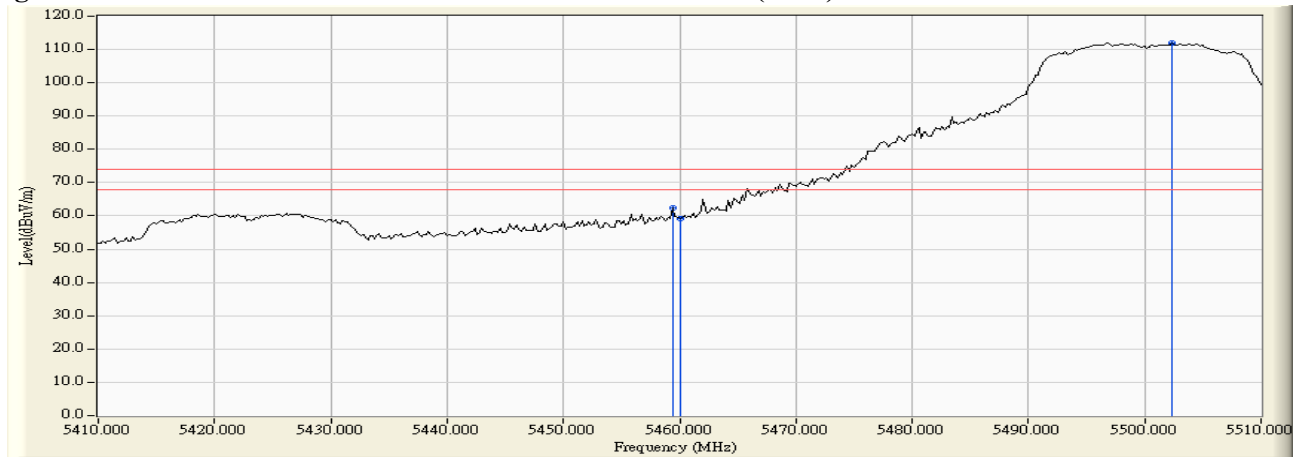
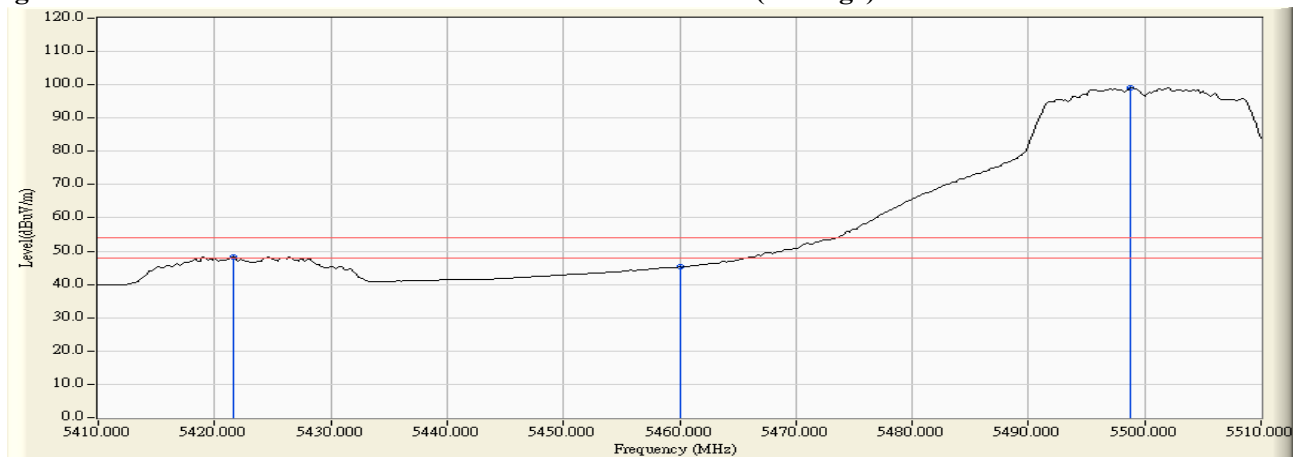


Figure Channel 100: Horizontal (Average)



Note:

1. All readings above 1GHz are performed with peak and/or average measurements as necessary.
2. Peak measurements: RBW = 1MHz, VBW = 3 MHz, Sweep: Auto.
3. Average measurements: RBW = 1MHz, VBW = 10 Hz, Sweep: Auto.
4. “ * ”, means this data is the worst emission level.
5. Measurement Level = Reading Level + Correct Factor.
6. The average measurement was not performed when the peak measured data under the limit of average detection.

Product : Intel® Dual Band Wireless-AC 8260
Test Item : Band Edge Data
Test Site : No.3 OATS
Test Mode : Mode 4 Beamforming: Transmit (802.11n-20BW 14.4Mbps) -Channel 100

RF Radiated Measurement (Vertical):

Channel No.	Frequency (MHz)	Correct Factor (dB)	Reading Level (dBμV)	Emission Level (dBμV/m)	Peak Limit (dBμV/m)	Average Limit (dBμV/m)	Result
100 (Peak)	5460.000	6.041	56.703	62.744	74.00	54.00	Pass
100 (Peak)	5502.400	6.282	105.779	112.061	--	--	--
100 (Average)	5460.000	6.041	43.243	49.284	74.00	54.00	Pass
100 (Average)	5504.200	6.288	88.421	94.709	--	--	--

Figure Channel 100: Vertical (Peak)

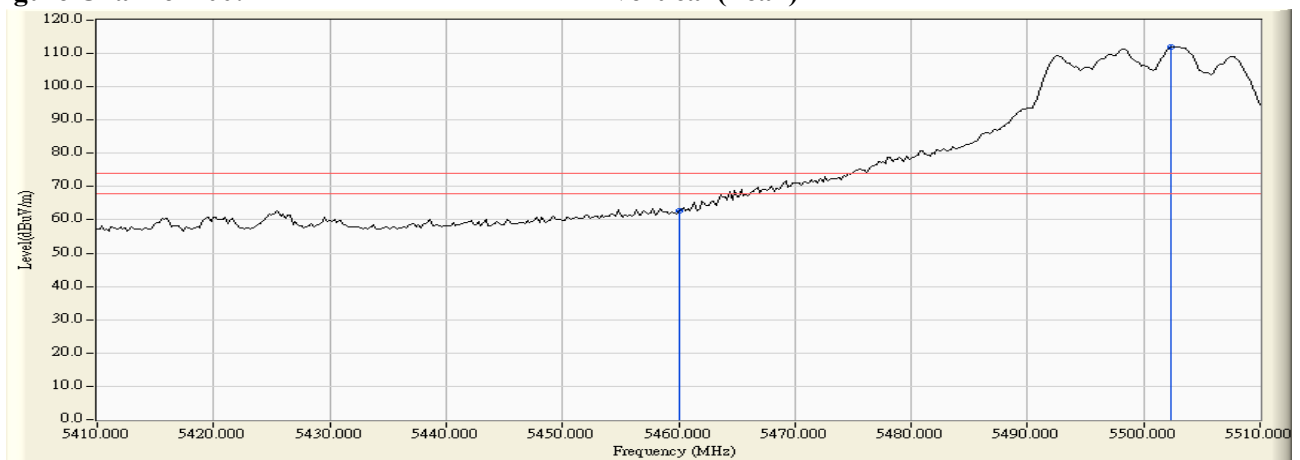
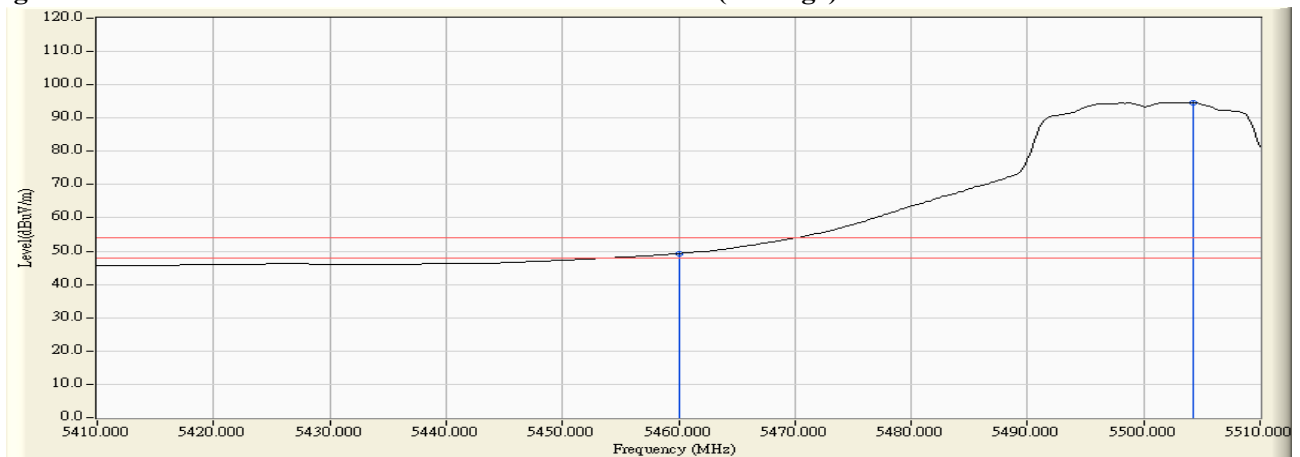


Figure Channel 100: Vertical (Average)



Note:

1. All readings above 1GHz are performed with peak and/or average measurements as necessary.
2. Peak measurements: RBW = 1MHz, VBW = 3 MHz, Sweep: Auto.
3. Average measurements: RBW = 1MHz, VBW = 10 Hz, Sweep: Auto.
4. “ * ”, means this data is the worst emission level.
5. Measurement Level = Reading Level + Correct Factor.
6. The average measurement was not performed when the peak measured data under the limit of average detection.

Product : Intel® Dual Band Wireless-AC 8260
 Test Item : Band Edge Data
 Test Site : No.3 OATS
 Test Mode : Mode 4 Beamforming: Transmit (802.11n-20BW 14.4Mbps) -Channel 100

RF Radiated Measurement:

	Frequency (MHz)	Correct Factor (dB)	Reading Level (dBuV)	Measure Level (dBuV/m)	Margin (dB)	Limit (dBuV/m)	Result
Horizontal	5470.000	4.488	60.748	65.236	-2.984	68.220	Pass
Horizontal	5498.400	4.804	106.370	111.173	42.953	68.220	Pass

	Frequency (MHz)	Correct Factor (dB)	Reading Level (dBuV)	Measure Level (dBuV/m)	Margin (dB)	Limit (dBuV/m)	Result
Vertical	5469.000	6.104	61.176	67.280	-0.940	68.220	Pass
Vertical	5470.000	6.112	60.030	66.141	-2.079	68.220	Pass
Vertical	5502.400	6.282	104.739	111.021	42.801	68.220	Pass

Product : Intel® Dual Band Wireless-AC 8260
 Test Item : Band Edge Data
 Test Site : No.3 OATS
 Test Mode : Mode 4 Beamforming: Transmit (802.11n-20BW 14.4Mbps) -Channel 140

RF Radiated Measurement:

	Frequency (MHz)	Correct Factor (dB)	Reading Level (dBuV)	Measure Level (dBuV/m)	Margin (dB)	Limit (dBuV/m)	Result
Horizontal	5696.800	4.618	103.254	107.872	39.652	68.220	Pass
Horizontal	5725.000	4.654	63.264	67.918	-0.302	68.220	Pass

	Frequency (MHz)	Correct Factor (dB)	Reading Level (dBuV)	Measure Level (dBuV/m)	Margin (dB)	Limit (dBuV/m)	Result
Vertical	5696.000	5.977	103.176	109.153	40.933	68.220	Pass
Vertical	5725.000	5.992	61.027	67.020	-1.200	68.220	Pass

Product : Intel® Dual Band Wireless-AC 8260
Test Item : Band Edge Data
Test Site : No.3 OATS
Test Mode : Mode 4 Beamforming: Transmit (802.11n-40BW 30Mbps) -Channel 38

RF Radiated Measurement (Horizontal):

Channel No.	Frequency (MHz)	Correct Factor (dB)	Reading Level (dBμV)	Emission Level (dBμV/m)	Peak Limit (dBμV/m)	Average Limit (dBμV/m)	Result
38 (Peak)	5149.000	3.344	64.848	68.192	74.00	54.00	Pass
38 (Peak)	5150.000	3.340	63.108	66.448	74.00	54.00	Pass
38 (Peak)	5186.000	3.214	103.270	106.483	--	--	--
38 (Average)	5150.000	3.340	47.871	51.211	74.00	54.00	Pass
38 (Average)	5187.800	3.207	90.717	93.923	--	--	--

Figure Channel 38: Horizontal (Peak)

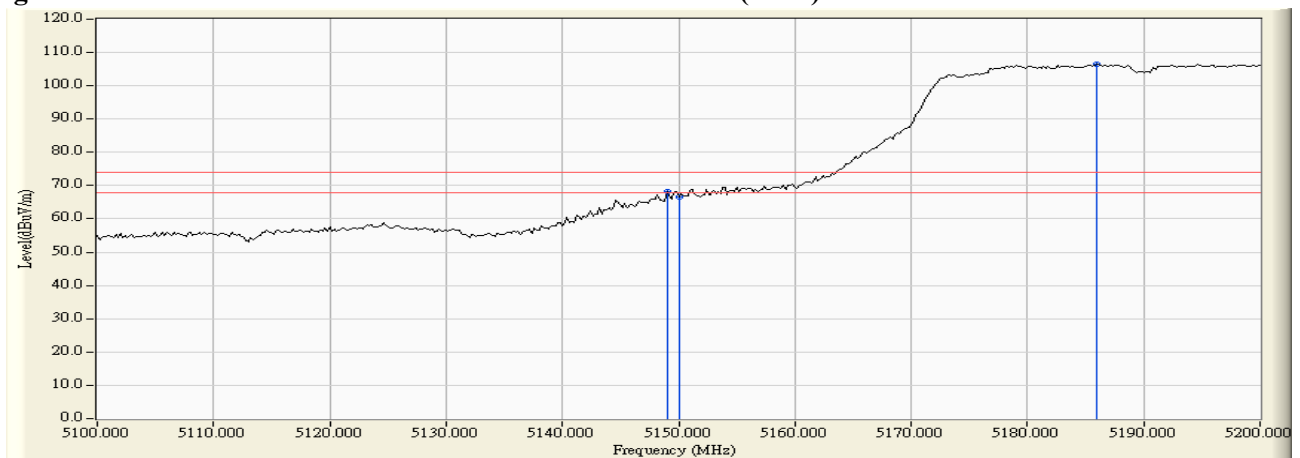
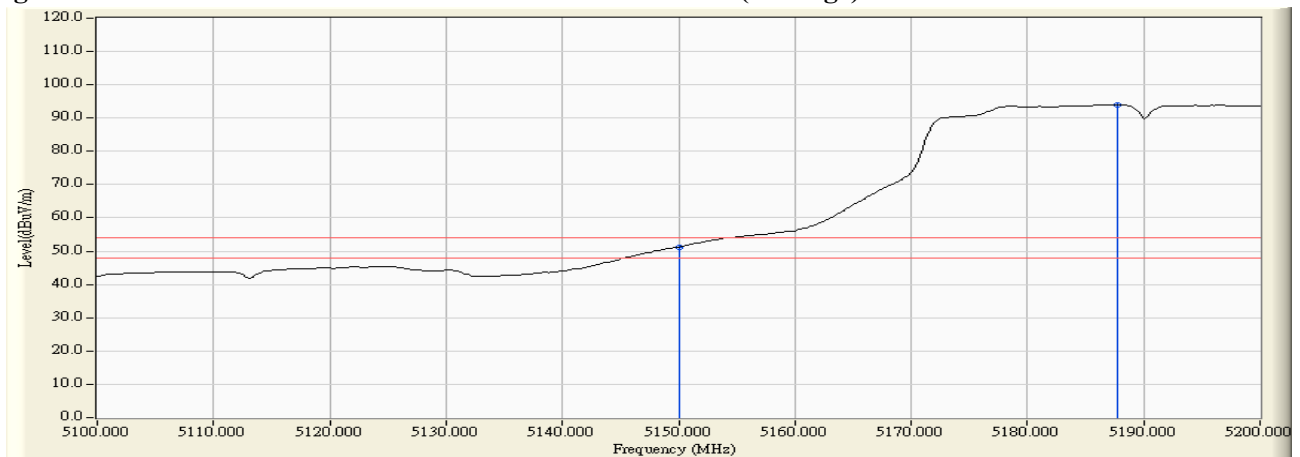


Figure Channel 38: Horizontal (Average)



Note:

1. All readings above 1GHz are performed with peak and/or average measurements as necessary.
2. Peak measurements: RBW = 1MHz, VBW = 3 MHz, Sweep: Auto.
3. Average measurements: RBW = 1MHz, VBW = 10 Hz, Sweep: Auto.
4. “ * ”, means this data is the worst emission level.
5. Measurement Level = Reading Level + Correct Factor.
6. The average measurement was not performed when the peak measured data under the limit of average detection.

Product : Intel® Dual Band Wireless-AC 8260
Test Item : Band Edge Data
Test Site : No.3 OATS
Test Mode : Mode 4 Beamforming: Transmit (802.11n-40BW 30Mbps) -Channel 38

RF Radiated Measurement (Vertical):

Channel No.	Frequency (MHz)	Correct Factor (dB)	Reading Level (dBμV)	Emission Level (dBμV/m)	Peak Limit (dBμV/m)	Average Limit (dBμV/m)	Result
38 (Peak)	5148.600	5.256	65.465	70.721	74.00	54.00	Pass
38 (Peak)	5150.000	5.260	64.430	69.690	74.00	54.00	Pass
38 (Peak)	5193.600	5.374	104.195	109.568	--	--	--
38 (Average)	5150.000	5.260	48.533	53.793	74.00	54.00	Pass
38 (Average)	5195.200	5.375	91.644	97.020	--	--	--

Figure Channel 38: Vertical (Peak)

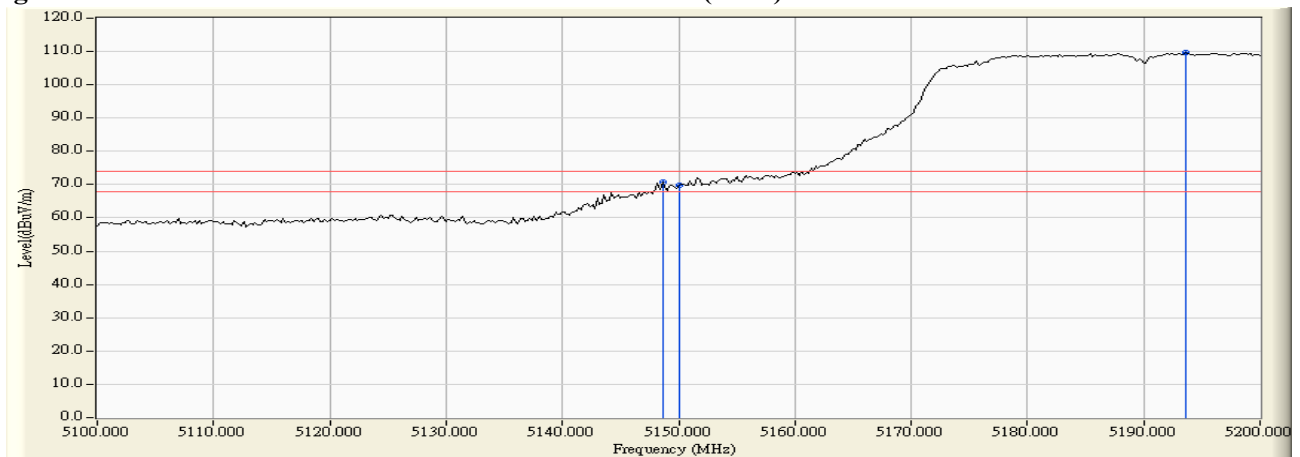
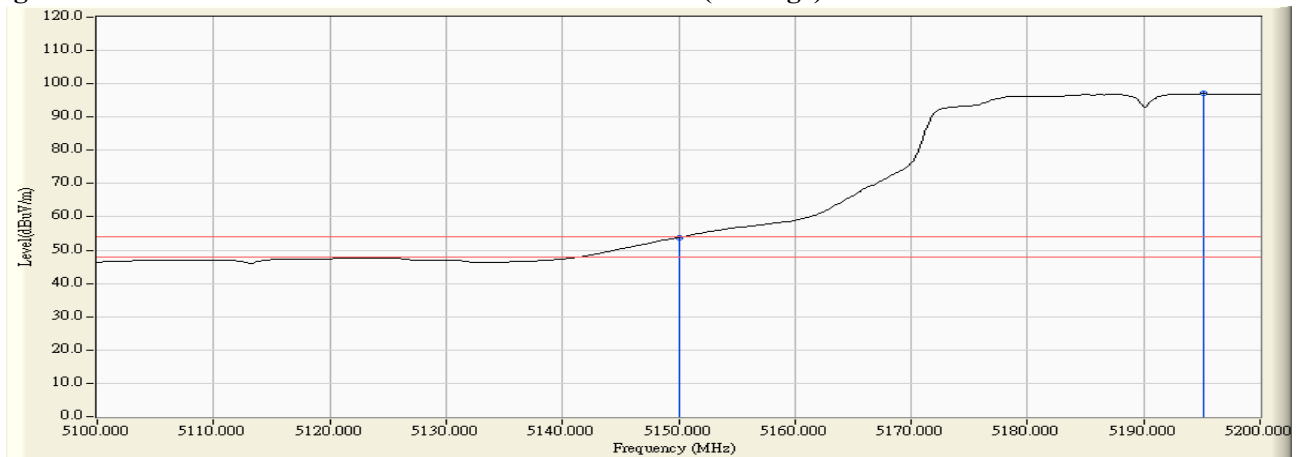


Figure Channel 38: Vertical (Average)



Note:

1. All readings above 1GHz are performed with peak and/or average measurements as necessary.
2. Peak measurements: RBW = 1MHz, VBW = 3 MHz, Sweep: Auto.
3. Average measurements: RBW = 1MHz, VBW = 10 Hz, Sweep: Auto.
4. “ * ”, means this data is the worst emission level.
5. Measurement Level = Reading Level + Correct Factor.
6. The average measurement was not performed when the peak measured data under the limit of average detection.

Product : Intel® Dual Band Wireless-AC 8260
Test Item : Band Edge Data
Test Site : No.3 OATS
Test Mode : Mode 4 Beamforming: Transmit (802.11n-40BW 30Mbps) -Channel 62

RF Radiated Measurement (Horizontal):

Channel No.	Frequency (MHz)	Correct Factor (dB)	Reading Level (dBμV)	Emission Level (dBμV/m)	Peak Limit (dBμV/m)	Average Limit (dBμV/m)	Result
62 (Peak)	5313.600	3.834	98.875	102.708	--	--	--
62 (Peak)	5350.000	3.716	59.633	63.350	-10.650	54.00	Pass
62 (Peak)	5353.400	3.706	61.623	65.328	-8.672	54.00	Pass
62 (Average)	5318.800	3.816	86.444	90.260	--	--	--
62 (Average)	5350.000	3.716	44.707	48.424	74.00	54.00	Pass

Figure Channel 62: Horizontal (Peak)

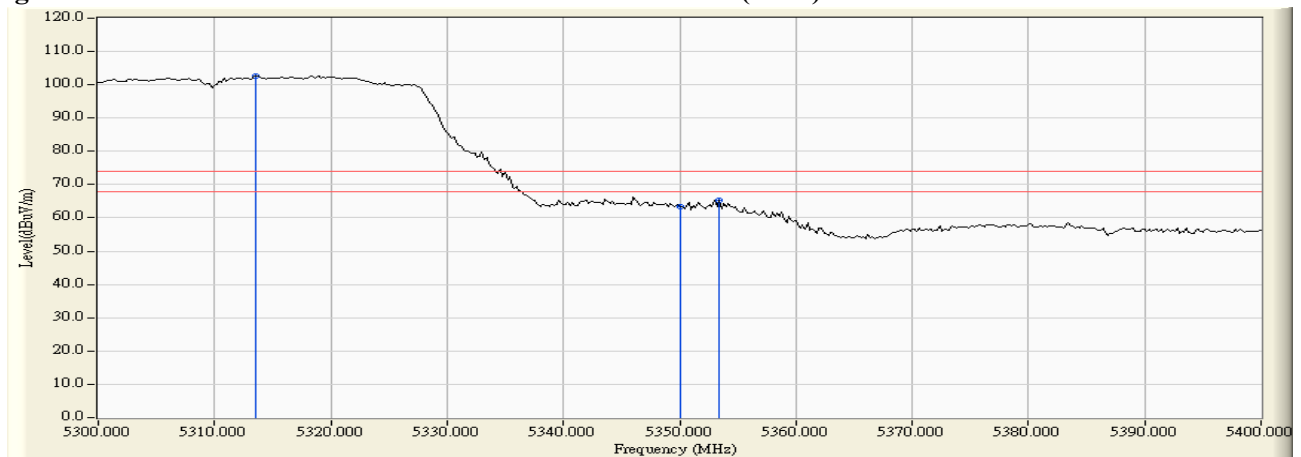
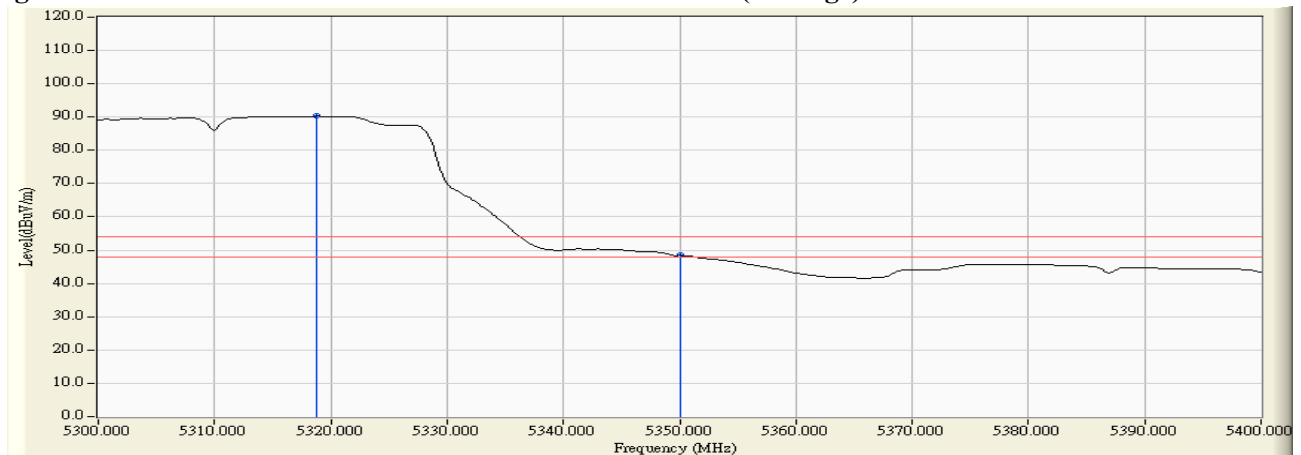


Figure Channel 62: Horizontal (Average)



Note:

1. All readings above 1GHz are performed with peak and/or average measurements as necessary.
2. Peak measurements: RBW = 1MHz, VBW = 3 MHz, Sweep: Auto.
3. Average measurements: RBW = 1MHz, VBW = 10 Hz, Sweep: Auto.
4. “ * ”, means this data is the worst emission level.
5. Measurement Level = Reading Level + Correct Factor.
6. The average measurement was not performed when the peak measured data under the limit of average detection.

Product : Intel® Dual Band Wireless-AC 8260
Test Item : Band Edge Data
Test Site : No.3 OATS
Test Mode : Mode 4 Beamforming: Transmit (802.11n-40BW 30Mbps) -Channel 62

RF Radiated Measurement (Vertical):

Channel No.	Frequency (MHz)	Correct Factor (dB)	Reading Level (dBμV)	Emission Level (dBμV/m)	Peak Limit (dBμV/m)	Average Limit (dBμV/m)	Result
62 (Peak)	5313.400	5.738	100.482	106.220	--	--	--
62 (Peak)	5350.000	5.691	63.212	68.904	74.00	54.00	Pass
62 (Peak)	5353.600	5.687	63.713	69.400	74.00	54.00	Pass
62 (Average)	5314.800	5.736	88.478	94.214	--	--	--
62 (Average)	5350.000	5.691	48.122	53.814	74.00	54.00	Pass

Figure Channel 62: Vertical (Peak)

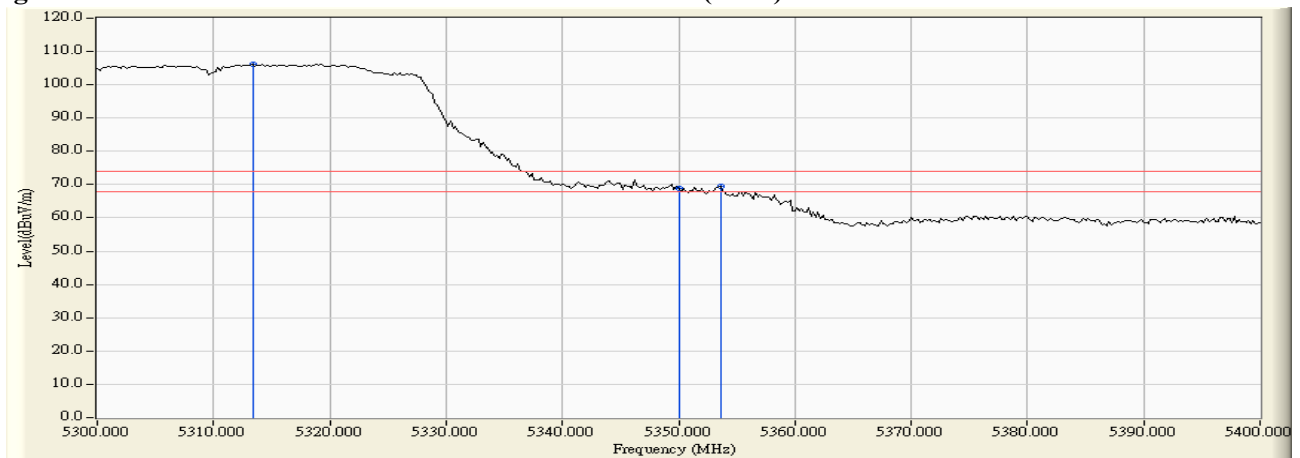
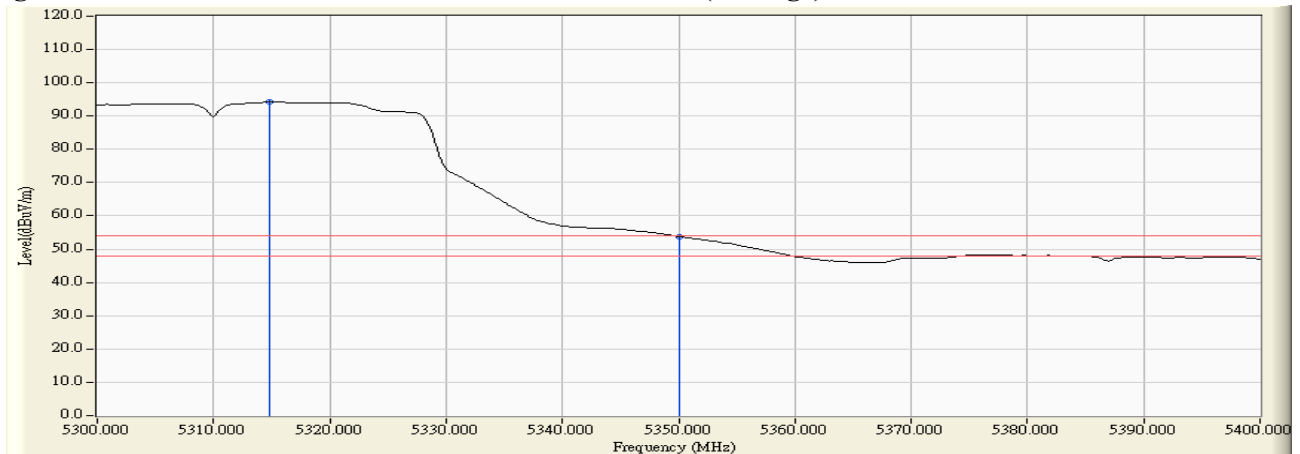


Figure Channel 62: Vertical (Average)



Note:

1. All readings above 1GHz are performed with peak and/or average measurements as necessary.
2. Peak measurements: RBW = 1MHz, VBW = 3 MHz, Sweep: Auto.
3. Average measurements: RBW = 1MHz, VBW = 10 Hz, Sweep: Auto.
4. “ * ”, means this data is the worst emission level.
5. Measurement Level = Reading Level + Correct Factor.
6. The average measurement was not performed when the peak measured data under the limit of average detection.

Product : Intel® Dual Band Wireless-AC 8260
Test Item : Band Edge Data
Test Site : No.3 OATS
Test Mode : Mode 4 Beamforming: Transmit (802.11n-40BW 30Mbps) -Channel 102

RF Radiated Measurement (Horizontal):

Channel No.	Frequency (MHz)	Correct Factor (dB)	Reading Level (dBμV)	Emission Level (dBμV/m)	Peak Limit (dBμV/m)	Average Limit (dBμV/m)	Result
102 (Peak)	5459.600	4.349	58.046	62.395	74.00	54.00	Pass
102 (Peak)	5460.000	4.354	57.449	61.803	74.00	54.00	Pass
102 (Peak)	5502.400	4.831	101.215	106.046	--	--	--
102 (Average)	5460.000	4.354	42.102	46.456	74.00	54.00	Pass
102 (Average)	5507.400	4.830	87.763	92.593	--	--	--

Figure Channel 102: Horizontal (Peak)

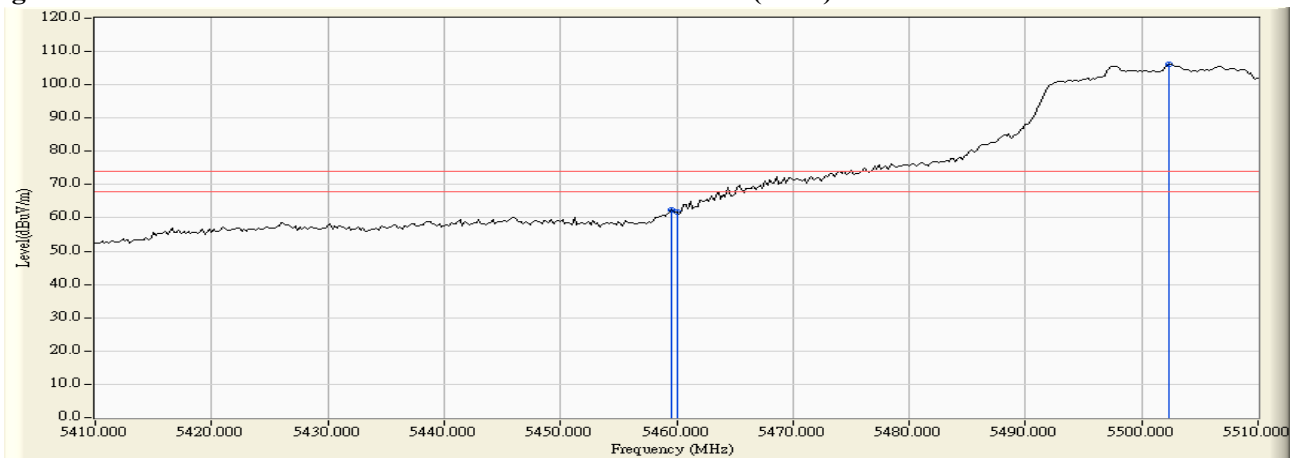
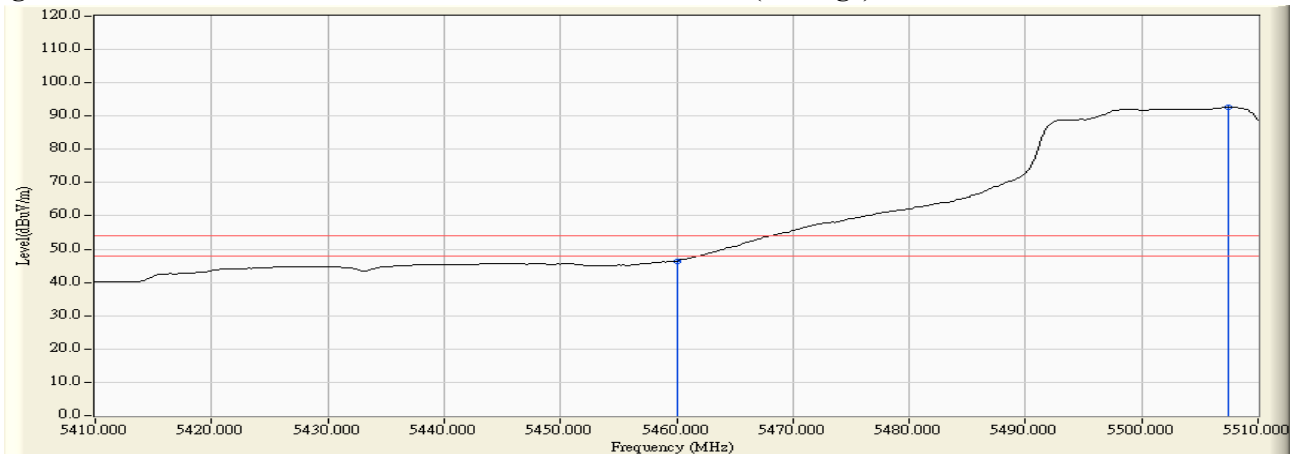


Figure Channel 102: Horizontal (Average)



Note:

1. All readings above 1GHz are performed with peak and/or average measurements as necessary.
2. Peak measurements: RBW = 1MHz, VBW = 3 MHz, Sweep: Auto.
3. Average measurements: RBW = 1MHz, VBW = 10 Hz, Sweep: Auto.
4. “ * ”, means this data is the worst emission level.
5. Measurement Level = Reading Level + Correct Factor.
6. The average measurement was not performed when the peak measured data under the limit of average detection.

Product : Intel® Dual Band Wireless-AC 8260
Test Item : Band Edge Data
Test Site : No.3 OATS
Test Mode : Mode 4 Beamforming: Transmit (802.11n-40BW 30Mbps) -Channel 102

RF Radiated Measurement (Vertical):

Channel No.	Frequency (MHz)	Correct Factor (dB)	Reading Level (dBμV)	Emission Level (dBμV/m)	Peak Limit (dBμV/m)	Average Limit (dBμV/m)	Result
102 (Peak)	5460.000	6.041	61.784	67.825	74.00	54.00	Pass
102 (Peak)	5506.600	6.280	101.628	107.908	--	--	--
102 (Average)	5460.000	6.041	47.298	53.339	74.00	54.00	Pass
102 (Average)	5498.400	6.270	88.840	95.110	--	--	--

Figure Channel 102: Vertical (Peak)

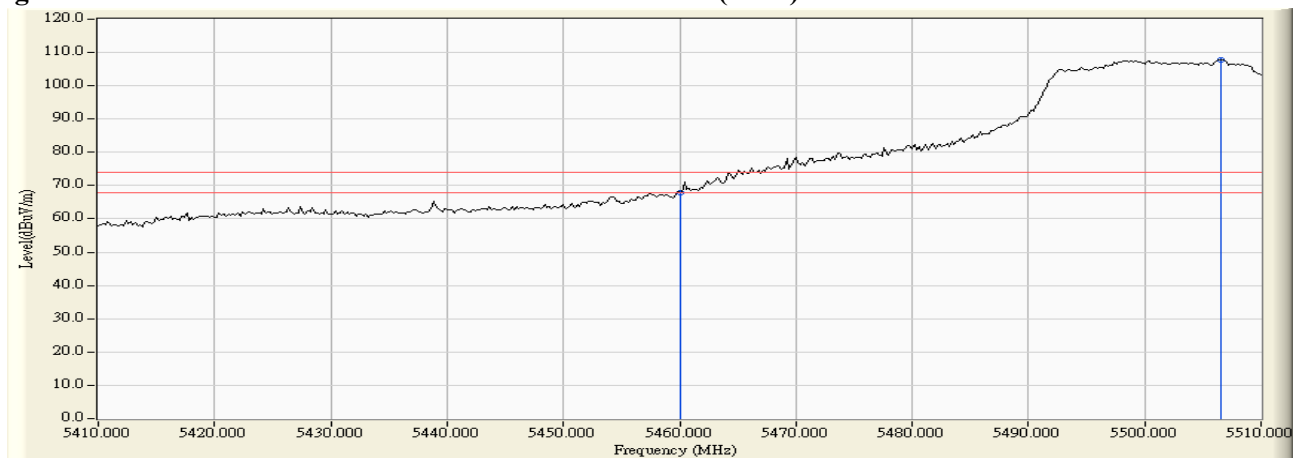
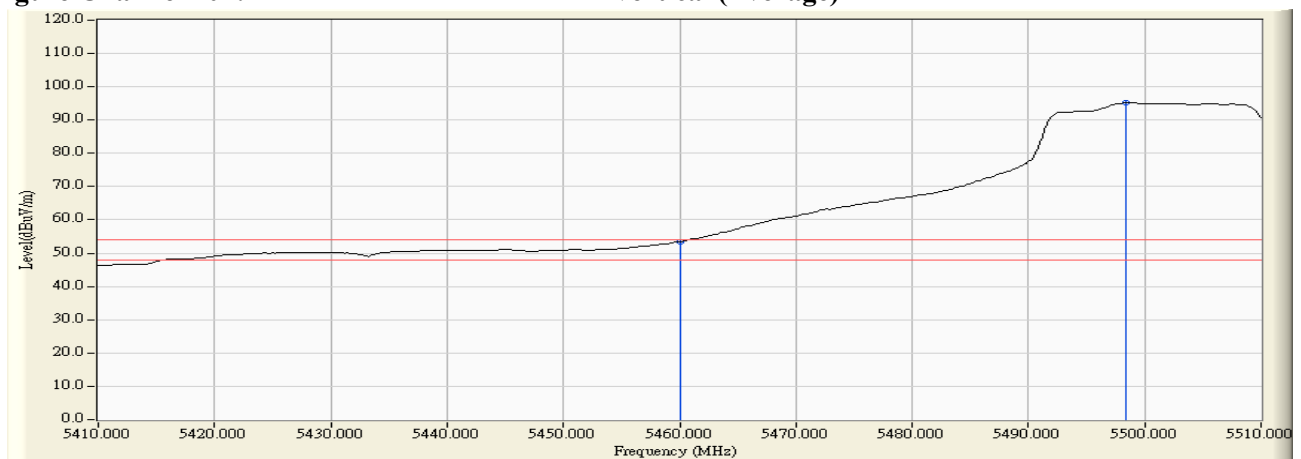


Figure Channel 102: Vertical (Average)



Note:

1. All readings above 1GHz are performed with peak and/or average measurements as necessary.
2. Peak measurements: RBW = 1MHz, VBW = 3 MHz, Sweep: Auto.
3. Average measurements: RBW = 1MHz, VBW = 10 Hz, Sweep: Auto.
4. “ * ”, means this data is the worst emission level.
5. Measurement Level = Reading Level + Correct Factor.
6. The average measurement was not performed when the peak measured data under the limit of average detection.

Product : Intel® Dual Band Wireless-AC 8260
 Test Item : Band Edge Data
 Test Site : No.3 OATS
 Test Mode : Mode 4 Beamforming: Transmit (802.11n-40BW 30Mbps) -Channel 102

RF Radiated Measurement:

	Frequency (MHz)	Correct Factor (dB)	Reading Level (dBuV)	Measure Level (dBuV/m)	Margin (dB)	Limit (dBuV/m)	Result
Horizontal	5469.600	4.482	56.932	61.414	-6.806	68.220	Pass
Horizontal	5470.000	4.488	56.353	60.841	-7.379	68.220	Pass
Horizontal	5513.800	4.778	101.287	106.065	37.845	68.220	Pass

	Frequency (MHz)	Correct Factor (dB)	Reading Level (dBuV)	Measure Level (dBuV/m)	Margin (dB)	Limit (dBuV/m)	Result
Vertical	5469.200	6.105	61.861	67.966	-0.254	68.220	Pass
Vertical	5470.000	6.112	61.151	67.262	-0.958	68.220	Pass
Vertical	5517.600	6.210	99.268	105.478	37.258	68.220	Pass

Product : Intel® Dual Band Wireless-AC 8260
 Test Item : Band Edge Data
 Test Site : No.3 OATS
 Test Mode : Mode 4 Beamforming: Transmit (802.11n-40BW 30Mbps) -Channel 134

RF Radiated Measurement:

	Frequency (MHz)	Correct Factor (dB)	Reading Level (dBuV)	Measure Level (dBuV/m)	Margin (dB)	Limit (dBuV/m)	Result
Horizontal	5677.800	4.527	100.669	105.196	36.976	68.220	Pass
Horizontal	5725.000	4.654	54.857	59.511	-8.709	68.220	Pass
Horizontal	5726.400	4.654	58.028	62.683	-5.537	68.220	Pass

	Frequency (MHz)	Correct Factor (dB)	Reading Level (dBuV)	Measure Level (dBuV/m)	Margin (dB)	Limit (dBuV/m)	Result
Vertical	5677.400	5.929	99.081	105.010	36.790	68.220	Pass
Vertical	5725.000	5.992	58.189	64.182	-4.038	68.220	Pass
Vertical	5726.800	5.993	59.277	65.269	-2.951	68.220	Pass

Product : Intel® Dual Band Wireless-AC 8260
 Test Item : Band Edge Data
 Test Site : No.3 OATS
 Test Mode : Mode 4 Beamforming: Transmit (802.11ac-20BW-14.4Mbps) -Channel 44

RF Radiated Measurement:

	Frequency (MHz)	Correct Factor (dB)	Reading Level (dBuV)	Measure Level (dBuV/m)	Margin (dB)	Limit (dBuV/m)	Result
Horizontal	5850.000	4.964	50.974	55.938	-22.282	78.220	Pass
Horizontal	5854.600	4.991	52.113	57.104	-21.116	78.220	Pass
Horizontal	5860.000	5.023	50.814	55.837	-12.383	68.220	Pass
Horizontal	5871.600	5.091	53.096	58.187	-10.033	68.220	Pass

	Frequency (MHz)	Correct Factor (dB)	Reading Level (dBuV)	Measure Level (dBuV/m)	Margin (dB)	Limit (dBuV/m)	Result
Vertical	5850.000	6.037	51.786	57.823	-20.397	78.220	Pass
Vertical	5856.400	6.044	52.537	58.580	-19.640	78.220	Pass
Vertical	5860.000	6.047	51.668	57.715	-10.505	68.220	Pass
Vertical	5871.000	6.060	55.711	61.770	-6.450	68.220	Pass

Product : Intel® Dual Band Wireless-AC 8260
Test Item : Band Edge Data
Test Site : No.3 OATS
Test Mode : Mode 4 Beamforming: Transmit (802.11ac-40BW-30Mbps) -Channel 42

RF Radiated Measurement:

	Frequency (MHz)	Correct Factor (dB)	Reading Level (dBuV)	Measure Level (dBuV/m)	Margin (dB)	Limit (dBuV/m)	Result
Horizontal	5850.000	4.964	50.216	55.180	-23.040	78.220	Pass
Horizontal	5851.000	4.969	52.002	56.972	-21.248	78.220	Pass
Horizontal	5860.000	5.023	52.648	57.671	-10.549	68.220	Pass
Horizontal	5867.600	5.067	51.507	56.575	-11.645	68.220	Pass

	Frequency (MHz)	Correct Factor (dB)	Reading Level (dBuV)	Measure Level (dBuV/m)	Margin (dB)	Limit (dBuV/m)	Result
Vertical	5850.000	6.037	51.102	57.139	-21.081	78.220	Pass
Vertical	5850.800	6.037	52.780	58.818	-19.402	78.220	Pass
Vertical	5860.000	6.047	51.523	57.570	-10.650	68.220	Pass
Vertical	5869.200	6.058	53.310	59.367	-8.853	68.220	Pass

Product : Intel® Dual Band Wireless-AC 8260
Test Item : Band Edge Data
Test Site : No.3 OATS
Test Mode : Mode 4 Beamforming: Transmit (802.11ac-80BW-65Mbps) -Channel 42

RF Radiated Measurement (Horizontal):

Channel No.	Frequency (MHz)	Correct Factor (dB)	Reading Level (dBμV)	Emission Level (dBμV/m)	Peak Limit (dBμV/m)	Average Limit (dBμV/m)	Result
42 (Peak)	5149.400	3.342	65.484	68.827	74.00	54.00	Pass
42 (Peak)	5150.000	3.340	63.614	66.954	74.00	54.00	Pass
42 (Peak)	5198.800	3.157	101.752	104.909	--	--	--
42 (Average)	5147.600	3.348	48.409	51.758	74.00	54.00	Pass
42 (Average)	5150.000	3.340	47.542	50.882	74.00	54.00	Pass
42 (Average)	5196.400	3.167	82.817	85.985	--	--	--

Figure Channel 42: Horizontal (Peak)

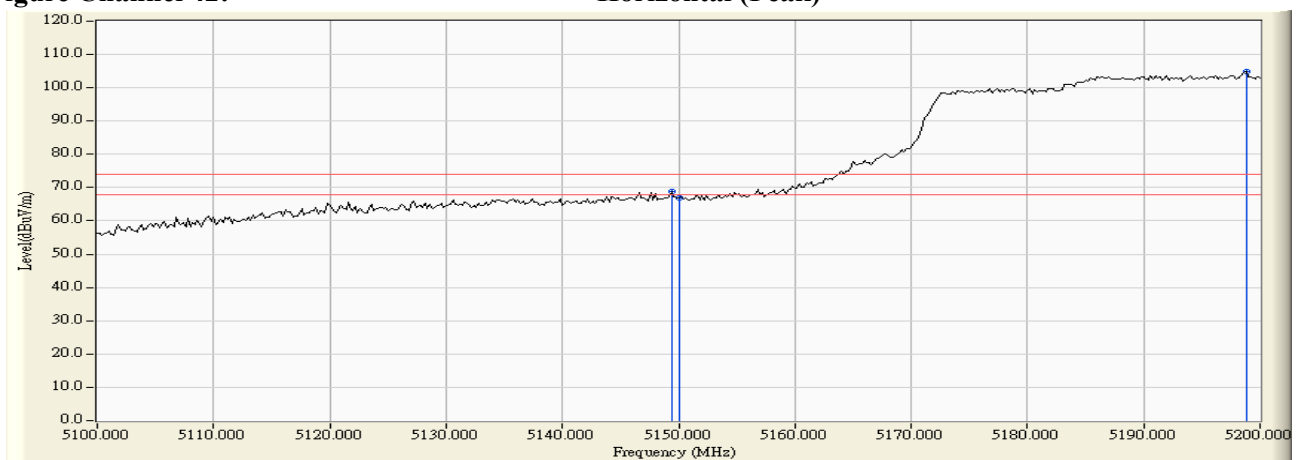
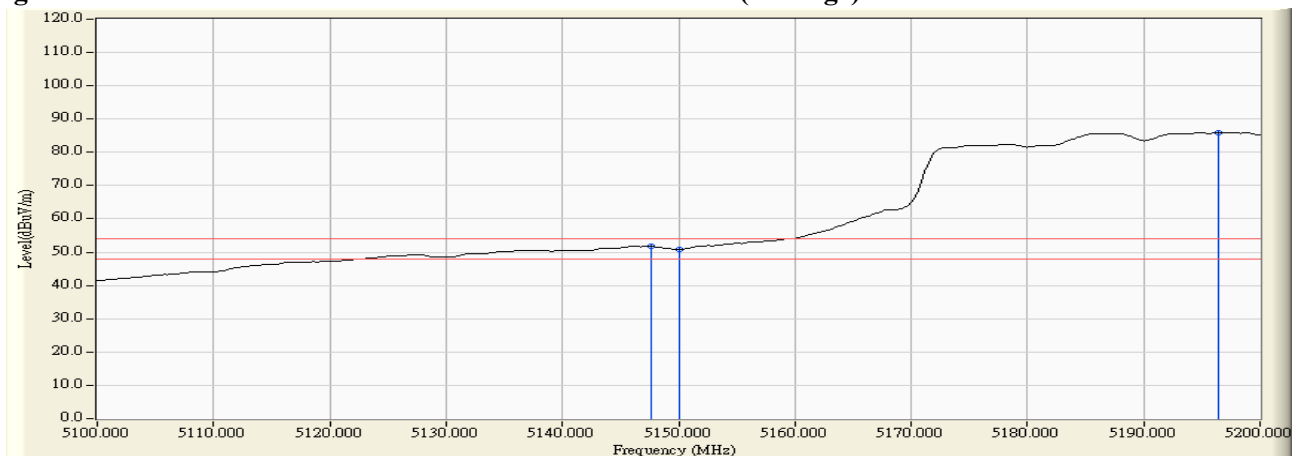


Figure Channel 42: Horizontal (Average)



Note:

1. All readings above 1GHz are performed with peak and/or average measurements as necessary.
2. Peak measurements: RBW = 1MHz, VBW = 3 MHz, Sweep: Auto.
3. Average measurements: RBW = 1MHz, VBW = 10 Hz, Sweep: Auto.
4. “ * ”, means this data is the worst emission level.
5. Measurement Level = Reading Level + Correct Factor.
6. The average measurement was not performed when the peak measured data under the limit of average detection.

Product : Intel® Dual Band Wireless-AC 8260
Test Item : Band Edge Data
Test Site : No.3 OATS
Test Mode : Mode 4 Beamforming: Transmit (802.11ac-80BW-65Mbps) -Channel 42

RF Radiated Measurement (Vertical):

Channel No.	Frequency (MHz)	Correct Factor (dB)	Reading Level (dBμV)	Emission Level (dBμV/m)	Peak Limit (dBμV/m)	Average Limit (dBμV/m)	Result
42 (Peak)	5150.000	5.260	65.000	70.260	74.00	54.00	Pass
42 (Peak)	5199.000	5.383	102.172	107.555	--	--	--
42 (Average)	5150.000	5.260	48.546	53.806	74.00	54.00	Pass
42 (Average)	5197.800	5.381	83.238	88.619	--	--	--

Figure Channel 42: Vertical (Peak)

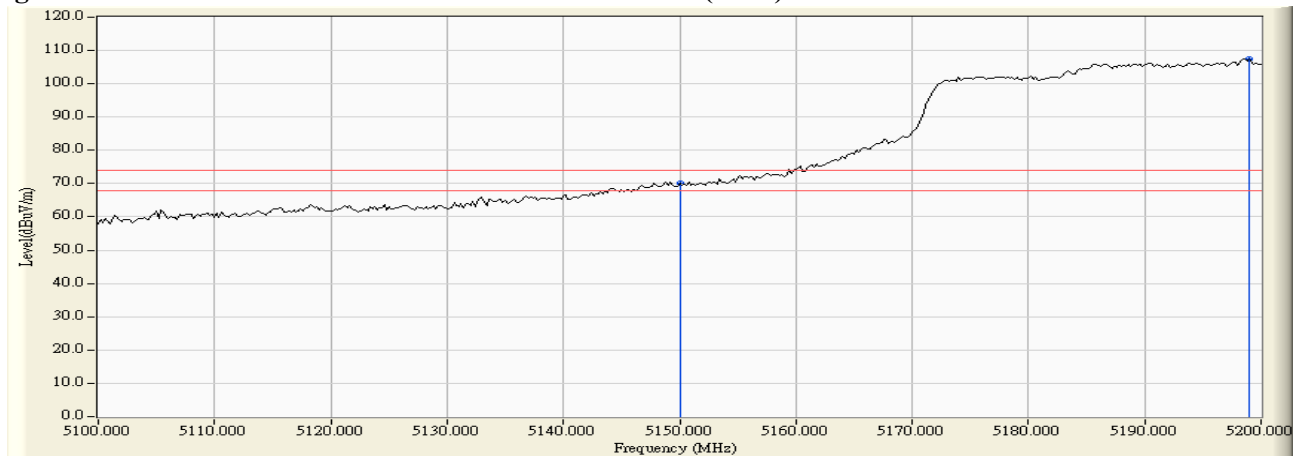
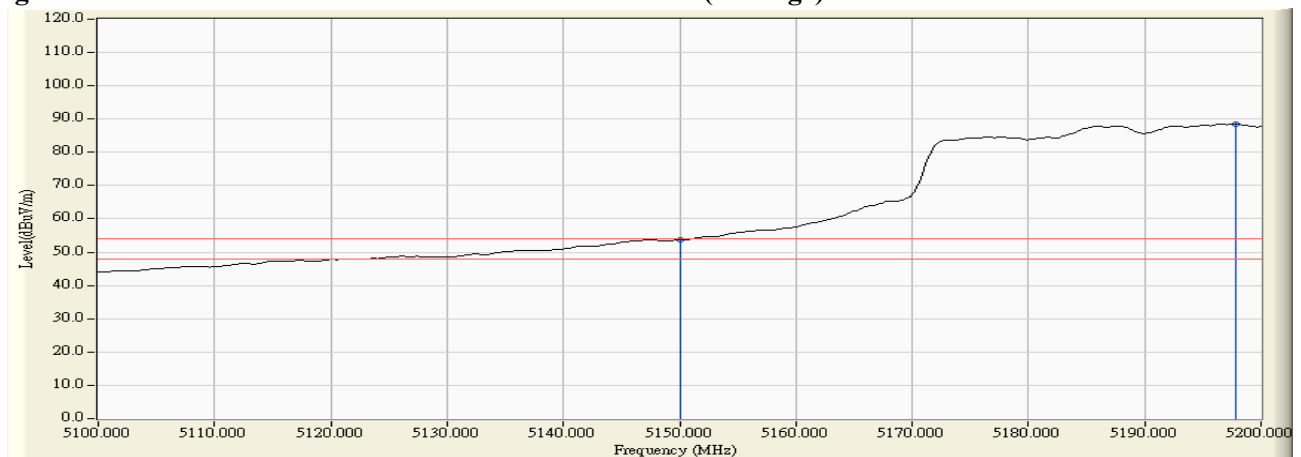


Figure Channel 42: Vertical (Average)



Note:

1. All readings above 1GHz are performed with peak and/or average measurements as necessary.
2. Peak measurements: RBW = 1MHz, VBW = 3 MHz, Sweep: Auto.
3. Average measurements: RBW = 1MHz, VBW = 10 Hz, Sweep: Auto.
4. “ * ”, means this data is the worst emission level.
5. Measurement Level = Reading Level + Correct Factor.
6. The average measurement was not performed when the peak measured data under the limit of average detection.

Product : Intel® Dual Band Wireless-AC 8260
Test Item : Band Edge Data
Test Site : No.3 OATS
Test Mode : Mode 4 Beamforming: Transmit (802.11ac-80BW-65Mbps) -Channel 58

RF Radiated Measurement (Horizontal):

Channel No.	Frequency (MHz)	Correct Factor (dB)	Reading Level (dBμV)	Emission Level (dBμV/m)	Peak Limit (dBμV/m)	Average Limit (dBμV/m)	Result
58 (Peak)	5306.600	3.856	97.929	101.785	--	--	--
58 (Peak)	5350.000	3.716	65.005	68.722	74.00	54.00	Pass
58 (Peak)	5354.600	3.702	66.805	70.506	74.00	54.00	Pass
58 (Average)	5307.200	3.854	79.934	83.788	--	--	--
58 (Average)	5350.000	3.716	48.146	51.863	74.00	54.00	Pass
58 (Average)	5352.600	3.708	48.826	52.534	74.00	54.00	Pass

Figure Channel 58: Horizontal (Peak)

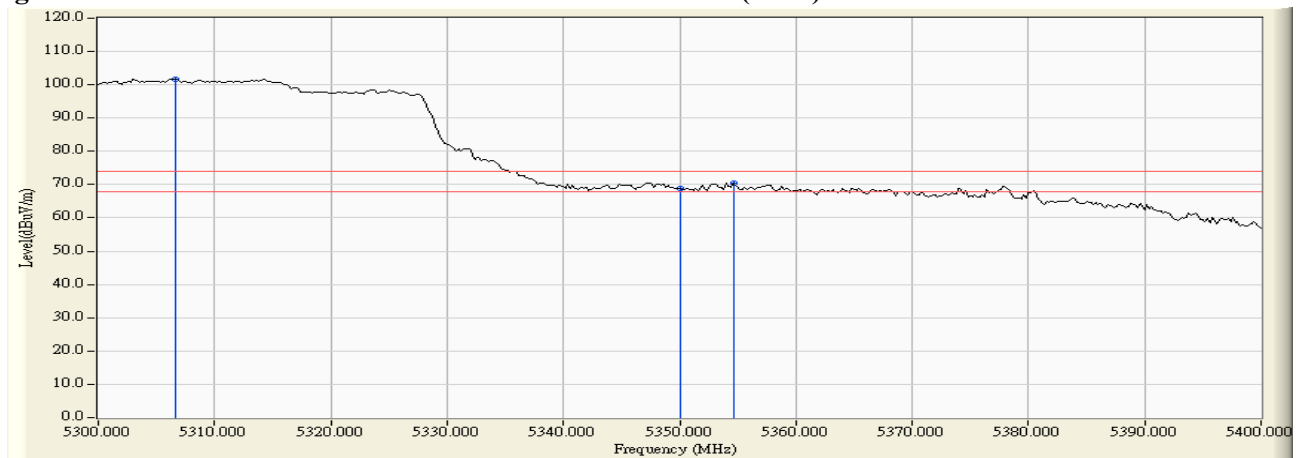
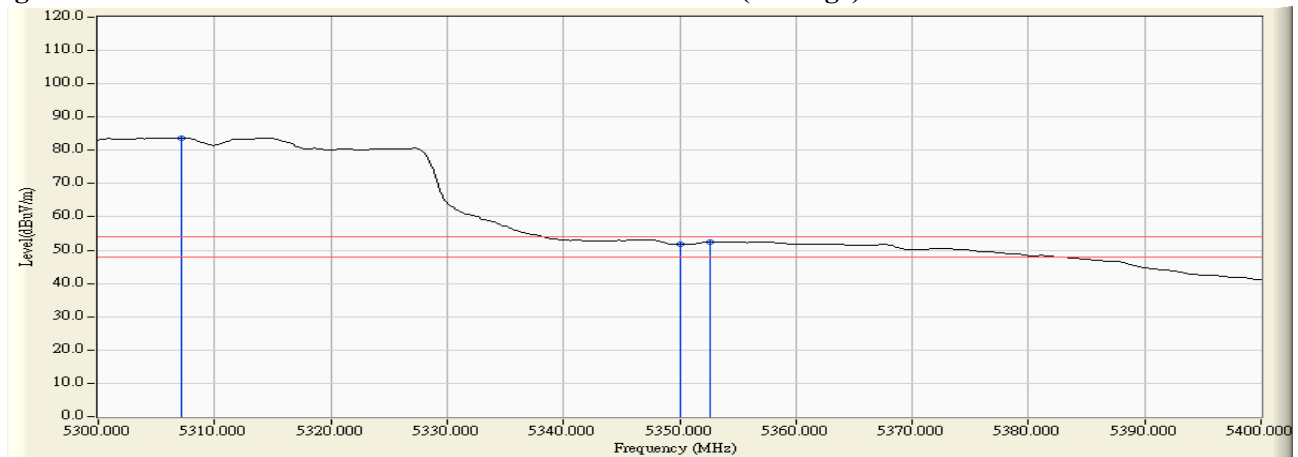


Figure Channel 58: Horizontal (Average)



Note:

1. All readings above 1GHz are performed with peak and/or average measurements as necessary.
2. Peak measurements: RBW = 1MHz, VBW = 3 MHz, Sweep: Auto.
3. Average measurements: RBW = 1MHz, VBW = 10 Hz, Sweep: Auto.
4. “ * ”, means this data is the worst emission level.
5. Measurement Level = Reading Level + Correct Factor.
6. The average measurement was not performed when the peak measured data under the limit of average detection.

Product : Intel® Dual Band Wireless-AC 8260
Test Item : Band Edge Data
Test Site : No.3 OATS
Test Mode : Mode 4 Beamforming: Transmit (802.11ac-80BW-65Mbps) -Channel 58

RF Radiated Measurement (Vertical):

Channel No.	Frequency (MHz)	Correct Factor (dB)	Reading Level (dBμV)	Emission Level (dBμV/m)	Peak Limit (dBμV/m)	Average Limit (dBμV/m)	Result
58 (Peak)	5302.800	5.752	97.118	102.869	--	--	--
58 (Peak)	5350.000	5.691	63.121	68.813	74.00	54.00	Pass
58 (Peak)	5351.800	5.689	64.245	69.934	74.00	54.00	Pass
58 (Average)	5314.600	5.737	79.202	84.938	--	--	--
58 (Average)	5350.000	5.691	47.112	52.804	74.00	54.00	Pass
58 (Average)	5354.800	5.685	47.533	53.218	74.00	54.00	Pass

Figure Channel 58: Vertical (Peak)

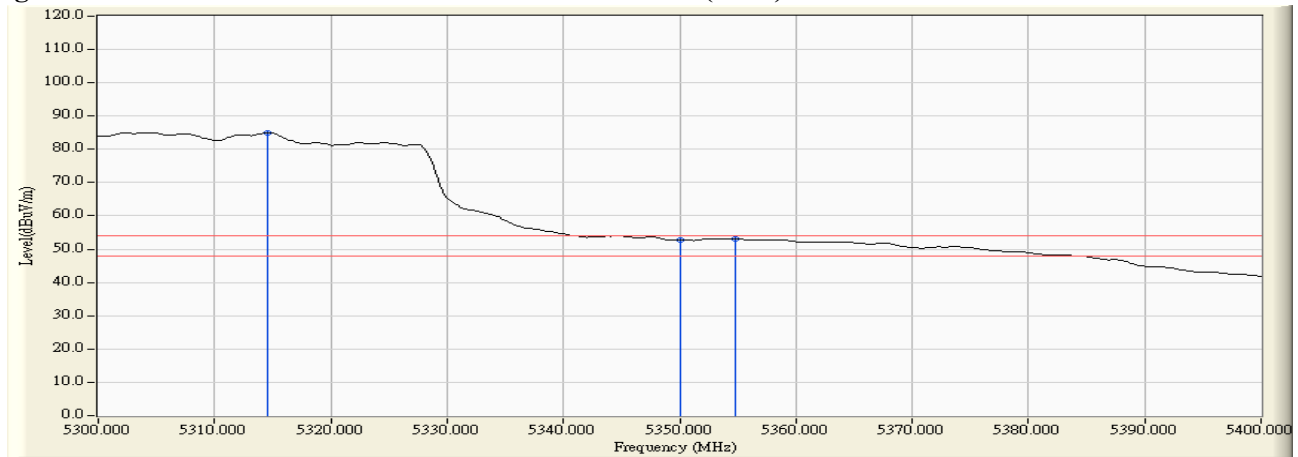
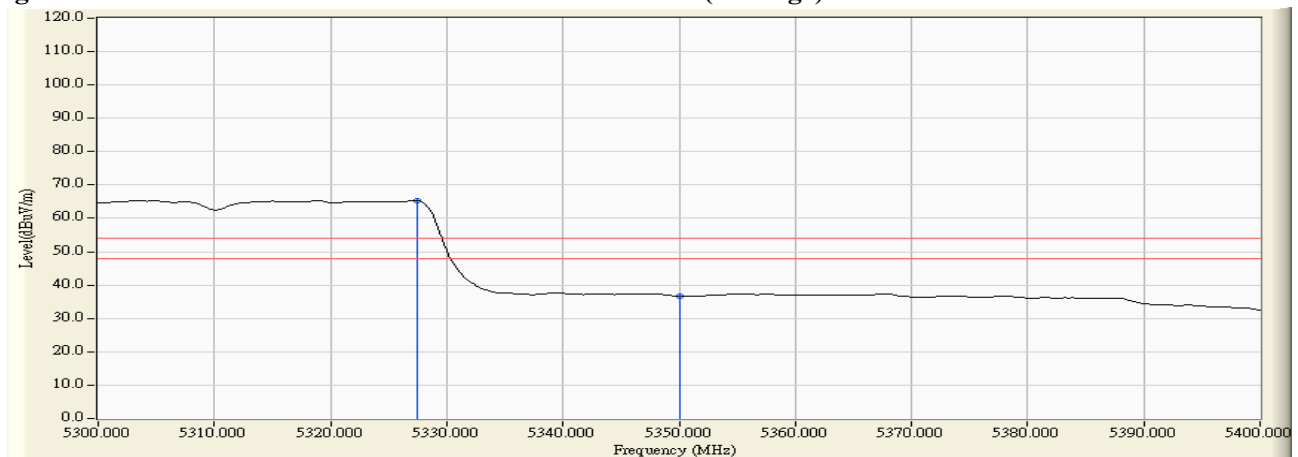


Figure Channel 58: Vertical (Average)



Note:

1. All readings above 1GHz are performed with peak and/or average measurements as necessary.
2. Peak measurements: RBW = 1MHz, VBW = 3 MHz, Sweep: Auto.
3. Average measurements: RBW = 1MHz, VBW = 10 Hz, Sweep: Auto.
4. “ * ”, means this data is the worst emission level.
5. Measurement Level = Reading Level + Correct Factor.
6. The average measurement was not performed when the peak measured data under the limit of average detection.

Product : Intel® Dual Band Wireless-AC 8260
Test Item : Band Edge Data
Test Site : No.3 OATS
Test Mode : Mode 4 Beamforming: Transmit (802.11ac-80BW-65Mbps) -Channel 106

RF Radiated Measurement (Horizontal):

Channel No.	Frequency (MHz)	Correct Factor (dB)	Reading Level (dBμV)	Emission Level (dBμV/m)	Peak Limit (dBμV/m)	Average Limit (dBμV/m)	Result
106 (Peak)	5455.800	4.298	61.994	66.292	74.00	54.00	Pass
106 (Peak)	5460.000	4.354	59.867	64.221	74.00	54.00	Pass
106 (Peak)	5509.200	4.816	99.613	104.428	--	--	--
106 (Average)	5456.600	4.309	45.522	49.830	74.00	54.00	Pass
106 (Average)	5460.000	4.354	45.220	49.574	74.00	54.00	Pass
106 (Average)	5507.200	4.831	81.785	86.616	--	--	--

Figure Channel 106: Horizontal (Peak)

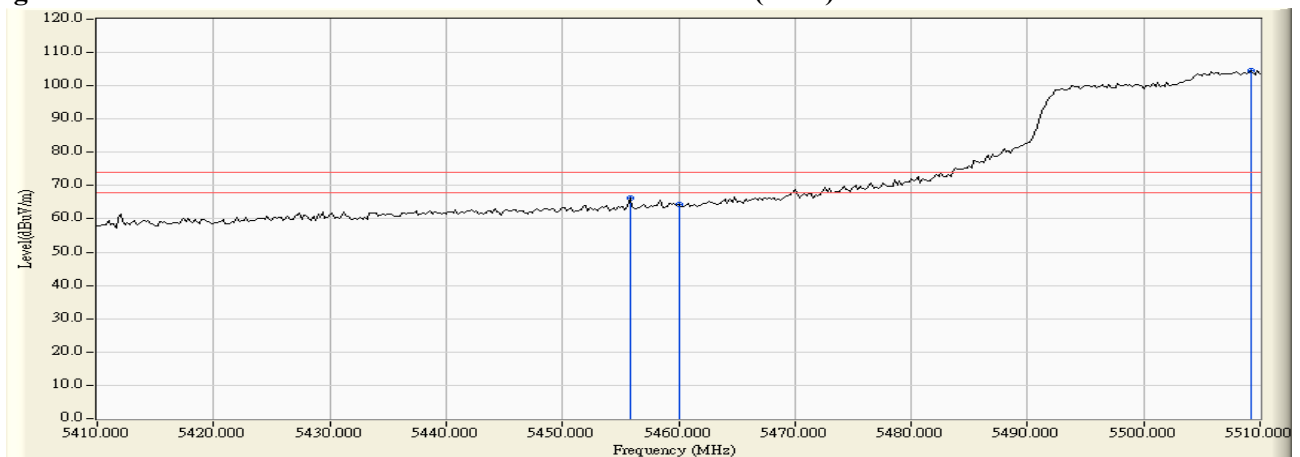
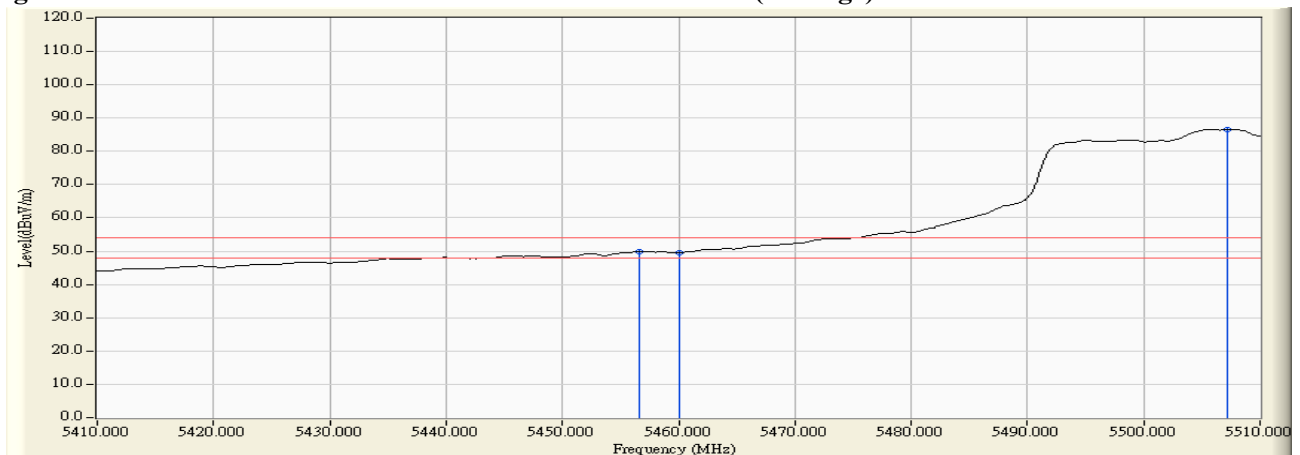


Figure Channel 106: Horizontal (Average)



Note:

1. All readings above 1GHz are performed with peak and/or average measurements as necessary.
2. Peak measurements: RBW = 1MHz, VBW = 3 MHz, Sweep: Auto.
3. Average measurements: RBW = 1MHz, VBW = 10 Hz, Sweep: Auto.
4. “ * ”, means this data is the worst emission level.
5. Measurement Level = Reading Level + Correct Factor.
6. The average measurement was not performed when the peak measured data under the limit of average detection.

Product : Intel® Dual Band Wireless-AC 8260
Test Item : Band Edge Data
Test Site : No.3 OATS
Test Mode : Mode 4 Beamforming: Transmit (802.11ac-80BW-65Mbps) -Channel 106

RF Radiated Measurement (Vertical):

Channel No.	Frequency (MHz)	Correct Factor (dB)	Reading Level (dBμV)	Emission Level (dBμV/m)	Peak Limit (dBμV/m)	Average Limit (dBμV/m)	Result
106 (Peak)	5457.200	6.022	65.202	71.223	74.00	54.00	Pass
106 (Peak)	5460.000	6.041	63.118	69.159	74.00	54.00	Pass
106 (Peak)	5509.600	6.261	98.135	104.396	--	--	--
106 (Average)	5457.600	6.024	47.766	53.790	74.00	54.00	Pass
106 (Average)	5460.000	6.041	47.220	53.261	74.00	54.00	Pass
106 (Average)	5505.800	6.284	80.320	86.605	--	--	--

Figure Channel 106: Vertical (Peak)

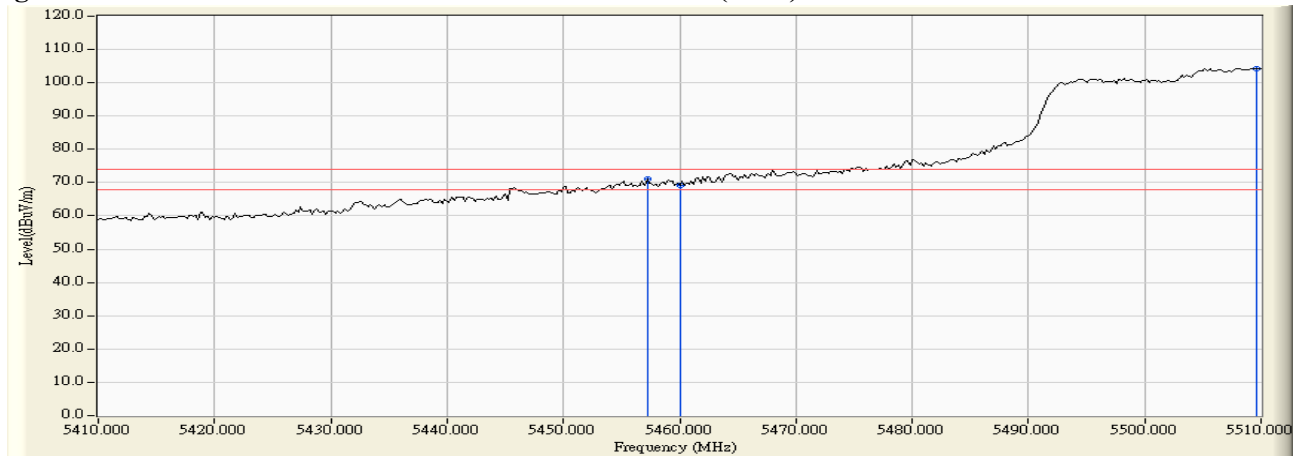
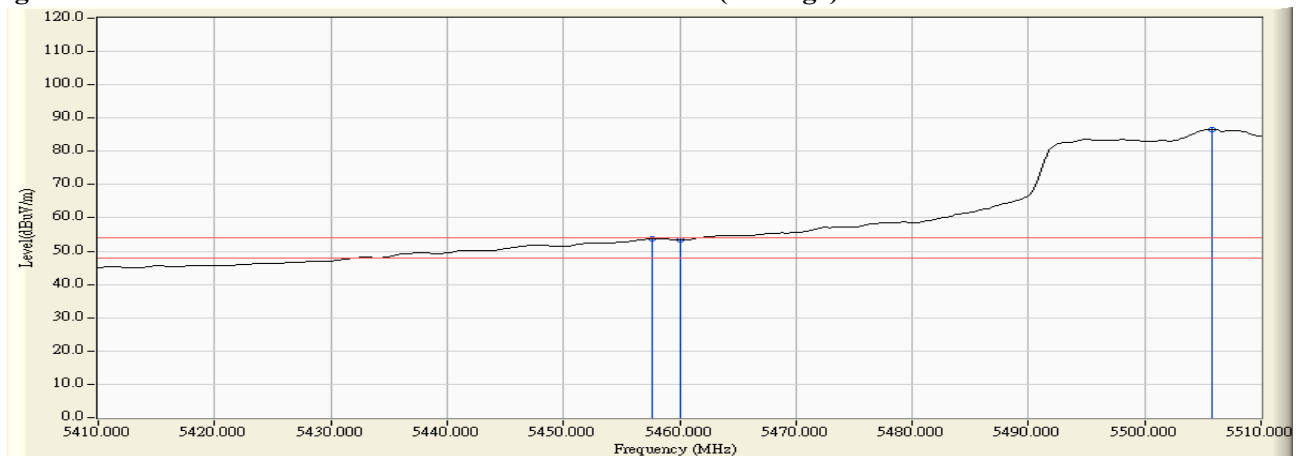


Figure Channel 106: Vertical (Average)



Note:

1. All readings above 1GHz are performed with peak and/or average measurements as necessary.
2. Peak measurements: RBW = 1MHz, VBW = 3 MHz, Sweep: Auto.
3. Average measurements: RBW = 1MHz, VBW = 10 Hz, Sweep: Auto.
4. “ * ”, means this data is the worst emission level.
5. Measurement Level = Reading Level + Correct Factor.
6. The average measurement was not performed when the peak measured data under the limit of average detection.

Product : Intel® Dual Band Wireless-AC 8260
 Test Item : Band Edge Data
 Test Site : No.3 OATS
 Test Mode : Mode 4 Beamforming: Transmit (802.11ac-80BW-65Mbps) -Channel 106

RF Radiated Measurement:

	Frequency (MHz)	Correct Factor (dB)	Reading Level (dBuV)	Measure Level (dBuV/m)	Margin (dB)	Limit (dBuV/m)	Result
Horizontal	5459.000	4.340	61.797	66.137	-2.083	68.220	Pass
Horizontal	5470.000	4.488	59.880	64.368	-3.852	68.220	Pass
Horizontal	5513.600	4.780	94.842	99.622	31.402	68.220	Pass

	Frequency (MHz)	Correct Factor (dB)	Reading Level (dBuV)	Measure Level (dBuV/m)	Margin (dB)	Limit (dBuV/m)	Result
Vertical	5467.600	6.094	61.529	67.623	-0.597	68.220	Pass
Vertical	5470.000	6.112	59.726	65.837	-2.383	68.220	Pass
Vertical	5513.600	6.235	97.246	103.481	35.261	68.220	Pass

7. Frequency Stability

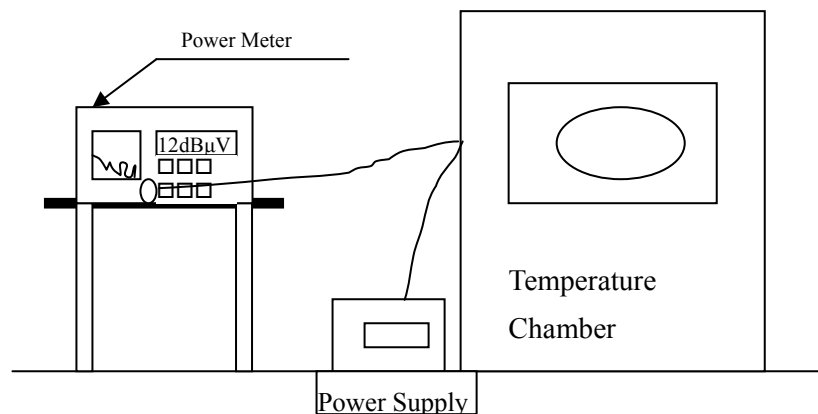
7.1. Test Equipment

	Equipment	Manufacturer	Model No./Serial No.	Last Cal.
	Spectrum Analyzer	R&S	FSP40 / 100170	Jun., 2014
	Spectrum Analyzer	Agilent	E4407B / US39440758	Jun., 2014
X	Spectrum Analyzer	Agilent	N9010A / MY48030495	Apr., 2015

Note:

1. All equipments are calibrated with traceable calibrations. Each calibration is traceable to the national or international standards.
2. The test instruments marked with “X” are used to measure the final test results.

7.2. Test Setup



7.3. Limits

Manufactures of U-NII devices are responsible for ensuring frequency stability such that an emission is maintained within the band of operation under all conditions of normal operation as specified

7.4. Test Procedure

The EUT was tested to procedure of ANSI C63.10: 2009 Section 6.8 for compliance to FCC 47 CFR Subpart E requirements.

7.5. Uncertainty

± 150 Hz

7.6. Test Result of Frequency Stability

Product : Intel® Dual Band Wireless-AC 8260
Test Item : Frequency Stability
Test Site : Temperature Chamber
Test Mode : Carrier Wave

Chain A

Test Conditions		Channel	Frequency (MHz)	Frequency (MHz)	ΔF (MHz)
Tnom (20) oC	Vnom (120)V	36	5180.0000	5180.0068	-0.0068
		38	5190.0000	5190.0043	-0.0043
		44	5220.0000	5220.0082	-0.0082
		46	5230.0000	5230.0069	-0.0069
		48	5240.0000	5240.0077	-0.0077
		52	5260.0000	5260.0088	-0.0088
		54	5270.0000	5270.0081	-0.0081
		60	5300.0000	5300.0062	-0.0062
		62	5310.0000	5310.0058	-0.0058
		64	5320.0000	5320.0032	-0.0032
		100	5500.0000	5500.0093	-0.0093
		102	5510.0000	5510.0102	-0.0102
		110	5550.0000	5550.0100	-0.0100
		116	5580.0000	5580.0095	-0.0095
		134	5670.0000	5670.0082	-0.0082
		140	5700.0000	5700.0087	-0.0087
Tmax (70) oC	Vmax (138)V	36	5180.0000	5180.0070	-0.0070
		38	5190.0000	5190.0040	-0.0040
		44	5220.0000	5220.0080	-0.0080
		46	5230.0000	5230.0070	-0.0070
		48	5240.0000	5240.0071	-0.0071
		52	5260.0000	5260.0083	-0.0083
		54	5270.0000	5270.0079	-0.0079
		60	5300.0000	5300.0062	-0.0062
		62	5310.0000	5310.0088	-0.0088
		64	5320.0000	5320.0073	-0.0073
		100	5500.0000	5500.0074	-0.0074
		102	5510.0000	5510.0069	-0.0069
		110	5550.0000	5550.0100	-0.0100
		116	5580.0000	5580.0093	-0.0093
		134	5670.0000	5670.0081	-0.0081
		140	5700.0000	5700.0077	-0.0077

Test Conditions		Channel	Frequency (MHz)	Frequency (MHz)	ΔF (MHz)
Tmax (70) °C	Vmin (102)V	36	5180.0000	5180.0069	-0.0069
		38	5190.0000	5190.0077	-0.0077
		44	5220.0000	5220.0088	-0.0088
		46	5230.0000	5230.0074	-0.0074
		48	5240.0000	5240.0066	-0.0066
		52	5260.0000	5260.0079	-0.0079
		54	5270.0000	5270.0092	-0.0092
		60	5300.0000	5300.0086	-0.0086
		62	5310.0000	5310.0061	-0.0061
		64	5320.0000	5320.0074	-0.0074
		100	5500.0000	5500.0073	-0.0073
		102	5510.0000	5510.0079	-0.0079
		110	5550.0000	5550.0099	-0.0099
		116	5580.0000	5580.0097	-0.0097
		134	5670.0000	5670.0088	-0.0088
Tnom (-10) oC	Vnom (138)V	140	5700.0000	5700.0080	-0.0080
		36	5180.0000	5180.0064	-0.0064
		38	5190.0000	5190.0078	-0.0078
		44	5220.0000	5220.0094	-0.0094
		46	5230.0000	5230.0077	-0.0077
		48	5240.0000	5240.0082	-0.0082
		52	5260.0000	5260.0076	-0.0076
		54	5270.0000	5270.0093	-0.0093
		60	5300.0000	5300.0084	-0.0084
		62	5310.0000	5310.0097	-0.0097
		64	5320.0000	5320.0100	-0.0100
		100	5500.0000	5500.0067	-0.0067
		102	5510.0000	5510.0074	-0.0074
		110	5550.0000	5550.0088	-0.0088
		116	5580.0000	5580.0094	-0.0094
Tmax (-10) oC	Vmax (102)V	134	5670.0000	5670.0084	-0.0084
		140	5700.0000	5700.0086	-0.0086
		36	5180.0000	5180.0064	-0.0064
		38	5190.0000	5190.0078	-0.0078
		44	5220.0000	5220.0094	-0.0094
		46	5230.0000	5230.0077	-0.0077
		48	5240.0000	5240.0082	-0.0082
		52	5260.0000	5260.0076	-0.0076
		54	5270.0000	5270.0093	-0.0093
		60	5300.0000	5300.0084	-0.0084
		62	5310.0000	5310.0097	-0.0097
		64	5320.0000	5320.0100	-0.0100
		100	5500.0000	5500.0067	-0.0067
		102	5510.0000	5510.0074	-0.0074
		110	5550.0000	5550.0088	-0.0088
		116	5580.0000	5580.0094	-0.0094
		134	5670.0000	5670.0084	-0.0084
		140	5700.0000	5700.0086	-0.0086

Test Conditions		Channel	Frequency (MHz)	Frequency (MHz)	ΔF (MHz)
Tnom (20) °C	Vnom (120)V	42	5210.0000	5210.0220	-0.0220
		58	5290.0000	5290.0046	-0.0046
		106	5530.0000	5530.0024	-0.0024
		122	5610.0000	5610.0054	-0.0054
		138	5690.0000	5690.0046	-0.0046
		142	5710.0000	5710.0029	-0.0029
		144	5720.0000	5720.0064	-0.0064
Tmax (70) °C	Vmax (138)V	42	5210.0000	5210.0024	-0.0024
		58	5290.0000	5290.0046	-0.0046
		106	5530.0000	5530.0016	-0.0016
		122	5610.0000	5610.0077	-0.0077
		138	5690.0000	5690.0064	-0.0064
		142	5710.0000	5710.0044	-0.0044
		144	5720.0000	5720.0037	-0.0037
Tmax (70) °C	Vmin (102)V	42	5210.0000	5210.0024	-0.0024
		58	5290.0000	5290.0046	-0.0046
		106	5530.0000	5530.0036	-0.0036
		122	5610.0000	5610.0087	-0.0087
		138	5690.0000	5690.0027	-0.0027
		142	5710.0000	5710.0046	-0.0046
		144	5720.0000	5720.0033	-0.0033
Tmin (-10) °C	Vmax (138)V	42	5210.0000	5210.0024	-0.0024
		58	5290.0000	5290.0046	-0.0046
		106	5530.0000	5530.0025	-0.0025
		122	5610.0000	5610.0082	-0.0082
		138	5690.0000	5690.0017	-0.0017
		142	5710.0000	5710.0039	-0.0039
		144	5720.0000	5720.0047	-0.0047
Tmin (-10) °C	Vmin (102)V	42	5210.0000	5210.0024	-0.0024
		58	5290.0000	5290.0046	-0.0046
		106	5530.0000	5530.0026	-0.0026
		122	5610.0000	5610.0087	-0.0087
		138	5690.0000	5690.0021	-0.0021
		142	5710.0000	5710.0036	-0.0036
		144	5720.0000	5720.0039	-0.0039

Chain B

Test Conditions		Channel	Frequency (MHz)	Frequency (MHz)	ΔF (MHz)
Tnom (20) oC	Vnom (120)V	36	5180.0000	5180.0065	-0.0065
		38	5190.0000	5190.0040	-0.0040
		44	5220.0000	5220.0077	-0.0077
		46	5230.0000	5230.0067	-0.0067
		48	5240.0000	5240.0074	-0.0074
		52	5260.0000	5260.0084	-0.0084
		54	5270.0000	5270.0077	-0.0077
		60	5300.0000	5300.0059	-0.0059
		62	5310.0000	5310.0057	-0.0057
		64	5320.0000	5320.0030	-0.0030
		100	5500.0000	5500.0090	-0.0090
		102	5510.0000	5510.0100	-0.0100
		110	5550.0000	5550.0098	-0.0098
		116	5580.0000	5580.0098	-0.0098
		134	5670.0000	5670.0080	-0.0080
		140	5700.0000	5700.0086	-0.0086
Tmax (70) oC	Vmax (138)V	36	5180.0000	5180.0069	-0.0069
		38	5190.0000	5190.0041	-0.0041
		44	5220.0000	5220.0077	-0.0077
		46	5230.0000	5230.0069	-0.0069
		48	5240.0000	5240.0064	-0.0064
		52	5260.0000	5260.0078	-0.0078
		54	5270.0000	5270.0073	-0.0073
		60	5300.0000	5300.0060	-0.0060
		62	5310.0000	5310.0080	-0.0080
		64	5320.0000	5320.0069	-0.0069
		100	5500.0000	5500.0071	-0.0071
		102	5510.0000	5510.0061	-0.0061
		110	5550.0000	5550.0097	-0.0097
		116	5580.0000	5580.0098	-0.0098
		134	5670.0000	5670.0080	-0.0080
		140	5700.0000	5700.0074	-0.0074

Test Conditions		Channel	Frequency (MHz)	Frequency (MHz)	ΔF (MHz)
Tmax (70) °C	Vmin (102)V	36	5180.0000	5180.0063	-0.0063
		38	5190.0000	5190.0074	-0.0074
		44	5220.0000	5220.0087	-0.0087
		46	5230.0000	5230.0070	-0.0070
		48	5240.0000	5240.0063	-0.0063
		52	5260.0000	5260.0077	-0.0077
		54	5270.0000	5270.0090	-0.0090
		60	5300.0000	5300.0084	-0.0084
		62	5310.0000	5310.0060	-0.0060
		64	5320.0000	5320.0072	-0.0072
		100	5500.0000	5500.0072	-0.0072
		102	5510.0000	5510.0077	-0.0077
		110	5550.0000	5550.0097	-0.0097
		116	5580.0000	5580.0097	-0.0097
		134	5670.0000	5670.0087	-0.0087
		140	5700.0000	5700.0079	-0.0079
Tnom (-10) oC	Vnom (138)V	36	5180.0000	5180.0061	-0.0061
		38	5190.0000	5190.0077	-0.0077
		44	5220.0000	5220.0091	-0.0091
		46	5230.0000	5230.0077	-0.0077
		48	5240.0000	5240.0080	-0.0080
		52	5260.0000	5260.0071	-0.0071
		54	5270.0000	5270.0090	-0.0090
		60	5300.0000	5300.0081	-0.0081
		62	5310.0000	5310.0094	-0.0094
		64	5320.0000	5320.0094	-0.0094
		100	5500.0000	5500.0065	-0.0065
		102	5510.0000	5510.0071	-0.0071
		110	5550.0000	5550.0087	-0.0087
		116	5580.0000	5580.0097	-0.0097
		134	5670.0000	5670.0083	-0.0083
		140	5700.0000	5700.0085	-0.0085
Tmax (-10) oC	Vmax (102)V	36	5180.0000	5180.6300	-0.6300
		38	5190.0000	5190.0075	-0.0075
		44	5220.0000	5220.0084	-0.0084
		46	5230.0000	5230.0080	-0.0080
		48	5240.0000	5240.0087	-0.0087
		52	5260.0000	5260.0075	-0.0075
		54	5270.0000	5270.0089	-0.0089
		60	5300.0000	5300.7700	-0.7700
		62	5310.0000	5310.0090	-0.0090
		64	5320.0000	5320.0097	-0.0097
		100	5500.0000	5500.0079	-0.0079
		102	5510.0000	5510.0066	-0.0066
		110	5550.0000	5550.0074	-0.0074
		116	5580.0000	5580.0092	-0.0092
		134	5670.0000	5670.0077	-0.0077
		140	5700.0000	5700.0086	-0.0086

Test Conditions		Channel	Frequency (MHz)	Frequency (MHz)	ΔF (MHz)
Tnom (20) °C	Vnom (120)V	42	5210.0000	5210.0220	-0.0220
		58	5290.0000	5290.0046	-0.0046
		106	5530.0000	5530.0024	-0.0024
		122	5610.0000	5610.0033	-0.0033
		138	5690.0000	5690.0046	-0.0046
		142	5710.0000	5710.0029	-0.0029
		144	5720.0000	5720.0064	-0.0064
Tmax (70) °C	Vmax (138)V	42	5210.0000	5210.0024	-0.0024
		58	5290.0000	5290.0046	-0.0046
		106	5530.0000	5530.0016	-0.0016
		122	5610.0000	5610.0096	-0.0096
		138	5690.0000	5690.0064	-0.0064
		142	5710.0000	5710.0044	-0.0044
		144	5720.0000	5720.0037	-0.0037
Tmax (70) °C	Vmin (102)V	42	5210.0000	5210.0024	-0.0024
		58	5290.0000	5290.0046	-0.0046
		106	5530.0000	5530.0036	-0.0036
		122	5610.0000	5610.0051	-0.0051
		138	5690.0000	5690.0027	-0.0027
		142	5710.0000	5710.0046	-0.0046
		144	5720.0000	5720.0033	-0.0033
Tmin (-10) °C	Vmax (138)V	42	5210.0000	5210.0024	-0.0024
		58	5290.0000	5290.0046	-0.0046
		106	5530.0000	5530.0025	-0.0025
		122	5610.0000	5610.0056	-0.0056
		138	5690.0000	5690.0017	-0.0017
		142	5710.0000	5710.0039	-0.0039
		144	5720.0000	5720.0047	-0.0047
Tmin (-10) °C	Vmin (102)V	42	5210.0000	5210.0024	-0.0024
		58	5290.0000	5290.0046	-0.0046
		106	5530.0000	5530.0026	-0.0026
		122	5610.0000	5610.0028	-0.0028
		138	5690.0000	5690.0021	-0.0021
		142	5710.0000	5710.0036	-0.0036
		144	5720.0000	5720.0039	-0.0039

8. EMI Reduction Method During Compliance Testing

No modification was made during testing.

Attachment 1: EUT Test Photographs