

Balight Elite

User Manual



Beyond Awesome

Make Your Cycling BEYOND AWESOME

Specifications

LED	376
Display Colors	16 million
Bluetooth®	4.0 BLE
Rechargeable Battery	7.4V, 2600mAh Li-ion
Battery Life	Up to 10 hours
Charge Time	at 5V/2A, about 5 hours
Waterproof Level	IP65
Dimensions	512(L) x 512(W) x 33(H)mm
Weight (w/o Battery)	470 g
Compatible Sizes	26" and larger bicycle wheel*; 20 - 40 mm hub diameter
Steady View	above 10 kph (6.2 mph), below 60kph (37.3 mph)
APP Support	iOS/Android
Supported Image Format	PNG, JPG, BMP, GIF
Special Functionality	Lock and Alert

* Support spoke wheels only.

Safety Precautions

1. Following installation, please check before each ride that all securing mechanisms (such as screws, fasteners, etc.) are in good condition and secure.
2. Ensure the battery is properly installed and secured by the locking mechanism.
3. The Balight is rated for IP65 waterproofing, however, please do not submerge the product in water.
4. Should excessive vibrations occur while in

use, please check all securing mechanisms (such as screws, fasteners, etc.) as soon as possible. Ensure that all securing mechanisms are properly installed and in good working condition.

5. For your safety, please do not check/watch your Balight display while cycling.

6. Please do not use the Balight in extreme weather/temperature conditions that can be above 40°C (104°F) or below -20°C (4°F). It is recommended that the installation be completed by adults; for people underage, adult supervision is advised.

8. Please use the product on even surface roads; bumpy roads may cause damage to the product.

Note that adjust your Balight display to a brighter setting will drain your battery faster

Maintenance Guide

- Clean and dry your assembled Balight product regularly. When cleaning, use a clean, damp cloth. Do not wash the product under running water (like a faucet or water hose).
- Do not use abrasive cleaners to clean your Balight.
- Do not open the enclosure or disassemble your Balight in a way not illustrated in the instructions.
- Do not use your Balight if the display mechanism is cracked.
- Do not place your Balight in a dishwasher, washing machine or dryer.
- Substances in this product may harm the environment or cause injury if disposed or handled improperly.
- Do not expose your Balight to extremely high

or low temperatures.

- Do not leave your Balight in direct sunlight for an extended period of time.

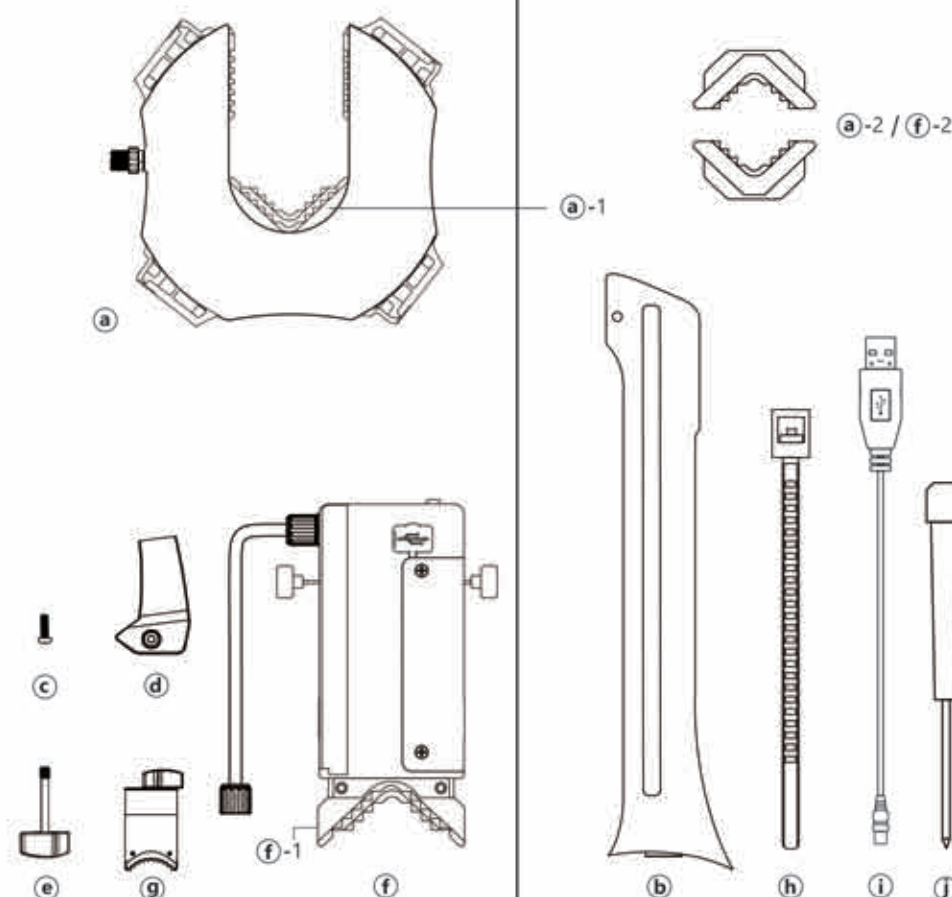
- Do not dispose of your Balight in a fire. Remove your Balight's battery if you feel it is hot.

Introduction

Balight is an intelligent interactive device designed to provide a unique cycling experience recreationally or in sports. Equipped with full color LEDs and wireless controls, Balight can display customizable texts, photos, or animations while your bicycle wheels are spinning. The splendid high quality display can only be limited by your imagination. The Balight is designed to be waterproof and shockproof to maximize your riding experience. Balight Elite also comes with lock & alert function that warns you against unwelcome obtrusions.

Packing List:

a	Balight Elite	x1
a-1	Silicone Placer (large)	x1
a-2	Silicone Placer (small)	x1
b	LED Bar	x4
c	LED Bar Screw	x16
d	Fasteners	x4
e	Fastener Screws	x4
f	Battery	x1
f-1	Silicone Placer (large)	x1
f-2	Silicone Placer (small)	x1
g	Magnetic Sensor	x1
h	Cable Ties	x3
i	Charging Cable	x1
j	Screw Driver	x1

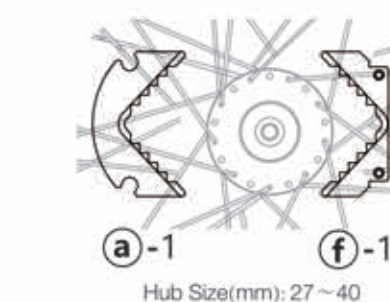
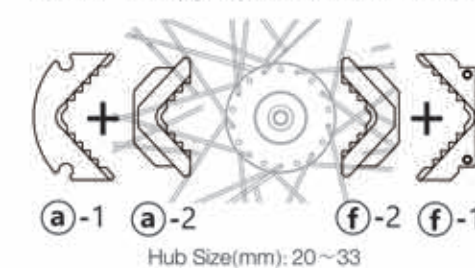


Installation

Installation – The following pictures show installing the Balight on the rear wheel. These steps also apply to front wheel installation.

Step ①

Select the appropriate Silicone Placer.



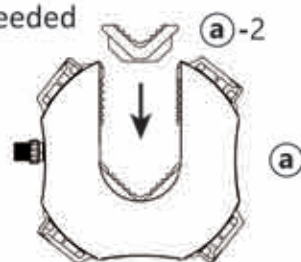
① Fix your wheel.

① Check the diameter of the wheel hub to choose the proper Silicone Placer.

Step ②

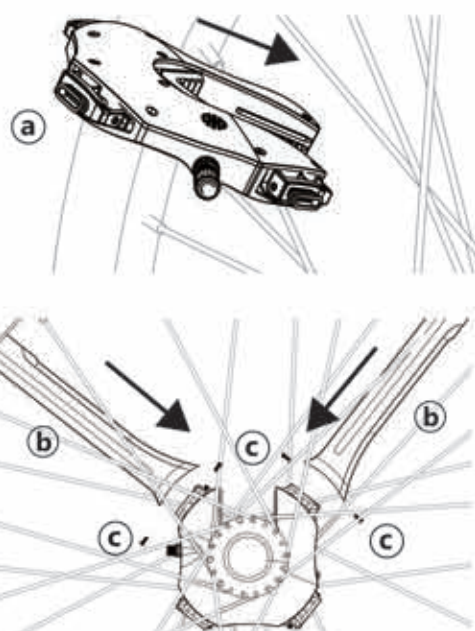
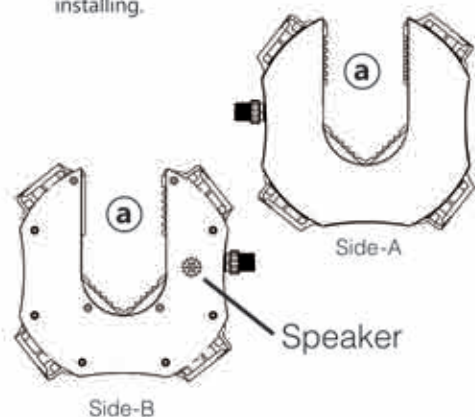
Prepare the Balight Elite and install on the hub. Then install the two LED Bars near the battery slot.

If needed



① Side A should be on the right side of the bicycle (the same side of the chain).

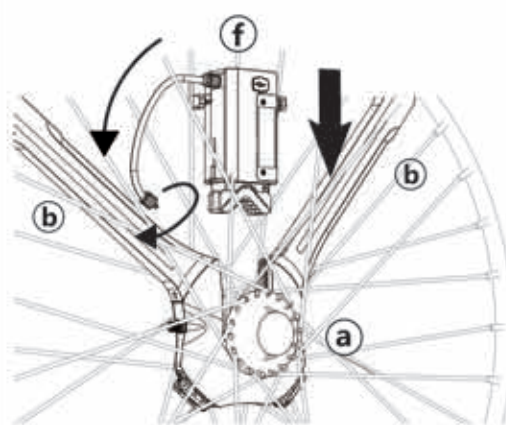
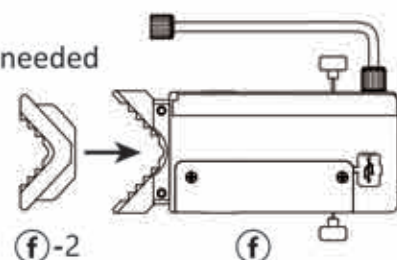
① The image on your App may be reversed depending on which way you are facing installing.



Step ③

Prepare the Battery and install on the hub.

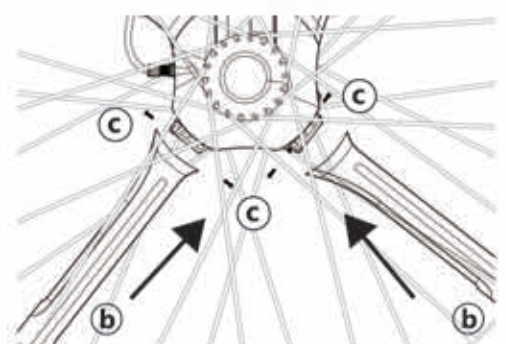
If needed



Step ④

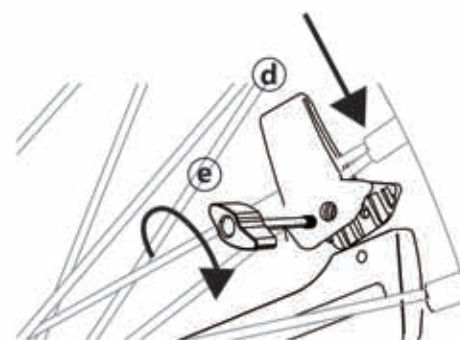
Install the remaining LED Bars afterwards.

① Avoid installing near the wheel valve.



Step ⑤

Attach and tighten the Fastener.

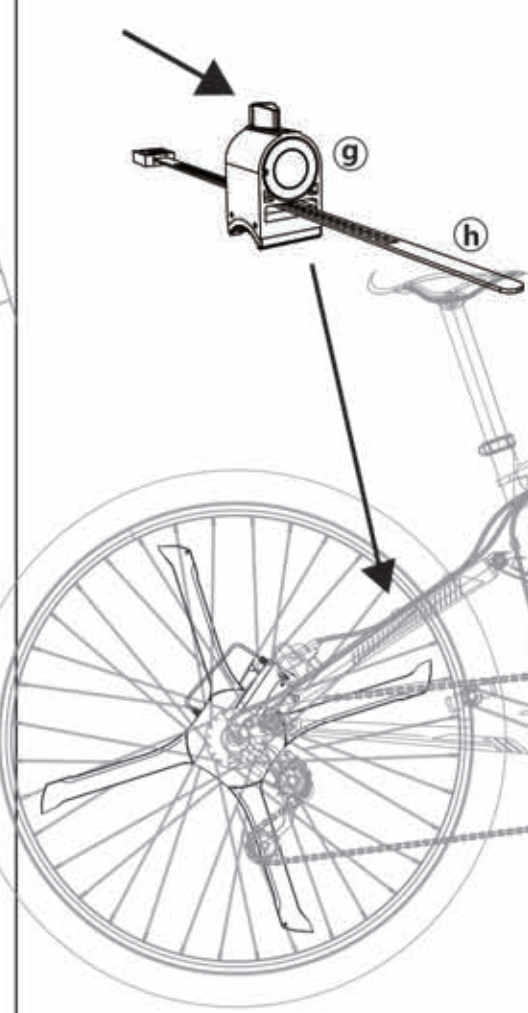


Step ⑥

Install the Magnetic Sensor.

① Align the small bump on the LED bar (where the Hall effect sensor is embedded) with the Magnetic Sensor. Note: Please keep the distance between the small bump on the LED bar and the Magnetic Sensor to be less than 3 cm. Tighten/untighten the screw to adjust the distance.

① After installation, turn the wheel and measure the distance from the Magnetic sensor to the fasteners to be at least 5 mm apart.

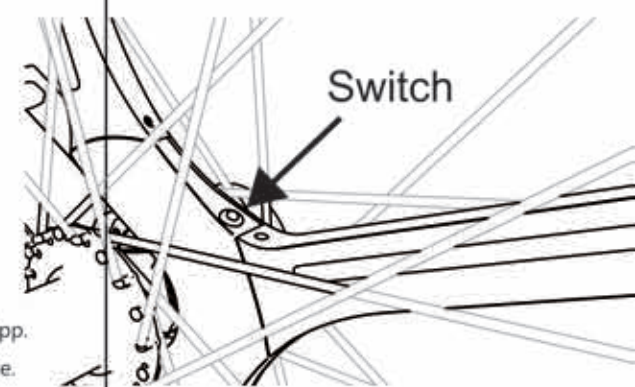


Step ⑦

Turn on the Balight Elite by pressing the power switch.

① Long press to pair with the Balight App.

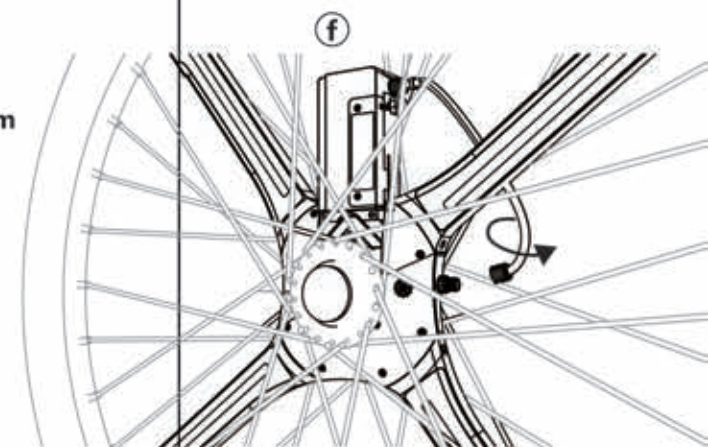
① Hold press to turn off the Balight Elite.



Charging the Battery

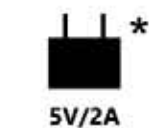
Step ①

Remove the Battery from the Balight Elite.



Step ②

Insert the Charging Cable into the port on the Battery.



* 5V/2A Charger is recommended. Any normal cell phone charger will also work.

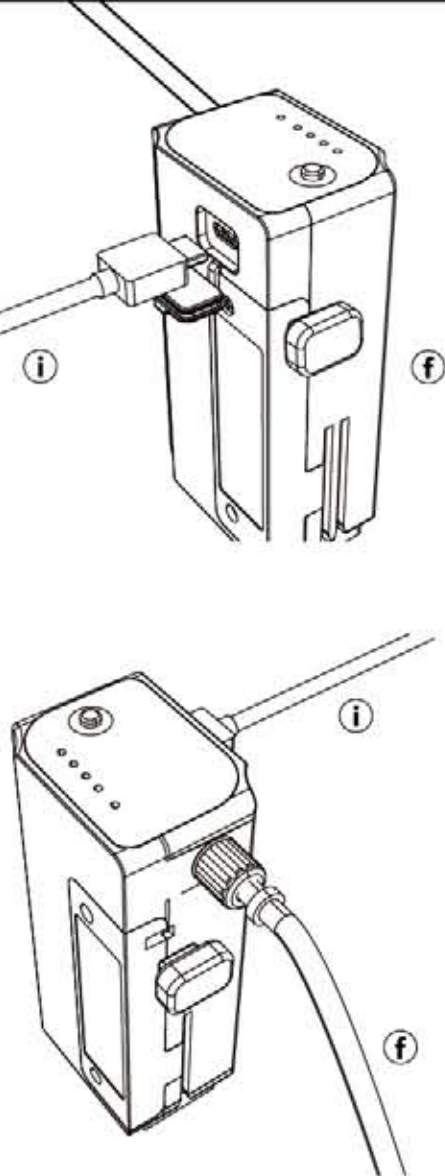
Step ③

The charging indicator light will turn on once power is detected and the Battery is charging.



Charge until the indicator light turns off.

① Take out the batteries if you do not use your Balight Elite for a long time.

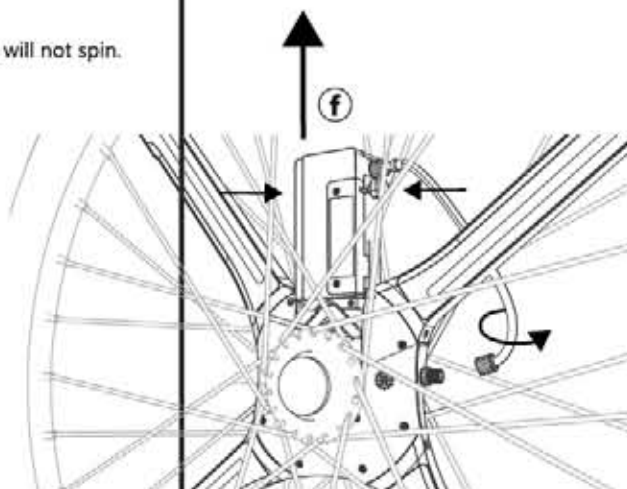


● Uninstallation

① Position your wheel so that it will not spin.

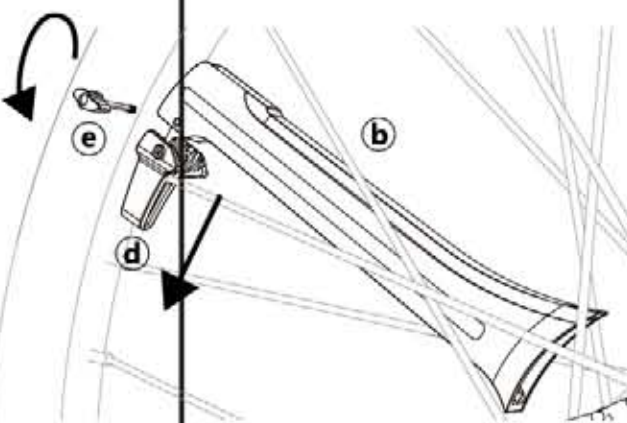
Step ①

Remove the Battery.



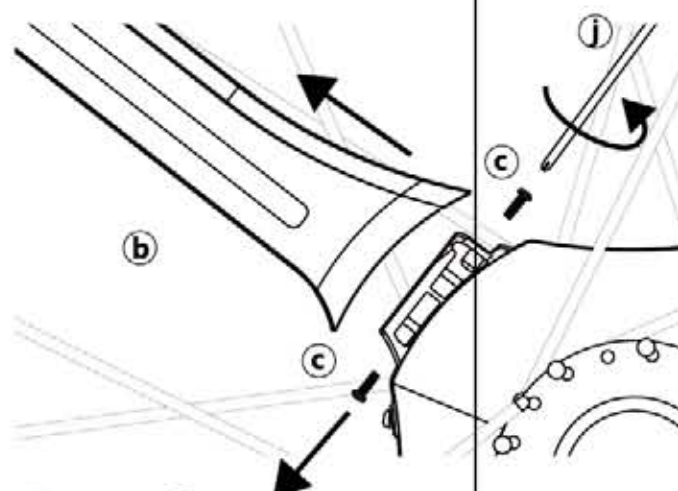
Step ②

Remove the Fasteners.



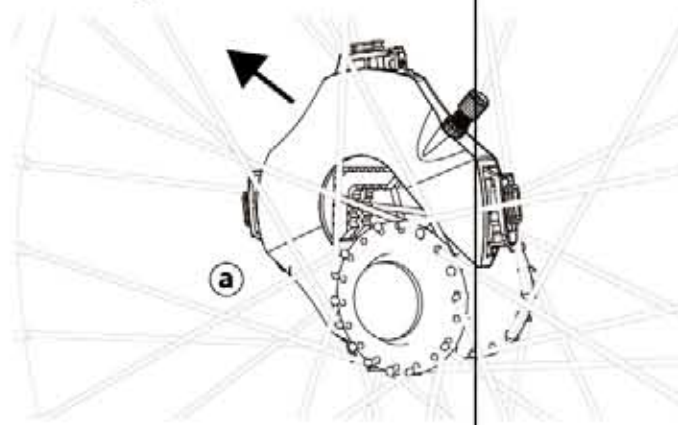
Step ③

Take off the LED Bar.



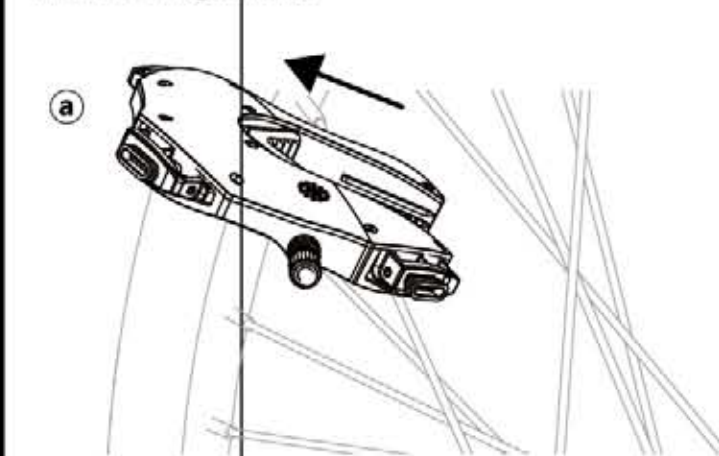
Step ④

Unfix Balight Elite.



Step ⑤

Take out Balight Elite.



Balight Limited Warranty Statement

WARRANTY COVERAGE

Balight's warranty obligations are limited to the terms set forth below: Balight warrants the hardware product (except battery) against defects in materials and workmanship under normal use for a period of ONE (1) YEAR from the date of original purchase; warrants rechargeable battery (if included) against defects in materials and workmanship under normal use for a period of SIX (6) MONTHS from the date of original purchase. The warranty extends only to the original purchaser. It is not transferable to anyone who subsequently purchases the product from you. It excludes all expendable parts such as packaging and accessories. During the warranty period, only under the circumstance that malfunction is caused by a product defect, at its option Balight will (1) repair the product without additional fee, or (2) replace the product without additional fee. Your Balight warranty period is recalculated upon the replacement or repair of the product.

OBTAINING WARRANTY SERVICE

The service should only be provided by Balight authorized service providers. Contact the Balight dealer from whom you purchased your product for more information. You may also visit our website www.balight.com to locate a Balight service provider.

The products need repair or replacement should be taken or sent to the Balight authorized service providers with INTACT PACKAGE. Warranty card or purchase invoice that is clearly dated should be provided.

EXCLUSIONS AND LIMITATIONS

This Limited Warranty applies only to the Product manufactured by or for Balight that can be identified by the "Balight" trademark, trade name, or logo

affixed to it. To authenticate balight products, the identification of balight authorized technicians shall prevail. The Limited Warranty does not apply to any (a) Balight products and services other than the Product, (b) non-Balight hardware product, (c) products not purchased from an authorized balight reseller, (d) consumables (such as primary batteries), or (e) software, even if packaged or sold with the Product or embedded in the Product.

This warranty does not apply to a Product or part of the Product that has been altered or modified (e.g., to alter functionality or capability) by anyone who is not a representative of Balight or if the Product is inserted or installed in a casing not provided by Balight. In addition, this Limited Warranty does not apply: (a) to damage or malfunction caused by use with non-Balight products; (b) to damage or malfunction caused by accident, abuse, misuse, flood, fire, earthquake or other external causes; (c) to damage or malfunction caused by operating, installing or storing the Product outside the permitted or intended guides described by Balight; (d) to damage or malfunction caused by service (including upgrades and expansions) performed by anyone who is not a representative of Balight; (e) to damage or malfunction caused by usage in bad weather such as rain, snow or storm, or in slippery or bumpy ground conditions; (f) to damage or malfunction caused by abnormally frequent disassembly and assembly; (g) to damage or malfunction caused by users who are not encouraged or recommended to use Balight, for instance, children and teenagers under age 16; (h) to those who fail to provide valid warranty certificate or purchase invoice or if the purchase invoice is not in accordance with the Balight product, or the purchase invoice has been defaced. Recovery and reinstallation of software programs and user data are not covered under this Limited Warranty.

No Balight reseller, agent, or employee is authorized to make any modification, extension, or addition to this Limited Warranty. If any term is held to be illegal or unenforceable, the legality or enforceability of the

remaining terms shall not be affected or impaired.

IMPLIED WARRANTIES

TO THE EXTENT ALLOWED BY THE LOCAL LAW OF JURISDICTIONS OUTSIDE THE UNITED STATES, BALIGHT DISCLAIMS ALL IMPLIED WARRANTIES OR CONDITIONS, INCLUDING ANY IMPLIED WARRANTIES OF MERCHANTABILITY AND FITNESS FOR A PARTICULAR PURPOSE. FOR ALL TRANSACTIONS OCCURRING IN THE UNITED STATES, EXCEPT TO THE EXTENT PROHIBITED BY APPLICABLE LAW, ALL IMPLIED WARRANTIES (INCLUDING WARRANTIES OF MERCHANTABILITY AND FITNESS FOR A PARTICULAR PURPOSE) SHALL BE LIMITED IN DURATION TO THE DURATION OF THIS LIMITED WARRANTY. Some jurisdictions do not allow limitations on the duration of an implied warranty, so the above limitation may not apply to you.

LIMITATION OF DAMAGES

EXCEPT TO THE EXTENT PROHIBITED BY APPLICABLE LAW, BALIGHT SHALL NOT BE LIABLE FOR ANY INCIDENTAL, INDIRECT, SPECIAL, CONSEQUENTIAL OR EXEMPLARY DAMAGES, INCLUDING BUT NOT LIMITED TO LOSS OF PROFITS, REVENUE OR DATA, RESULTING FROM ANY BREACH OF EXPRESS OR IMPLIED WARRANTY OR CONDITION, OR UNDER ANY OTHER LEGAL THEORY, EVEN IF BALIGHT HAS BEEN ADVISED OF THE POSSIBILITY OF SUCH DAMAGES. YOU EXPRESSLY UNDERSTAND AND AGREE THAT TO THE MAXIMUM EXTENT PERMITTED BY LAW, BALIGHT TOTAL LIABILITY IN CONNECTION WITH BALIGHT PRODUCTS OR THIS LIMITED WARRANTY WILL NOT EXCEED THE PURCHASE PRICE THAT YOU ACTUALLY PAID FOR YOUR BALIGHT PRODUCTS. Some jurisdictions do not allow the exclusion or limitation of special, indirect, incidental or consequential damages, so the above limitation or exclusion may not apply to you.

NATIONAL STATUTORY RIGHTS

Consumers in some jurisdictions may have legal rights

under applicable national legislation governing the sale of consumer goods, including, without limitation, national laws implementing EC Directive 99/44. These rights are not affected by the warranties in this Limited Warranty.

CONSUMER PAID SERVICE

Balight also provides our consumers with an optional consumers paid repair service for products that do not meet the conditions of our WARRANTY COVERAGE. For the paid repair services we offer, you will be charged for diagnostics, labor, materials, tax, repair and delivery. If you request not to proceed with these repair services, you will be liable for payment of return delivery of your product(s), as well as the cost of diagnosis. We will tell you what these costs will be, before you return a product to us for diagnosis.

Consumers Paid Repair Service will include the following:
a.Products that are no longer covered under the Balight WARRANTY COVERAGE, EXCLUSIONS AND LIMITATIONS.
b.All other situations that do not meet with the conditions pursuant to the Balight WARRANTY COVERAGE, EXCLUSIONS AND LIMITATIONS.

FCC Statement

NOTE: This equipment has been tested and found to comply with the limits for a Class B digital device, pursuant to part 15 of the FCC Rules. These limits are designed to provide reasonable protection against harmful interference in a residential installation. This equipment generates, uses and can radiate radio frequency energy and, if not installed and used in accordance with the instructions, may cause harmful interference to radio communications. However, there is no guarantee that interference will not occur in a particular installation. If this equipment does cause harmful interference to radio or television reception, which can be determined by turning the equipment off and on, the user is encouraged to try to correct the interference by one or more of the following measures:
—Reorient or relocate the receiving antenna.

—Increase the separation between the equipment and receiver.
—Connect the equipment into an outlet on a circuit different from that to which the receiver is connected.
—Consult the dealer or an experienced radio/TV technician for help.

This device complies with part 15 of the FCC rules. Operation is subject to the following two conditions:
(1) this device may not cause harmful interference, and
(2) this device must accept any interference received, including interference that may cause undesired operation.
Changes or modifications to this unit not expressly approved by the party responsible for compliance could void the user's authority to operate the equipment.

FCC ID: 2AJMHBALIGHT-E1

IC Statement

This device complies with Industry Canada licence-exempt RSS standard(s). Operation is subject to the following two conditions:

(1) this device may not cause interference, and
(2) this device must accept any interference, including interference that may cause undesired operation of the device.

Le présent appareil est conforme aux CNR d'Industrie Canada applicables aux appareils radio exempts de licence. L'exploitation est autorisée aux deux conditions suivantes :

(1) l'appareil ne doit pas produire de brouillage, et
(2) l'utilisateur de l'appareil doit accepter tout brouillage radioélectrique subi, même si le brouillage est susceptible d'en compromettre le fonctionnement.

RoHS-2 Certificate of Compliance

Balight certifies that all of its products are RoHS-2 compliant without exemptions. All products conform to the requirements of the European Union's Restriction on Use of Hazardous Substances in Electrical and Electronic Equipment (RoHS) Directive, 2011/65/EU. Balight defines "RoHS Compliant" to mean that banned

substances are not added during the manufacturing process and finished products have upper concentrations within RoHS acceptable limits
Material declaration for Balight products is as follows:

Material/Substance	Threshold level
Cadmium/Cadmium compounds	<100 ppm
Hexavalent Chromium/Hexavalent Chromium Compounds	<1000 ppm
Lead/Lead Compounds	<1000 ppm
Mercury/Mercury Compounds	<1000 ppm
Polybrominated Biphenyls	<1000 ppm
Polybrominated Diphenylethers	<1000 ppm
Deca BDE	<1000 ppm

Disposal and recycling information

The symbol on its packaging signifies that this product must be disposed of separately from ordinary household wastes at its end of life. Please kindly be aware that it is your responsibility to dispose of electronic equipment at recycling centers to help conserve natural resources.
Each country in the European Union should have its collection centers for electrical and electronic equipment recycling. For information about your recycling drop off point, please contact your local related electrical and electronic equipment waste management authority or the retailer where you bought the product.
• Do not dispose of your Balight product with household waste
• Disposal of the packaging and your Balight product should be done in accordance with local regulations.
• Batteries are not to be disposed of in the municipal waste stream and require separate collection.

Manufacturer Name

Shenzhen NewVator Technology Co.,Ltd

Manufacturer Address

5th Floor, Block 17, Maker Town, No.1201 Liuxian Road, Nanshan District, Shenzhen, China

Scan to Download App



Available on iPhone®



Available on Android™

• iPhone® is a trademark of Apple Inc.
• Android™ is a trademark of Google Inc.

Address

5th Floor, Block 17, Maker Town, No.1201 Liuxian Road, Nanshan District, Shenzhen, China

E-mail: sales@balight.com support@balight.com

www.balight.com

FCC Warning:

This equipment has been tested and found to comply with the limits for a Class B digital device, pursuant to part 15 of the FCC Rules. These limits are designed to provide reasonable protection against harmful interference in a residential installation. This equipment generates, uses and can radiate radio frequency energy and, if not installed and used in accordance with the instructions, may cause harmful interference to radio communications. However, there is no guarantee that interference will not occur in a particular installation. If this equipment does cause harmful interference to radio or television reception, which can be determined by turning the equipment off and on, the user is encouraged to try to correct the interference by one or more of the following measures:

- Reorient or relocate the receiving antenna.
- Increase the separation between the equipment and receiver.
- Connect the equipment into an outlet on a circuit different from that to which the receiver is connected.
- Consult the dealer or an experienced radio/TV technician for help.

Caution: Any changes or modifications to this device not explicitly approved by manufacturer could void your authority to operate this equipment.

This device complies with part 15 of the FCC Rules. Operation is subject to the following two conditions: (1) This device may not cause harmful interference, and (2) this device must accept any interference received, including interference that may cause undesired operation.

The device has been evaluated to meet general RF exposure requirement. The device can be used in portable exposure condition without restriction.