
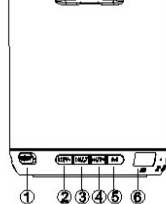


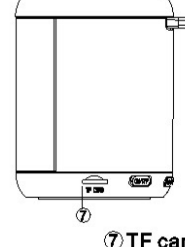
A1



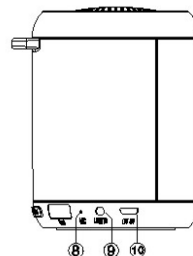
WIRELESS SPEAKER



- ① ON/OFF Button
- ② Prev/Volume-Button
- ③ Play, Pause, Telephone, Station search key
- ④ Next/Volume+ Button
- ⑤ Mode switch
- ⑥ USB

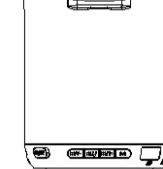


⑦ TF card



- ⑧ Mic input
- ⑨ 3.5mm audio input line
- ⑩ USB power input

- 1 -



① Turn the speaker

Turn on the speaker, the speaker will has automatically enter into the BT mode.

② Connect to mobile devices

Turn on BT option in mobile device, select (A8) in the mobile device, the speaker will has beep sound after successful connection.

Subsequent use, just keep the mobile device's BT turned on, it can automatically connect.

Other instructins

Connect to new mobile device

If the current device with the speaker is connected, you need to disconnect the current device BT, then use the new mobile device to connect the speaker.

- 2 -

Instructions for use

【ON/OFF】

ON/OFF Button

Press "ON" to turn on the speaker. Press "OFF" to turn off the speaker.

【Prev/Vol-】

Prev/Volume-Button

When play or pause in BT /TF card/USB Mode, short press to previous music.

When in FM mode, short press to previous radio station.

In any mode, long press to reduce the volume, it will prompted "beep" sound at the minimum volume.

【Next/Vol+】

Next/Volume+ Button

When paly or pause in BT/TF Card/USB Mode, short press to next music.

When in FM mode, short press to next radio station.

In any mode, long press to increase the volume, it will prompted "beep" sound the maximum volume.

【Play/Pause/Phone/Station】

Play, Pause, Telephone, Station search key

When in BT, TF card, USB music palyback mode, short press are tentative, short again press the play.

【Mode】

Mode switch, LED spectrum lamp Button

Press this button to switch BT mode, TF card, USB, Radio, LINE IN (BT call duration invalid).

When without TF card, USB, 3.5mm audio input line, press this button only switch between BT and FM Mode.

Short press to open, switch, close the LED spectrum function.

Technical parameter

Loudspeaker Output	3W (4ohm, THD<1%)
Speaker	φ 40mm
BT Version	V3.0+EDR
Frequency response range (-10db)	90Hz-20KHz
Battery Voltage/Capacity	800mAh 3.7V
Battery Charge Time	2.5hours

FCC STATEMENT :

This device complies with Part 15 of the FCC Rules. Operation is subject to the following two conditions:

- (1) This device may not cause harmful interference, and
- (2) This device must accept any interference received, including interference that may cause undesired operation.

Warning: Changes or modifications not expressly approved by the party responsible for compliance could void the user's authority to operate the equipment.

NOTE: This equipment has been tested and found to comply with the limits for a Class B digital device, pursuant to Part 15 of the FCC Rules. These limits are designed to provide reasonable protection against harmful interference in a residential installation. This equipment generates uses and can radiate radio frequency energy and, if not installed and used in accordance with the instructions, may cause harmful interference to radio communications. However, there is no guarantee that interference will not occur in a particular installation. If this equipment does cause harmful interference to radio or television reception, which can be determined by turning the equipment off and on, the user is encouraged to try to correct the interference by one or more of the following measures:

Reorient or relocate the receiving antenna.

Increase the separation between the equipment and receiver.

Connect the equipment into an outlet on a circuit different from that to which the receiver is connected.

Consult the dealer or an experienced radio/TV technician for help.

RF warning statement:

The device has been evaluated to meet general RF exposure requirement. The device can be used in portable exposure condition without restriction.