

## Test setup photos


- **Part 15.209 (WPT)**
- Below 30 MHz (9 kHz ~ 30 MHz)




- Below 1 GHz (30 MHz ~ 1 GHz)




- Conducted emission



- MPE
- Front




- Rear







- Left




- Right



- Top




- Bottem



- **Part 15.247 (BLE)**
- Below 30 MHz (9 kHz ~ 30 MHz)




- Below 1 GHz (30 MHz ~ 1 GHz)






- Above 1 GHz (1 GHz ~ 18 GHz)



- Above 18 GHz (18 GHz ~ 26.5 GHz)



- Conducted emission

