

# User Guide

Shenzhen yourpet smart equipment co., LTD

# 1.Product Backgroud

More and more scientific demand of pet feeding method ,the pet is easy to be feed in a bad way ;like not eat enough or too much , However, this situation is extremely hard to control and find out the good solution ,yourpet bowl is changed frequently .it cost a lot of time and money : such as bad materials or easy broken .

Spend much time and energy : it cost much time to take care of the pets and feed pets in our fast-paced life .but this intelligent control technology will help the pet owners a lot .

## 2.Product Presentation .

Yourpet Bowl ,a smart pet's bowl which can realized the scientific diet control through APP by cell phone .

## 3.Product features

Accurate weighting :

Easy washing; good habit to washing frequently , keep the cleaning and comfortable .

Food grade ABS :

take care pets as baby .

Crush resistance and strong,:

do a solid loyal bowl

Upload data:

not a simple weighing

Healthy diet analysis : know how much the pet eat

Abnormal diet to remind : effective to prevent improper diet

## 4.Function Introduction


### Summary

Compare with ordinary pet bowl . this one have weighting and Bluetooth features . Pet owners can use it to realize the scientific diet management through APP by cell-phone .

有宠智能

## Specification

## Hardware



Chassis : loaded the inner container including weighting and Bluetooth module .

Inner container : storage food .

Touch switch : integrated switch .

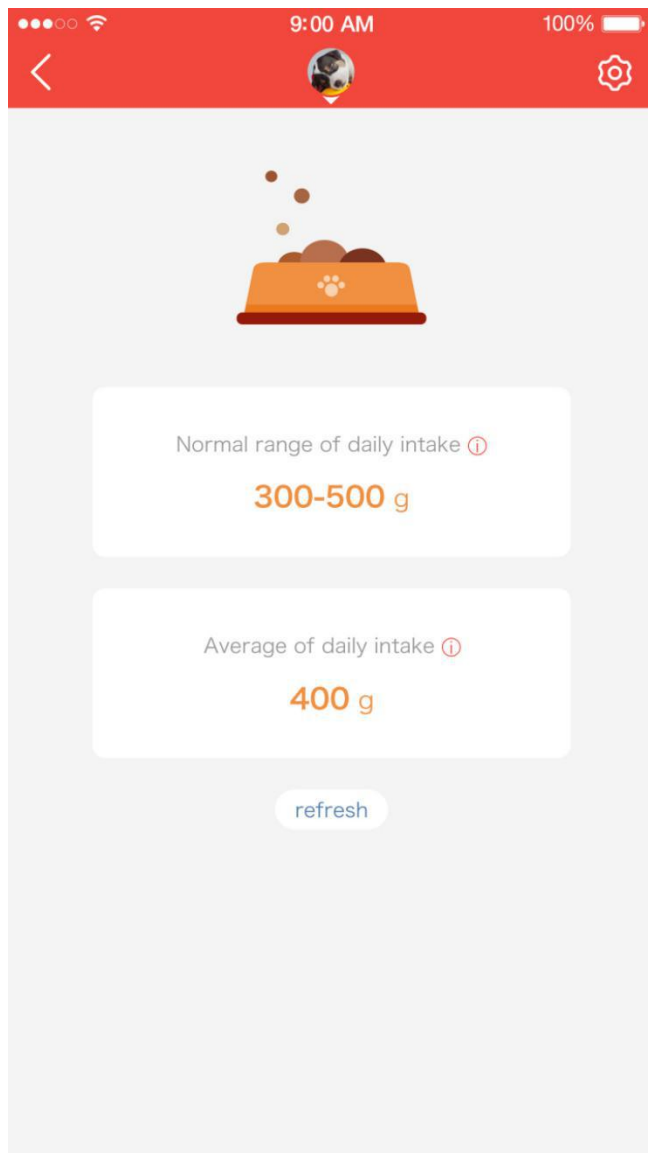
Weight display : display the weight of food

## 2 major features

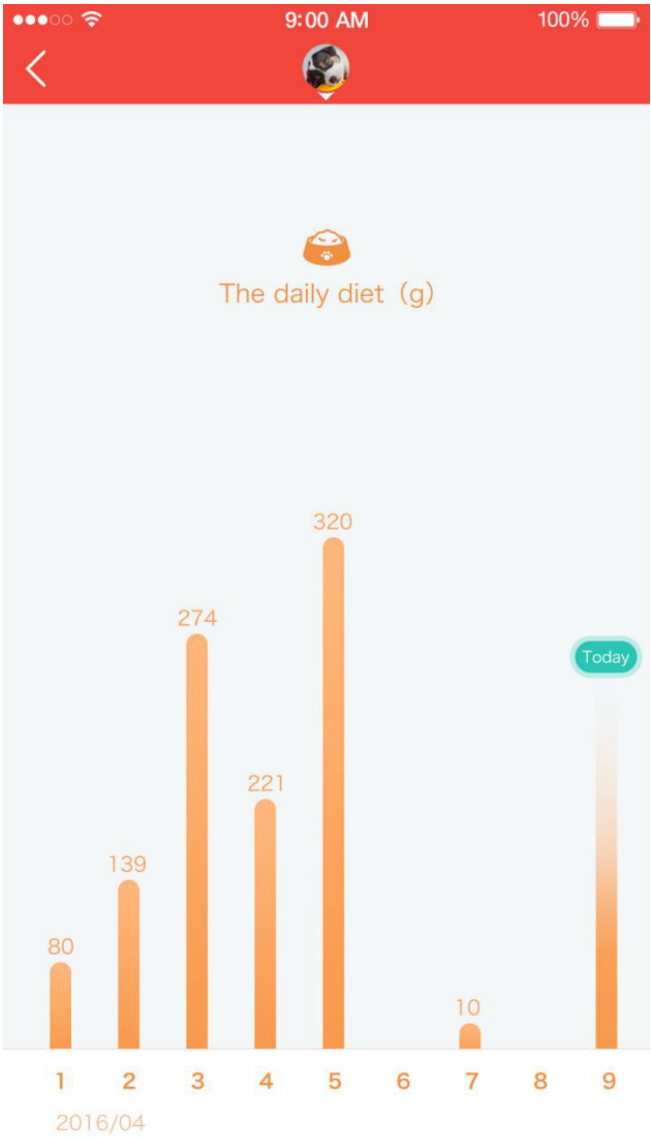
Accurate weighting : recording daily capacity for eating with the precise inductor and algorithm.

Bluetooth: transfer data in a real time ; remote data saving and Auto-Sync .

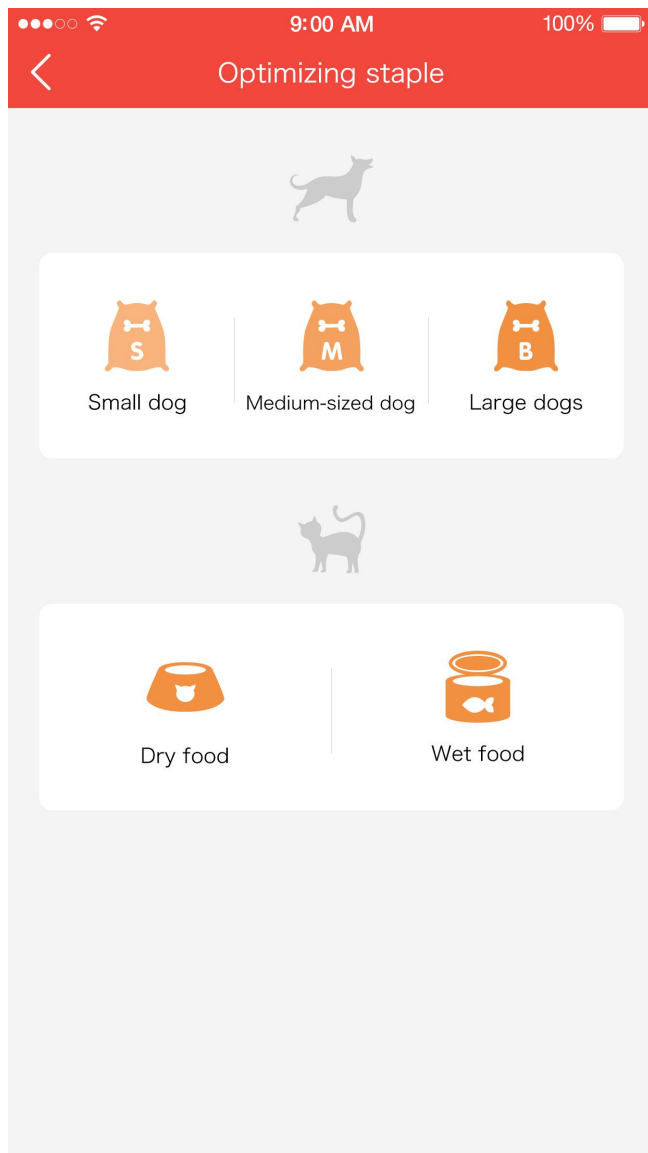
## APP features



Feeding instruction : checking daily food consumption normal range and average value .set up the fluctuating parameters.



Daily statistics: count daily food consumption .



Select Main food : food selection management ,

## 5.specification and parameters .

model name : YCXW1-W

Color : white

size : 220X220X92 mm

capacity : 500ml

battery : dry battery

有宠智能

maximum weighting range : 2000g ( 4.4pound )

material : the food grade ABS

system requirement : Andriod4.3 and above、 ios7.0 and above

## 6. Announcement

- 1.Do not exceed 2000kg on running .
- 2.More accurate if ruing at the horizontal position
- 3.Remove the peel before use
- 4.Keep the inner clean
- 5.Keep the inner dry before put in the chassis .
- 6.Default factory setting is g .change it in the APP .
- 7.Red light means low power . plz note change the battery .
- 8.Please don't put the product in to fridge and heating environment . operation temperature range from 0 to 40°C.

## 7. Instruction

Install battery : open the cover at the bottom . install 2 7# battery .

Switch on : press the button continued for 3 seconds until the screen display "0000"

Remove peel : press the button (put in food ) continued for 1 second until the screen display "0000"

Switch off: press the button continued for 3 seconds until light down

Power save mode : automatic shut down the screen when no changes in 10 seconds .

Bluetooth sync : please scan the barcode to download the APP .. you can have more features and wonderful experience



( Download APP )

## 8. Questions and Answers

Q : Does the product has waterproof ?

A : Screen and switch are waterproof not chassis . please running in the dry environment ,

Q : what's the switch used for ?

A : Switch on and off to Press the button continued for 3 seconds .continued for 1second to remove peel .

Q : Can product connect with Bluetooth ?

A : Yes , plz keep the phone connect the Bluetooth within 10m. follow the APP instruction to bound the phone , after the first binding ,the device will be auto-connected and auto-sync data .

Q : life-time of battery ?

A : Half year valid (3 times/day , 5minutes/time) .

## 9. After-service

### One、 Warranty

1.7 days from the purchase date. if any product quality issues, you can refund or replace same products according to the invoice .

2.15 days from the purchase date . if any quality issues , you can change freely .

3.Warranty service with 12 moth from the purchase date .

### Two、 non-warranty

1.no service assurance or exceed “three guarantees” valid date .

2.Not follow the instruction to use ,maintain , storage which cause the damage and damaged by self-repair .

3.Damage caused by force majeure.

4.Fading and normal depletion during the use.



## 10.contact information

Company name : Shenzhen yourpet smart equipment co., LTD

Website : <http://smart.yc.cn>

Hot line : 400-860-6633

Email : [service-sz@yc.cn](mailto:service-sz@yc.cn)

## 11.Regulatory Conformance

Hereby, Shenzhen yourpet smart equipment co., LTD declares that this device is in compliance with the essential requirements and other relevant provisions of Directive 1999/5/EC.

For the declaration of conformity, visit the Web site <http://smart.yc.cn>

C € 0700

Notice: Observe the national local regulations in the location where the device is to be used. This device may be restricted for use in some or all member states of the European Union (EU).

## 12.FCC Statement

1. This device complies with Part 15 of the FCC Rules. Operation is subject to the following two

conditions:

(1) This device may not cause harmful interference.

(2) This device must accept any interference received, including interference that may cause

undesired operation.

2. Changes or modifications not expressly approved by the party responsible for compliance could

void the user's authority to operate the equipment.

NOTE: This equipment has been tested and found to comply with the limits for a Class B digital device, pursuant to part 15 of the FCC Rules. These limits are designed to provide reasonable protection against harmful interference in a residential installation.

This equipment generates uses and can radiate radio frequency energy and, if not installed and used in accordance with the instructions, may cause harmful interference to radio communications. However, there is no guarantee that interference will not occur in a particular installation. If this equipment does cause harmful interference to radio or television reception, which can be determined by turning the equipment off and on, the user is encouraged to try to correct the interference by one or more of the following measures:

- Reorient or relocate the receiving antenna.
- Increase the separation between the equipment and receiver.
- Connect the equipment into an outlet on a circuit different from that to which the receiver is connected.
- Consult the dealer or an experienced radio/TV technician for help

### **RF Exposure Statement**

This equipment complies with FCC radiation exposure limits set forth for an uncontrolled environment. This equipment should be installed and operated with minimum distance of 20 cm between the radiator and your body.