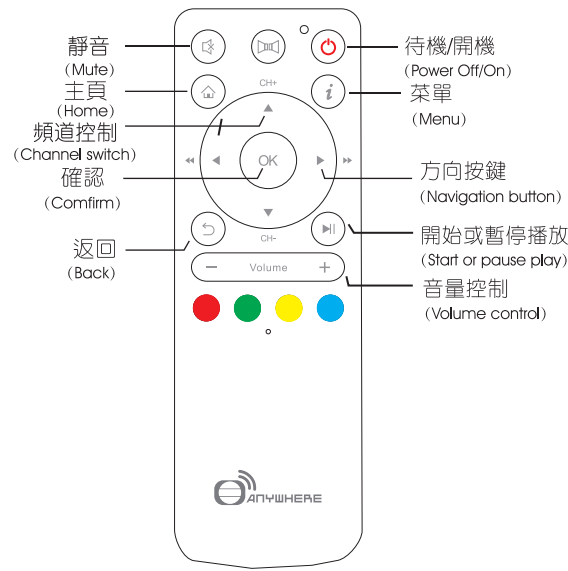
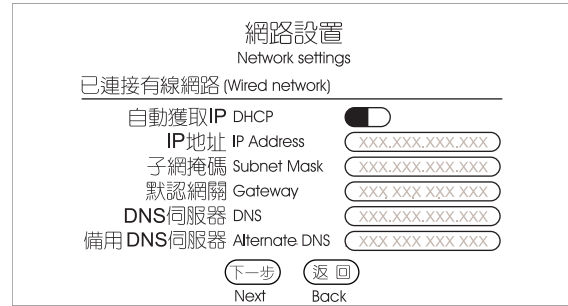


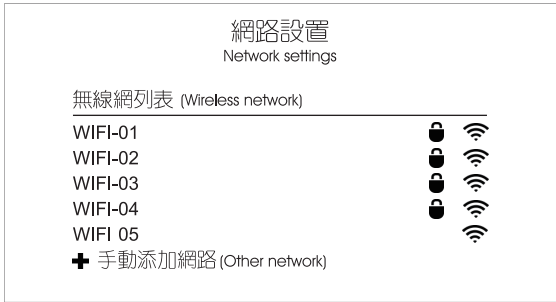
遙控器功能 Remote control function



網路設置 Network settings



- 若您使用無線網路則自動進入無線網路設置頁面。
  - 若您使用有線網路並已連接網線且網路暢通，則會自動進入有線網路設置頁面。
  - If you use wireless connection, then enter WiFi settings.
  - If you use wired network, already connect with network cable and network works well, then enter wired network settings.
- A、有線網路連接 (Wired Connection)
- 將機頂盒連接網線。
  - 網路連通後會自動進入有線網路設置頁面，直接點擊 下一步 即可。如有需要也可切換為手動設置IP地址等信息。
  - Connect TV set top box to internet with a internet cable.
  - Simply click next for automatic configuration, and you're all set. You may also use manual IP configuration by turning on the DHCP button.



- B、無線網路連接 (Wireless Connection)
- 選擇無線列表中您家中的無線網路名稱，鎖標為有密碼認證。
  - 輸入密碼點擊畫面中“OK”按鈕，網路連通後自動進入下一步
  - 如有需要也可手動添加無線網路。
  - Select your wifi name from the wireless network list, the lock icon means password needed.
  - Input password and then click "OK", it will automatically enter next step if connected.
  - Also you may manually add a wireless network if needed.
- This device complies with Part 15 of the FCC Rules. Operation is subject to the following two conditions:(1) this device may not cause harmful interference, and (2)this device must accept any interference received, including interferencethat may cause undesired operation.

FCC Statement  
This equipment has been tested and found to comply with the limits for a Class B digital device, pursuant to Part 15 of the FCC Rules. These limits are designed to provide reasonable protection against harmful interference in a residential installation. This equipment generates uses and can radiate radio frequency energy and, if not installed and used in accordance with the instructions, may cause harmful interference to radio communications. However, there is no guarantee that interference will not occur in a particular installation. If this equipment does cause harmful interference to radio or television reception, which can be determined by turning the equipment off and on, the user is encouraged to try to correct the interference by one or more of the following measures:  
-- Reorient or relocate the receiving antenna.  
-- Increase the separation between the equipment and receiver.  
-- Connect the equipment into an outlet on a circuit different from that to which the receiver is connected.  
-- Consult the dealer or an experienced radio/TV technician for help.

This device complies with part 15 of the FCC Rules. Operation is subject to the following two conditions:  
(1) This device may not cause harmful interference, and (2) this device must accept any interference received, including interference that may cause undesired operation.

Changes or modifications not expressly approved by the party responsible for compliance could void the user's authority to operate the equipment.  
**The distance between user and device should be no less than 20cm.**

IC STATEMENT  
This device complies with Industry Canada licence-exempt RSS standard(s). Operation is subject to the following two conditions: (1) this device may not cause interference, and (2) this device must accept any interference, including interference that may cause undesired operation of the device.

Le pr é sent appareil est conforme aux CNR d'Industrie Canada applicables aux appareils radio exempts de licence. L'exploitation est autoris é e aux deux conditions suivantes : (1) l'appareil ne doit pas produire de brouillage, et (2) l'utilisateur de l'appareil doit accepter tout brouillage radio é lectrique subi, m é me si le brouillage est susceptible d'en compromettre le fonctionnement.

The distance between user and device should be no less than 20cm.  
la distance entre l'utilisation et l'appareil ne doit pas é tre inf é rieure à 20 cm

