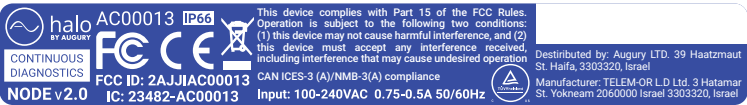
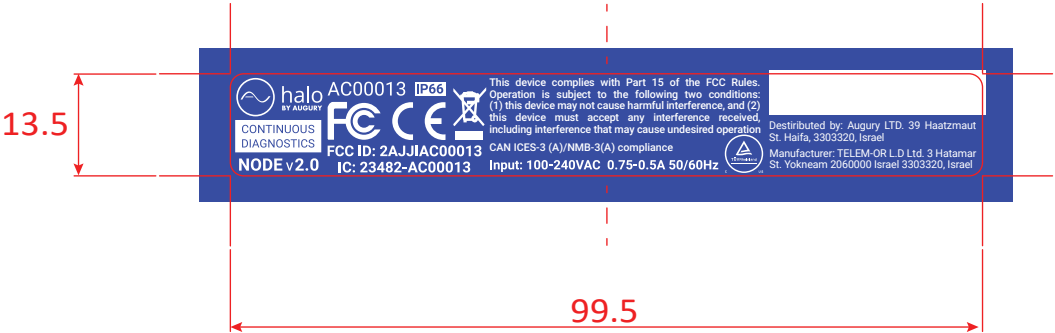


REV.	DESCRIPTION	DATE	NAME	APPROV
A-0	Release for production	04.11.18	SH.W.	SH.W.
A-2	add FCC and IC text	08.11.18	SH.W.	SH.W.
A-3	1. Add the cTUVus symbol in the label as attached. 2. Ensure CE mark was min. 5mm height, and WEEE mark with the bar was min. 7mm height. 3. Add the IP66 number as the degree of protection against ingress. 4. Add Full postal Address of Manufacturer, 5. Add Full Importer Name and postal address	14.11.18	SH.W.	SH.W.




Referance of finished artical



Pink line = Cutting outline

Graphics  
Text: White  
Background: PANTONE 2747

This document contains proprietary information by Augury.  
Do not use or distribute this document without prior authorization in writing from Augury.

		PROJECT halo		MANUFACTURER :					
				MATERIAL : Water resistance, sticker					
PART NO.  LB00013				COLOR : see graphics, White					
				SURFACE FINISH : OUTSIDE: MAT INSIDE: -				NAME	DATE
DESIGNED		SH.W	29.07.18						
DRAFT		SH.W	29.07.18						
CHECKED		SH.W	29.07.18						
DESCRIPTION: Node 2.0 identification sticker		PART REV: A-2		SCALE: 1:1		APPROVED	SH.W	29.07.18	
SHEET 1 OF 1		Page size A3		DIM mm					