


10 Safety&Attention



⚠ Please be slow down or walk when you are in bad road.

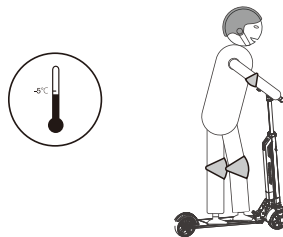


14

⚠ No urgent acceleration and scam.




⚠ Do not recommend using F0 when raining or freezing; if you must use, you should ensure that your speed is under 10km/h, and you don't slam the brakes to avoid tumbling.

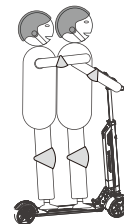


⚠ Do not use the product in the lower than -5 °C environment.

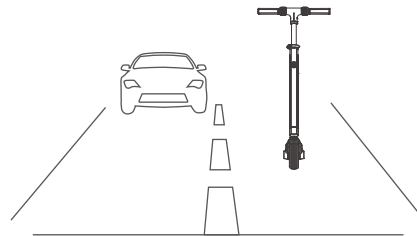
11 Don't try dangerous action



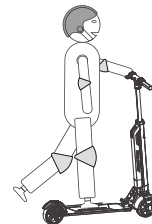
⊗ No juveniles



⊗ No more than one person

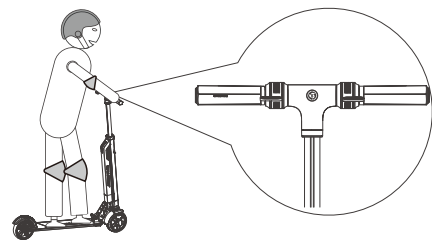


⊗ No riding in a motor vehicle or in place of violation of laws.




⊗ No dangerous action or single hand in riding.

15



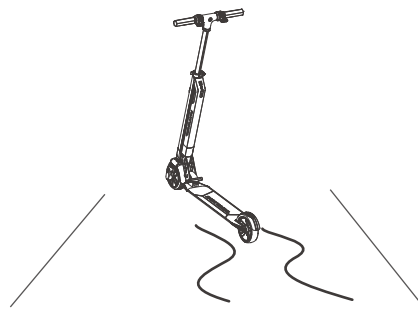
⊗ No riding up and power shutdown



⊗ No riding with downstep or up step



⊗ No riding in water more than 2cm



⊗ No riding at slippery road

12 Safety

- Please avoid to ride the device under if light is not enough.
- Please keep relax pose to ride this device.
- Riding backward is very dangerous,do not try to do it,because the device does not support it.

Initiative protection action:

Please read this manual carefully,understand and accept the contents.

- Do not let other people to ride your device unless who has already read and understand this manual.
- Please keep to wear helmets and protective devices all the way during riding.
- Do not ride this device with bad health.
- Please charge the device in time if power light twinkle frequently.
- Do not hold up the device from the wheel to avoid unnecessary damage of your hands.
- Please check the device carefully before riding.

Please accelerate the device slowly to avoid unbanlance or dangerous,most of the dangerous happened under this situation.

May some accident will happen during riding,so, please ride the device carefully,our company will be not responsilbe for the hurt if people who do not comply with this manual.

WARNING – Risk of Fire – No User Serviceable Parts

13 Maintenance

F0 body has stains, you can use soft cloth with little water wiping; if it is difficult to clean the stain, you can use toothpaste and toothbrush clean, then use wet cloth clean.

Tips: Don't use alcohol, petrol, kerosene or other corrosive and volatile chemical solvent, otherwise appearance and inner structures will be badly damaged. Don't use pressure gun spray.

When not in use, the storage of F0 is dry and cool place, don't put it in the outdoor for a long time. The sun/ hot/ cold outdoor environment will accelerate aging of F0 appearance, tire and battery.

F0 battery Maintenance

Don't put battery in the more than 50℃ or less than -20℃ environment(such as, please do not lay F0 or battery on the car under the summer sun). Don't put the battery into fire, it caused battery failure, overheating, even fire. Other battery maintenance please refer to battery brand under the body.

As far as possible to avoid power fully draining, please charge in time, extend the life of battery. In addition, battery will achieve extended range and high performance in the normal temperature; if you use F0 under 0℃, extended range and performance of battery will decline.

14 Warranty

The warranty does not cover certain situations, including, but not limited to, the following:

Malfunction due to misuse

Expired warranty

Discrepancy between warranty card, proof of purchase, and product.

Product that has been disassembled, or repaired by anyone who is not authorized by FastWheel.

Damage caused by accident, abuse, or misuse, such as mechanical failure, damage due to dropping, or extreme rust.

Damage caused by exceeding weight limits, riding over barriers(such as riding down a flight of stairs or falling over) or engaging in extreme sports.

Other malfunction or damage not caused by design, technology, manufacturing or quality issues.

Please keep the warranty card and invoice as evidence.

We will follow up above items if device damaged without human.

15 Return and exchange

- ① Customer can call our hot line(4008621112) to get service, or contact our agency to get help.
- ② If device need to retun back to factory,please contact local agency.
- ③ We will analyze quality issue which complained by customer within three days,include root cause,corrective action,expense,reponsibility etc..
- ④ We will repair and provide good unit within seven days if customer has no any objection for the analysis result.
- ⑤ Please send back the warranty card at the same time when you want to exchange or return the device.

Storage and Disposal: Regulations vary for different countries , disposed in accordance with local regulations.

16 Following situation will be out of warranty

- ①、 Customer do not follrow up this manual and damage the device.
- ②、 Device expired the warranty time.
- ③、 No warranty card or invoice or model name can not match device self.
- ④、 Device repaired by other people who did not get empowerment from our company.
- ⑤、 Accident or human damage the device such as mechanical damage,drop down etc.
- ⑥、 Overload or over obstacle(include but not limit down step and drop).
- ⑦、 The appearance damage should be out of warranty

17 F0 Specifications

Index	item	F0 electric scooter
size	Folding (mm)	843*425*260
	Height (mm)	1100
weight	Maxium Load (kg)	120
	Net weight (kg)	9.8
Riding	For age(year)	16~50
	For height(cm)	120~200
Scooter	Max speed(km/h)	25~30
	Distance(km)	15~20(Standard)/20~25(High-end)
	Max Gradeability	15Deg
	Working Temp.	-10℃~50℃
	Waterproof Grade	IP54
Battery	Rated Voltage(V)	36
	Max Charged Voltage(V)	42
	Capacity(AH)	4.4(Standard)/5.8(High-end)
Motor	Rated Power(W)	250
	Max Power(W)	630
Charger	Rated Power(W)	63
	AC Power (V)	100~240AC (50/60HZ)
	DC Power (V)	42 DC
	Current (A)	1.5
	Charging Time(Hr.)	About3

18 FCC Caution.

§ 15.19 Labelling requirements.
This device complies with part 15 of the FCC Rules. Operation is subject to the following two conditions: (1) This device may not cause harmful interference, and (2) this device must accept any interference received, including interference that may cause undesired operation.

§ 15.21 Information to user.
Any Changes or modifications not expressly approved by the party responsible for compliance could void the user's authority to operate the equipment.

§ 15.105 Information to the user.
Note: This equipment has been tested and found to comply with the limits for a Class B digital device, pursuant to part 15 of the FCC Rules. These limits are designed to provide reasonable protection against harmful interference in a residential installation. This equipment generates uses and can radiate radio frequency energy and, if not installed and used in accordance with the instructions, may cause harmful interference to radio communications. However, there is no guarantee that interference will not occur in a particular installation. If this equipment does cause harmful interference to radio or television reception, which can be determined by turning the equipment off and on, the user is encouraged to try to correct the interference by one or more of the following measures:

- Reorient or relocate the receiving antenna.
- Increase the separation between the equipment and receiver.
- Connect the equipment into an outlet on a circuit different from that to which the receiver is connected.
- Consult the dealer or an experienced radio/TV technician for help.

18 Contact us

If you have any questions related to the product's operation, maintenance, warranty, safety, or if you want to provide feedback to the manufacturer about product malfunctions, you may contact us by any of the methods listed below. We are happy to assist you.

An official QR code is located on the back of this user manual. Scanning the QR code with your mobile device will direct you to Kuailun's official website, where you can obtain the latest information about the product.

Please contact your dealer directly for after-sales service. Or you can contact KUAILUN by filling in the feedback form on the KUAILUN website at www.kuailun.com.

Company: Nanjing Kuailun Intelligent Technology Co. Ltd.

Add: 15, Xingzhi science and technology Park, Qixia District, Nanjing, China, 210038