



Test Report No.	16021089-FCC-R1
Page	36 of 52


Annex B.ii. Photograph: EUT Internal Photo




PCB1 – Front View



PCB1 – Rear View




PCB2 – Front View




PCB2 – Rear View

Test Report No.	16021089-FCC-R1
Page	38 of 52




PCB3 – Front View




PCB3 – Rear View



Test Report No.	16021089-FCC-R1
Page	39 of 52




PCB4 – Front View




PCB4 – Rear View

Test Report No.	16021089-FCC-R1
Page	40 of 52




PCB5 – Front View




PCB5 – Rear View

Test Report No.	16021089-FCC-R1
Page	41 of 52




PCB6 – Front View




PCB6 – Rear View

Test Report No.	16021089-FCC-R1
Page	42 of 52




PCB7 – Front View




PCB7 – Rear View



Test Report No.	16021089-FCC-R1
Page	43 of 52




PCB8 – Front View




PCB8 – Rear View






PCB9 – Front View



PCB9 – Rear View

Test Report No.	16021089-FCC-R1
Page	45 of 52



Antenna – Front View