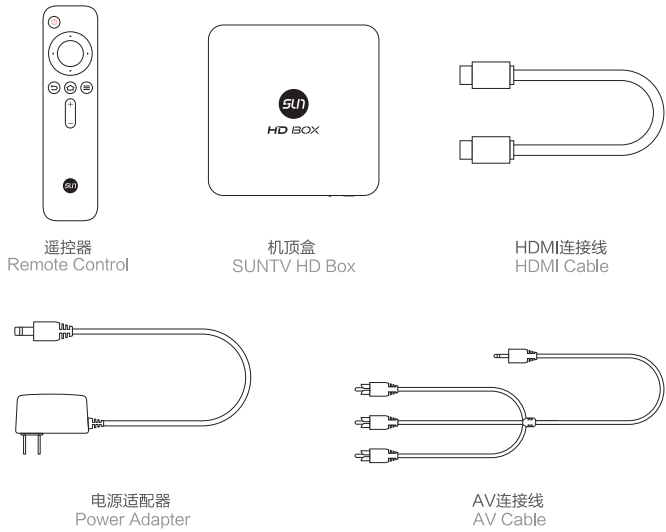


Revision No.	Revision details（更改内容）	Date（日期）
Rev.1		
Rev.2	增加了FCC警示语	2016.8.18

M/N: TFD-43-CA

R 7mm

配件 / Accessories



**FCC Notice:**  
**NOTE:** This equipment has been tested and found to comply with the limits for a Class B digital device, pursuant to Part 15 of the FCC Rules. These limits are designed to provide reasonable protection against harmful interference in a residential installation. This equipment generates uses and can radiate radio frequency energy and, if not installed and used in accordance with the instructions, may cause harmful interference to radio communications. However, there is no guarantee that interference will not occur in a particular installation. If this equipment does cause harmful interference to radio or television reception, which can be determined by turning the equipment off and on, the user is encouraged to try to correct the interference by one or more of the following measures:  
---Reorient or relocate the receiving antenna.  
---Increase the separation between the equipment and receiver.  
---Connect the equipment into an outlet on a circuit different from that to which the receiver is connected.  
---Consult the dealer or an experienced radio/TV technician for help.  
**WARNING:** Changes or modifications not expressly approved by the party responsible for compliance could void the user's authority to operate the equipment.  
This equipment complied with FCC radiation exposure limits set forth for an uncontrolled environment. This equipment should be installed and operated with minimum distance 20cm between the radiator & your body.



我们为您提供7x24小时的售后服务  
如果产品使用中出现问题  
请扫描二维码或者进入网址进行客服咨询  
shop.suntv.tv



SUNTV HD BOX  
用户使用手册  
USER'S MANUAL

Sun Global Media Ltd.  
www.suntv.tv

对折线

对折线

安装 / Installation

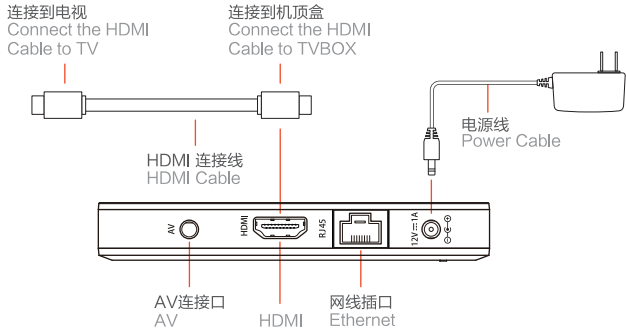
- 1

**连接到电视 / Connect To TV**  
取出随机配备的HDMI连接线，一端连接到机顶盒上的HDMI连接口，另一端则与电视机上的HDMI连接口相连。电视机上的HDMI连接口通常在机身的侧面、背面或下面。如果您的电视机没有HDMI接口，您也可以使用三色AV连接线，将一根线的那端插入机顶盒的AV接口，三根线的那端按照颜色插入电视机的AV接口。  
SUNTV HD Box exports both HDMI and AV signals. For better TV-watching experience, we strongly recommend to connect your HDTV to SunTV with HDMI cable. HDMI ports are found on most HDTVs. If your TV does not support HDMI signals, please consider using AV cable.
- 2

**连接到网络 / Connect To Network**  
SUNTV HD Box可使用无线或有线网络连接。使用无线网络可在机顶盒开机后，根据提示输入无线网络的密码连接；使用有线网络，则请将网线插入机顶盒上的网线连接口。SUNTV HD Box supports both Ethernet and Wireless connection. After the boot screen disappears, SunTV will automatically scan wireless network around. Please select network from the list and complete connection process follow the on-screen instruction. For Ethernet connection, please connect the Ethernet cable to the LAN port on the back of your SunTV.

This device complies with part 15 of the FCC Rules.Operation is subject to the following two conditions: (1) this device may not cause harmful interference,and (2) this device must accept any interference received,including interference that may cause undesired operation.

安装 / Installation

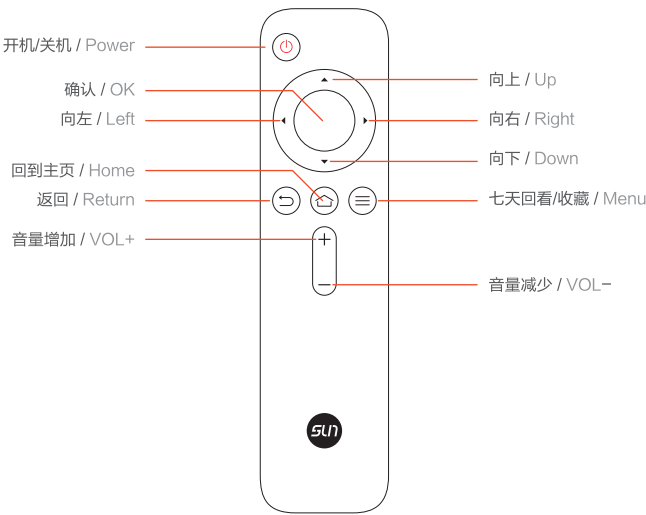


如使用HDMI连接电视机与机顶盒，则无需使用AV连接线  
Use either HDMI cable or AV cable to connect SUNTV HD Box with TV  
如使用无线WIFI连接网络，则无需插入网线  
Use either ethernet connection or wireless network

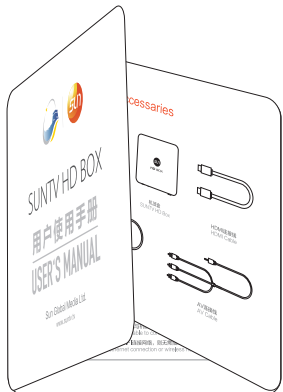
对折线

对折线

遥控器使用 / Remote Control



折法：包心折



Note:

- 1, Material: 105g光铜纸 ,(裁圆角 )
- 2,Color:四色印刷
- 3,Size: 345×115mm after folding:115×115mm  
(尺寸：345×115 ，折后：115×115mm)

		<b>Brand Name:</b> 品 牌：SUNTV HD BOX	<b>Model No.：</b> 型 号：TFD-43-CA
<b>JOB NO.:</b> 订 单 号：J1600435	<b>Description:</b> 名 称：User Manual	<b>Original model:</b> 原 型 机：lv3010	
<b>PART NO.:</b> 部 品 号：P4LUG1653019	<b>Design:</b> 设 计：Ferry 2016.08.18	<b>Engineering:</b> 工 程：	
<b>Solution:</b> 方 案：HD6065	<b>Checking:</b> 审 核：	<b>Approval：</b> 批 准：	
<b>Scale:</b> 比 例：1:1	<b>Version.：</b> 版 本：V1.0		