

## 1. TEST SETUP PHOTOGRAPHS

### 1.1. Photo of Radiated Emissions Measurement




Fig.1




Fig.2

## 1.2. Photo of Line Conducted Emissions Measurement




Fig.3