

## FA-BHFE

Bluetooth Hi-Fi Earbuds

USER MANUAL

FCC ID: 2AJGWFA-BHFE

### Caution and Safety


1. Do not immerse in water or expose to moisture.
2. Store in a cool and dry place.
3. Do not expose to fire.
4. Avoid excessive impact; please discontinue use if the earbuds are damaged.
5. Do not disassemble the earbuds; there are no user-serviceable parts inside.
6. Do not listen at high volume levels for extended periods of time to prevent hearing loss.

### Packing List


- 1 BHFE Bluetooth Hi-Fi Earbuds
- 1 USB Charging Cable
- 6 Earbud Pads (Small, Medium, Large)
- 2 Ear hook preassembled
- 1 Case

### Operation Instructions


**Charging:** Connect the charging cable between a 5V power supply and the charging socket on the earbuds. The LED light is red during charging, and turns blue when the earbuds are fully charged.

**Power on:** Press the  button for 3 seconds when the device is off. Blue LED will slowly flash and a “power on” voice beeps. Then enter pairing mode with “pairing” voice, the LED light will flash between red and blue.


**Pairing:** Turn on Bluetooth on your device. Your device will search for any Bluetooth devices in range. You should select “BHFE”. The LED light will slowly flash blue when successfully paired.


**Play/Pause:** You can PAUSE and RESUME by short press . Short press “+” and “-” to adjust volume, long press “-” and “+” to previous and next track.


**Low battery warning:** When battery is low, a "low battery" voice will alert you.

**Power off:** Press the  button for 3 seconds to power off the device, a "power off" voice will beep and LED is off.

### **Conduct phone calls**

**Answer call:** When a call comes in, the earbuds will read the number, short press the  button to answer the call, press the button once again

**Reject call:** When a call is coming, press the  button for 2 seconds to reject.

**Redial:** In stand-by mode or playing music, double press the  button to redial the last dialed number, short press the button again to stop the redial.

### **Technical specification**

Bluetooth Specifacaton: 3.0

Bluetooth Profile: HFP 1.6, HSP1.2,  
AVRCP 1.4, A2DP 1.2

RF Range: 30ft

Stand-by time: about 50 hours

Play or Conversation Time:

Approximately 3 hours,  
depending on listening volume

Charging time: 1 hour

Weight: 0.58oz

NOTE: This equipment has been tested and found to comply with the limits for a Class B digital device, pursuant to part 15 of the FCC Rules. These limits are designed to provide reasonable protection against harmful interference in a residential installation. This equipment generates, uses and can radiate radio frequency energy and, if not installed and used in accordance with the instructions, may cause harmful interference to radio communications. However, there is no guarantee that interference will not occur in a particular installation. If this equipment does cause harmful interference to radio or television reception, which can be determined by turning the equipment off and on, the user is encouraged to try to correct the interference by one or more of the following measures:

- Reorient or relocate the receiving antenna.
- Increase the separation between the equipment and receiver.
- Connect the equipment into an outlet on a circuit different from that to which the receiver is connected.
- Consult the dealer or an experienced radio/TV technician for help.

This device complies with part 15 of the FCC rules. Operation is subject to the following two conditions:

- (1) this device may not cause harmful interference, and
- (2) this device must accept any interference received, including interference that may cause undesired operation.

Changes or modifications to this unit not expressly approved by the party responsible for compliance could void the user's authority to operate the equipment.