







11. SETUP PHOTOS

RADIATED EMISSIONS MEASUREMENT SETUP	
	
RADIATED FRONT PHOTO (BELOW 1 GHz)	RADIATED BACK PHOTO (BELOW 1 GHz)
	
RADIATED FRONT PHOTO (BELOW 30 MHz)	RADIATED BACK PHOTO (BELOW 30 MHz)
	
RADIATED FRONT PHOTO (ABOVE 1 GHz)	RADIATED BACK PHOTO (ABOVE 1 GHz)


**POWERLINE CONDUCTED EMISSIONS AND
ANTENNA PORT CONDUCTED RF MEASUREMENT SETUP**



LINE CONDUCTED FRONT PHOTO



LINE CONDUCTED SIDE VIEW PHOTO



ANTENNA PORT CONDUCTED PHOTO

END OF REPORT