

Anechoic chamber setup



Anechoic chamber test site


Pre-measure below 30 MHz




Pre-measure between 30 MHz to 200 MHz



Pre-measure between 200 MHz to 1000 MHz



Measure between 1 GHz to 18 GHz



Open area setup




Open area test site

Measure below 30 MHz



Measure between 30 MHz to 200 MHz





Measure between 200 MHz to 1000 MHz



