


## 1. Figure

The EUT-Inside View




## 2. Figure

PCB of the EUT-Front View




### 3. Figure

PCB of the EUT-Back View



### 4. Figure


PCB of the EUT-Front View



Antenna


5. Figure

PCB of the EUT-Back View




6. Figure

PCB of the EUT-Front View




7. Figure

PCB of the EUT-Back View



8. Figure

PCB of the EUT-Front View



## 9. Figure

PCB of the EUT-Back View

