

WHAT IS AROMATHERAPY?

Our modern lifestyles are often filled with stress brought on by physically, emotionally and mentally demanding activities. GURUNANDA's Aromatherapy turns distress to de-stress by bringing the serenity of aromatherapy directly into your home. The result is an aromatic paradise where you can reap the endless benefits of aromatherapy by simply breathing in.

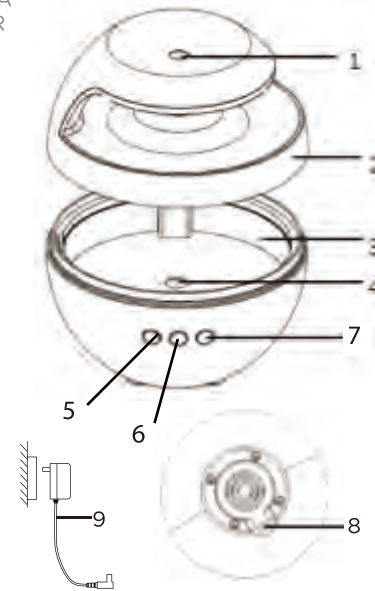
Aromatherapy utilizes naturally extracted aromatic essences from flowers, trees or seeds to promote the health of the body, mind and spirit. GURUNANDA Aromatherapy uses silent, ultrasonic waves to diffuse water with your choice of essential oil or essential oil blends. Since GURUNANDA Ultrasonic Aromatherapy Diffusers do not generate heat, the quality of the oil properties is never damaged nor compromised.

GURUNANDA Aromatherapy doesn't just fill your space with incredible fragrances; it awakens your senses and provides balance to your life. That balance creates the perfect environment to help our bodies heal and remain healthy. Allow GURUNANDA Aromatherapy to provide a unique experience that is restorative, gently clarifying and meditative.

SPECIFICATION

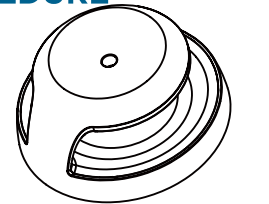
Product Name: The Globe Bluetooth® Diffuser
Capacity: 230 ML
Voltage: AC 24V 500mA
Speaker Output: 3W/4R
Frequency Response: 160 HZ-18K HZ

1. Mist Nozzle
2. Cover
3. Water Tank
4. Oscillator Disk
5. Mist Button
6. Bluetooth Button
7. Light Button
8. DC Plug
9. AC Adapter

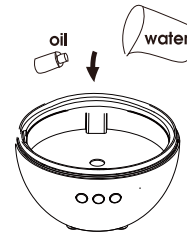


OPERATION PROCEDURE

- 1 Remove the top cover. Fill the water tank to indicated red line. **DO NOT EXCEED THE MAX WATER LEVEL LINE.**



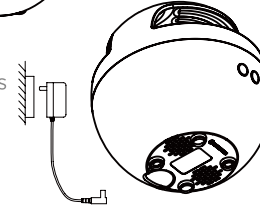
- 2 Add a few drops of your favorite GURUNANDA Essential Oil into the water.



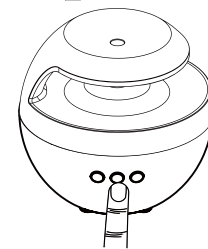
- 3 Replace the cover.



- 4 Insert adapter plug into household power jacket and press power buttons to start operating.



- 5 Follow mist, Bluetooth® and light button function charts for desired effect.



DIRECTION FOR USE



Mist Button

1st Press - To turn the mist on
2nd Press -To change the mist to intermittent mode.
3rd Press -To turn the mist off.



Bluetooth® Button

1. Turn on the Bluetooth app on your device. Search Bluetooth connection name "GURUNANDA"

2. Press the Bluetooth button on Gurunanda Aromatherapy Diffuser, and hold for two seconds to turn on. Once blue color LED light blinks, click on "Gurunanda" to connect the unit to your Bluetooth enabled device.

3. To turn off the Bluetooth function, press the Bluetooth function button and hold for 5 seconds.

4. Pause Function: press pause button on your device or short press the Bluetooth button to pause. Repeat the same progress to cancel the pause feature.

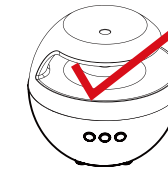



Light Button

1st Press -To turn the light on; with color changing mode.
2nd Press -To choose light color.
3rd Press -To turn the light off.

Water Shortage Protection

The water shortage detector will automatically turn off the diffuser.



Note

Do not lean or move or attempt to empty or refill it during operation.



View our full collection at
GURUNANDA.COM