


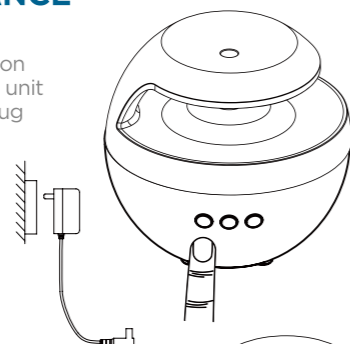
For authentic aromatherapy benefits, we recommend you use GURUNANDA's 100% pure and natural essential oils and blends. GURUNANDA is intimately involved with the essential oil extraction and distillation process from seed, to manufacturing, right into your home.



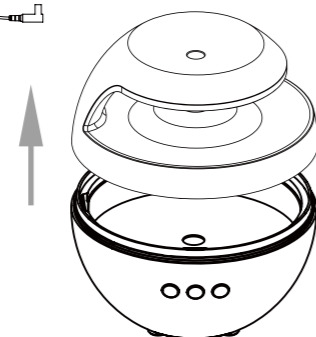
©2016. Distributed by Healthland LLC 560 W. Lambert Rd., Suite B, Brea, CA 92821. For more information on our products visit Gurunanda.com. Questions: 866-421-0309.

MAINTENANCE

1 Press the button to turn off the unit and then unplug the adapter.

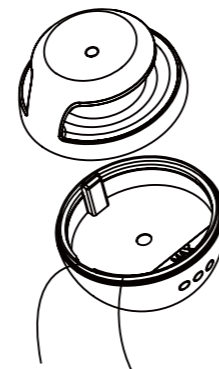


2 Remove the cover.

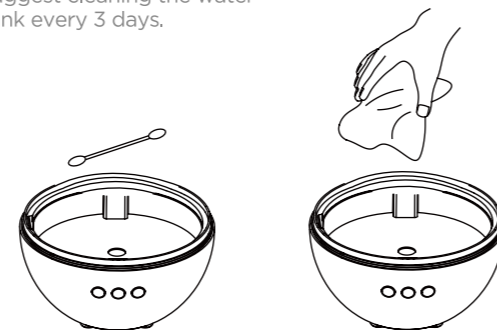


3 Empty the water in the unit.

WARNING
Do not empty water from air inlet.



4 Use a clean cotton swab or cloth to clean the unit. We suggest cleaning the water tank every 3 days.



TROUBLESHOOTING

Symptom	Possible Cause	Solution
No Mist	Power supply is not connected	Plug in the power and press the button
	Insufficient water	Refill the water tank
	Water exceeds the Max. water level line	Dump the excess water
No Light	The atomization mouth is blocked	Clean the mouth and keep it ventilated
	Lamp button is not pressed	Connect the power and press the "LIGHT" button to active the light
No Bluetooth® Connection	Device can't pair to Bluetooth Diffuser	Turn on your Bluetooth® pairing device and connect to Gurunanda Diffuser.
	Can't find the Gurunanda app	Check that your Bluetooth function is turned on.

WARNING

In case of abnormal situations such as smoke, peculiar smells or sounds, any further use may result in an accident such as fire or electric shock. You should unplug the adapter immediately.

Never wrap the adapter with cloth or paper as it could disrupt the proper dissipation of heat, causing fire.

Never attempt to disassemble or repair the product.

Please keep the product out of the reach of children to avoid injury or electric shock.

Corrosive oils such as Citronella or Cinnamon may cause damage to the unit if left in the reservoir.

This device complies with part 15 of the FCC Rules. Operation is subject to the following two conditions: (1) This device may not cause harmful interference, and (2) this device must accept any interference received, including interference that may cause undesired operation.

Changes or modifications not expressly approved by the party responsible for compliance could void the user's authority to operate the equipment.

NOTE: This equipment has been tested and found to comply with the limits for a Class B digital device, pursuant to part 15 of the FCC Rules. These limits are designed to provide reasonable protection against harmful interference in a residential installation. This equipment generates, uses and can radiate radio frequency energy and, if not installed and used in accordance with the instructions, may cause harmful interference to radio communications. However, there is no guarantee that interference will not occur in a particular installation. If this equipment does cause harmful interference to radio or television reception, which can be determined by turning the equipment off and on, the user is encouraged to try to correct the interference by one or more of the following measures:

- Reorient or relocate the receiving antenna.
- Increase the separation between the equipment and receiver
- Connect the equipment into an outlet on a circuit different from that to which the receiver is connected.
- Consult the dealer or an experienced radio/ TV technician for help.

This equipment complies with the FCC RF radiation exposure limits set forth for an uncontrolled environment. This equipment should be installed and operated with a minimum distance of 20 centimeters between the radiator and your body.



THE GLOBE BLUETOOTH ESSENTIAL OIL DIFFUSER



EXPERIENCE NATURE AT HOME™