


Test Set Up Photographs Radiated




Photograph 1: Front View Radiated Emissions Worst Case – Above 1000 MHz Configuration




Photograph 2: Back View Radiated Emissions Worst Case – Above 1000 MHz Configuration



Photograph 3: View of Worst Case Emissions, Vertical Placement




Photograph 4: View of Horizontal Placement



Photograph 5: View of Side Placement



Photograph 6: View of conducted emissions Front




Photograph 7: View of conducted emissions Back

Reference Test Set Up Photographs



Photograph 8: Reference Photo of Test Setup for Emissions Below 30 MHz



Photograph 9: Reference Photo of Test Setup for Emissions From 30 MHz to 1000 MHz



Photograph 10: Reference Photo of Test Setup for Emissions Above 1000 MHz