

TEST REPORT

Product Name : Smart Terminal
Model Number : NG-TC3
FCC ID : 2AJ9T-10308

Prepared for : ZKTECO CO., LTD.
Address : No.32, Pingshan Industrial Avenue, Tangxia Town,
Dongguan City, Guangdong Province, China 523728

Prepared by : EMTEK (SHENZHEN) CO., LTD.
Address : Building 69, Majialong Industry Zone, Nanshan District,
Shenzhen, Guangdong, China

Tel: (0755) 26954280
Fax: (0755) 26954282

Report Number : ENS2505300373W00505R
Date(s) of Tests : June 1, 2025 to July 29, 2025
Date of issue : August 1, 2025

1 TEST RESULT CERTIFICATION

Applicant : ZKTECO CO., LTD.
Address : No.32, Pingshan Industrial Avenue, Tangxia Town, Dongguan City, Guangdong Province, China 523728
Manufacturer : ZKTECO CO., LTD.
Address : No.32, Pingshan Industrial Avenue, Tangxia Town, Dongguan City, Guangdong Province, China 523728
EUT : Smart Terminal
Model Name : NG-TC3
Trademark : 


Measurement Procedure Used:


| APPLICABLE STANDARDS | |
|---|-------------|
| STANDARD | TEST RESULT |
| FCC 47 CFR Part 2, Subpart J FCC 47 CFR Part 15, Subpart E | PASS |


The above equipment was tested by EMTEK (SHENZHEN) CO., LTD. The test data, data evaluation, test procedures, and equipment configurations shown in this report were made in accordance with the procedures given in ANSI C63.10 (2013) and the energy emitted by the sample EUT tested as described in this report is in compliance with the above table standards requirement.

The test results of this report relate only to the tested sample identified in this report.

Date of Test : June 1, 2025 to July 29, 2025

Prepared by : 
Una Yu/Editor

Reviewer : 
Joe Xia /Supervisor

Approve & Authorized Signer : 
Lisa Wang/Manager



Modified History

| Version | Report No. | Revision Date | Summary |
|---------|----------------------|---------------|-----------------|
| V1.0 | ENS2505300373W00505R | / | Original Report |
| | | | |
| | | | |



TABLE OF CONTENTS

| | |
|--|-----------|
| 1 TEST RESULT CERTIFICATION | 2 |
| 2 EUT TECHNICAL DESCRIPTION | 5 |
| 3 SUMMARY OF TEST RESULT | 7 |
| 4 TEST METHODOLOGY | 8 |
| 4.1 GENERAL DESCRIPTION OF APPLIED STANDARDS | 8 |
| 4.2 MEASUREMENT EQUIPMENT USED | 8 |
| 4.3 DESCRIPTION OF TEST MODES..... | 9 |
| 5 FACILITIES AND ACCREDITATIONS | 13 |
| 5.1 FACILITIES | 13 |
| 5.2 LABORATORY ACCREDITATIONS AND LISTINGS | 13 |
| 6 TEST SYSTEM UNCERTAINTY | 14 |
| 7 SETUP OF EQUIPMENT UNDER TEST | 15 |
| 7.1 RADIO FREQUENCY TEST SETUP | 15 |
| 7.2 RADIO FREQUENCY TEST SETUP | 15 |
| 7.3 CONDUCTED EMISSION TEST SETUP | 17 |
| 7.4 BLOCK DIAGRAM CONFIGURATION OF TEST SYSTEM | 18 |
| 7.5 SUPPORT EQUIPMENT | 18 |
| 8 TEST REQUIREMENTS | 19 |
| 8.1 BANDWIDTH MEASUREMENT..... | 19 |
| 8.2 MAXIMUM CONDUCTED OUTPUT POWER | 160 |
| 8.3 MAXIMUM PEAK POWER DENSITY | 227 |
| 8.4 UNDESIRABLE RADIATED SPURIOUS EMISSION | 291 |
| 8.5 POWER LINE CONDUCTED EMISSIONS | 320 |
| 8.6 ANTENNA APPLICATION | 323 |

2 EUT TECHNICAL DESCRIPTION

| Characteristics | Description |
|------------------|--|
| Product | Smart Terminal |
| Model Number | NG-TC3 |
| Sample number | 2# |
| Wifi Type | UNII-1: 5150MHz-5250MHz Band UNII-2A: 5250MHz-5350MHz Band UNII-2C: 5470MHz-5725MHz Band UNII-3: 5725MHz-5850MHz Band |
| WLAN Supported | IEEE 802.11a IEEE 802.11n(20MHz channel bandwidth) IEEE 802.11n(40MHz channel bandwidth) IEEE 802.11ac(20MHz channel bandwidth) IEEE 802.11ac(40MHz channel bandwidth) IEEE 802.11ac(80MHz channel bandwidth) |
| Modulation | OFDM/OFDMA |
| Frequency Range: | 5150MHz-5250MHz Band: 5180-5240MHz for 802.11a 5180-5240MHz for 802.11n(20) 5190-5230MHz for 802.11n(40) 5180-5240MHz for 802.11ac(20) 5190-5230MHz for 802.11ac(40) 5210MHz for 802.11ac(80) |
| | 5250MHz-5350MHz Band: 5260-5320MHz for 802.11a 5260-5320MHz for 802.11n(20) 5270-5310MHz for 802.11n(40) 5260-5320MHz for 802.11ac(20) 5270-5310MHz for 802.11ac(40) 5290MHz for 802.11ac(80) |
| | 5470MHz-5725MHz Band: 5500-5700MHz for 802.11a 5500-5700MHz for 802.11n(20) 5510-5670MHz for 802.11n(40) 5500-5700MHz for 802.11ac(20) 5510-5670MHz for 802.11ac(40) 5530-5610MHz for 802.11ac(80) |
| | 5725MHz-5850MHz Band: 5745-5825MHz for 802.11a 5745-5825MHz for 802.11n(20) 5755-5795MHz for 802.11n(40) 5745-5825MHz for 802.11ac(20) |

| | | |
|--------------------------|--|--|
| | 5755-5795MHz for 802.11ac(40) 5775MHz for 802.11ac(80) | |
| TPC Function | <input type="checkbox"/> Applicable | <input checked="" type="checkbox"/> Not Applicable |
| Antenna Type | FPC Antenna | |
| Antenna Gain | Ant1:3.82 dBi Ant2:4.22 dBi Note: The antenna information provided by the manufacturer will have a certain impact on the test results. | |
| Power Supply | DC 5V from adapter | |
| Adapter | MODEL: ADS-10LA-06 05010EPCU ADS-10LA-06 05010EPC INPUT: AC100-240V~50Hz/60Hz,0.3A max OUTPUT: DC5.0V,2.0A | |
| Temperature Range | 0°C ~ +45°C | |

Note: for more details, please refer to the User's manual of the EUT.

3 SUMMARY OF TEST RESULT

| FCC Part Clause | Test Parameter | Verdict | Remark |
|--|--------------------------------|---------|--------|
| 15.407 (a) 15.407 (e) | 99% , 6dB and 26dB Bandwidth | PASS | |
| 15.407 (a) | Maximum Conducted Output Power | PASS | |
| 15.407 (a) | Peak Power Spectral Density | PASS | |
| 15.407 (b) | Radiated Spurious Emission | PASS | |
| 15.407 (b)(6) 15.207 | Power Line Conducted Emission | PASS | |
| 15.407(a) 15.203 | Antenna Application | PASS | |
| NOTE1: N/A (Not Applicable) Remark: The test method refers to KDB 789033 and FCC 47 CFR Part 2, Subpart J | | | |

RELATED SUBMITTAL(S) / GRANT(S):

This submittal(s) (test report) is intended for FCC ID: 2AJ9T-10308 filing to comply with Section 15.407 of the FCC Part 15, Subpart E Rules.

4 TEST METHODOLOGY

4.1 GENERAL DESCRIPTION OF APPLIED STANDARDS

According to its specifications, the EUT must comply with the requirements of the following standards:

FCC 47 CFR Part 15, Subpart E

4.2 MEASUREMENT EQUIPMENT USED

4.2.1 Conducted Emission Test Equipment

| EQUIPMENT TYPE | MFR | MODEL NUMBER | SERIAL NUMBER | LASTCAL. |
|--------------------|-----------------|---------------|---------------|----------|
| EMI Test Receiver | Rohde & Schwarz | ESCI | 101045 | 2025/5/9 |
| AMN | Schwarzbeck | NNLK 8129 | 8129203 | 2025/5/9 |
| Pulse Limiter | Schwarzbeck | VTSD 9561 F-B | 00955 | 2025/5/9 |
| High Voltage Probe | SCHWARZBECK | TK9422 | 9422-130 | 2025/5/9 |
| AMN | Rohde & Schwarz | ESH3-Z5 | 100191 | 2025/5/9 |

4.2.2 Radiated Emission Test Equipment

| EQUIPMENT TYPE | MFR | MODEL NUMBER | SERIAL NUMBER | LAST CAL. |
|-------------------|-----------------|--------------|---------------|-----------|
| EMI Test Receiver | Rohde & Schwarz | ESU 26 | 100154 | 2025/5/9 |
| Pre-Amplifier | HP | 8447F | 2944A07999 | 2025/5/9 |
| Bilog Antenna | Schwarzbeck | VULB9163 | 141 | 2024/6/15 |
| Loop Antenna | Schwarzbeck | FMZB1519 | 1519-012 | 2025/5/13 |
| Horn Antenna | Schwarzbeck | BBHA9120D | 9120D-1177 | 2025/5/17 |
| Horn Antenna | Schwarzbeck | BBHA9170 | 9170-399 | 2025/5/13 |
| Cable | Schwarzbeck | AK9513 | ACRX1 | 2025/5/9 |
| Cable | Rosenberger | N/A | FP2RX2 | 2025/5/9 |
| Cable | Schwarzbeck | AK9513 | CRPX1 | 2025/5/9 |
| Cable | Schwarzbeck | AK9513 | CRRX2 | 2025/5/9 |

4.2.3 Radio Frequency Test Equipment

| EQUIPMENT TYPE | MFR | MODEL NUMBER | SERIAL NUMBER | LASTCAL. |
|-------------------------------|----------|--------------|---------------|-----------|
| Signal Analyzer | Agilent | N9010A | MY53470879 | 2025/5/10 |
| Vector Signal Generater | Agilent | N5182B | MY53050878 | 2025/5/10 |
| Analog Signal Generator | Agilent | N5171B | MY53050553 | 2025/5/10 |
| RF Control Unit(Power Meter) | Tonscend | JS0806-2 | \ | 2025/5/10 |
| Temperature&Humidi ty Chamber | ESPEC | EL-02KA | 12107166 | 2025/5/10 |

Remark: Each piece of equipment is scheduled for calibration once a year.

4.3 DESCRIPTION OF TEST MODES

The EUT has been tested under its typical operating condition.

The EUT configuration for testing is installed on RF field strength measurement to meet the Commissions requirement and operating in a manner which intends to maximize its emission characteristics in a continuous normal application.

The Transmitter was operated in the normal operating mode. The TX frequency was fixed which was for the purpose of the measurements.

Test of channel included the lowest and middle and highest frequency to perform the test, then record on this report.

Pre-defined engineering program for regulatory testing used to control the EUT for staying in continuous transmitting and receiving mode is programmed.

Wifi 5G with 5150-5250MHz

Frequency and Channels list for 802.11a/n(20)/ac(20):

| Channel | Frequency (MHz) | Channel | Frequency (MHz) | Channel | Frequency (MHz) |
|---------|-----------------|---------|-----------------|---------|-----------------|
| 36 | 5180 | 44 | 5220 | - | - |
| 40 | 5200 | 48 | 5240 | - | - |

Frequency and Channels list for 802.11n (40)/ac(40):

| Channel | Frequency (MHz) | Channel | Frequency (MHz) | Channel | Frequency (MHz) |
|---------|-----------------|---------|-----------------|---------|-----------------|
| 38 | 5190 | - | - | - | - |
| 46 | 5230 | - | - | - | - |

Frequency and Channel list for 802.11ac(80):

| Channel | Frequency (MHz) | Channel | Frequency (MHz) | Channel | Frequency (MHz) |
|---------|-----------------|---------|-----------------|---------|-----------------|
| 42 | 5210 | - | - | - | - |

Test Frequency and Channels for 802.11a/n(20)/ac(20):

| Lowest Frequency | | Middle Frequency | | Highest Frequency | |
|------------------|-----------------|------------------|-----------------|-------------------|-----------------|
| Channel | Frequency (MHz) | Channel | Frequency (MHz) | Channel | Frequency (MHz) |
| 36 | 5180 | 40 | 5200 | 48 | 5240 |

Test Frequency and channels for 802.11n (40)/ac(40):

| Lowest Frequency | | Middle Frequency | | Highest Frequency | |
|------------------|-----------------|------------------|-----------------|-------------------|-----------------|
| Channel | Frequency (MHz) | Channel | Frequency (MHz) | Channel | Frequency (MHz) |
| 38 | 5190 | - | - | 46 | 5230 |

Test Frequency and channels for 802.11ac(80):

| Lowest Frequency | | Middle Frequency | | Highest Frequency | |
|------------------|-----------------|------------------|-----------------|-------------------|-----------------|
| Channel | Frequency (MHz) | Channel | Frequency (MHz) | Channel | Frequency (MHz) |
| 42 | 5210 | - | - | - | - |

WIFI 5G with 5250-5350MHz

Frequency and Channels list for 802.11a/n(20)/ac(20):

| Channel | Frequency (MHz) | Channel | Frequency (MHz) | Channel | Frequency (MHz) |
|---------|-----------------|---------|-----------------|---------|-----------------|
| 52 | 5260 | 60 | 5300 | - | - |
| 56 | 5280 | 64 | 5320 | - | - |

Frequency and Channels list for 802.11n (40)/ac(40):

| Channel | Frequency (MHz) | Channel | Frequency (MHz) | Channel | Frequency (MHz) |
|---------|-----------------|---------|-----------------|---------|-----------------|
| 54 | 5270 | - | - | - | - |
| 62 | 5310 | - | - | - | - |

Frequency and Channels list for 802.11ac(80):

| Channel | Frequency (MHz) | Channel | Frequency (MHz) | Channel | Frequency (MHz) |
|---------|-----------------|---------|-----------------|---------|-----------------|
| 58 | 5290 | - | - | - | - |

Test Frequency and Channels for 802.11a/n(20)/ac(20):

| Lowest Frequency | | Middle Frequency | | Highest Frequency | |
|------------------|-----------------|------------------|-----------------|-------------------|-----------------|
| Channel | Frequency (MHz) | Channel | Frequency (MHz) | Channel | Frequency (MHz) |
| 52 | 5260 | 56 | 5280 | 64 | 5320 |

Test Frequency and channels for 802.11n (40)/ac(40):

| Lowest Frequency | | Middle Frequency | | Highest Frequency | |
|------------------|-----------------|------------------|-----------------|-------------------|-----------------|
| Channel | Frequency (MHz) | Channel | Frequency (MHz) | Channel | Frequency (MHz) |
| 54 | 5270 | - | - | 62 | 5310 |

Test Frequency and channels for 802.11ac(80):

| Lowest Frequency | | Middle Frequency | | Highest Frequency | |
|------------------|-----------------|------------------|-----------------|-------------------|-----------------|
| Channel | Frequency (MHz) | Channel | Frequency (MHz) | Channel | Frequency (MHz) |
| 58 | 5290 | - | - | - | - |

WIFI 5G with 5470-5725MHz

Frequency and Channels list for 802.11a/n(20)/ac(20):

| Channel | Frequency (MHz) | Channel | Frequency (MHz) | Channel | Frequency (MHz) |
|---------|-----------------|---------|-----------------|---------|-----------------|
| 100 | 5500 | 116 | 5580 | 132 | 5660 |
| 104 | 5520 | 120 | 5600 | 136 | 5680 |
| 108 | 5540 | 124 | 5620 | 140 | 5700 |
| 112 | 5560 | 128 | 5640 | - | - |

Frequency and Channels list for 802.11n(40)/ac(40):

| Channel | Frequency (MHz) | Channel | Frequency (MHz) | Channel | Frequency (MHz) |
|---------|-----------------|---------|-----------------|---------|-----------------|
| 102 | 5510 | 118 | 5590 | 134 | 5670 |
| 110 | 5550 | 126 | 5630 | - | - |

Frequency and Channels list for 802.11ac(80):

| Channel | Frequency (MHz) | Channel | Frequency (MHz) | Channel | Frequency (MHz) |
|---------|-----------------|---------|-----------------|---------|-----------------|
| 106 | 5530 | 122 | 5610 | - | - |

Test Frequency and Channels for 802.11a/n(20)/ac(20):

| Lowest Frequency | | Middle Frequency | | Highest Frequency | |
|------------------|-----------------|------------------|-----------------|-------------------|-----------------|
| Channel | Frequency (MHz) | Channel | Frequency (MHz) | Channel | Frequency (MHz) |
| 100 | 5500 | 116 | 5580 | 140 | 5700 |

Test Frequency and channels for 802.11n (40)/ac(40):

| Lowest Frequency | | Middle Frequency | | Highest Frequency | |
|------------------|-----------------|------------------|-----------------|-------------------|-----------------|
| Channel | Frequency (MHz) | Channel | Frequency (MHz) | Channel | Frequency (MHz) |
| 102 | 5510 | - | - | 134 | 5670 |

Test Frequency and channels for 802.11ac(80):

| Lowest Frequency | | Middle Frequency | | Highest Frequency | |
|------------------|-----------------|------------------|-----------------|-------------------|-----------------|
| Channel | Frequency (MHz) | Channel | Frequency (MHz) | Channel | Frequency (MHz) |
| 106 | 5530 | 122 | 5610 | - | - |

Wifi 5G with 5725MHz-5850MHz

Frequency and Channels list for 802.11a/n(20)/802.11ac(20):

| Channel | Frequency (MHz) | Channel | Frequency (MHz) | Channel | Frequency (MHz) |
|---------|-----------------|---------|-----------------|---------|-----------------|
| 149 | 5745 | 157 | 5785 | 165 | 5825 |
| 153 | 5765 | 161 | 5805 | - | - |

Frequency and Channels list for 802.11n(40)/ac(40):

| Channel | Frequency (MHz) | Channel | Frequency (MHz) | Channel | Frequency (MHz) |
|---------|-----------------|---------|-----------------|---------|-----------------|
| 151 | 5755 | - | - | - | - |
| 159 | 5795 | - | - | - | - |

Frequency and Channels list for 802.11ac(80):

| Channel | Frequency (MHz) | Channel | Frequency (MHz) | Channel | Frequency (MHz) |
|---------|-----------------|---------|-----------------|---------|-----------------|
| 155 | 5775 | - | - | - | - |

Test Frequency and Channels for 802.11a/n(20)/ac(20):

| Lowest Frequency | | Middle Frequency | | Highest Frequency | |
|------------------|-----------------|------------------|-----------------|-------------------|-----------------|
| Channel | Frequency (MHz) | Channel | Frequency (MHz) | Channel | Frequency (MHz) |
| 149 | 5745 | 157 | 5785 | 165 | 5825 |

Test Frequency and channels for 802.11n(40)/ac(40):

| Lowest Frequency | | Middle Frequency | | Highest Frequency | |
|------------------|-----------------|------------------|-----------------|-------------------|-----------------|
| Channel | Frequency (MHz) | Channel | Frequency (MHz) | Channel | Frequency (MHz) |
| 151 | 5755 | - | - | 159 | 5795 |

Test Frequency and channels for 802.11ac(80):

| Lowest Frequency | | Middle Frequency | | Highest Frequency | |
|------------------|-----------------|------------------|-----------------|-------------------|-----------------|
| Channel | Frequency (MHz) | Channel | Frequency (MHz) | Channel | Frequency (MHz) |
| 155 | 5775 | - | - | - | - |

5 FACILITIES AND ACCREDITATIONS

5.1 FACILITIES

All measurement facilities used to collect the measurement data are located at

Building 69, Majialong Industry Zone District, Nanshan District, Shenzhen, China

The sites are constructed in conformance with the requirements of ANSI C63.7, ANSI C63.10 and CISPR Publication 22.

5.2 LABORATORY ACCREDITATIONS AND LISTINGS

Site Description

EMC Lab.

: **Accredited by CNAS**

The Certificate Registration Number is L2291

The Laboratory has been assessed and proved to be in compliance with CNAS-CL01 (identical to ISO/IEC 17025:2017)

Accredited by FCC

Designation Number: CN1204

Test Firm Registration Number: 882943

Accredited by A2LA

The Certificate Number is 4321.01

Accredited by Industry Canada

The Conformity Assessment Body Identifier is CN0008

Name of Firm

: EMTEK (SHENZHEN) CO., LTD.

Site Location

: Building 69, Majialong Industry Zone, Nanshan District, Shenzhen, Guangdong, China

6 TEST SYSTEM UNCERTAINTY

The following measurement uncertainty levels have been estimated for tests performed on the apparatus:

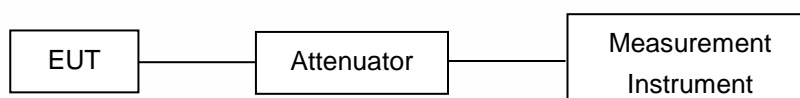
| Parameter | Uncertainty |
|--------------------------------|-------------------------|
| Radio Frequency | $\pm 1 \times 10^{-5}$ |
| Maximum Peak Output Power Test | $\pm 1.0\text{dB}$ |
| Conducted Emissions Test | $\pm 2.0\text{dB}$ |
| Radiated Emission Test | $\pm 2.0\text{dB}$ |
| Power Density | $\pm 2.0\text{dB}$ |
| Occupied Bandwidth Test | $\pm 1.0\text{dB}$ |
| Band Edge Test | $\pm 3\text{dB}$ |
| All emission, radiated | $\pm 3\text{dB}$ |
| Antenna Port Emission | $\pm 3\text{dB}$ |
| Temperature | $\pm 0.5^\circ\text{C}$ |
| Humidity | $\pm 3\%$ |

Measurement Uncertainty for a level of Confidence of 95%

7 SETUP OF EQUIPMENT UNDER TEST

7.1 RADIO FREQUENCY TEST SETUP

The WLAN component's antenna ports(s) of the EUT are connected to the measurement instrument per an appropriate attenuator. The EUT is controlled by PC/software to emit the specified signals for the purpose of measurements.



7.2 RADIO FREQUENCY TEST SETUP

The test site semi-anechoic chamber has met the requirement of NSA tolerance 4 dB according to the standards: ANSI C63.10. The test distance is 3m. The setup is according to the requirements in Section 13.1.4.1 of ANSI C63.10-2013 and CAN/CSA-CEI/IEC CISPR 22.

Below 30MHz:

The EUT is placed on a turntable 0.8 meters above the ground in the chamber, 3 meter away from the antenna (loop antenna). The Antenna should be positioned with its plane vertical at the specified distance from the EUT and rotated about its vertical axis for maximum response at each azimuth about the EUT. The center of the loop shall be 1 m above the ground. For certain applications, the loop antenna plane may also need to be positioned horizontally at the specified distance from the EUT.

Above 30MHz:

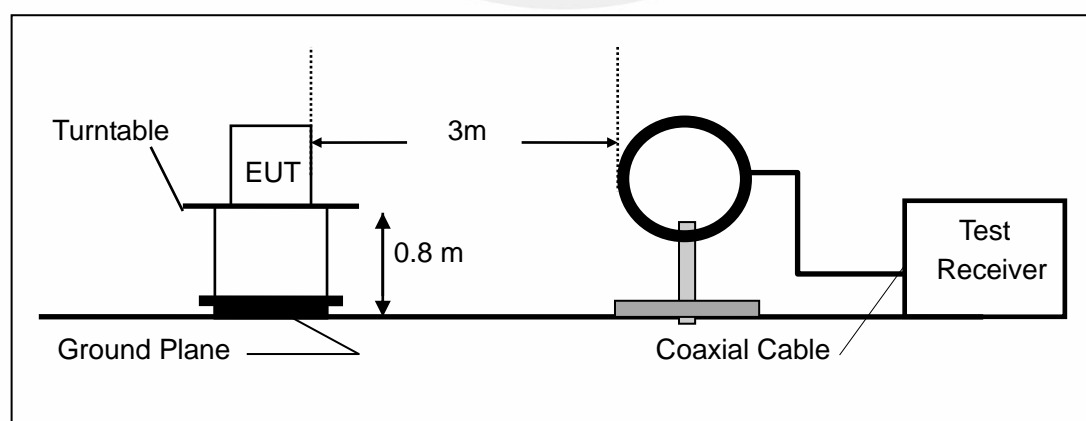
The EUT is placed on a turntable 0.8 meters above the ground in the chamber, 3 meter away from the antenna. The maximal emission value is acquired by adjusting the antenna height, polarisation and turntable azimuth. Normally, the height range of antenna is 1 m to 4 m, the azimuth range of turntable is 0° to 360°, and the receive antenna has two polarizations Vertical (V) and Horizontal (H).

Above 1GHz:

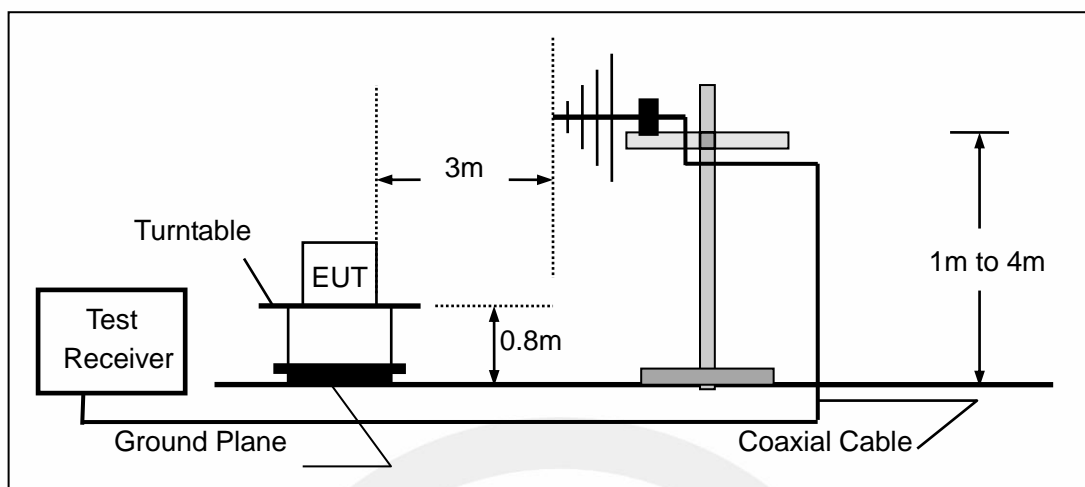
(Note: the FCC's permission to use 1.5m as an alternative per TCBC Conf call of Dec. 2, 2014.)

The EUT is placed on a turntable 1.5 meters above the ground in the chamber, 3 meter away from the antenna. The maximal emission value is acquired by adjusting the antenna height, polarisation and turntable azimuth. Normally, the height range of antenna is 1 m to 4 m, the azimuth range of turntable is 0° to 360°, and the receive antenna has two polarizations Vertical (V) and Horizontal (H).

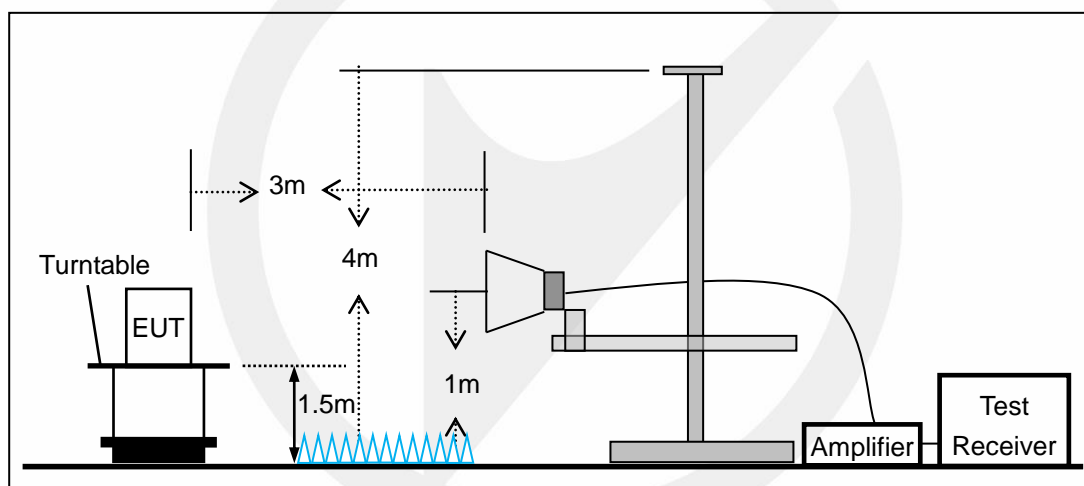
(a) Radiated Emission Test Set-Up, Frequency Below 30MHz



(b) Radiated Emission Test Set-Up, Frequency Below 1000MHz



(c) Radiated Emission Test Set-Up, Frequency above 1000MHz

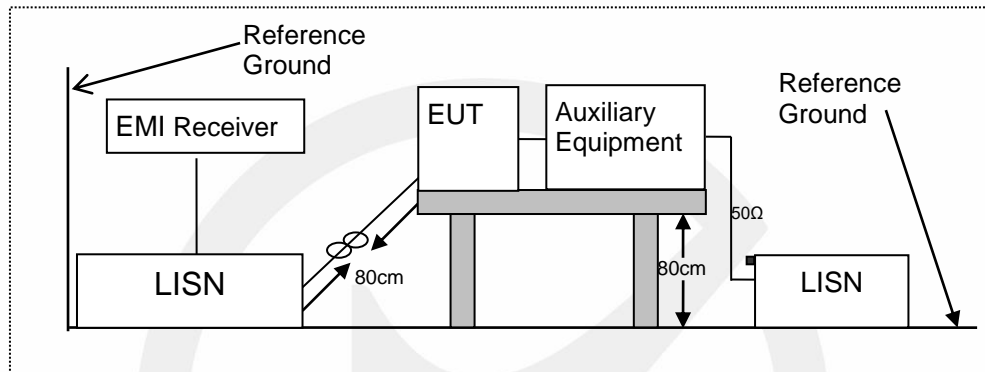


7.3 CONDUCTED EMISSION TEST SETUP

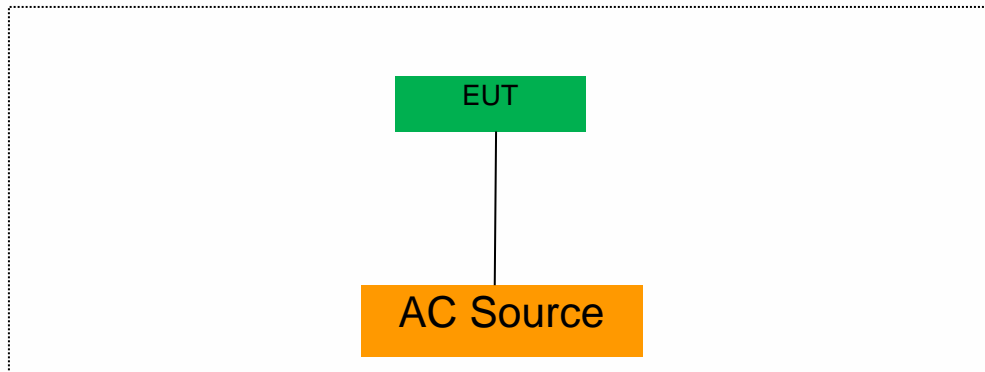
The mains cable of the EUT (maybe per AC/DC Adapter) must be connected to LISN. The LISN shall be placed 0.8 m from the boundary of EUT and bonded to a ground reference plane for LISN mounted on top of the ground reference plane. This distance is between the closest points of the LISN and the EUT. All other units of the EUT and associated equipment shall be at least 0.8m from the LISN.

Ground connections, where required for safety purposes, shall be connected to the reference ground point of the LISN and, where not otherwise provided or specified by the manufacturer, shall be of same length as the mains cable and run parallel to the mains connection at a separation distance of not more than 0.1 m.

According to the requirements in Section 13.1.4.1 of ANSI C63.10-2013 Conducted emissions from the EUT measured in the frequency range between 0.15 MHz and 30 MHz using CISPR Quasi-Peak and average detector mode.



7.4 BLOCK DIAGRAM CONFIGURATION OF TEST SYSTEM



7.5 SUPPORT EQUIPMENT

| EUT Cable List and Details | | | |
|----------------------------|------------|---------------------|------------------------|
| Cable Description | Length (m) | Shielded/Unshielded | With / Without Ferrite |
| / | / | / | / |

| Auxiliary Cable List and Details | | | |
|----------------------------------|------------|---------------------|------------------------|
| Cable Description | Length (m) | Shielded/Unshielded | With / Without Ferrite |
| / | / | / | / |

| Auxiliary Equipment List and Details | | | |
|--------------------------------------|--------------|-------|---------------|
| Description | Manufacturer | Model | Serial Number |
| / | / | / | / |

Notes:

- 1.All the equipment/cables were placed in the worst-case configuration to maximize the emission during the test.
- 2.Grounding was established in accordance with the manufacturer's requirements and conditions for the intended use.

8 TEST REQUIREMENTS

8.1 BANDWIDTH MEASUREMENT

8.1.1 Applicable Standard

According to FCC Part 15.407(a)(1) for UNII Band I
According to FCC Part 15.407(a)(2) for UNII Band II-A and UNII Band II-C
According to FCC Part 15.407(a)(3) for UNII Band III
According to FCC Part 15.407(e) for UNII Band III
According to 789033 D02 Section II(C)
According to 789033 D02 Section II(D)

8.1.2 Conformance Limit

(1) For the band 5.15-5.25 GHz.

(iv) For mobile and portable client devices in the 5.15-5.25 GHz band, the maximum conducted output power over the frequency band of operation shall not exceed 250 mW provided the maximum antenna gain does not exceed 6 dBi. In addition, the maximum power spectral density shall not exceed 11 dBm in any 1 megahertz band. If transmitting antennas of directional gain greater than 6 dBi are used, both the maximum conducted output power and the maximum power spectral density shall be reduced by the amount in dB that the directional gain of the antenna exceeds 6 dBi.

(2) For the 5.25-5.35 GHz and 5.47-5.725 GHz bands, the maximum conducted output power over the frequency bands of operation shall not exceed the lesser of 250 mW or 11 dBm + 10 log B, where B is the 26 dB emission bandwidth in megahertz. In addition, the maximum power spectral density shall not exceed 11 dBm in any 1 megahertz band. If transmitting antennas of directional gain greater than 6 dBi are used, both the maximum conducted output power and the maximum power spectral density shall be reduced by the amount in dB that the directional gain of the antenna exceeds 6 dBi.

(3) For the band 5.725-5.85 GHz, the maximum conducted output power over the frequency band of operation shall not exceed 1 W. In addition, the maximum power spectral density shall not exceed 30 dBm in any 500-kHz band. If transmitting antennas of directional gain greater than 6 dBi are used, both the maximum conducted output power and the maximum power spectral density shall be reduced by the amount in dB that the directional gain of the antenna exceeds 6 dBi. However, fixed point-to-point U-NII devices operating in this band may employ transmitting antennas with directional gain greater than 6 dBi without any corresponding reduction in transmitter conducted power. Fixed, point-to-point operations exclude the use of point-to-multipoint systems, omnidirectional applications, and multiple collocated transmitters transmitting the same information. The operator of the U-NII device, or if the equipment is professionally installed, the installer, is responsible for ensuring that systems employing high gain directional antennas are used exclusively for fixed, point-to-point operations.

(e) Within the 5.725-5.85 GHz band, the minimum 6 dB bandwidth of U-NII devices shall be at least 500 kHz.

8.1.3 Test Configuration

Test according to clause 6.1 radio frequency test setup

8.1.4 Test Procedure

According to 789033 D02 v02r01 section C&D, the following is the measurement procedure.

1. Emission Bandwidth (EBW)

- Set RBW = approximately 1% of the emission bandwidth.
- Set the VBW > RBW.
- Detector = Peak.
- Trace mode = max hold.
- Measure the maximum width of the emission that is 26 dB down from the maximum of the emission.

Compare this with the RBW setting of the analyzer. Readjust RBW and repeat measurement as needed until the RBW/EBW ratio is approximately 1%.

2. Minimum Emission Bandwidth for the band 5.725-5.85 GHz

Section 15.407(e) specifies the minimum 6 dB emission bandwidth of at least 500 KHz for the band 5.715-5.85 GHz. The following procedure shall be used for measuring this bandwidth:

- a) Set RBW = 100 kHz.
- b) Set the video bandwidth (VBW) $\geq 3 \times$ RBW.
- c) Detector = Peak.
- d) Trace mode = max hold.
- e) Sweep = auto couple.
- f) Allow the trace to stabilize.
- g) Measure the maximum width of the emission that is constrained by the frequencies associated with the two outermost amplitude points (upper and lower frequencies) that are attenuated by 6 dB relative to the maximum level measured in the fundamental emission.

Note: The automatic bandwidth measurement capability of a spectrum analyzer or EMI receiver may be employed if it implements the functionality described above.

D. 99 Percent Occupied Bandwidth

The 99-percent occupied bandwidth is the frequency bandwidth such that, below its lower and above its upper frequency limits, the mean powers are each equal to 0.5 % of the total mean power of the given emission. Measurement of the 99-percent occupied bandwidth is required only as a condition for using the optional band-edge measurement techniques described in section II.G.3.d). Measurements of 99-percent occupied bandwidth may also optionally be used in lieu of the EBW to 789033 D02 v01r02 General UNII Test Procedures New Rules v01 define the minimum frequency range over which the spectrum is integrated when measuring maximum conducted output power as described in section II.E. However, the EBW must be measured to determine bandwidth dependent limits on maximum conducted output power in accordance with 15.407(a).

The following procedure shall be used for measuring (99 %) power bandwidth:

1. Set center frequency to the nominal EUT channel center frequency.
2. Set span = 1.5 times to 5.0 times the OBW.
3. Set RBW = 1 % to 5 % of the OBW
4. Set VBW $\geq 3 \cdot$ RBW
5. Video averaging is not permitted. Where practical, a sample detection and single sweep mode shall be used. Otherwise, peak detection and max hold mode (until the trace stabilizes) shall be used.
6. Use the 99 % power bandwidth function of the instrument (if available).
7. If the instrument does not have a 99 % power bandwidth function, the trace data points are recovered and directly summed in power units. The recovered amplitude data points, beginning at the lowest frequency, are placed in a running sum until 0.5 % of the total is reached; that frequency is recorded as the lower frequency. The process is repeated until 99.5 % of the total is reached; that frequency is recorded as the upper frequency. The 99% occupied bandwidth is the difference between these two frequencies.

8.1.5 Test Results

Emission Bandwidth

| TestMode | Antenna | Frequency[MHz] | 26db EBW [MHz] | FL[MHz] | FH[MHz] | Limit[MHz] | Verdict |
|-----------|---------|----------------|----------------|----------|----------|------------|---------|
| 11A | Ant1 | 5180 | 26.720 | 5166.800 | 5193.520 | --- | --- |
| 11A | Ant2 | 5180 | 24.600 | 5169.400 | 5194.000 | --- | --- |
| 11A | Ant1 | 5200 | 21.160 | 5190.360 | 5211.520 | --- | --- |
| 11A | Ant2 | 5200 | 31.080 | 5186.400 | 5217.480 | --- | --- |
| 11A | Ant1 | 5240 | 25.800 | 5227.960 | 5253.760 | --- | --- |
| 11A | Ant2 | 5240 | 35.040 | 5223.400 | 5258.440 | --- | --- |
| 11A | Ant1 | 5260 | 27.560 | 5247.400 | 5274.960 | --- | --- |
| 11A | Ant2 | 5260 | 33.040 | 5245.720 | 5278.760 | --- | --- |
| 11A | Ant1 | 5280 | 23.200 | 5269.640 | 5292.840 | --- | --- |
| 11A | Ant2 | 5280 | 32.120 | 5265.760 | 5297.880 | --- | --- |
| 11A | Ant1 | 5320 | 23.600 | 5309.880 | 5333.480 | --- | --- |
| 11A | Ant2 | 5320 | 36.880 | 5301.720 | 5338.600 | --- | --- |
| 11A | Ant1 | 5500 | 18.400 | 5490.880 | 5509.280 | --- | --- |
| 11A | Ant2 | 5500 | 18.600 | 5490.720 | 5509.320 | --- | --- |
| 11A | Ant1 | 5580 | 18.520 | 5570.840 | 5589.360 | --- | --- |
| 11A | Ant2 | 5580 | 18.480 | 5570.720 | 5589.200 | --- | --- |
| 11A | Ant1 | 5700 | 18.560 | 5690.640 | 5709.200 | --- | --- |
| 11A | Ant2 | 5700 | 19.880 | 5690.800 | 5710.680 | --- | --- |
| 11A | Ant1 | 5745 | 18.320 | 5735.760 | 5754.080 | --- | --- |
| 11A | Ant2 | 5745 | 24.160 | 5733.840 | 5758.000 | --- | --- |
| 11A | Ant1 | 5785 | 18.600 | 5775.720 | 5794.320 | --- | --- |
| 11A | Ant2 | 5785 | 20.320 | 5775.560 | 5795.880 | --- | --- |
| 11A | Ant1 | 5825 | 18.640 | 5815.640 | 5834.280 | --- | --- |
| 11A | Ant2 | 5825 | 18.880 | 5815.520 | 5834.400 | --- | --- |
| 11N20MIMO | Ant1 | 5180 | 19.360 | 5170.360 | 5189.720 | --- | --- |
| 11N20MIMO | Ant2 | 5180 | 19.320 | 5170.360 | 5189.680 | --- | --- |
| 11N20MIMO | Ant1 | 5200 | 19.240 | 5190.360 | 5209.600 | --- | --- |
| 11N20MIMO | Ant2 | 5200 | 19.360 | 5190.240 | 5209.600 | --- | --- |
| 11N20MIMO | Ant1 | 5240 | 19.520 | 5230.240 | 5249.760 | --- | --- |
| 11N20MIMO | Ant2 | 5240 | 19.520 | 5230.200 | 5249.720 | --- | --- |
| 11N20MIMO | Ant1 | 5260 | 19.320 | 5250.320 | 5269.640 | --- | --- |
| 11N20MIMO | Ant2 | 5260 | 19.440 | 5250.320 | 5269.760 | --- | --- |
| 11N20MIMO | Ant1 | 5280 | 19.320 | 5270.320 | 5289.640 | --- | --- |
| 11N20MIMO | Ant2 | 5280 | 19.440 | 5270.240 | 5289.680 | --- | --- |
| 11N20MIMO | Ant1 | 5320 | 19.440 | 5310.240 | 5329.680 | --- | --- |
| 11N20MIMO | Ant2 | 5320 | 19.400 | 5310.280 | 5329.680 | --- | --- |
| 11N20MIMO | Ant1 | 5500 | 19.400 | 5490.280 | 5509.680 | --- | --- |
| 11N20MIMO | Ant2 | 5500 | 19.440 | 5490.280 | 5509.720 | --- | --- |
| 11N20MIMO | Ant1 | 5580 | 19.360 | 5570.280 | 5589.640 | --- | --- |
| 11N20MIMO | Ant2 | 5580 | 19.600 | 5570.200 | 5589.800 | --- | --- |
| 11N20MIMO | Ant1 | 5700 | 19.400 | 5690.280 | 5709.680 | --- | --- |
| 11N20MIMO | Ant2 | 5700 | 19.480 | 5690.280 | 5709.760 | --- | --- |
| 11N20MIMO | Ant1 | 5745 | 19.640 | 5735.200 | 5754.840 | --- | --- |
| 11N20MIMO | Ant2 | 5745 | 19.240 | 5735.360 | 5754.600 | --- | --- |
| 11N20MIMO | Ant1 | 5785 | 19.320 | 5775.240 | 5794.560 | --- | --- |
| 11N20MIMO | Ant2 | 5785 | 19.400 | 5775.280 | 5794.680 | --- | --- |
| 11N20MIMO | Ant1 | 5825 | 19.600 | 5815.240 | 5834.840 | --- | --- |
| 11N20MIMO | Ant2 | 5825 | 19.280 | 5815.360 | 5834.640 | --- | --- |
| 11N40MIMO | Ant1 | 5190 | 40.320 | 5170.080 | 5210.400 | --- | --- |
| 11N40MIMO | Ant2 | 5190 | 40.880 | 5169.760 | 5210.640 | --- | --- |
| 11N40MIMO | Ant1 | 5230 | 40.640 | 5209.920 | 5250.560 | --- | --- |
| 11N40MIMO | Ant2 | 5230 | 40.320 | 5210.160 | 5250.480 | --- | --- |
| 11N40MIMO | Ant1 | 5270 | 40.400 | 5249.760 | 5290.160 | --- | --- |
| 11N40MIMO | Ant2 | 5270 | 40.400 | 5250.160 | 5290.560 | --- | --- |
| 11N40MIMO | Ant1 | 5310 | 40.400 | 5289.920 | 5330.320 | --- | --- |

| | | | | | | | |
|------------|------|------|--------|----------|----------|-----|-----|
| 11N40MIMO | Ant2 | 5310 | 40.480 | 5289.920 | 5330.400 | --- | --- |
| 11N40MIMO | Ant1 | 5510 | 40.640 | 5489.680 | 5530.320 | --- | --- |
| 11N40MIMO | Ant2 | 5510 | 40.400 | 5489.680 | 5530.080 | --- | --- |
| 11N40MIMO | Ant1 | 5550 | 40.560 | 5529.840 | 5570.400 | --- | --- |
| 11N40MIMO | Ant2 | 5550 | 40.800 | 5529.600 | 5570.400 | --- | --- |
| 11N40MIMO | Ant1 | 5670 | 40.560 | 5649.440 | 5690.000 | --- | --- |
| 11N40MIMO | Ant2 | 5670 | 40.720 | 5649.840 | 5690.560 | --- | --- |
| 11N40MIMO | Ant1 | 5755 | 40.160 | 5734.760 | 5774.920 | --- | --- |
| 11N40MIMO | Ant2 | 5755 | 40.480 | 5734.520 | 5775.000 | --- | --- |
| 11N40MIMO | Ant1 | 5795 | 41.040 | 5774.440 | 5815.480 | --- | --- |
| 11N40MIMO | Ant2 | 5795 | 40.400 | 5774.920 | 5815.320 | --- | --- |
| 11AC20MIMO | Ant1 | 5180 | 19.360 | 5170.280 | 5189.640 | --- | --- |
| 11AC20MIMO | Ant2 | 5180 | 19.560 | 5170.240 | 5189.800 | --- | --- |
| 11AC20MIMO | Ant1 | 5200 | 19.360 | 5190.360 | 5209.720 | --- | --- |
| 11AC20MIMO | Ant2 | 5200 | 19.440 | 5190.360 | 5209.800 | --- | --- |
| 11AC20MIMO | Ant1 | 5240 | 19.560 | 5230.240 | 5249.800 | --- | --- |
| 11AC20MIMO | Ant2 | 5240 | 19.400 | 5230.280 | 5249.680 | --- | --- |
| 11AC20MIMO | Ant1 | 5260 | 19.600 | 5250.240 | 5269.840 | --- | --- |
| 11AC20MIMO | Ant2 | 5260 | 19.280 | 5250.400 | 5269.680 | --- | --- |
| 11AC20MIMO | Ant1 | 5280 | 19.280 | 5270.360 | 5289.640 | --- | --- |
| 11AC20MIMO | Ant2 | 5280 | 19.440 | 5270.320 | 5289.760 | --- | --- |
| 11AC20MIMO | Ant1 | 5320 | 19.400 | 5310.320 | 5329.720 | --- | --- |
| 11AC20MIMO | Ant2 | 5320 | 19.480 | 5310.240 | 5329.720 | --- | --- |
| 11AC20MIMO | Ant1 | 5500 | 19.280 | 5490.360 | 5509.640 | --- | --- |
| 11AC20MIMO | Ant2 | 5500 | 19.320 | 5490.280 | 5509.600 | --- | --- |
| 11AC20MIMO | Ant1 | 5580 | 19.280 | 5570.360 | 5589.640 | --- | --- |
| 11AC20MIMO | Ant2 | 5580 | 19.440 | 5570.360 | 5589.800 | --- | --- |
| 11AC20MIMO | Ant1 | 5700 | 19.440 | 5690.240 | 5709.680 | --- | --- |
| 11AC20MIMO | Ant2 | 5700 | 19.480 | 5690.240 | 5709.720 | --- | --- |
| 11AC20MIMO | Ant1 | 5745 | 19.240 | 5735.360 | 5754.600 | --- | --- |
| 11AC20MIMO | Ant2 | 5745 | 19.440 | 5735.240 | 5754.680 | --- | --- |
| 11AC20MIMO | Ant1 | 5785 | 19.360 | 5775.280 | 5794.640 | --- | --- |
| 11AC20MIMO | Ant2 | 5785 | 19.360 | 5775.320 | 5794.680 | --- | --- |
| 11AC20MIMO | Ant1 | 5825 | 19.320 | 5815.240 | 5834.560 | --- | --- |
| 11AC20MIMO | Ant2 | 5825 | 19.280 | 5815.320 | 5834.600 | --- | --- |
| 11AC40MIMO | Ant1 | 5190 | 40.560 | 5169.760 | 5210.320 | --- | --- |
| 11AC40MIMO | Ant2 | 5190 | 40.160 | 5169.840 | 5210.000 | --- | --- |
| 11AC40MIMO | Ant1 | 5230 | 40.240 | 5210.160 | 5250.400 | --- | --- |
| 11AC40MIMO | Ant2 | 5230 | 40.320 | 5209.840 | 5250.160 | --- | --- |
| 11AC40MIMO | Ant1 | 5270 | 40.640 | 5249.680 | 5290.320 | --- | --- |
| 11AC40MIMO | Ant2 | 5270 | 40.320 | 5250.000 | 5290.320 | --- | --- |
| 11AC40MIMO | Ant1 | 5310 | 40.720 | 5289.520 | 5330.240 | --- | --- |
| 11AC40MIMO | Ant2 | 5310 | 40.480 | 5289.840 | 5330.320 | --- | --- |
| 11AC40MIMO | Ant1 | 5510 | 40.960 | 5489.360 | 5530.320 | --- | --- |
| 11AC40MIMO | Ant2 | 5510 | 40.720 | 5489.600 | 5530.320 | --- | --- |
| 11AC40MIMO | Ant1 | 5550 | 40.400 | 5529.760 | 5570.160 | --- | --- |
| 11AC40MIMO | Ant2 | 5550 | 40.160 | 5530.000 | 5570.160 | --- | --- |
| 11AC40MIMO | Ant1 | 5670 | 40.400 | 5650.000 | 5690.400 | --- | --- |
| 11AC40MIMO | Ant2 | 5670 | 40.400 | 5649.760 | 5690.160 | --- | --- |
| 11AC40MIMO | Ant1 | 5755 | 40.400 | 5734.600 | 5775.000 | --- | --- |
| 11AC40MIMO | Ant2 | 5755 | 40.080 | 5735.000 | 5775.080 | --- | --- |
| 11AC40MIMO | Ant1 | 5795 | 40.240 | 5774.840 | 5815.080 | --- | --- |
| 11AC40MIMO | Ant2 | 5795 | 40.960 | 5774.520 | 5815.480 | --- | --- |
| 11AC80MIMO | Ant1 | 5210 | 80.640 | 5170.160 | 5250.800 | --- | --- |
| 11AC80MIMO | Ant2 | 5210 | 80.000 | 5170.000 | 5250.000 | --- | --- |
| 11AC80MIMO | Ant1 | 5290 | 80.320 | 5249.840 | 5330.160 | --- | --- |
| 11AC80MIMO | Ant2 | 5290 | 80.960 | 5249.680 | 5330.640 | --- | --- |
| 11AC80MIMO | Ant1 | 5530 | 80.640 | 5489.520 | 5570.160 | --- | --- |
| 11AC80MIMO | Ant2 | 5530 | 80.320 | 5489.840 | 5570.160 | --- | --- |
| 11AC80MIMO | Ant1 | 5610 | 80.320 | 5570.000 | 5650.320 | --- | --- |
| 11AC80MIMO | Ant2 | 5610 | 80.480 | 5569.840 | 5650.320 | --- | --- |

| | | | | | | | |
|------------|------|------|--------|----------|----------|-----|-----|
| 11AC80MIMO | Ant1 | 5775 | 80.480 | 5735.000 | 5815.480 | --- | --- |
| 11AC80MIMO | Ant2 | 5775 | 80.320 | 5735.000 | 5815.320 | --- | --- |



Occupied channel bandwidth

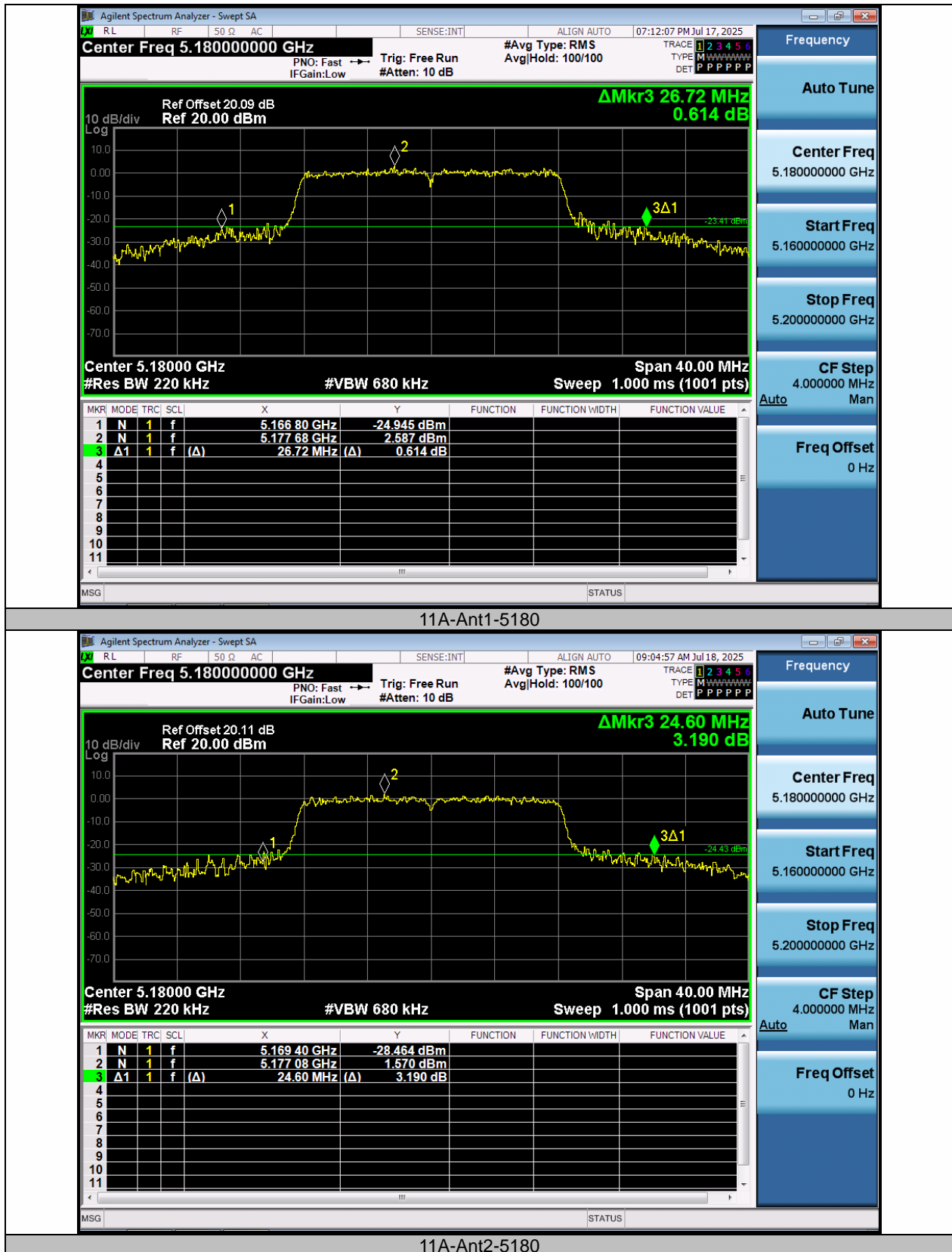
| TestMode | Antenna | Frequency[MHz] | OCB [MHz] | FL[MHz] | FH[MHz] | Limit[MHz] | Verdict |
|-----------|---------|----------------|-----------|-----------|-----------|------------|---------|
| 11A | Ant1 | 5180 | 16.781 | 5171.6552 | 5188.4362 | --- | --- |
| 11A | Ant2 | 5180 | 16.784 | 5171.6406 | 5188.4246 | --- | --- |
| 11A | Ant1 | 5200 | 16.747 | 5191.6602 | 5208.4072 | --- | --- |
| 11A | Ant2 | 5200 | 17.022 | 5191.5626 | 5208.5846 | --- | --- |
| 11A | Ant1 | 5240 | 16.727 | 5231.6720 | 5248.3990 | --- | --- |
| 11A | Ant2 | 5240 | 18.807 | 5231.4524 | 5250.2594 | --- | --- |
| 11A | Ant1 | 5260 | 17.085 | 5251.5536 | 5268.6386 | --- | --- |
| 11A | Ant2 | 5260 | 17.865 | 5251.5133 | 5269.3783 | --- | --- |
| 11A | Ant1 | 5280 | 16.724 | 5271.6620 | 5288.3860 | --- | --- |
| 11A | Ant2 | 5280 | 19.806 | 5271.2054 | 5291.0114 | --- | --- |
| 11A | Ant1 | 5320 | 16.648 | 5311.6630 | 5328.3110 | --- | --- |
| 11A | Ant2 | 5320 | 19.621 | 5311.2135 | 5330.8345 | --- | --- |
| 11A | Ant1 | 5500 | 16.578 | 5491.7362 | 5508.3142 | --- | --- |
| 11A | Ant2 | 5500 | 16.503 | 5491.7365 | 5508.2395 | --- | --- |
| 11A | Ant1 | 5580 | 16.551 | 5571.7479 | 5588.2989 | --- | --- |
| 11A | Ant2 | 5580 | 16.546 | 5571.7163 | 5588.2623 | --- | --- |
| 11A | Ant1 | 5700 | 16.527 | 5691.7395 | 5708.2665 | --- | --- |
| 11A | Ant2 | 5700 | 16.662 | 5691.6632 | 5708.3252 | --- | --- |
| 11A | Ant1 | 5745 | 16.524 | 5736.7218 | 5753.2458 | --- | --- |
| 11A | Ant2 | 5745 | 16.686 | 5736.6646 | 5753.3506 | --- | --- |
| 11A | Ant1 | 5785 | 16.509 | 5776.7297 | 5793.2387 | --- | --- |
| 11A | Ant2 | 5785 | 16.603 | 5776.6933 | 5793.2963 | --- | --- |
| 11A | Ant1 | 5825 | 16.515 | 5816.7264 | 5833.2414 | --- | --- |
| 11A | Ant2 | 5825 | 16.611 | 5816.6494 | 5833.2604 | --- | --- |
| 11N20MIMO | Ant1 | 5180 | 17.669 | 5171.1676 | 5188.8366 | --- | --- |
| 11N20MIMO | Ant2 | 5180 | 17.727 | 5171.1421 | 5188.8691 | --- | --- |
| 11N20MIMO | Ant1 | 5200 | 17.645 | 5191.1690 | 5208.8140 | --- | --- |
| 11N20MIMO | Ant2 | 5200 | 17.717 | 5191.1395 | 5208.8565 | --- | --- |
| 11N20MIMO | Ant1 | 5240 | 17.653 | 5231.1719 | 5248.8249 | --- | --- |
| 11N20MIMO | Ant2 | 5240 | 17.665 | 5231.1593 | 5248.8243 | --- | --- |
| 11N20MIMO | Ant1 | 5260 | 17.663 | 5251.1656 | 5268.8286 | --- | --- |
| 11N20MIMO | Ant2 | 5260 | 17.688 | 5251.1599 | 5268.8479 | --- | --- |
| 11N20MIMO | Ant1 | 5280 | 17.677 | 5271.1574 | 5288.8344 | --- | --- |
| 11N20MIMO | Ant2 | 5280 | 17.713 | 5271.1505 | 5288.8635 | --- | --- |
| 11N20MIMO | Ant1 | 5320 | 17.660 | 5311.1486 | 5328.8086 | --- | --- |
| 11N20MIMO | Ant2 | 5320 | 17.680 | 5311.1435 | 5328.8235 | --- | --- |
| 11N20MIMO | Ant1 | 5500 | 17.670 | 5491.1502 | 5508.8202 | --- | --- |
| 11N20MIMO | Ant2 | 5500 | 17.690 | 5491.1382 | 5508.8282 | --- | --- |
| 11N20MIMO | Ant1 | 5580 | 17.662 | 5571.1688 | 5588.8308 | --- | --- |
| 11N20MIMO | Ant2 | 5580 | 17.670 | 5571.1606 | 5588.8306 | --- | --- |
| 11N20MIMO | Ant1 | 5700 | 17.681 | 5691.1516 | 5708.8326 | --- | --- |
| 11N20MIMO | Ant2 | 5700 | 17.650 | 5691.1668 | 5708.8168 | --- | --- |
| 11N20MIMO | Ant1 | 5745 | 17.674 | 5736.1460 | 5753.8200 | --- | --- |
| 11N20MIMO | Ant2 | 5745 | 17.659 | 5736.1565 | 5753.8155 | --- | --- |
| 11N20MIMO | Ant1 | 5785 | 17.669 | 5776.1323 | 5793.8013 | --- | --- |
| 11N20MIMO | Ant2 | 5785 | 17.639 | 5776.1501 | 5793.7891 | --- | --- |
| 11N20MIMO | Ant1 | 5825 | 17.709 | 5816.1289 | 5833.8379 | --- | --- |
| 11N20MIMO | Ant2 | 5825 | 17.673 | 5816.1351 | 5833.8081 | --- | --- |
| 11N40MIMO | Ant1 | 5190 | 36.625 | 5171.7805 | 5208.4055 | --- | --- |
| 11N40MIMO | Ant2 | 5190 | 36.864 | 5171.6151 | 5208.4791 | --- | --- |
| 11N40MIMO | Ant1 | 5230 | 36.526 | 5211.8862 | 5248.4122 | --- | --- |
| 11N40MIMO | Ant2 | 5230 | 36.755 | 5211.7768 | 5248.5318 | --- | --- |
| 11N40MIMO | Ant1 | 5270 | 36.452 | 5251.8490 | 5288.3010 | --- | --- |
| 11N40MIMO | Ant2 | 5270 | 36.646 | 5251.7462 | 5288.3922 | --- | --- |
| 11N40MIMO | Ant1 | 5310 | 36.405 | 5291.8193 | 5328.2243 | --- | --- |
| 11N40MIMO | Ant2 | 5310 | 36.634 | 5291.7297 | 5328.3637 | --- | --- |
| 11N40MIMO | Ant1 | 5510 | 36.502 | 5491.7332 | 5528.2352 | --- | --- |

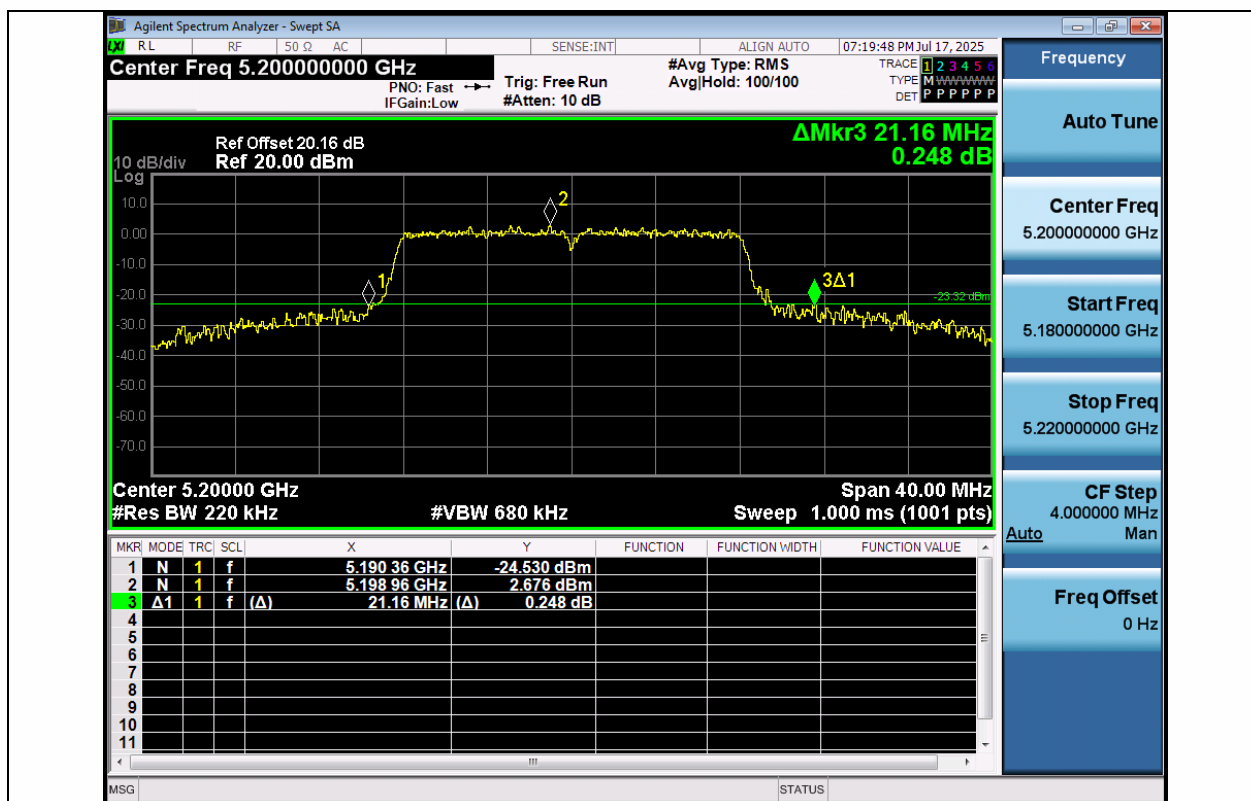
| | | | | | | | |
|------------|------|------|--------|-----------|-----------|-----|-----|
| 11N40MIMO | Ant2 | 5510 | 36.626 | 5491.6439 | 5528.2699 | --- | --- |
| 11N40MIMO | Ant1 | 5550 | 36.587 | 5531.7263 | 5568.3133 | --- | --- |
| 11N40MIMO | Ant2 | 5550 | 36.665 | 5531.6614 | 5568.3264 | --- | --- |
| 11N40MIMO | Ant1 | 5670 | 36.574 | 5651.7303 | 5688.3043 | --- | --- |
| 11N40MIMO | Ant2 | 5670 | 36.525 | 5651.7664 | 5688.2914 | --- | --- |
| 11N40MIMO | Ant1 | 5755 | 36.510 | 5736.6342 | 5773.1442 | --- | --- |
| 11N40MIMO | Ant2 | 5755 | 36.450 | 5736.6994 | 5773.1494 | --- | --- |
| 11N40MIMO | Ant1 | 5795 | 36.608 | 5776.6369 | 5813.2449 | --- | --- |
| 11N40MIMO | Ant2 | 5795 | 36.454 | 5776.7318 | 5813.1858 | --- | --- |
| 11AC20MIMO | Ant1 | 5180 | 17.672 | 5171.1623 | 5188.8343 | --- | --- |
| 11AC20MIMO | Ant2 | 5180 | 17.719 | 5171.1354 | 5188.8544 | --- | --- |
| 11AC20MIMO | Ant1 | 5200 | 17.694 | 5191.1486 | 5208.8426 | --- | --- |
| 11AC20MIMO | Ant2 | 5200 | 17.752 | 5191.1141 | 5208.8661 | --- | --- |
| 11AC20MIMO | Ant1 | 5240 | 17.690 | 5231.1488 | 5248.8388 | --- | --- |
| 11AC20MIMO | Ant2 | 5240 | 17.729 | 5231.1447 | 5248.8737 | --- | --- |
| 11AC20MIMO | Ant1 | 5260 | 17.725 | 5251.1627 | 5268.8877 | --- | --- |
| 11AC20MIMO | Ant2 | 5260 | 17.695 | 5251.1607 | 5268.8557 | --- | --- |
| 11AC20MIMO | Ant1 | 5280 | 17.672 | 5271.1560 | 5288.8280 | --- | --- |
| 11AC20MIMO | Ant2 | 5280 | 17.679 | 5271.1570 | 5288.8360 | --- | --- |
| 11AC20MIMO | Ant1 | 5320 | 17.654 | 5311.1608 | 5328.8148 | --- | --- |
| 11AC20MIMO | Ant2 | 5320 | 17.661 | 5311.1672 | 5328.8282 | --- | --- |
| 11AC20MIMO | Ant1 | 5500 | 17.682 | 5491.1502 | 5508.8322 | --- | --- |
| 11AC20MIMO | Ant2 | 5500 | 17.691 | 5491.1398 | 5508.8308 | --- | --- |
| 11AC20MIMO | Ant1 | 5580 | 17.652 | 5571.1765 | 5588.8285 | --- | --- |
| 11AC20MIMO | Ant2 | 5580 | 17.657 | 5571.1734 | 5588.8304 | --- | --- |
| 11AC20MIMO | Ant1 | 5700 | 17.680 | 5691.1452 | 5708.8252 | --- | --- |
| 11AC20MIMO | Ant2 | 5700 | 17.658 | 5691.1620 | 5708.8200 | --- | --- |
| 11AC20MIMO | Ant1 | 5745 | 17.655 | 5736.1457 | 5753.8007 | --- | --- |
| 11AC20MIMO | Ant2 | 5745 | 17.645 | 5736.1548 | 5753.7998 | --- | --- |
| 11AC20MIMO | Ant1 | 5785 | 17.666 | 5776.1379 | 5793.8039 | --- | --- |
| 11AC20MIMO | Ant2 | 5785 | 17.664 | 5776.1375 | 5793.8015 | --- | --- |
| 11AC20MIMO | Ant1 | 5825 | 17.696 | 5816.1255 | 5833.8215 | --- | --- |
| 11AC20MIMO | Ant2 | 5825 | 17.681 | 5816.1280 | 5833.8090 | --- | --- |
| 11AC40MIMO | Ant1 | 5190 | 36.456 | 5171.7937 | 5208.2497 | --- | --- |
| 11AC40MIMO | Ant2 | 5190 | 36.759 | 5171.6465 | 5208.4055 | --- | --- |
| 11AC40MIMO | Ant1 | 5230 | 36.456 | 5211.9169 | 5248.3729 | --- | --- |
| 11AC40MIMO | Ant2 | 5230 | 36.536 | 5211.8468 | 5248.3828 | --- | --- |
| 11AC40MIMO | Ant1 | 5270 | 36.445 | 5251.8111 | 5288.2561 | --- | --- |
| 11AC40MIMO | Ant2 | 5270 | 36.568 | 5251.7598 | 5288.3278 | --- | --- |
| 11AC40MIMO | Ant1 | 5310 | 36.474 | 5291.7542 | 5328.2282 | --- | --- |
| 11AC40MIMO | Ant2 | 5310 | 36.508 | 5291.7983 | 5328.3063 | --- | --- |
| 11AC40MIMO | Ant1 | 5510 | 36.547 | 5491.7807 | 5528.3277 | --- | --- |
| 11AC40MIMO | Ant2 | 5510 | 36.648 | 5491.6719 | 5528.3199 | --- | --- |
| 11AC40MIMO | Ant1 | 5550 | 36.672 | 5531.7169 | 5568.3889 | --- | --- |
| 11AC40MIMO | Ant2 | 5550 | 36.733 | 5531.6719 | 5568.4049 | --- | --- |
| 11AC40MIMO | Ant1 | 5670 | 36.608 | 5651.7339 | 5688.3419 | --- | --- |
| 11AC40MIMO | Ant2 | 5670 | 36.502 | 5651.7897 | 5688.2917 | --- | --- |
| 11AC40MIMO | Ant1 | 5755 | 36.464 | 5736.6925 | 5773.1565 | --- | --- |
| 11AC40MIMO | Ant2 | 5755 | 36.382 | 5736.7597 | 5773.1417 | --- | --- |
| 11AC40MIMO | Ant1 | 5795 | 36.583 | 5776.6223 | 5813.2053 | --- | --- |
| 11AC40MIMO | Ant2 | 5795 | 36.492 | 5776.6357 | 5813.1277 | --- | --- |
| 11AC80MIMO | Ant1 | 5210 | 74.909 | 5172.8137 | 5247.7227 | --- | --- |
| 11AC80MIMO | Ant2 | 5210 | 75.665 | 5172.3843 | 5248.0493 | --- | --- |
| 11AC80MIMO | Ant1 | 5290 | 74.864 | 5252.6371 | 5327.5011 | --- | --- |
| 11AC80MIMO | Ant2 | 5290 | 75.653 | 5252.3165 | 5327.9695 | --- | --- |
| 11AC80MIMO | Ant1 | 5530 | 75.403 | 5492.3822 | 5567.7852 | --- | --- |
| 11AC80MIMO | Ant2 | 5530 | 75.440 | 5492.3472 | 5567.7872 | --- | --- |
| 11AC80MIMO | Ant1 | 5610 | 75.140 | 5572.3887 | 5647.5287 | --- | --- |
| 11AC80MIMO | Ant2 | 5610 | 75.327 | 5572.3419 | 5647.6689 | --- | --- |
| 11AC80MIMO | Ant1 | 5775 | 75.286 | 5737.3783 | 5812.6643 | --- | --- |
| 11AC80MIMO | Ant2 | 5775 | 75.019 | 5737.5338 | 5812.5528 | --- | --- |

Min emission bandwidth

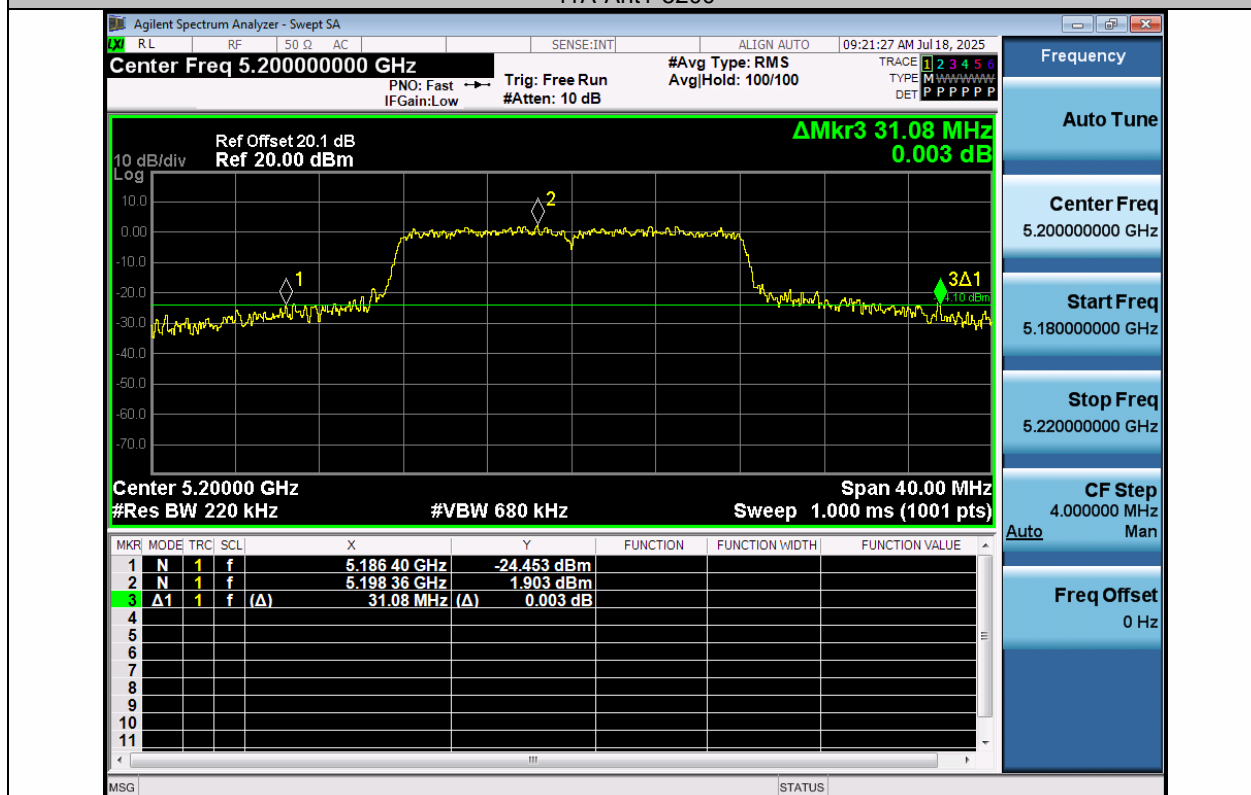
| TestMode | Antenna | Frequency[MHz] | 6db EBW [MHz] | FL[MHz] | FH[MHz] | Limit[MHz] | Verdict |
|------------|---------|----------------|---------------|----------|----------|------------|---------|
| 11A | Ant1 | 5745 | 16.360 | 5736.800 | 5753.160 | 0.5 | PASS |
| 11A | Ant2 | 5745 | 16.280 | 5736.840 | 5753.120 | 0.5 | PASS |
| 11A | Ant1 | 5785 | 16.280 | 5776.840 | 5793.120 | 0.5 | PASS |
| 11A | Ant2 | 5785 | 16.280 | 5776.840 | 5793.120 | 0.5 | PASS |
| 11A | Ant1 | 5825 | 16.320 | 5816.800 | 5833.120 | 0.5 | PASS |
| 11A | Ant2 | 5825 | 16.280 | 5816.840 | 5833.120 | 0.5 | PASS |
| 11N20MIMO | Ant1 | 5745 | 17.560 | 5736.200 | 5753.760 | 0.5 | PASS |
| 11N20MIMO | Ant2 | 5745 | 17.160 | 5736.240 | 5753.400 | 0.5 | PASS |
| 11N20MIMO | Ant1 | 5785 | 17.240 | 5776.200 | 5793.440 | 0.5 | PASS |
| 11N20MIMO | Ant2 | 5785 | 17.560 | 5776.200 | 5793.760 | 0.5 | PASS |
| 11N20MIMO | Ant1 | 5825 | 16.880 | 5816.480 | 5833.360 | 0.5 | PASS |
| 11N20MIMO | Ant2 | 5825 | 17.560 | 5816.200 | 5833.760 | 0.5 | PASS |
| 11N40MIMO | Ant1 | 5755 | 34.960 | 5737.480 | 5772.440 | 0.5 | PASS |
| 11N40MIMO | Ant2 | 5755 | 35.040 | 5737.480 | 5772.520 | 0.5 | PASS |
| 11N40MIMO | Ant1 | 5795 | 35.120 | 5777.400 | 5812.520 | 0.5 | PASS |
| 11N40MIMO | Ant2 | 5795 | 33.760 | 5777.560 | 5811.320 | 0.5 | PASS |
| 11AC20MIMO | Ant1 | 5745 | 17.200 | 5736.240 | 5753.440 | 0.5 | PASS |
| 11AC20MIMO | Ant2 | 5745 | 17.560 | 5736.200 | 5753.760 | 0.5 | PASS |
| 11AC20MIMO | Ant1 | 5785 | 17.560 | 5776.200 | 5793.760 | 0.5 | PASS |
| 11AC20MIMO | Ant2 | 5785 | 17.200 | 5776.200 | 5793.400 | 0.5 | PASS |
| 11AC20MIMO | Ant1 | 5825 | 17.560 | 5816.200 | 5833.760 | 0.5 | PASS |
| 11AC20MIMO | Ant2 | 5825 | 17.560 | 5816.200 | 5833.760 | 0.5 | PASS |
| 11AC40MIMO | Ant1 | 5755 | 34.960 | 5737.480 | 5772.440 | 0.5 | PASS |
| 11AC40MIMO | Ant2 | 5755 | 34.960 | 5737.560 | 5772.520 | 0.5 | PASS |
| 11AC40MIMO | Ant1 | 5795 | 35.040 | 5777.480 | 5812.520 | 0.5 | PASS |
| 11AC40MIMO | Ant2 | 5795 | 35.120 | 5777.400 | 5812.520 | 0.5 | PASS |
| 11AC80MIMO | Ant1 | 5610 | 72.640 | 5573.680 | 5646.320 | 0.5 | PASS |
| 11AC80MIMO | Ant2 | 5610 | 73.760 | 5573.680 | 5647.440 | 0.5 | PASS |
| 11AC80MIMO | Ant1 | 5775 | 73.760 | 5738.680 | 5812.440 | 0.5 | PASS |
| 11AC80MIMO | Ant2 | 5775 | 75.040 | 5737.400 | 5812.440 | 0.5 | PASS |

Emission Bandwidth

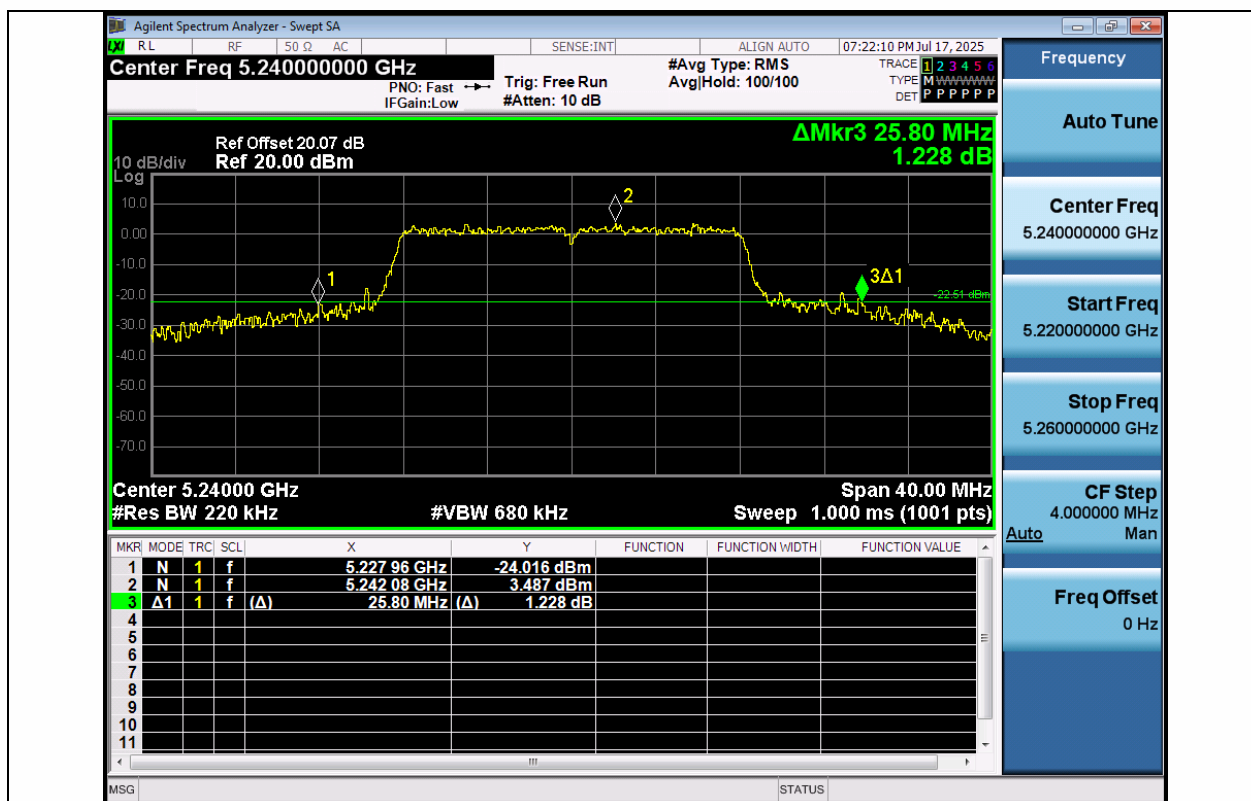




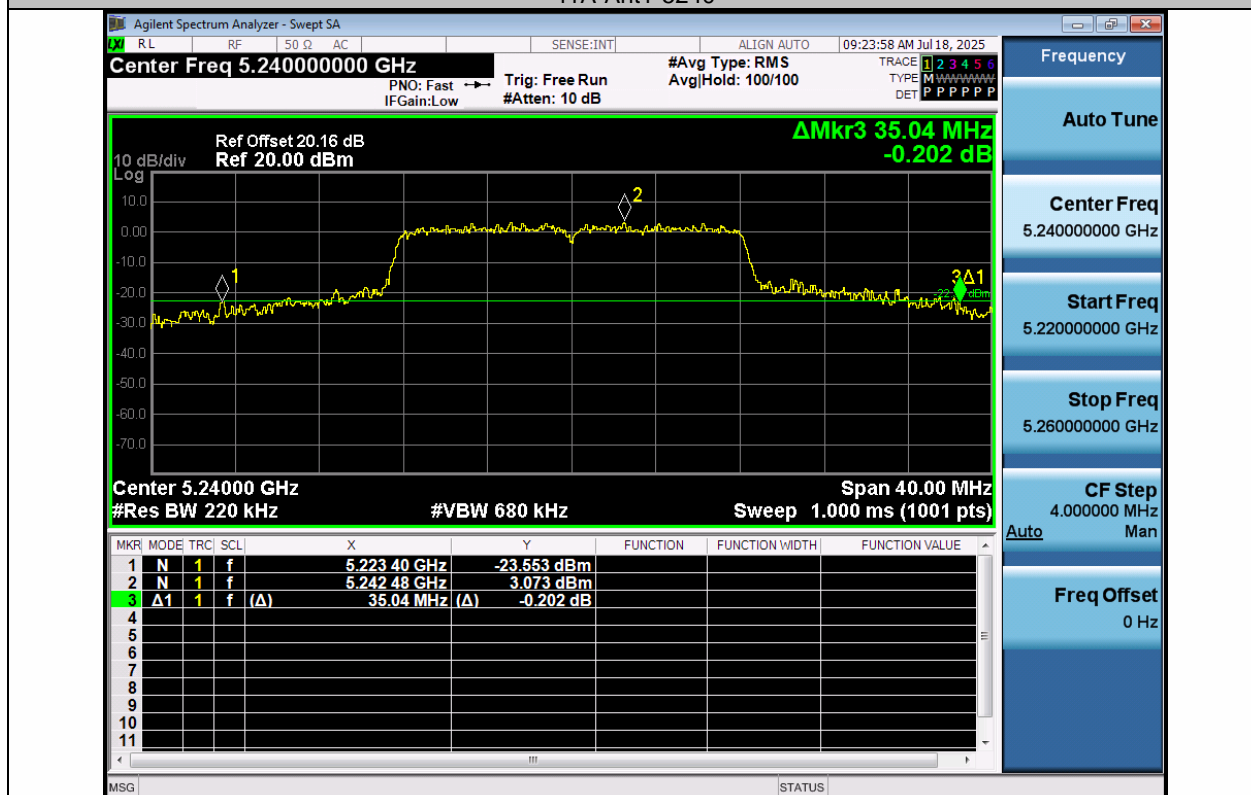
11A-Ant1-5200



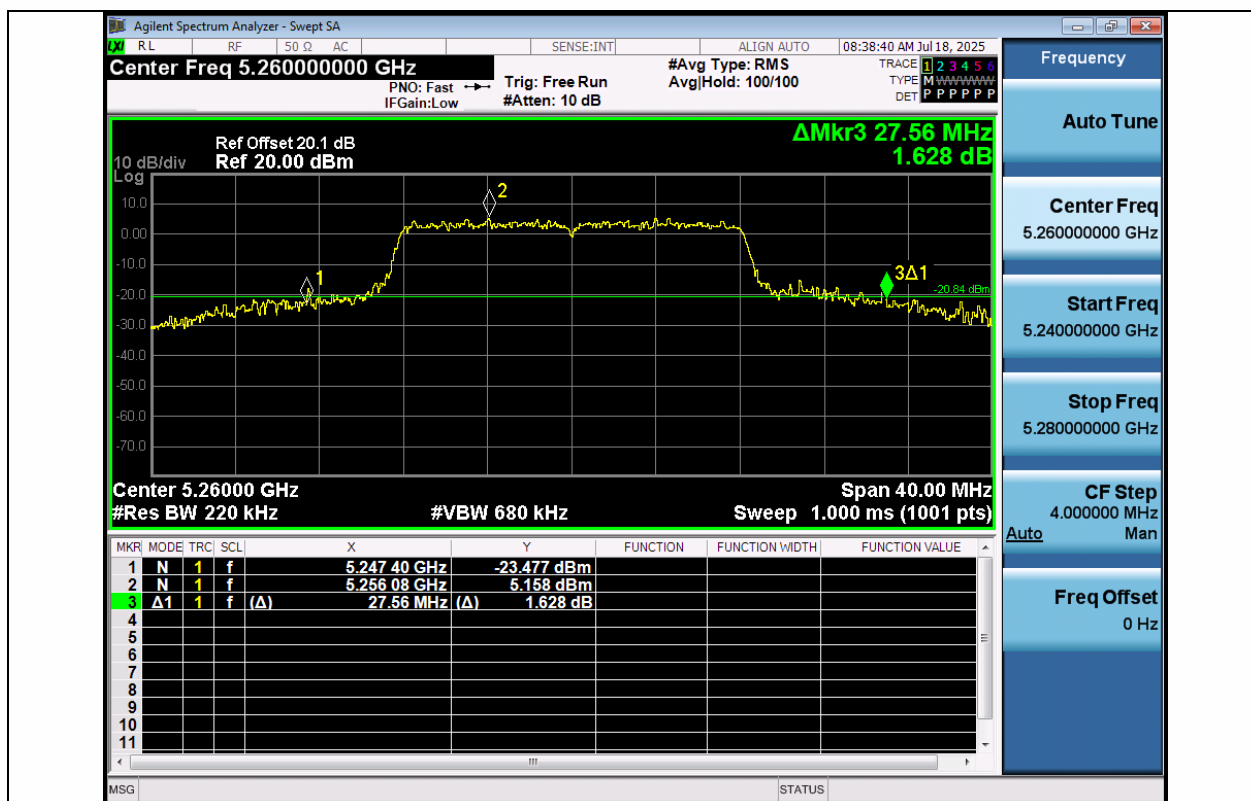
11A-Ant2-5200



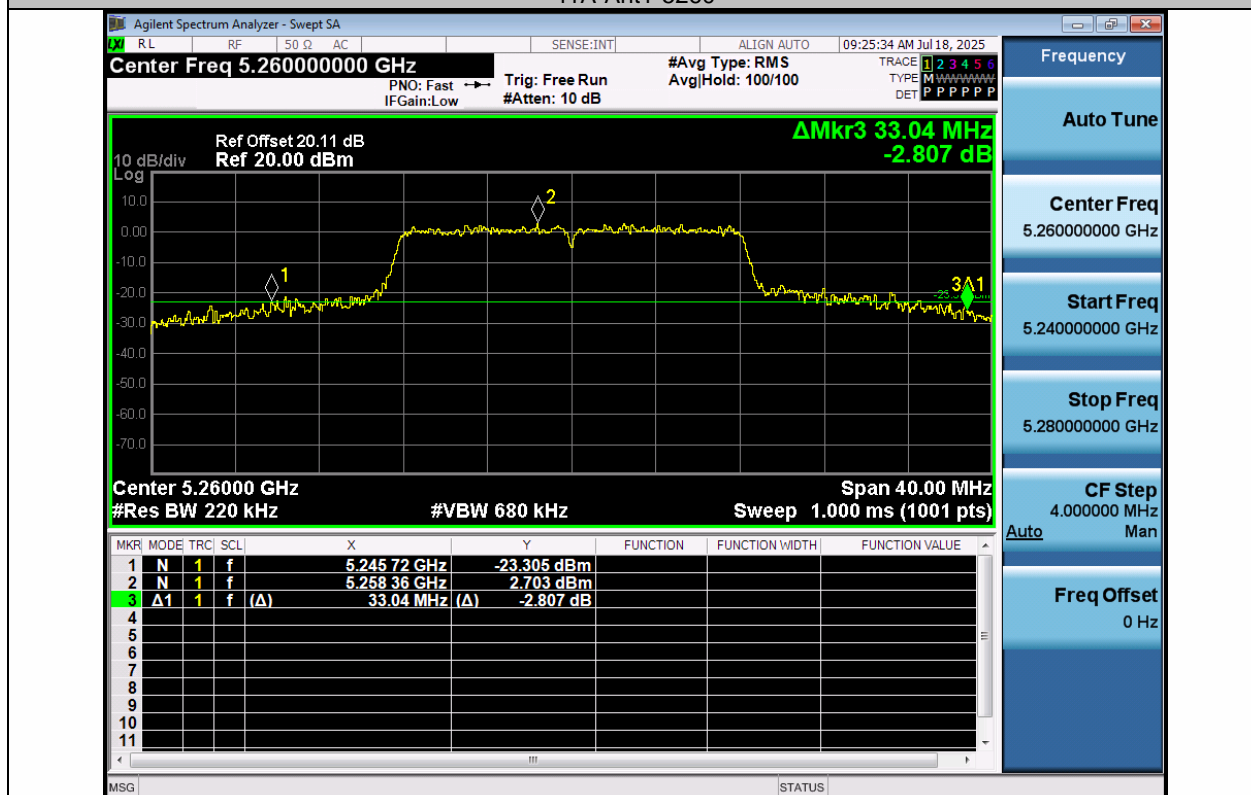
11A-Ant1-5240



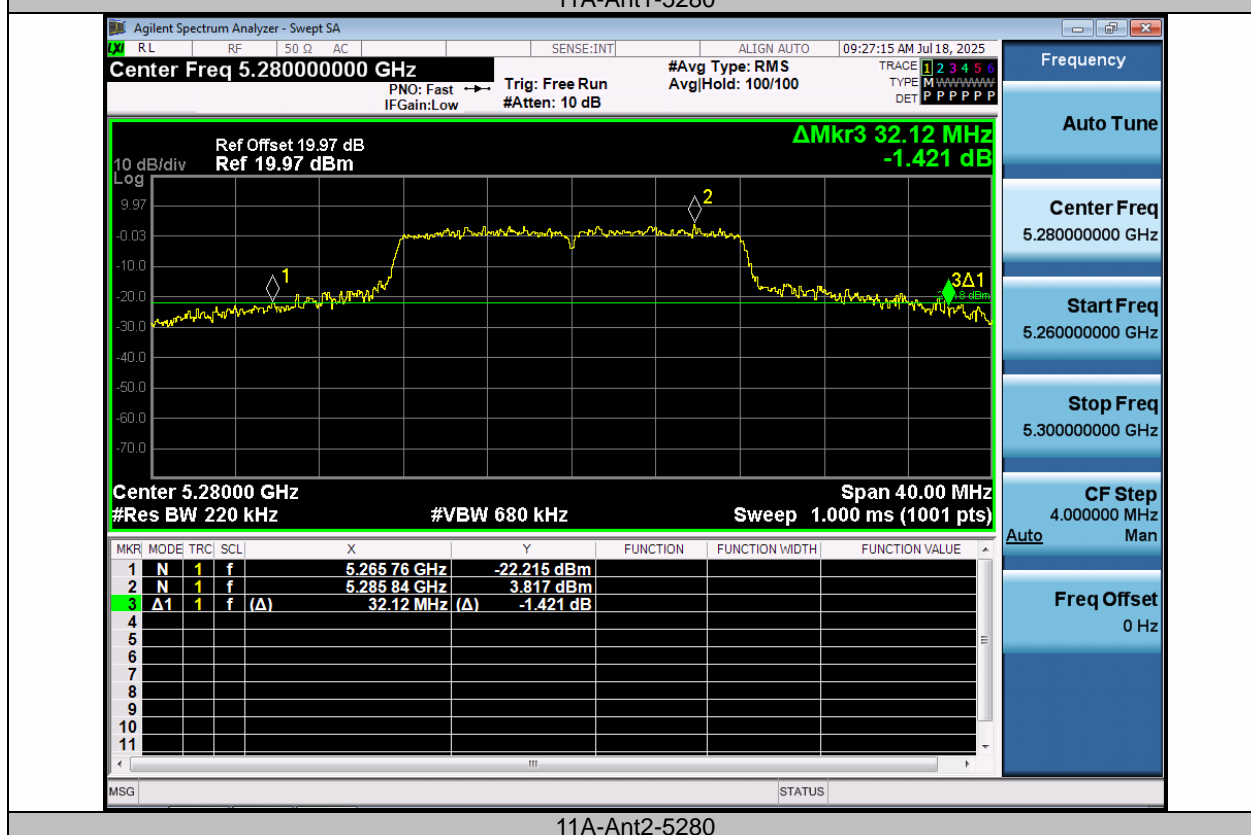
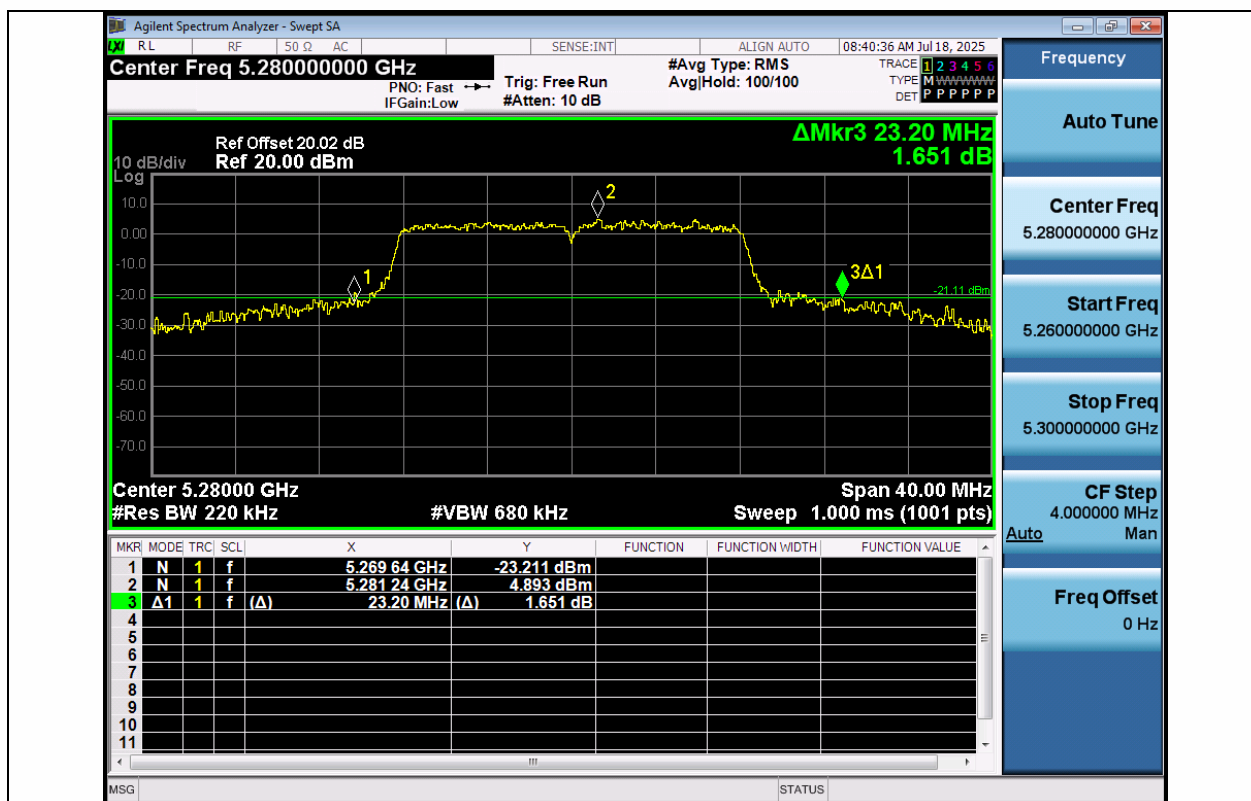
11A-Ant2-5240

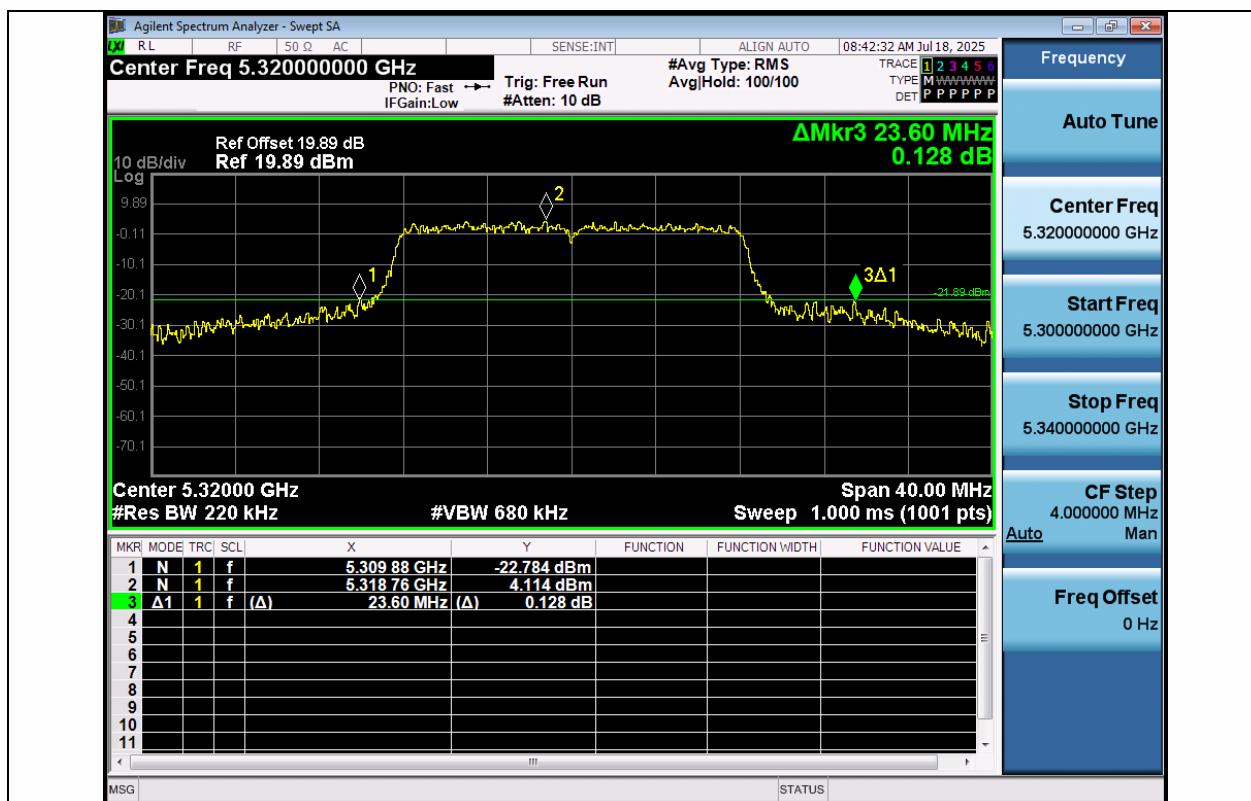


11A-Ant1-5260

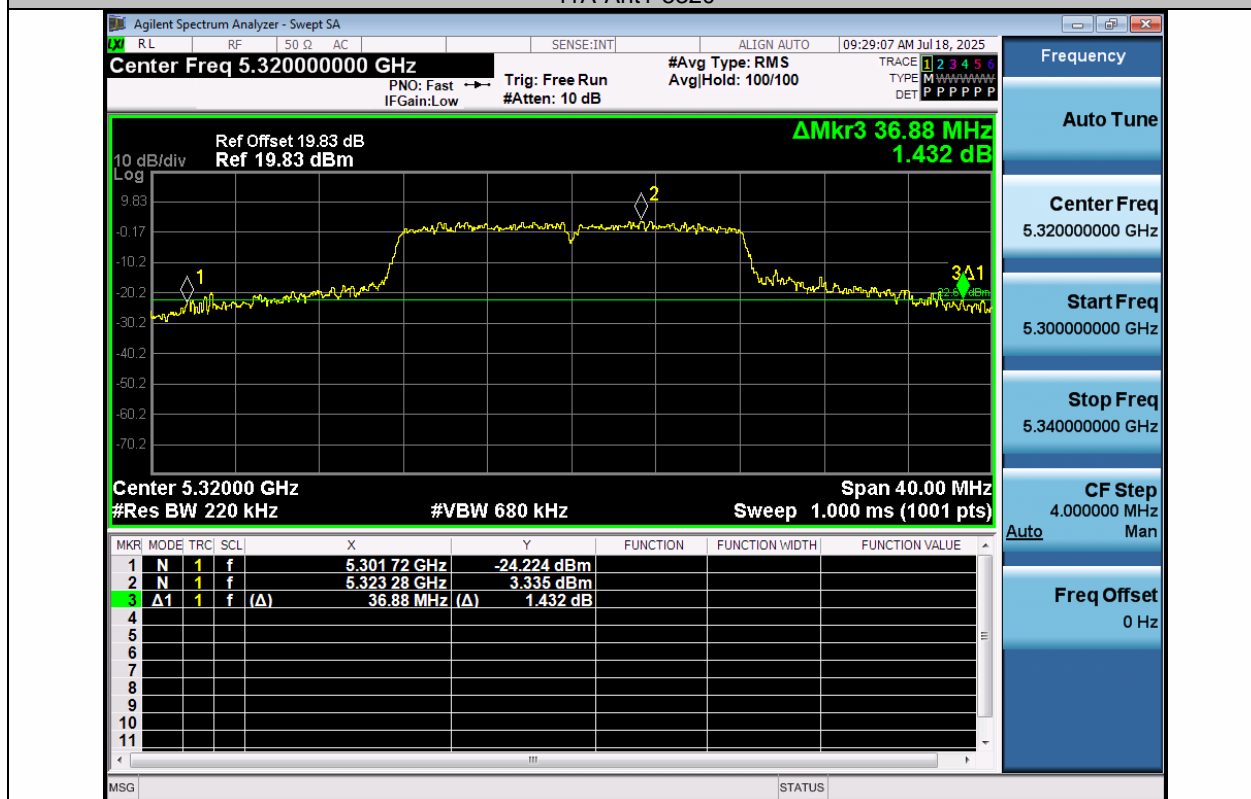


11A-Ant2-5260

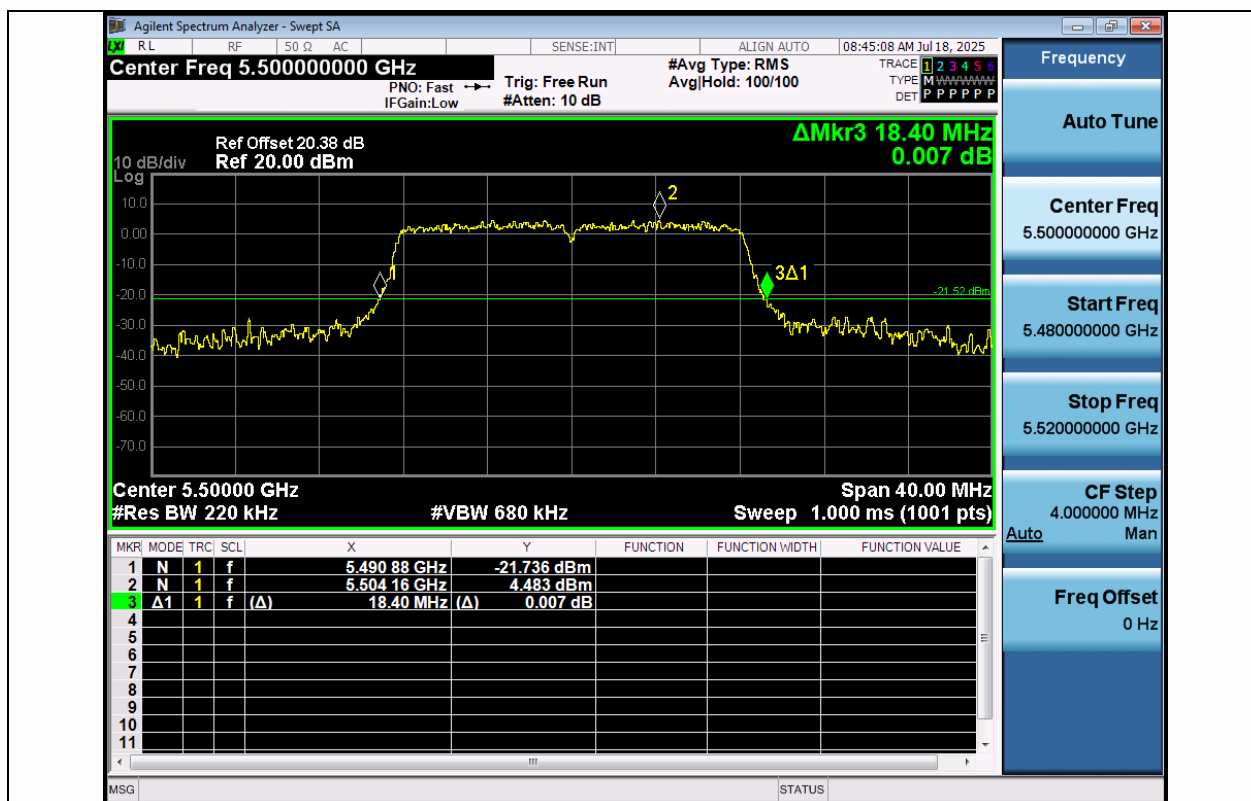




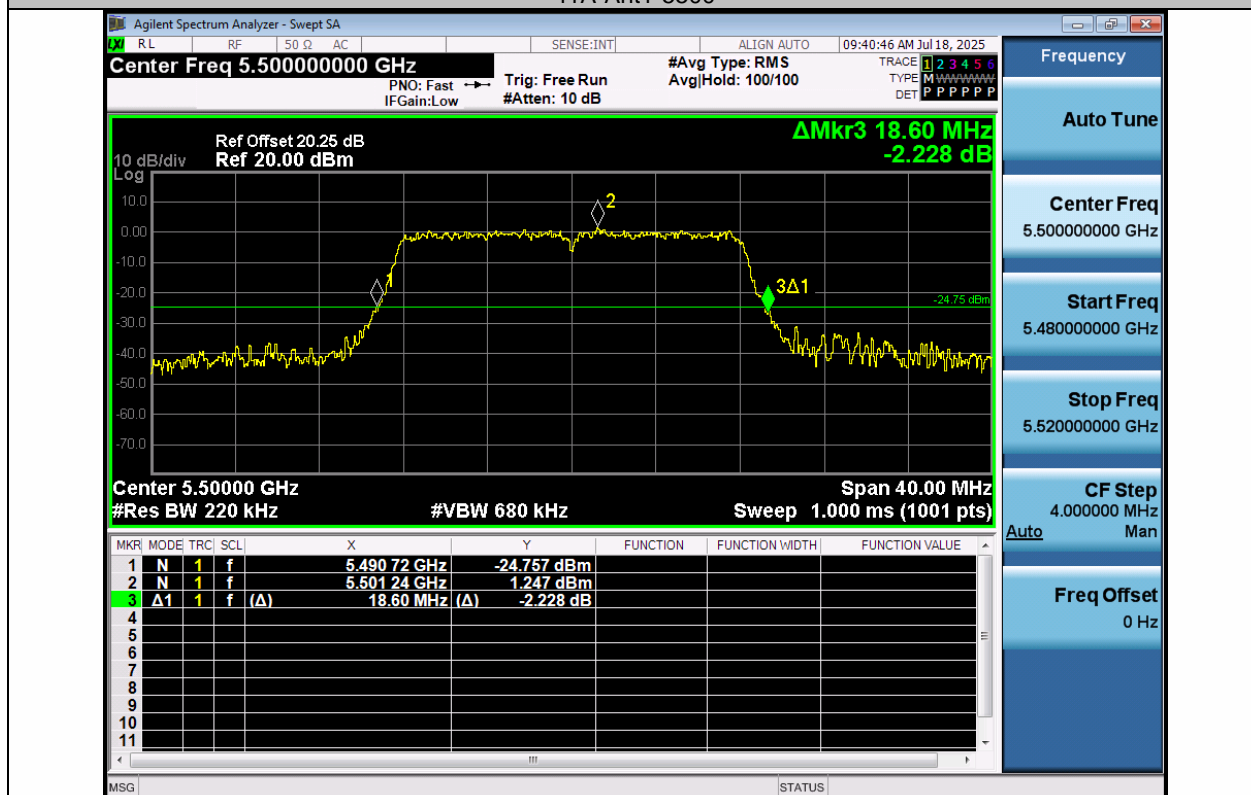
11A-Ant1-5320



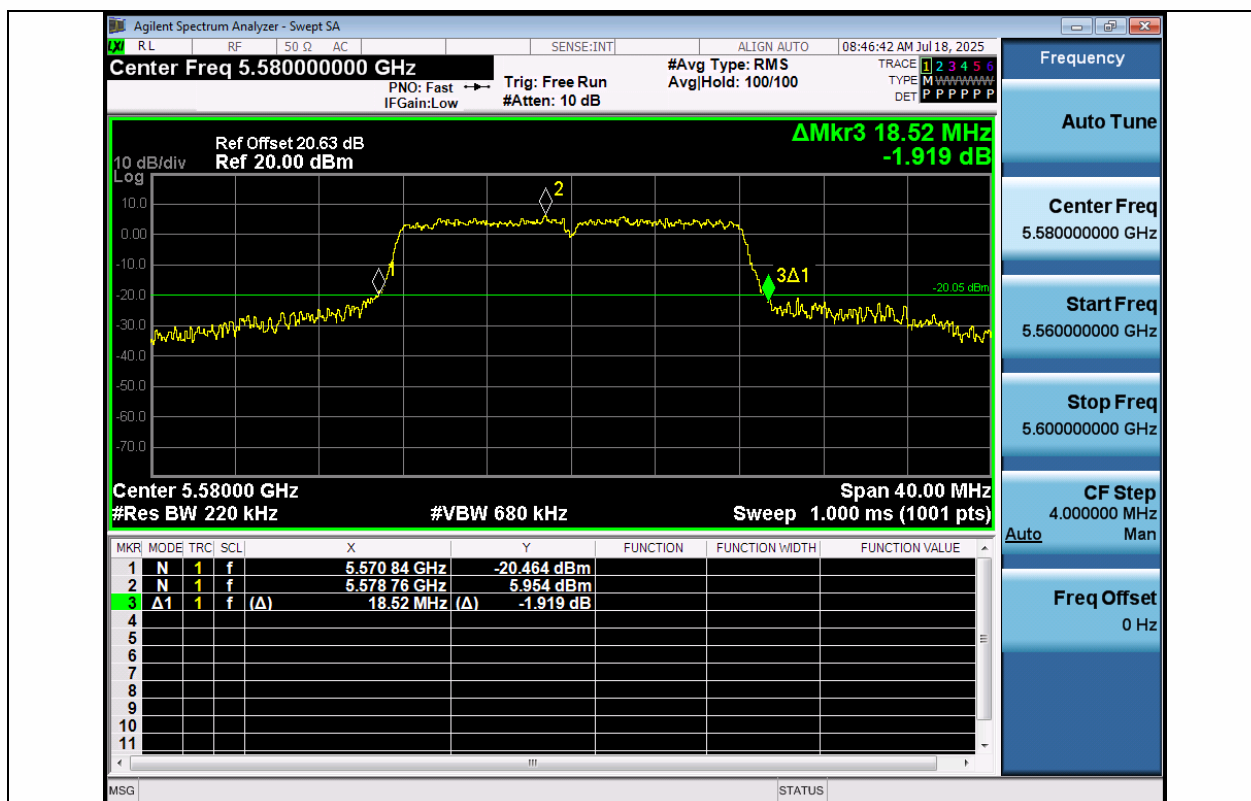
11A-Ant2-5320



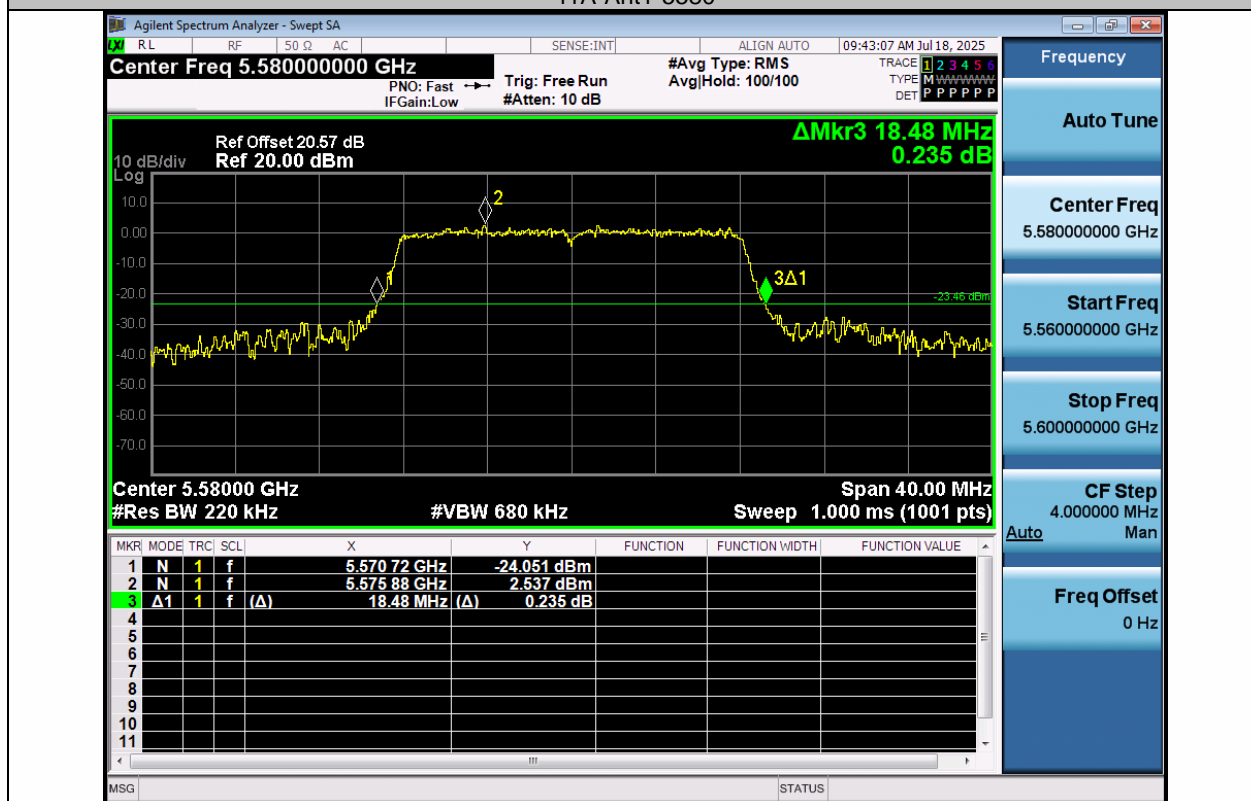
11A-Ant1-5500



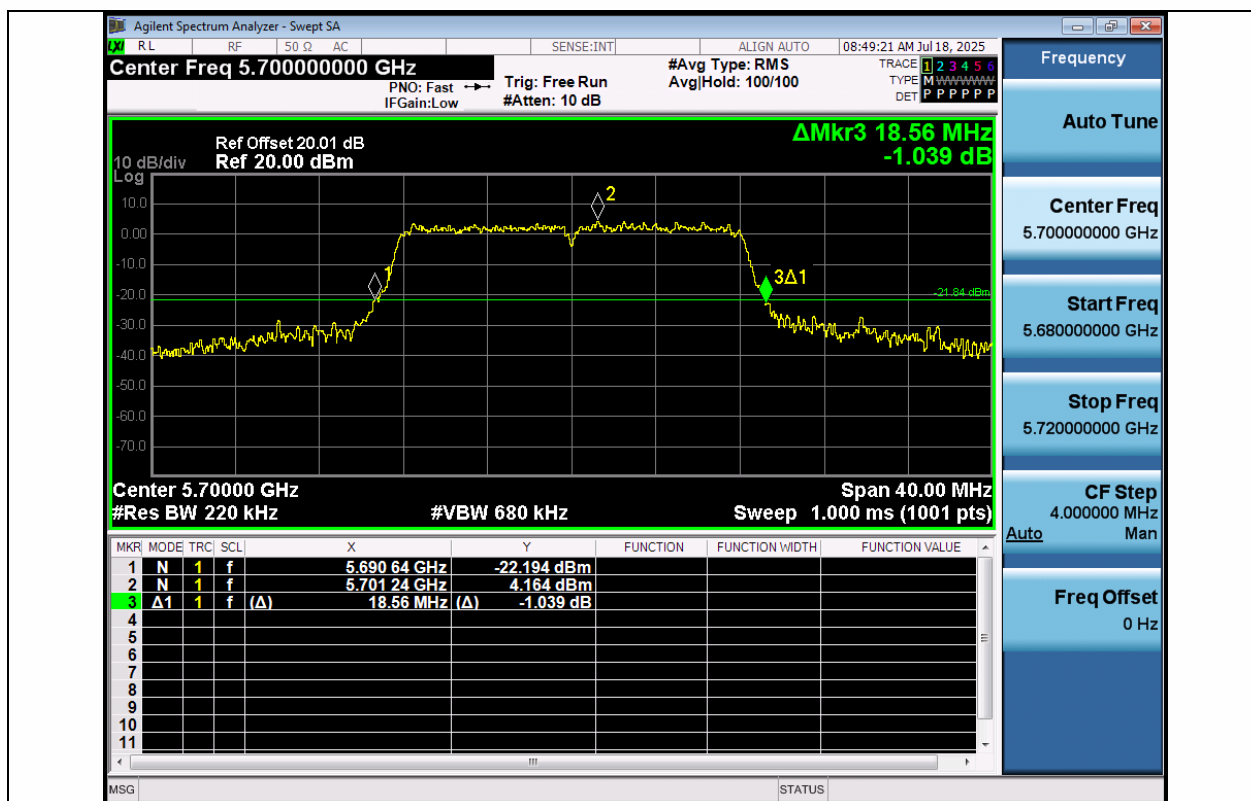
11A-Ant2-5500



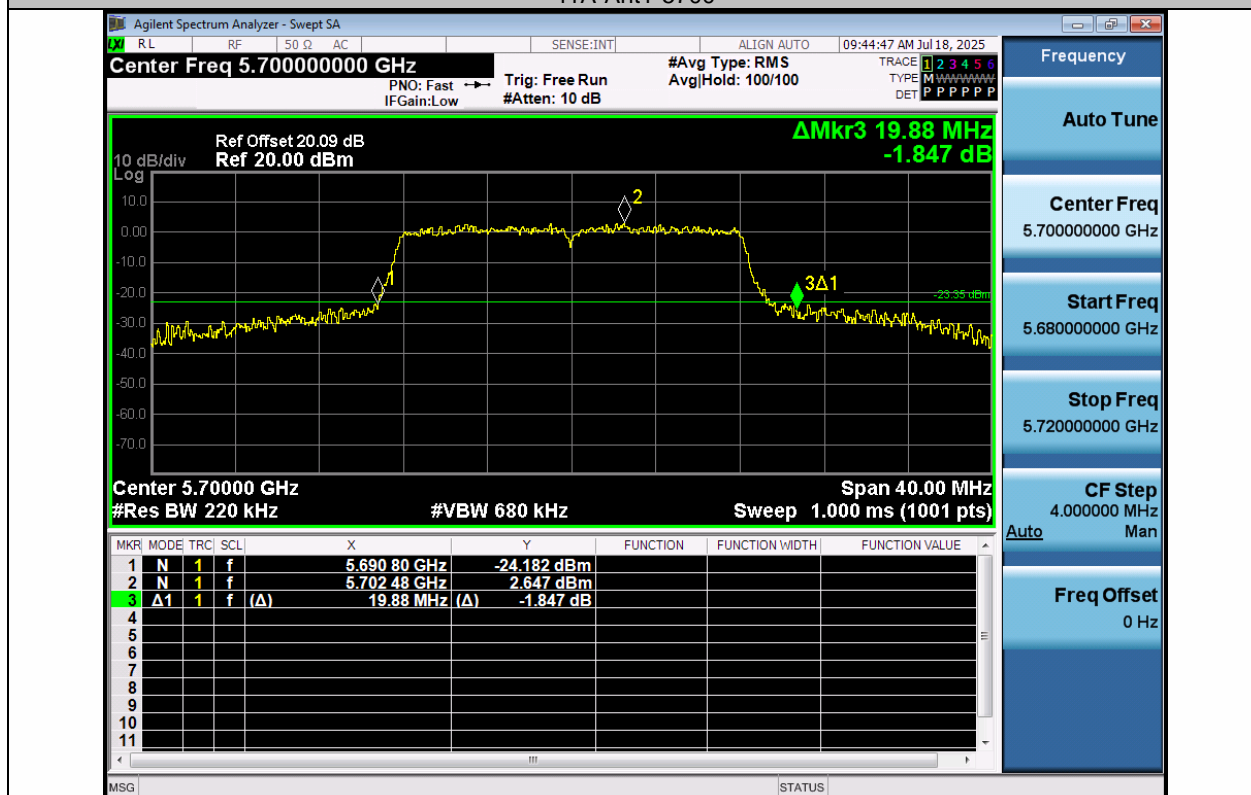
11A-Ant1-5580



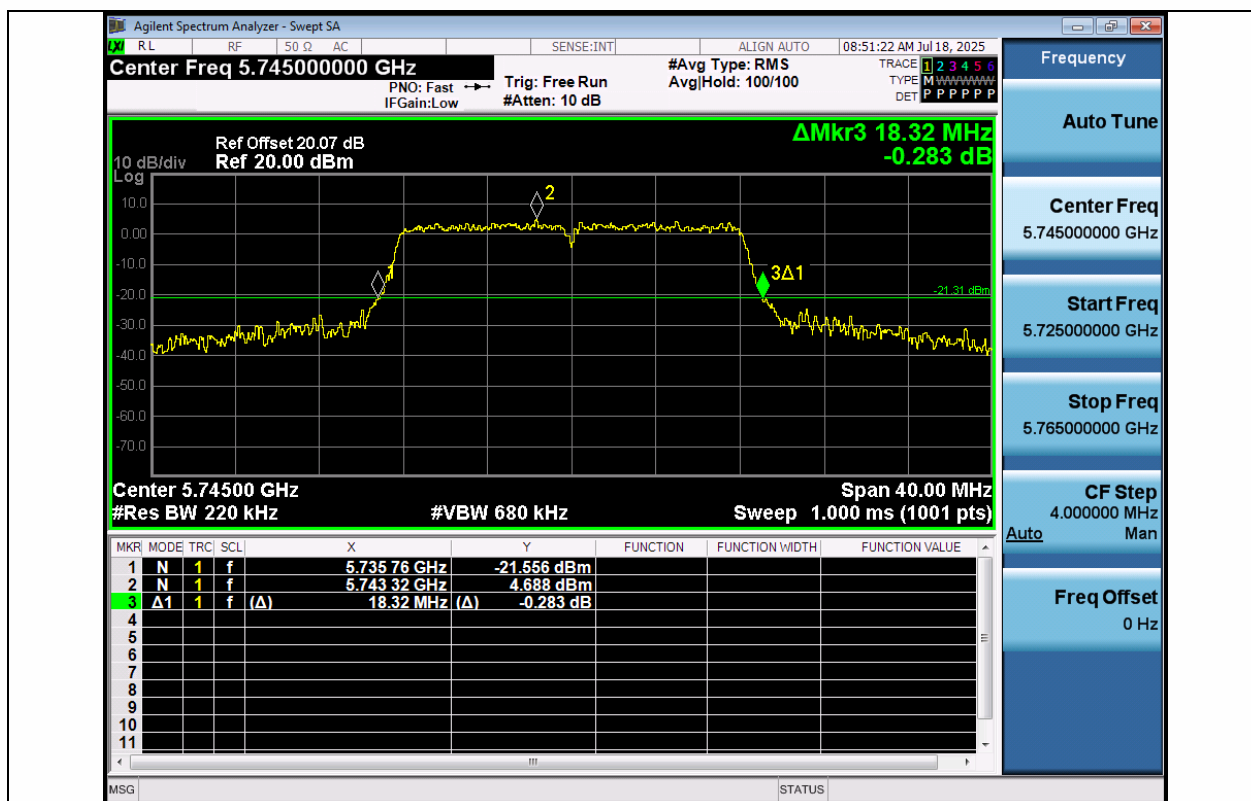
11A-Ant2-5580



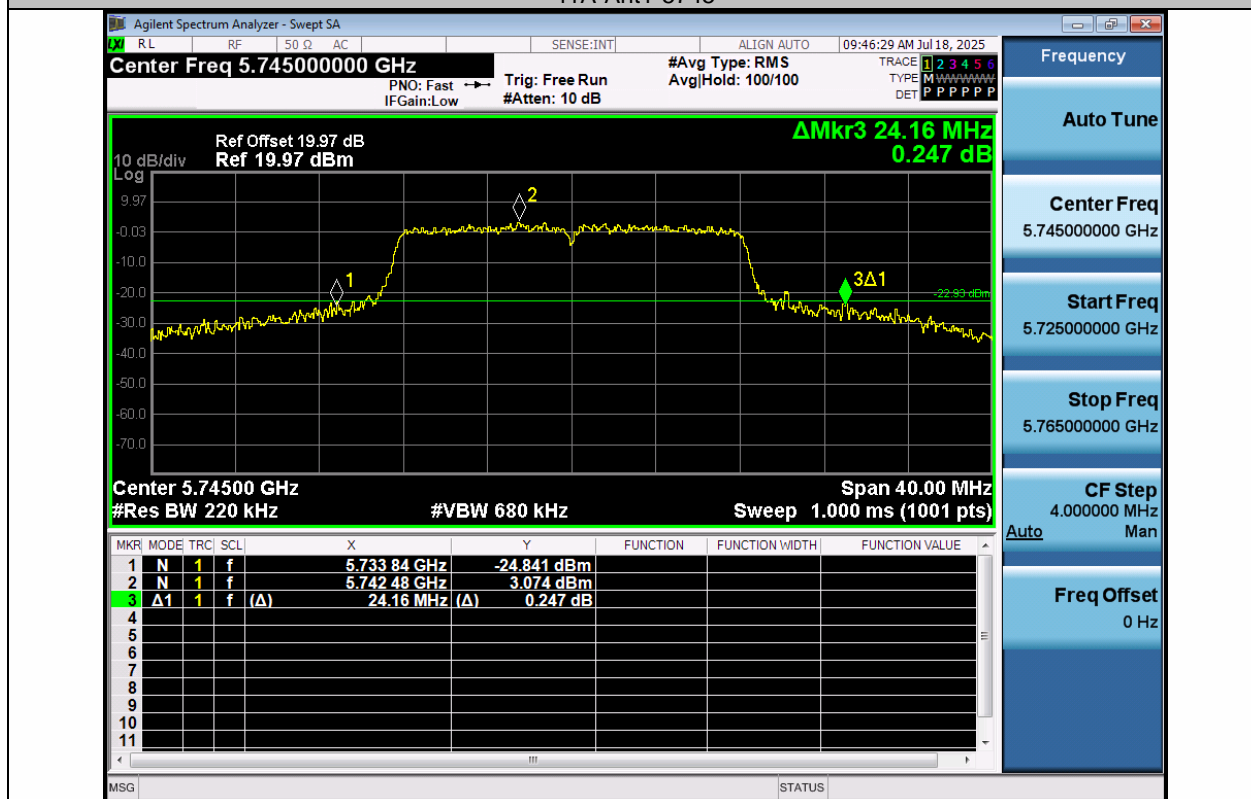
11A-Ant1-5700



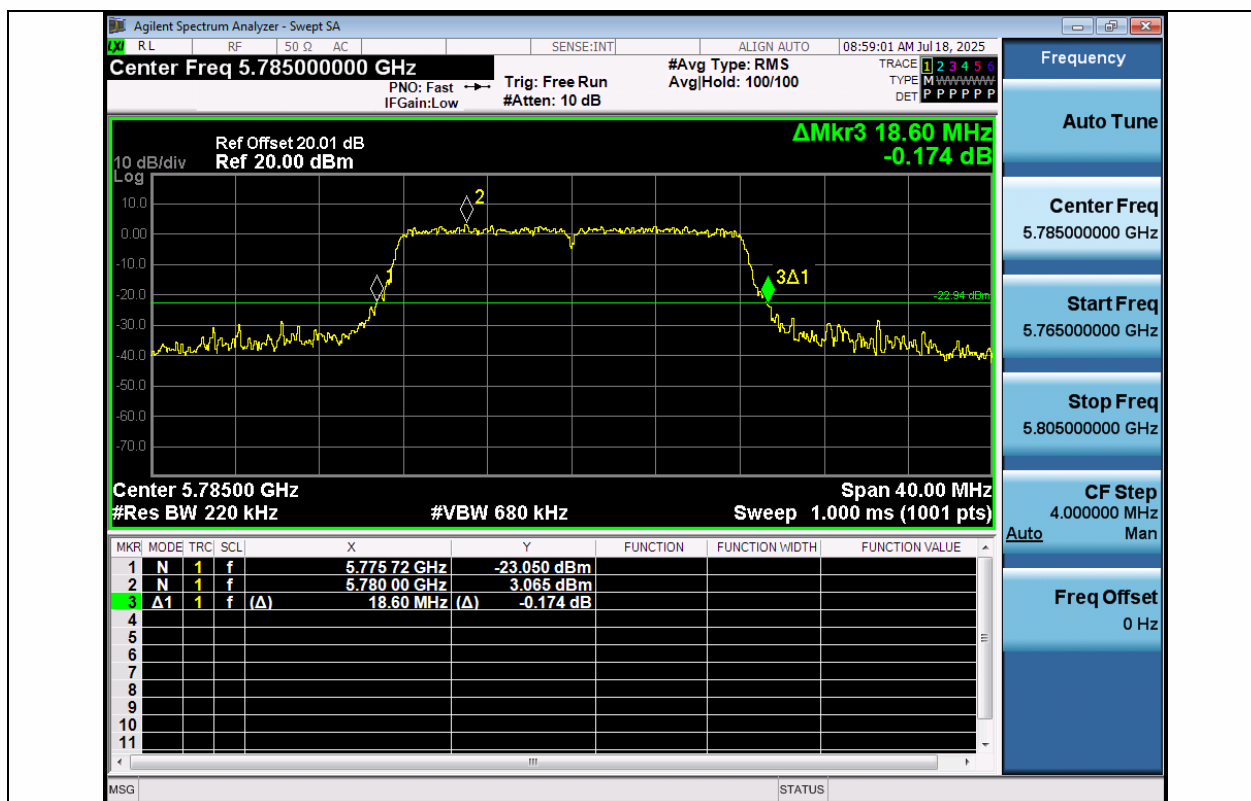
11A-Ant2-5700



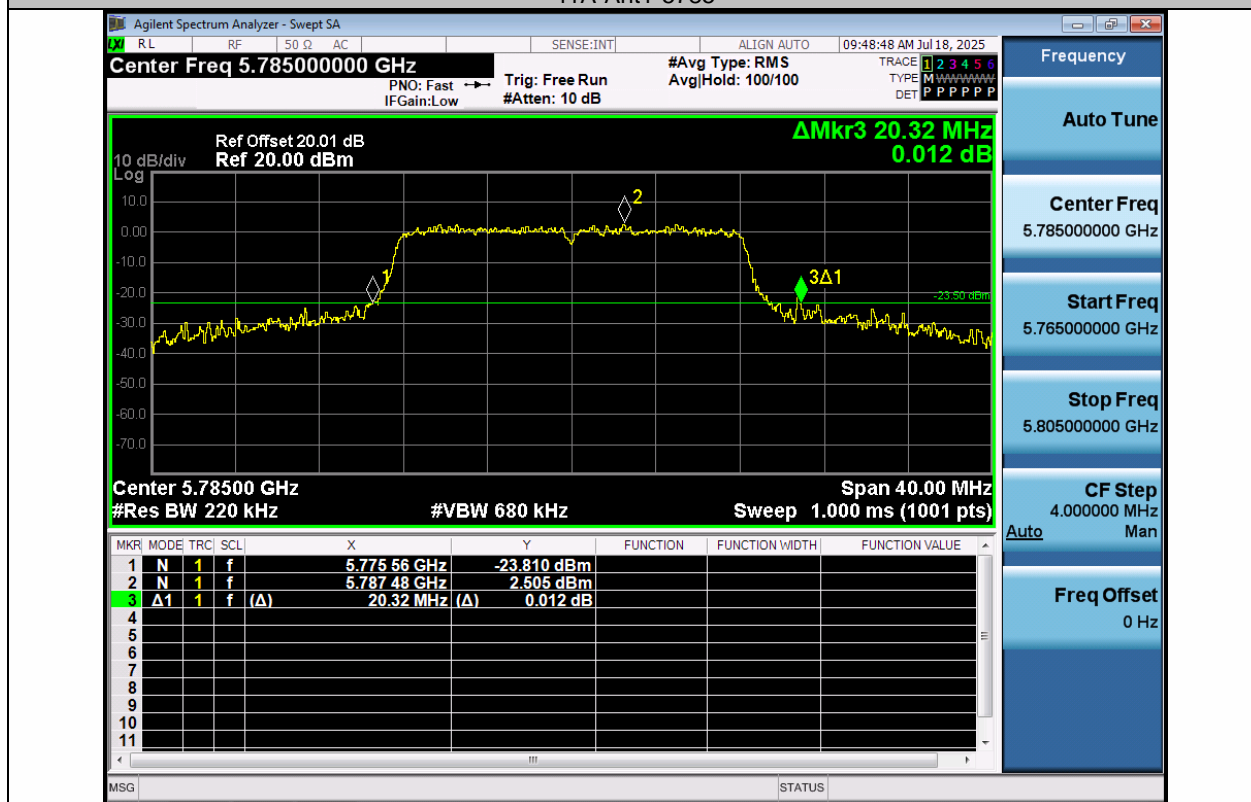
11A-Ant1-5745



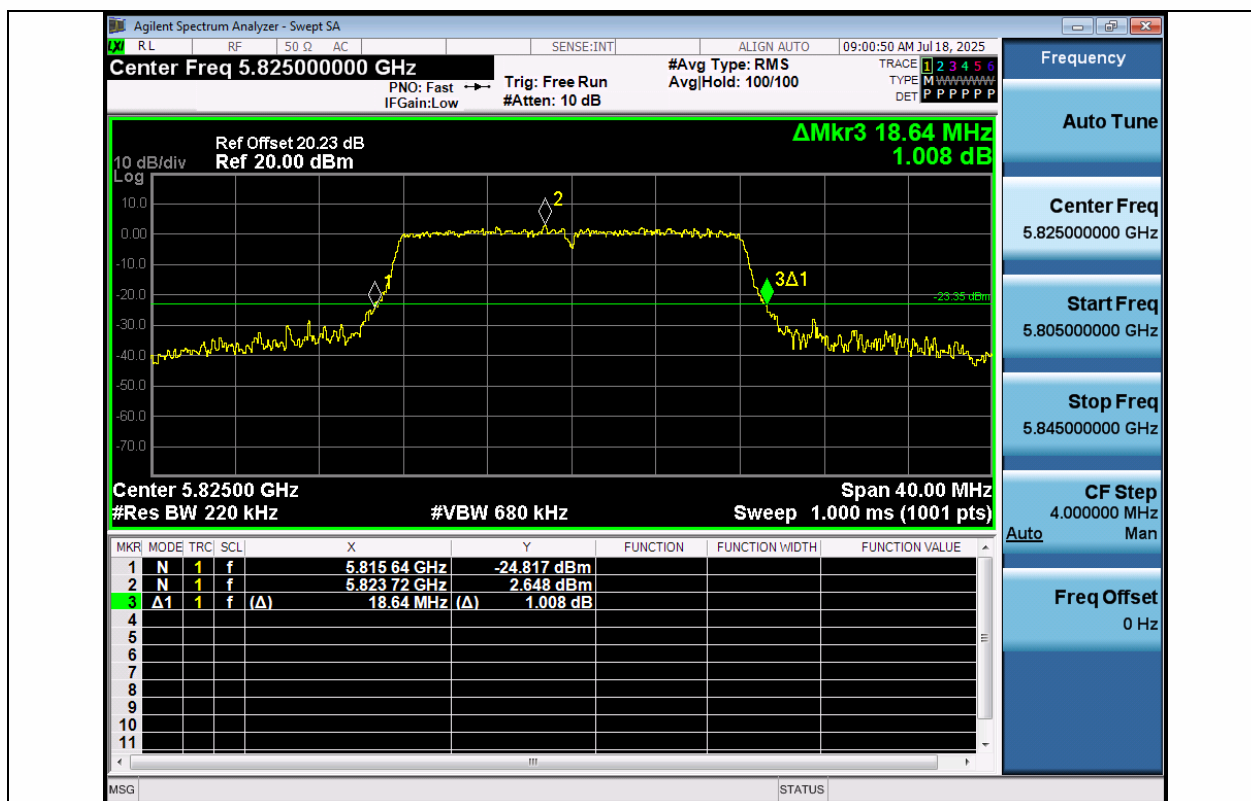
11A-Ant2-5745



11A-Ant1-5785



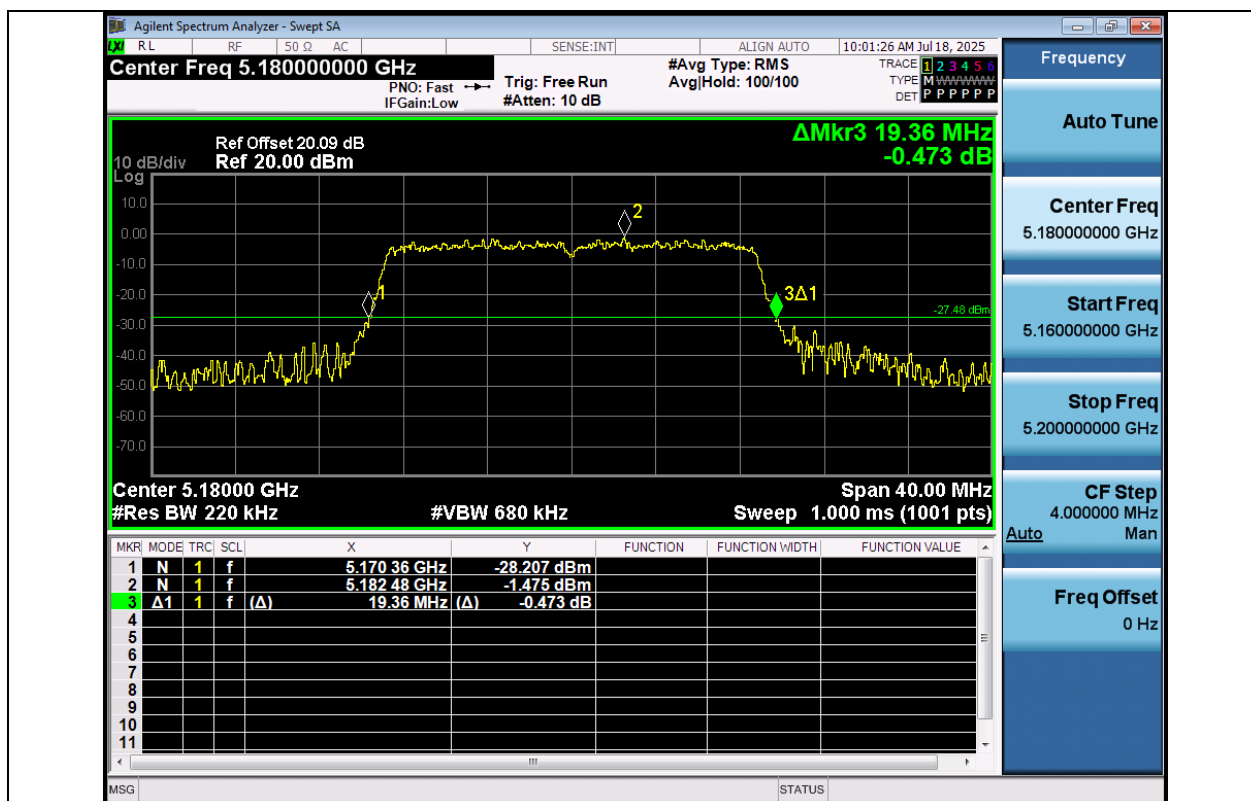
11A-Ant2-5785



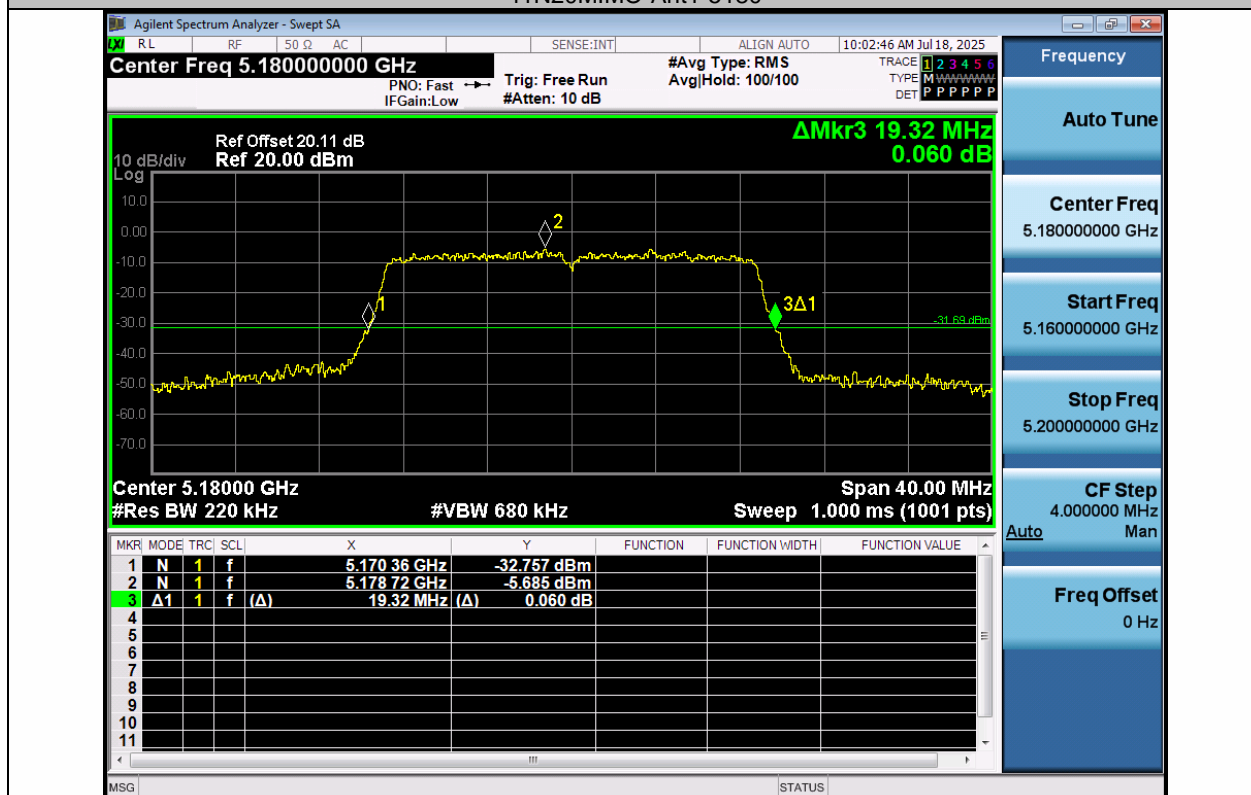
11A-Ant1-5825



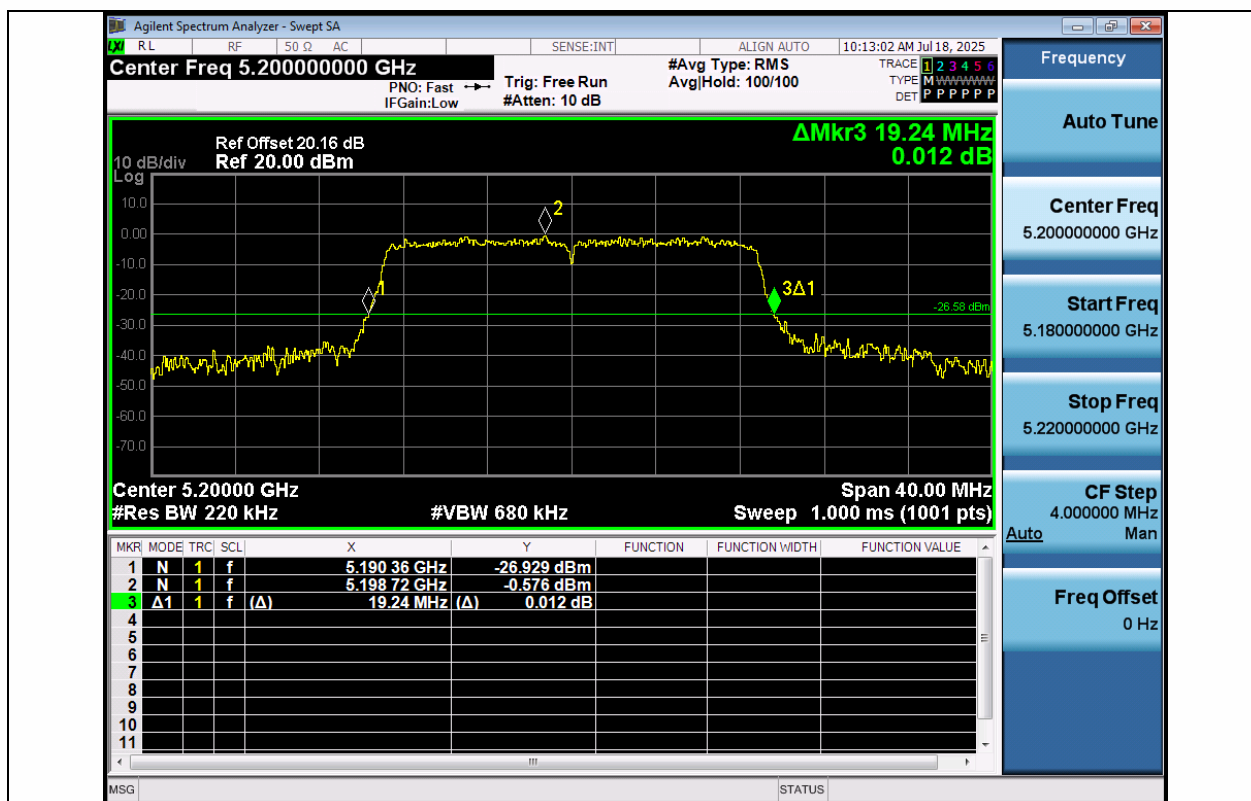
11A-Ant2-5825



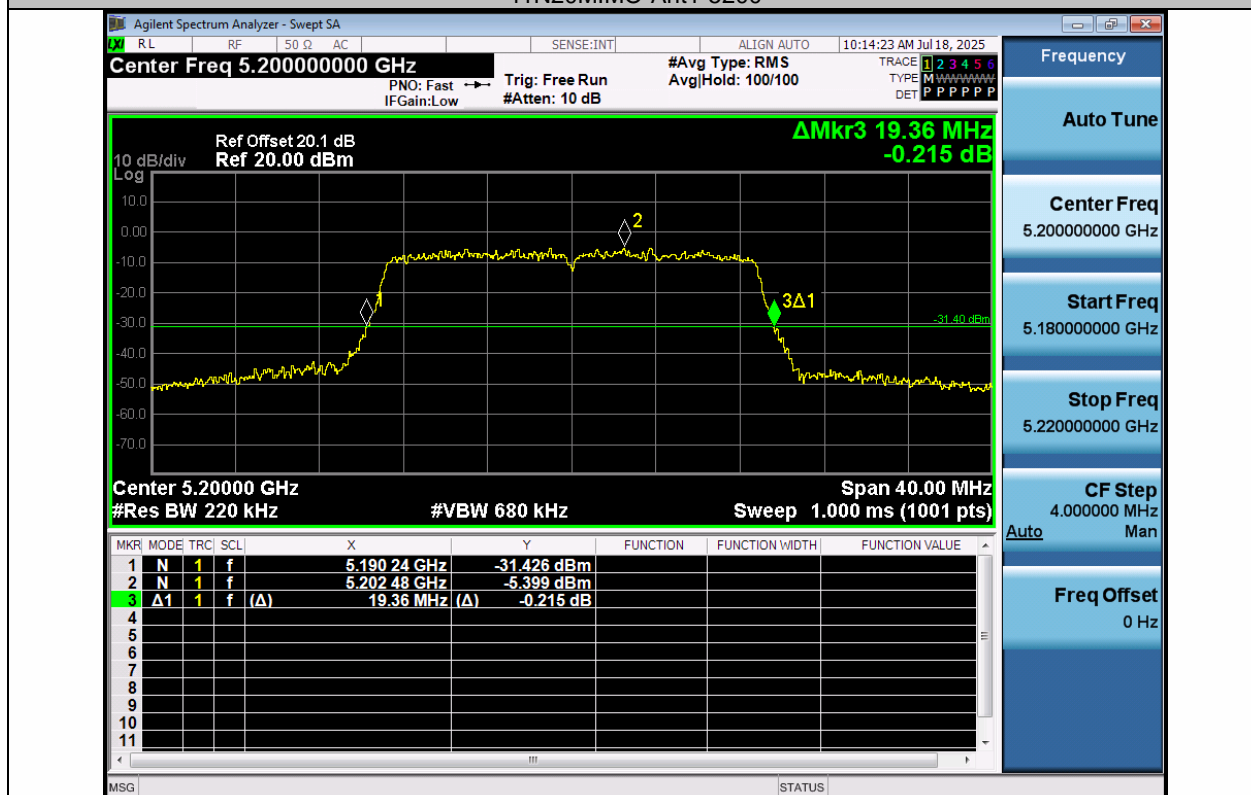
11N20MIMO-Ant1-5180



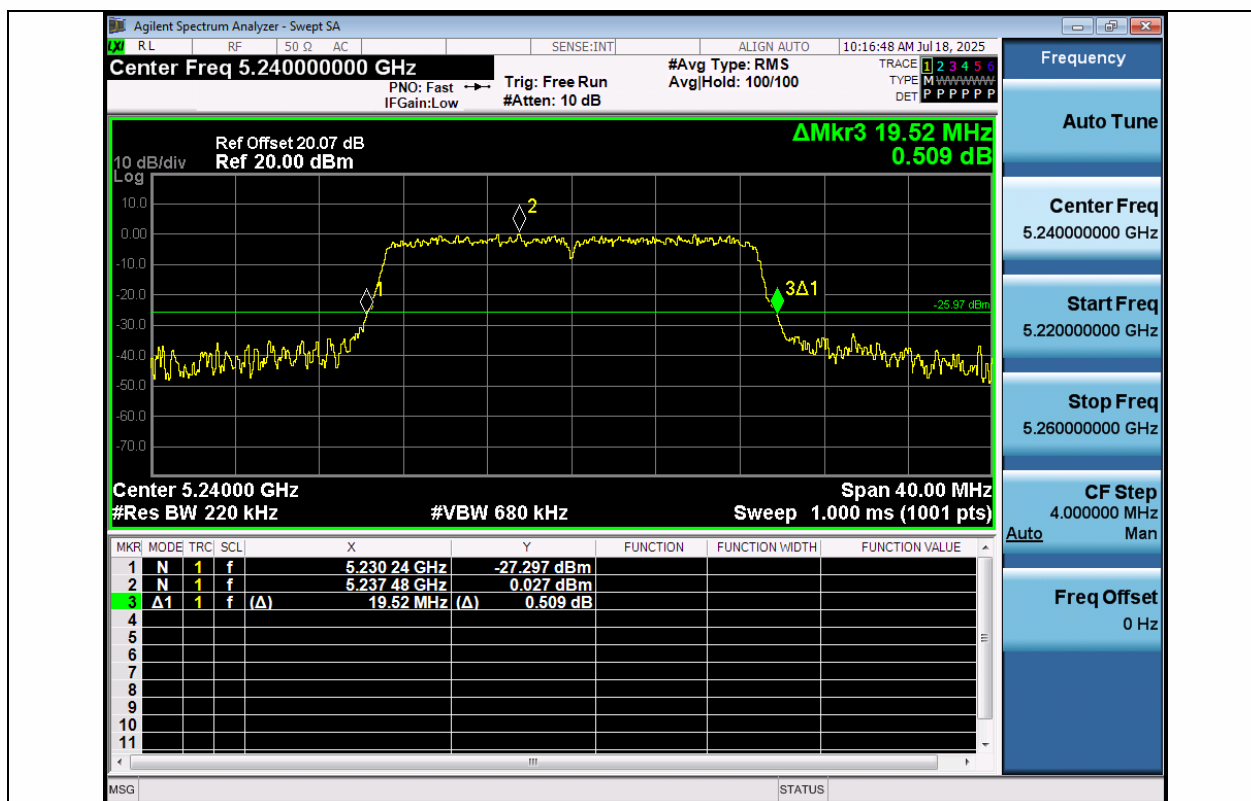
11N20MIMO-Ant2-5180



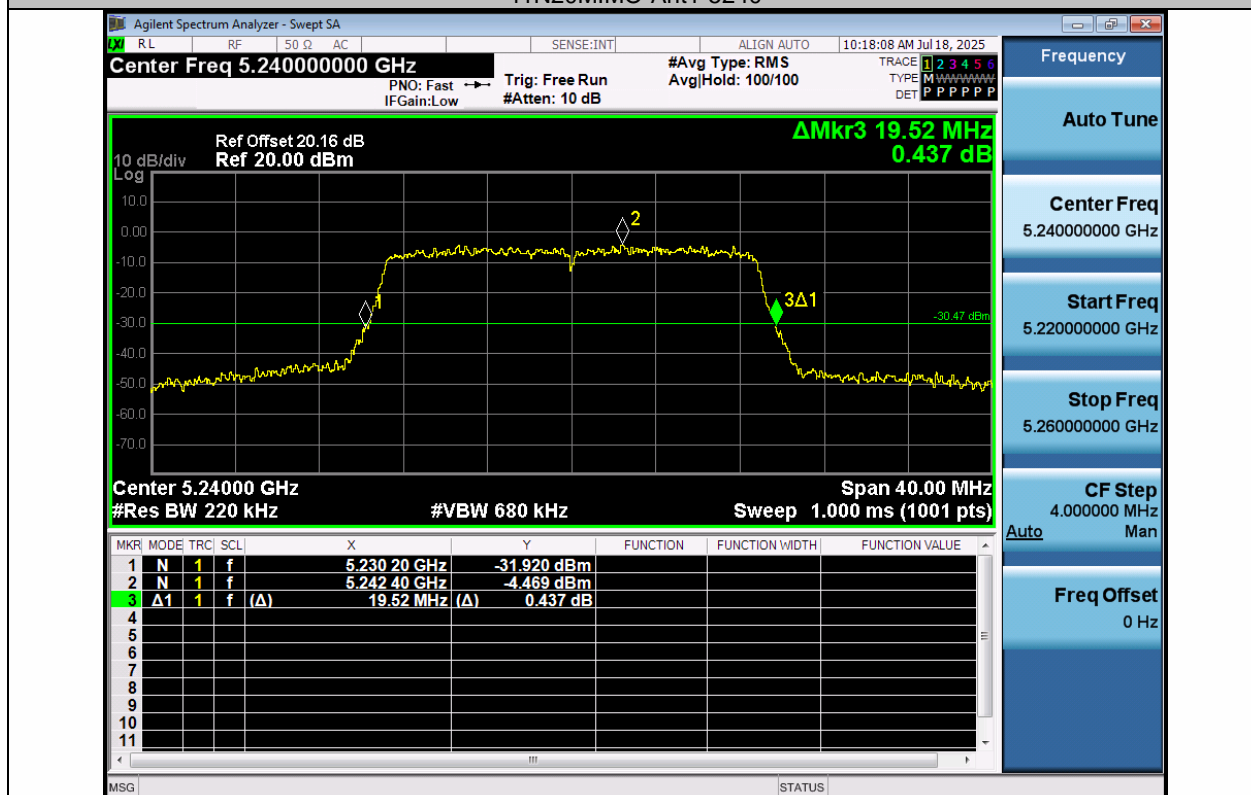
11N20MIMO-Ant1-5200



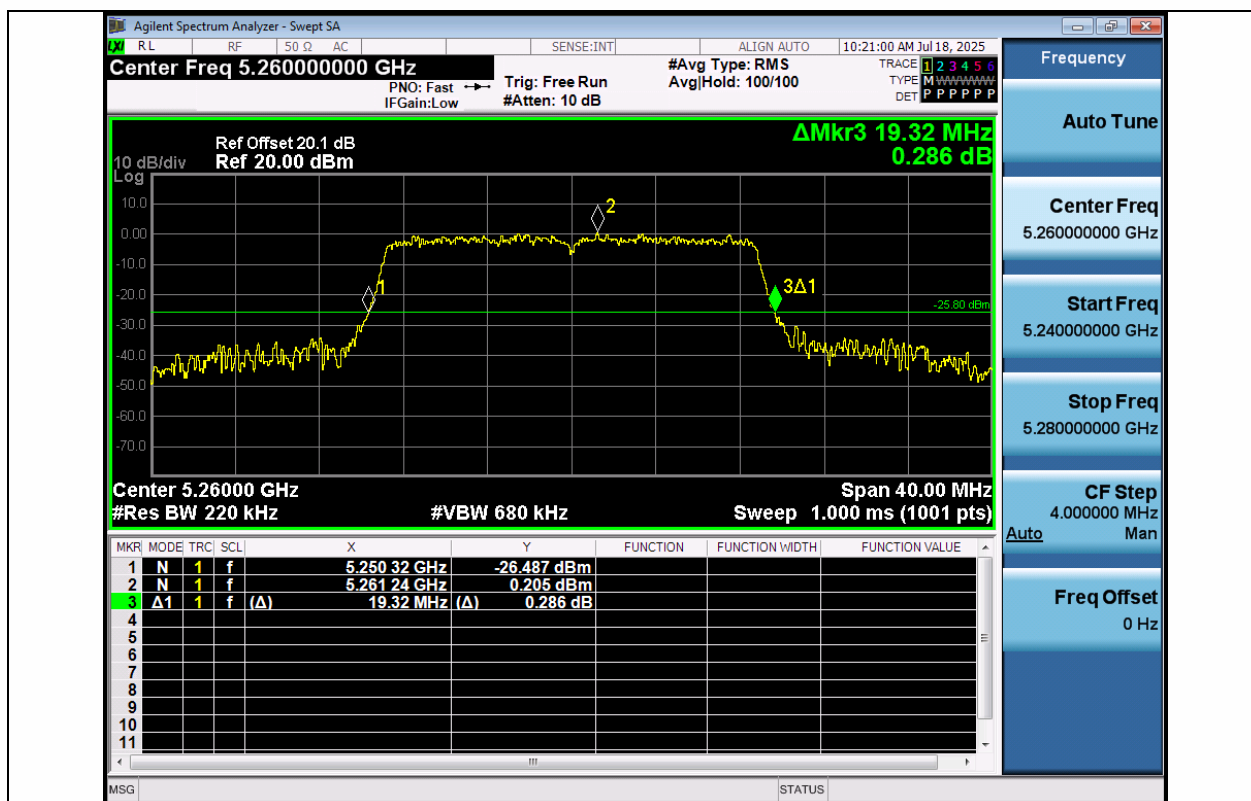
11N20MIMO-Ant2-5200



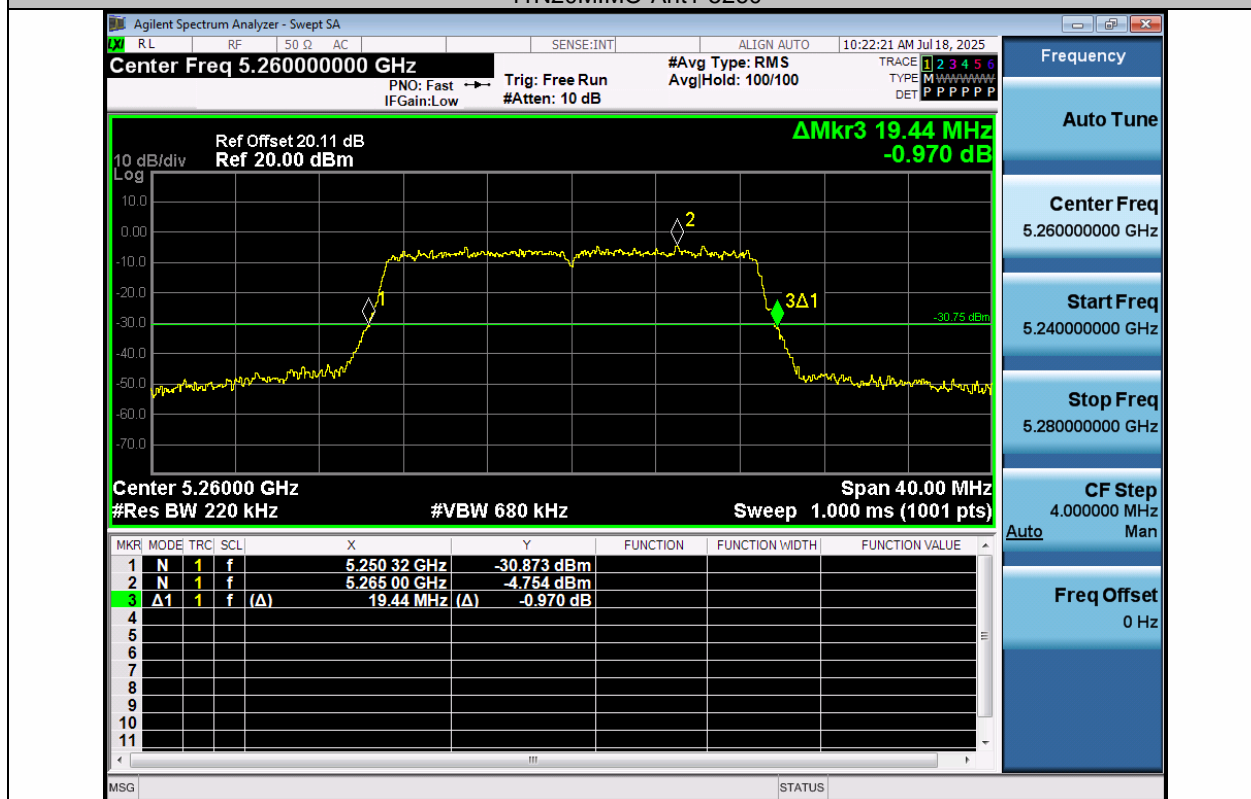
11N20MIMO-Ant1-5240



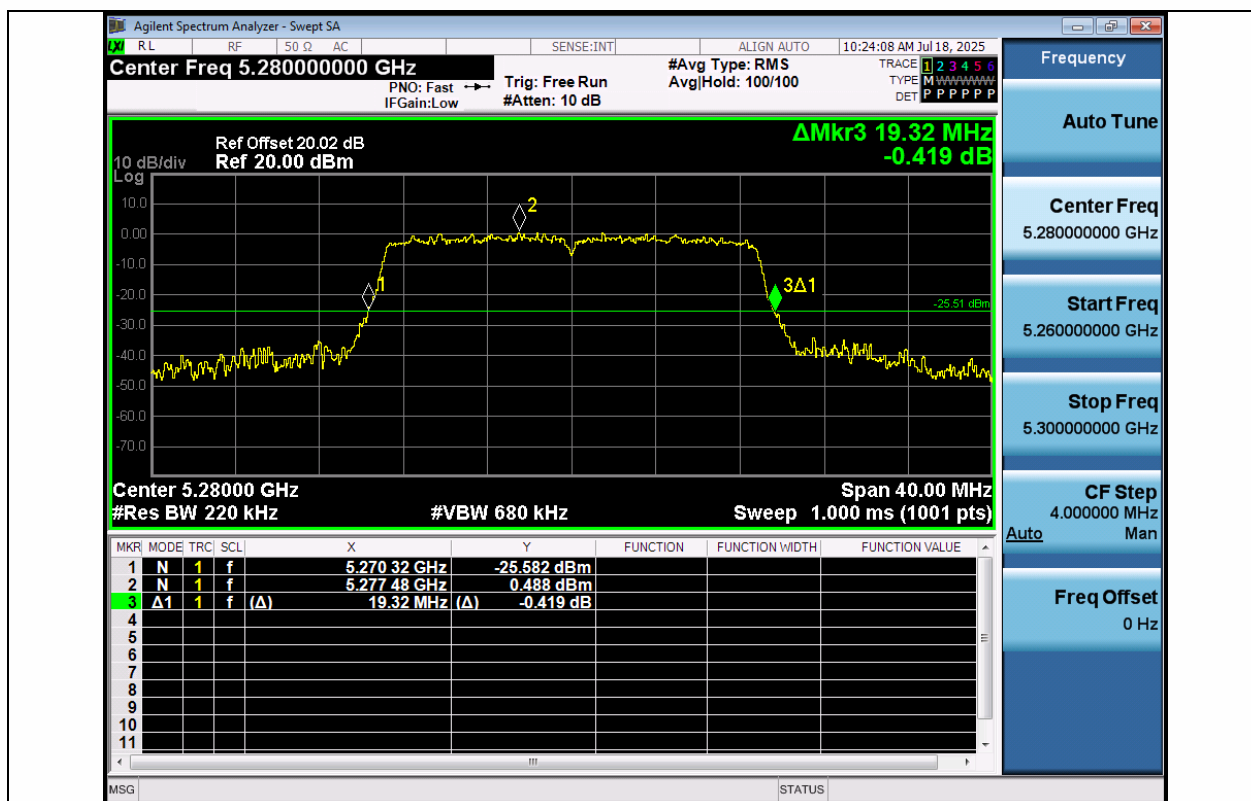
11N20MIMO-Ant2-5240



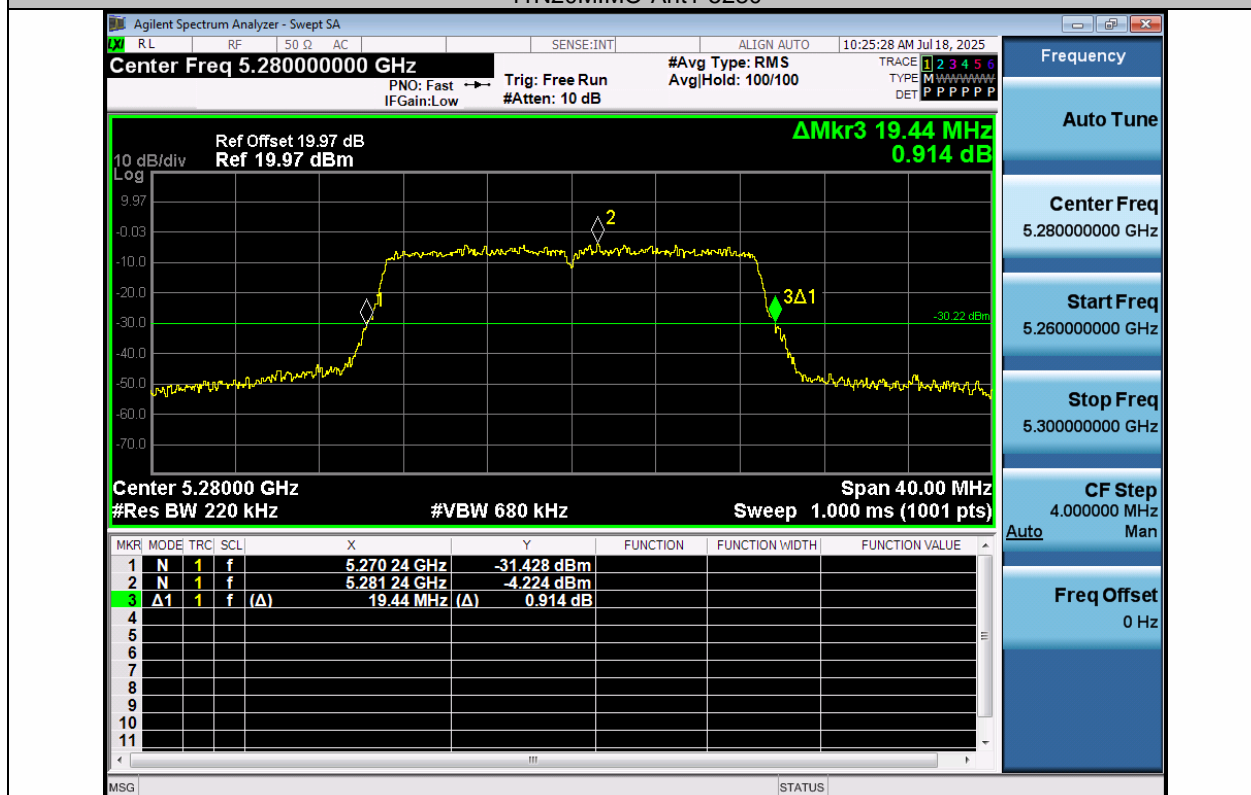
11N20MIMO-Ant1-5260



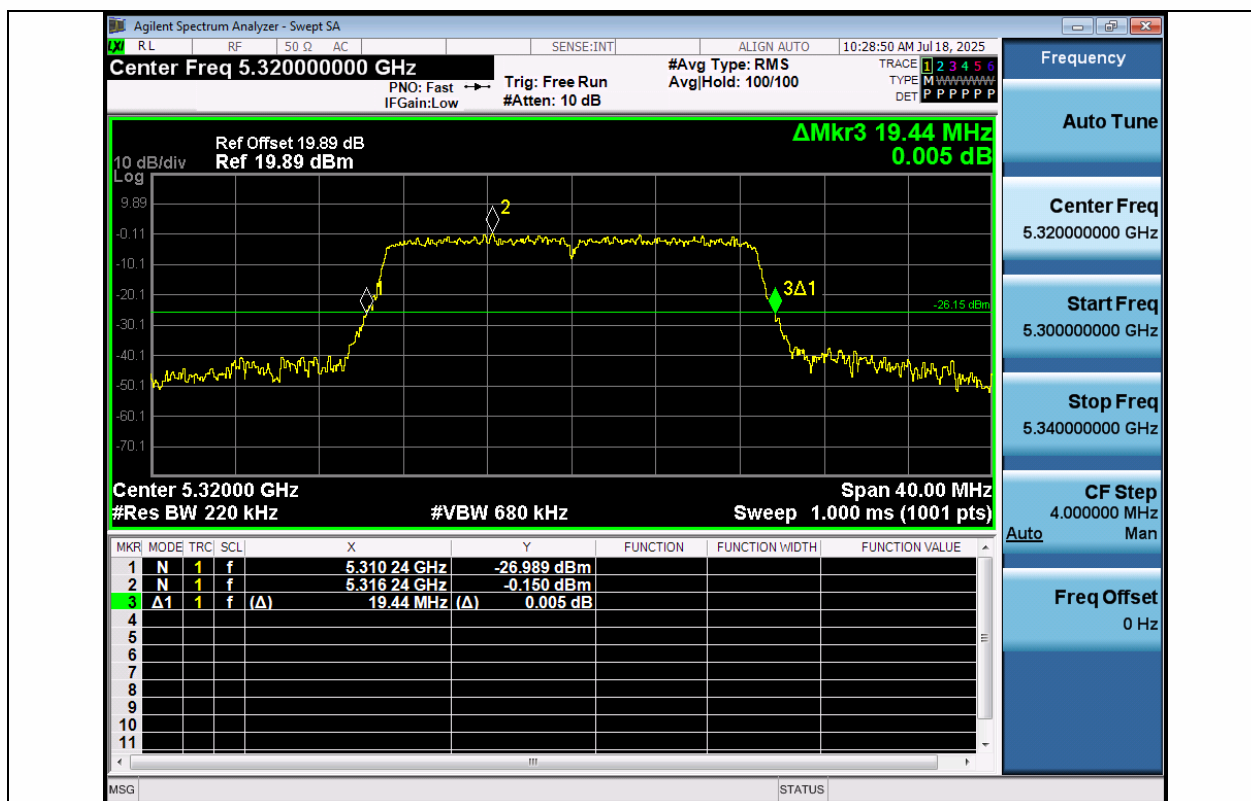
11N20MIMO-Ant2-5260



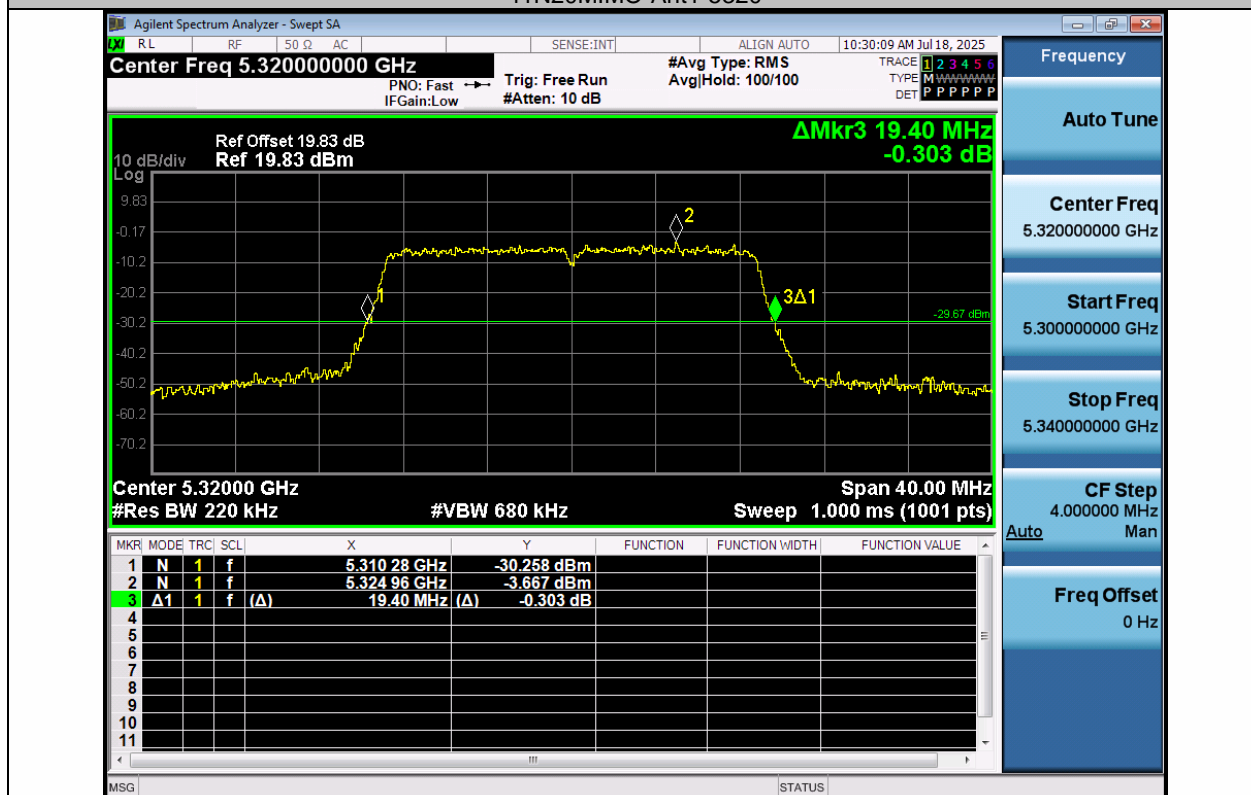
11N20MIMO-Ant1-5280



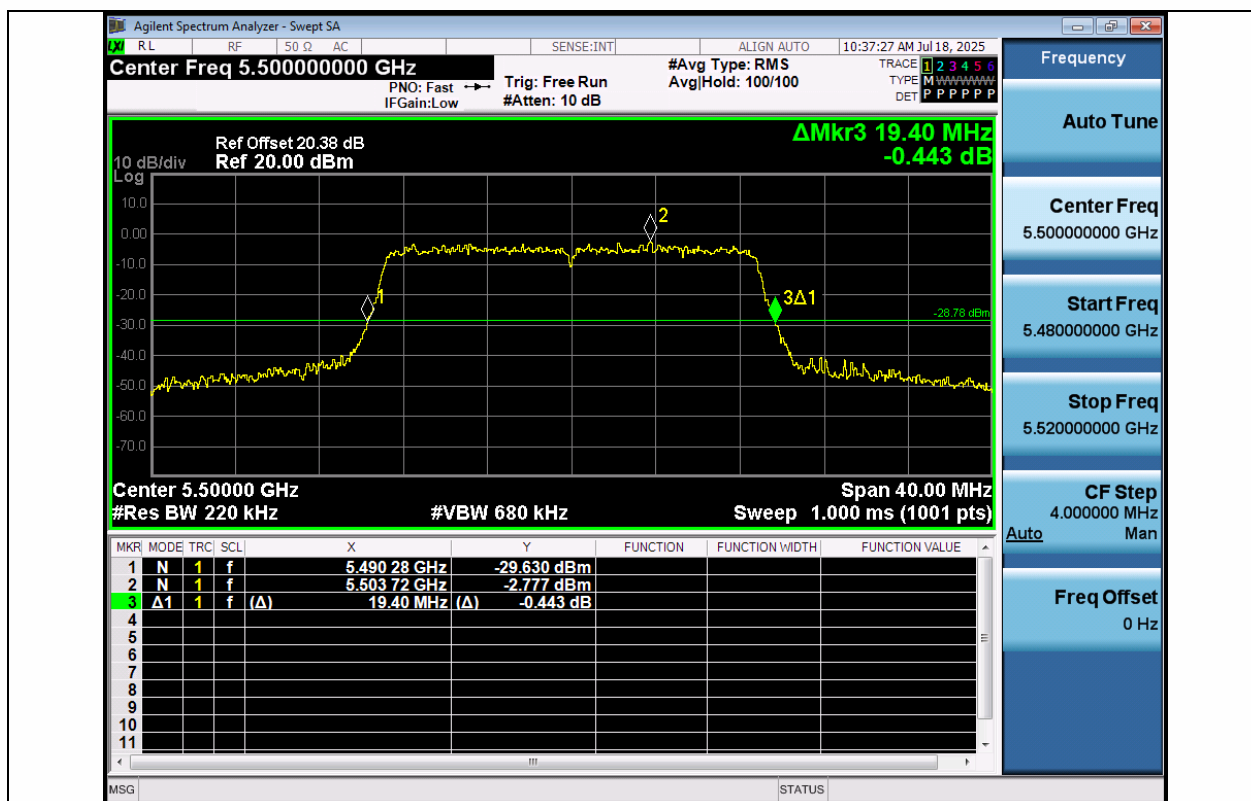
11N20MIMO-Ant2-5280



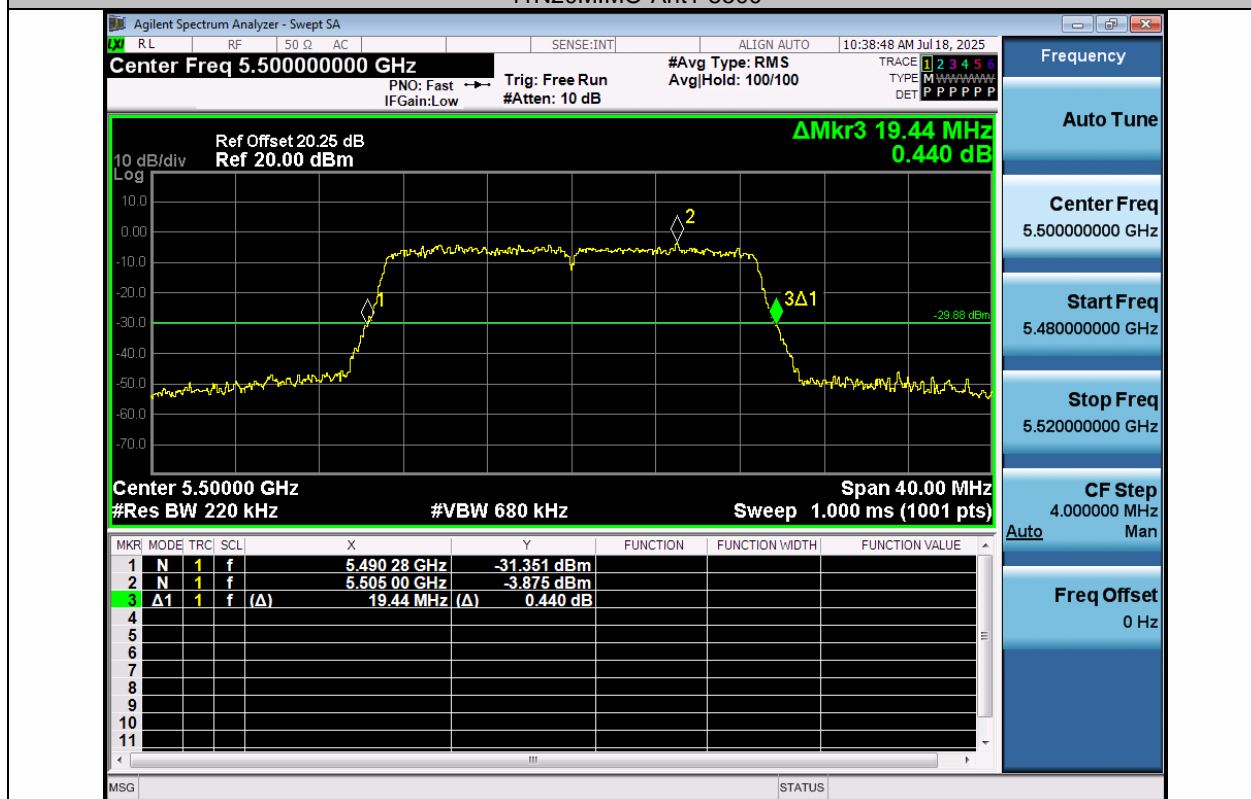
11N20MIMO-Ant1-5320



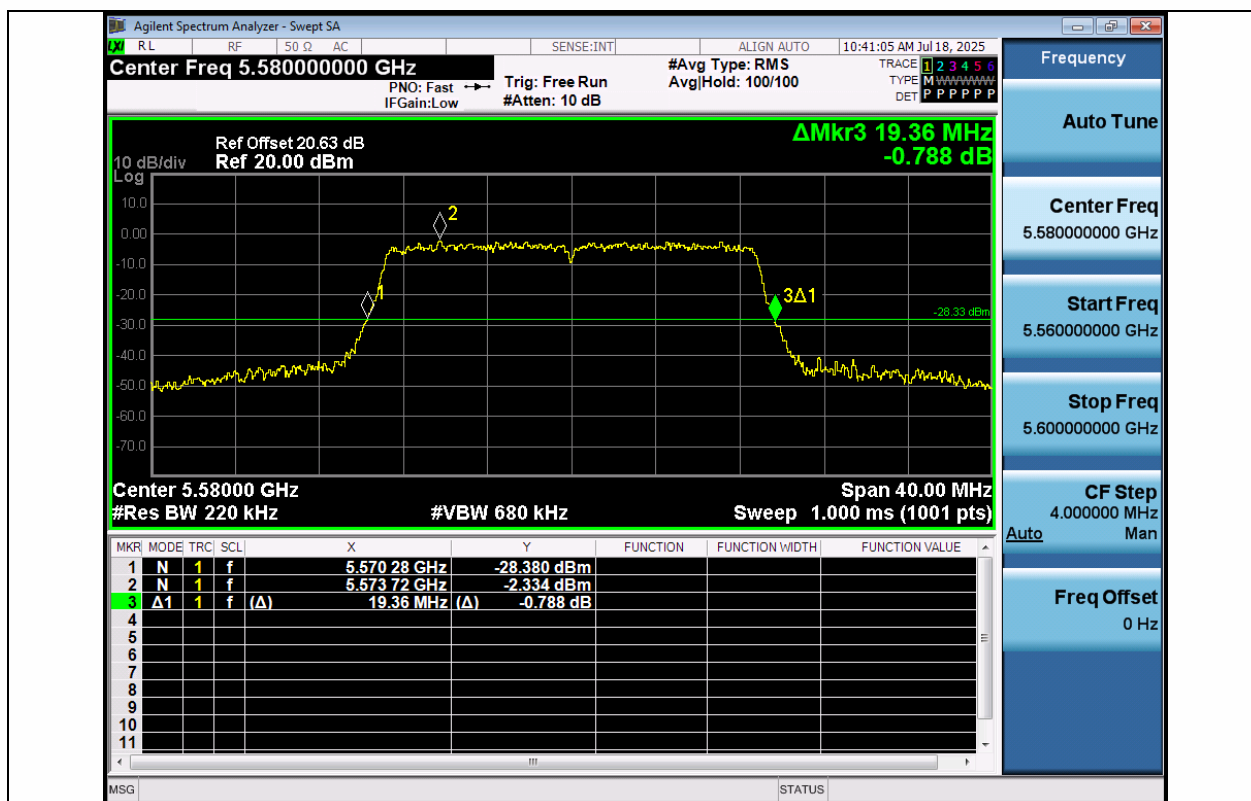
11N20MIMO-Ant2-5320



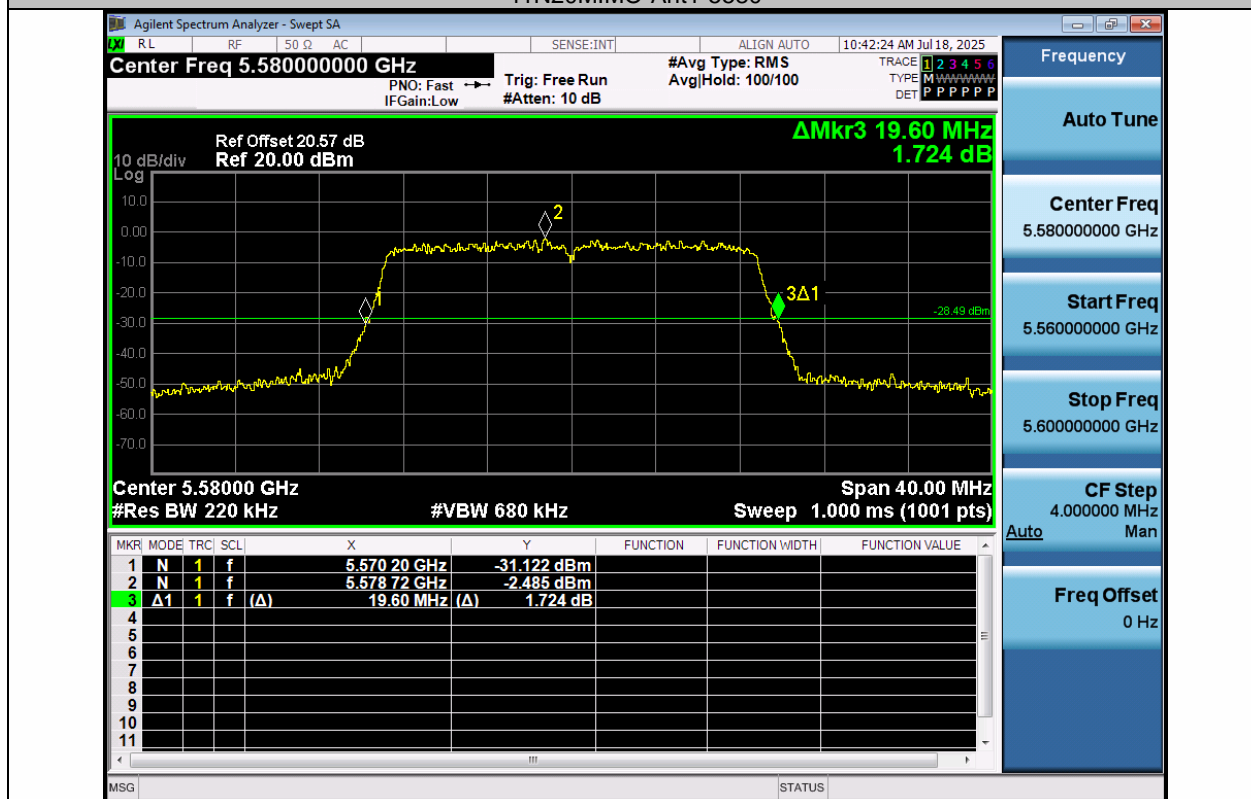
11N20MIMO-Ant1-5500



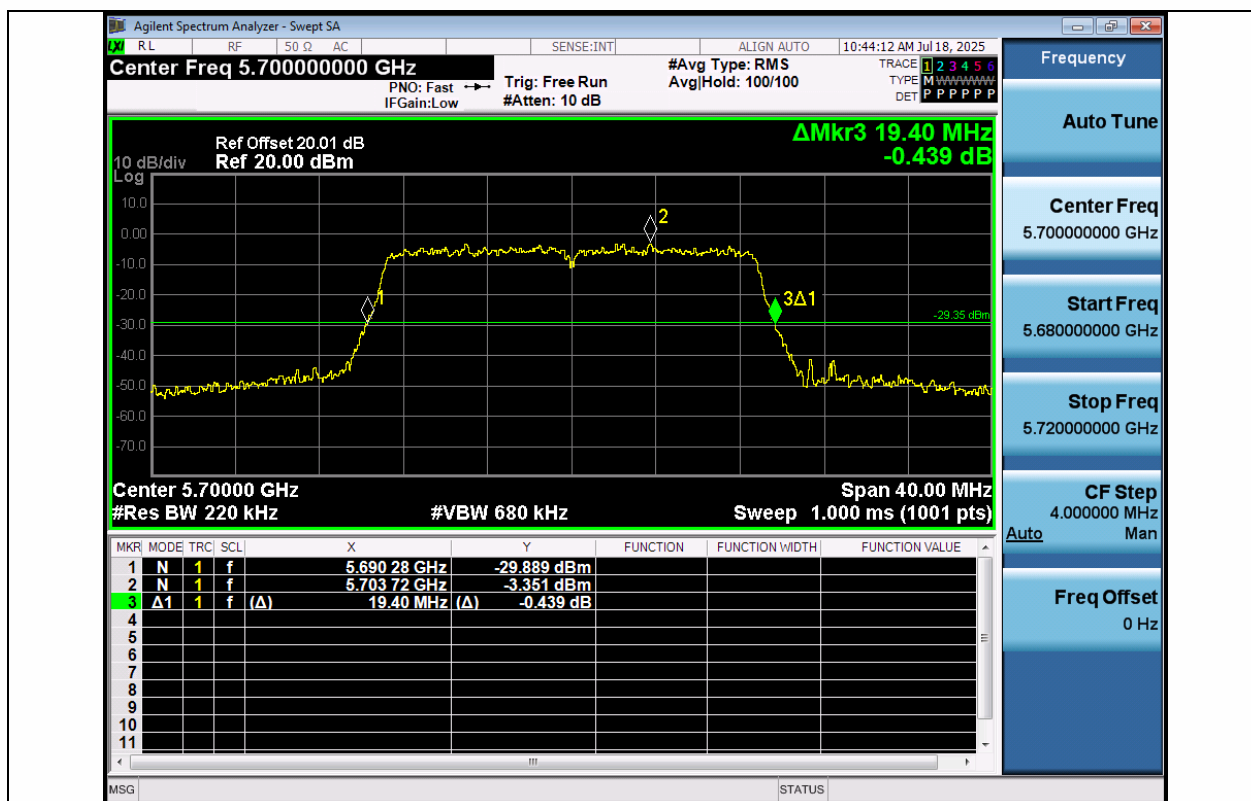
11N20MIMO-Ant2-5500



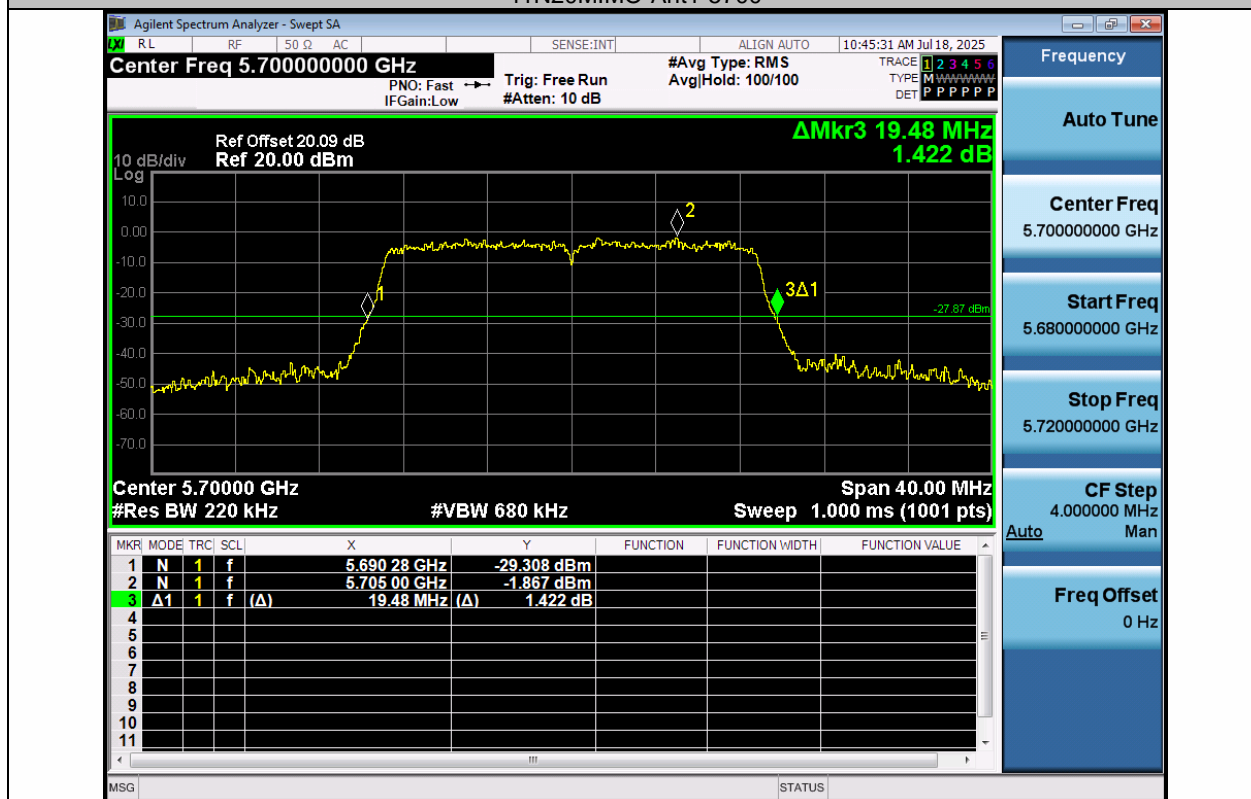
11N20MIMO-Ant1-5580



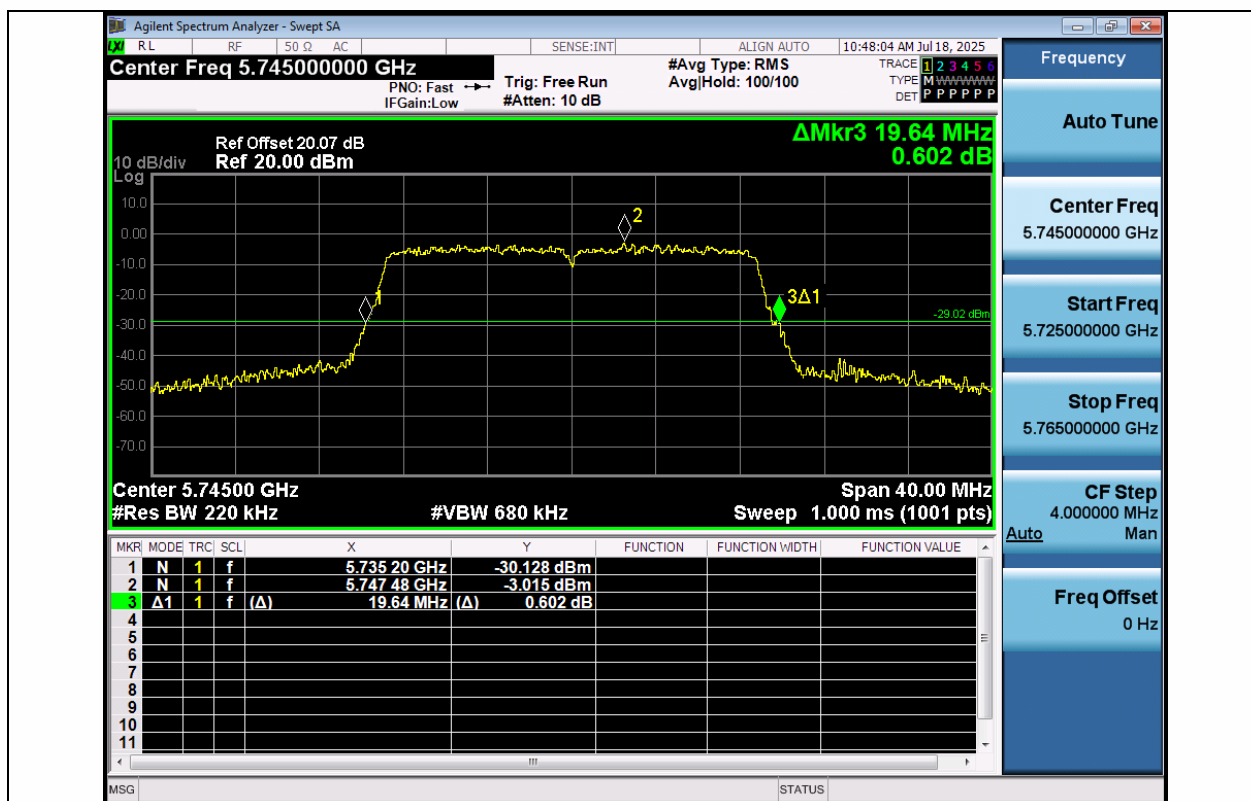
11N20MIMO-Ant2-5580



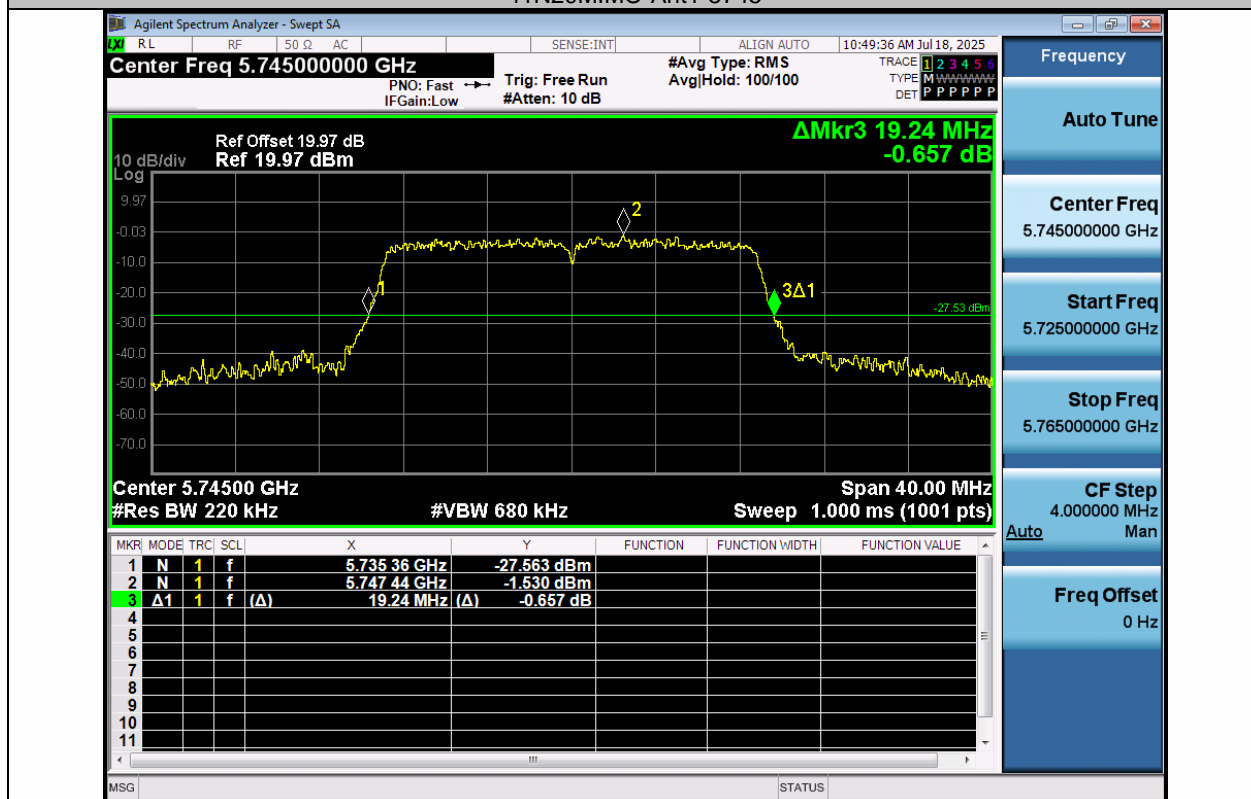
11N20MIMO-Ant1-5700



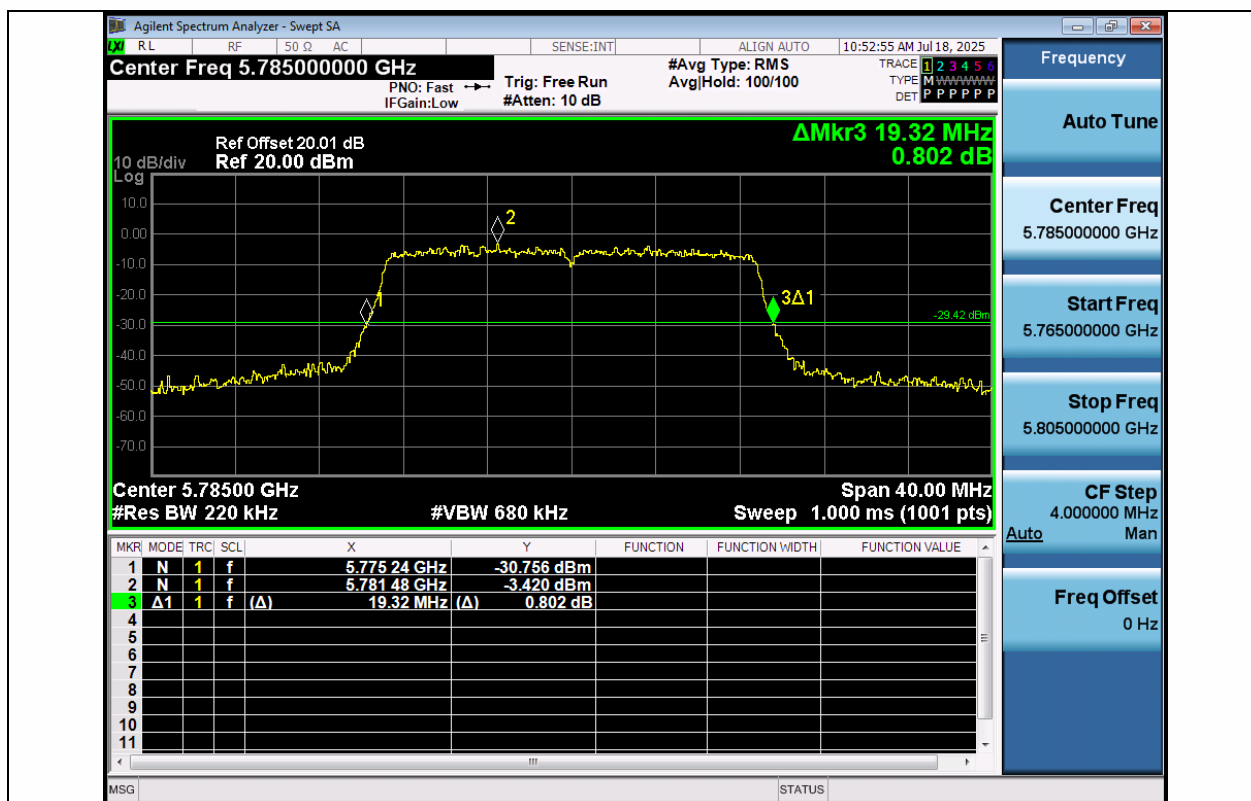
11N20MIMO-Ant2-5700



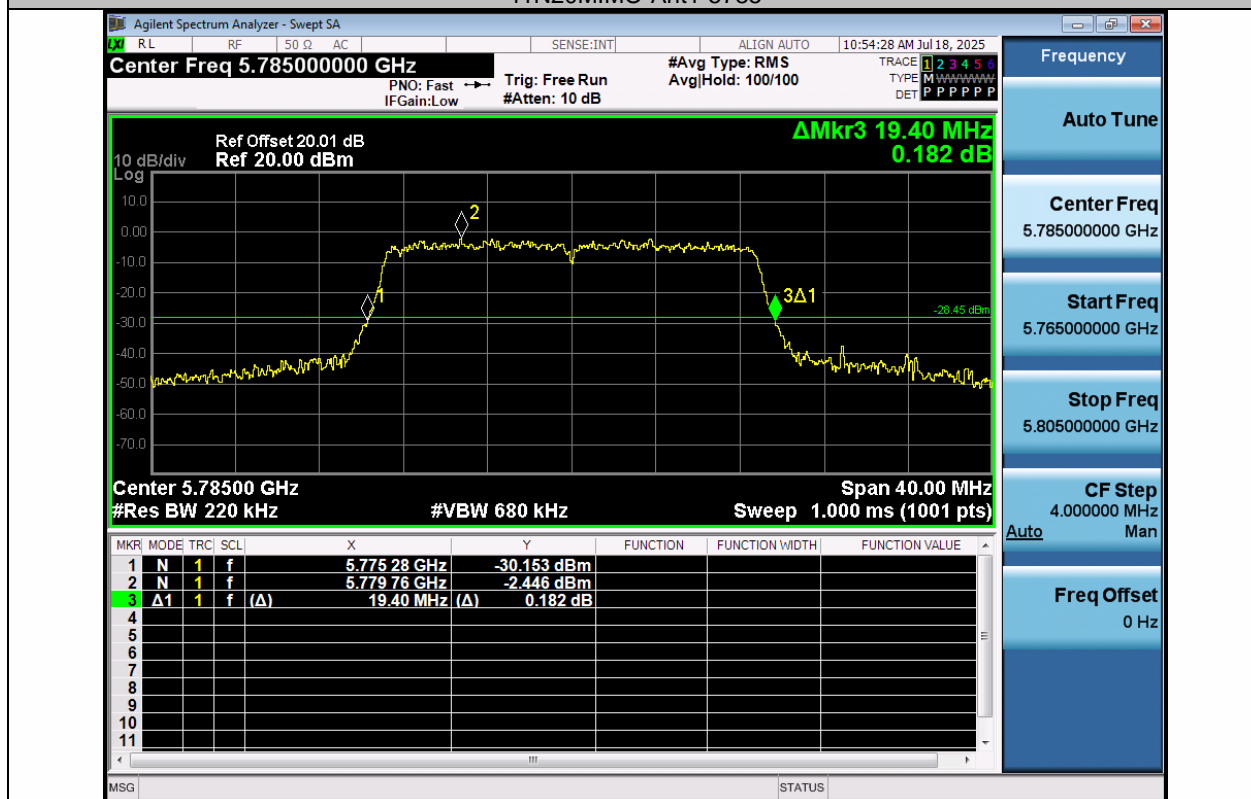
11N20MIMO-Ant1-5745



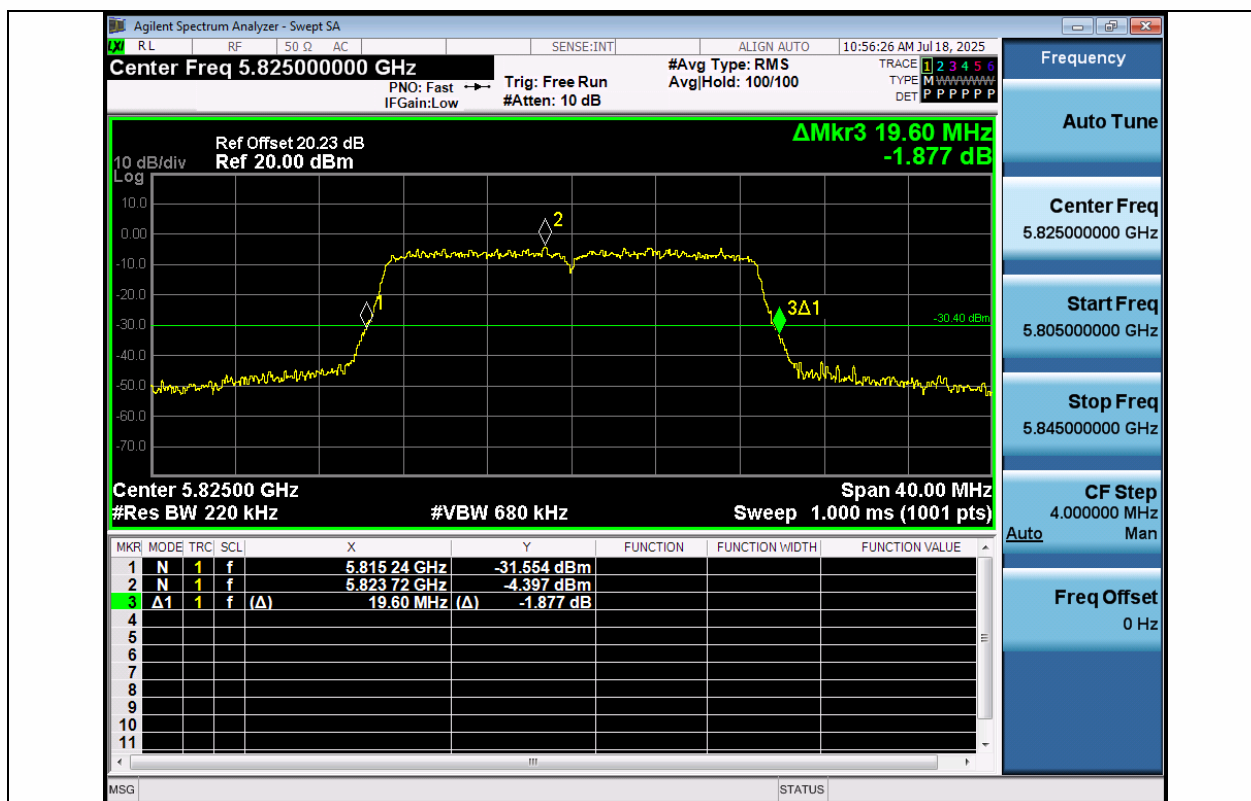
11N20MIMO-Ant2-5745



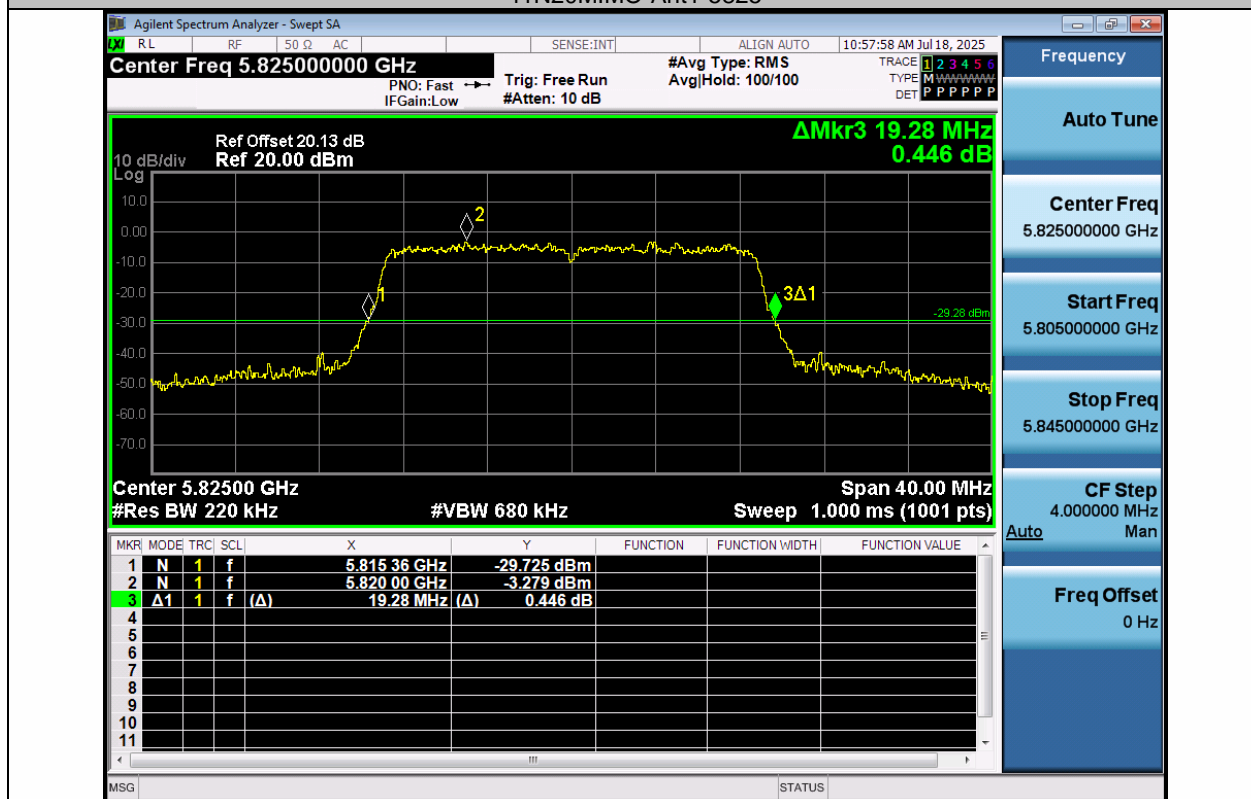
11N20MIMO-Ant1-5785



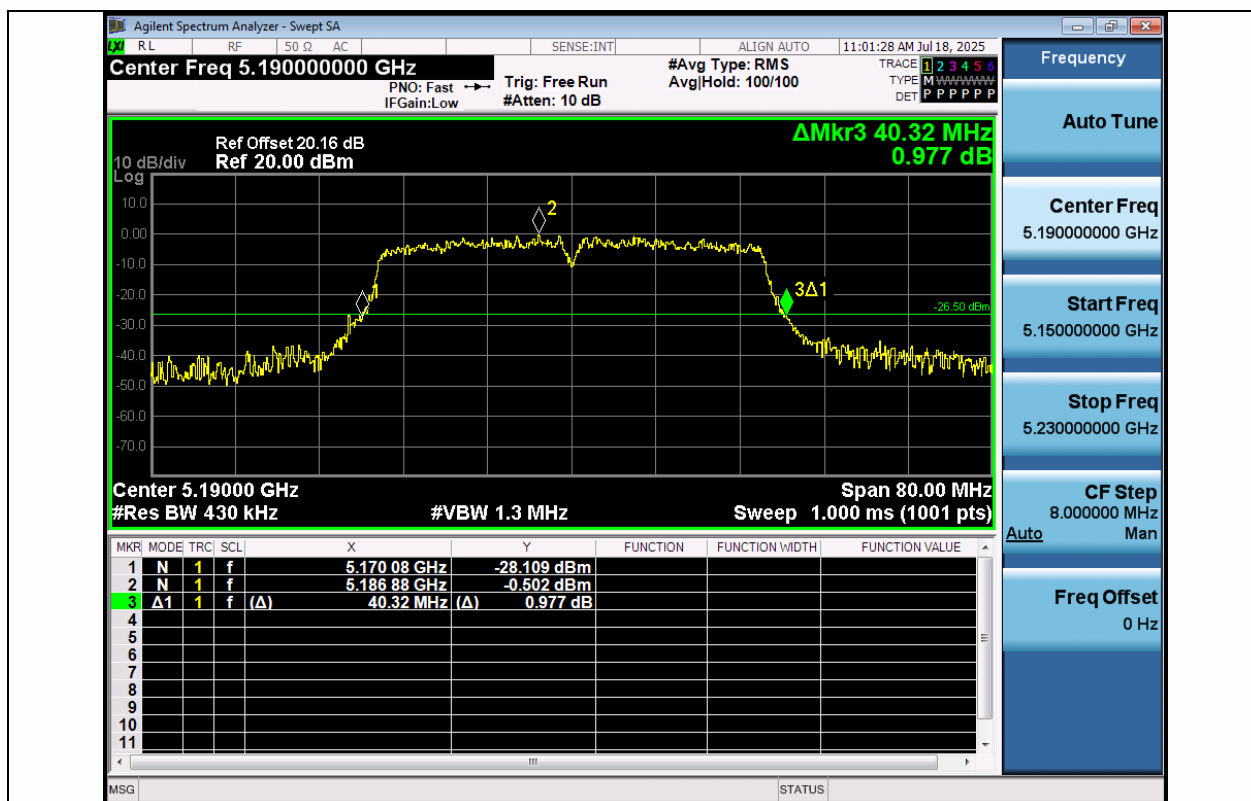
11N20MIMO-Ant2-5785



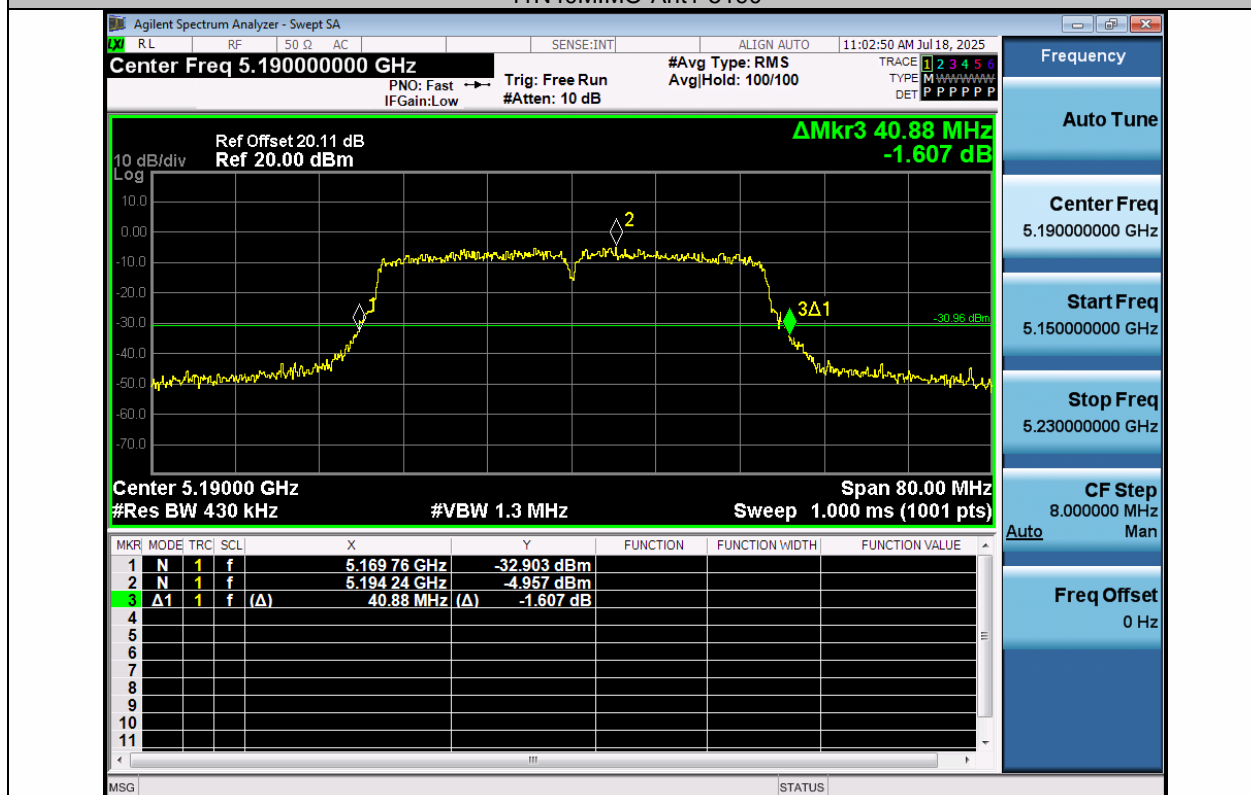
11N20MIMO-Ant1-5825



11N20MIMO-Ant2-5825



11N40MIMO-Ant1-5190



11N40MIMO-Ant2-5190