


正面 说明书部分



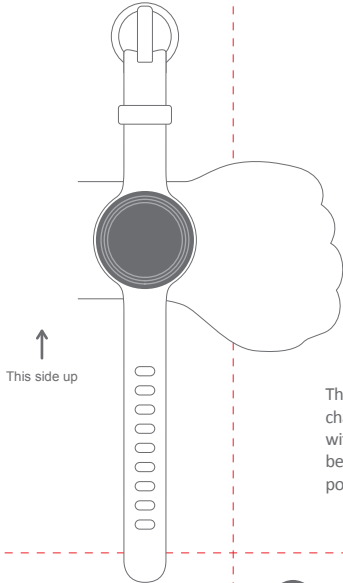
PaiBand

User Manual

Quick Start Guide

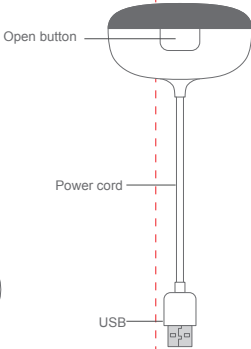
www.Pai.Technology

1 How to Wear



This side up

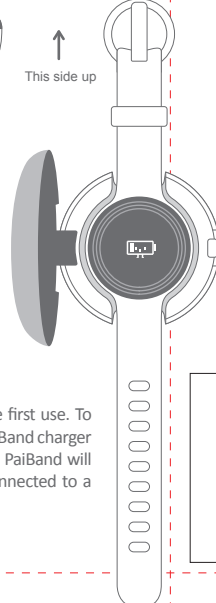
2 Set-Up



Open button

Power cord

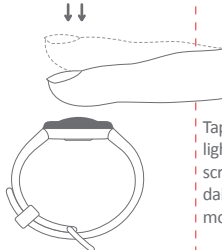
USB




This side up

The PaiBand must be charged before first use. To charge, place the PaiBand into the PaiBand charger with wristband screen facing up. The PaiBand will begin to charge once it has been connected to a power source.

3 To Activate



Tap the screen twice and it will light up. Continue to tap the screen to change the time, view daily activity, find friends and more.




When you raise the wristband to look at it, the screen will automatically light up.

4 Functions

Activity

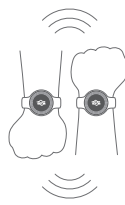
Check your daily activity with PaiBand! The Activity icon and your points will appear on the screen. The counter starts at 000. Every day, you will accumulate points which automatically clear and reset every 24 hours.




Daily Activity Points


Connect with Friends

The PaiBand lets you find and connect with your friends. In Friend Finder mode, you can automatically add another PaiBand user by shaking your wristband. When multiple people shake at once they can add each other. Adding and managing friends must be done with the app and with the approval of a parent or guardian.







Friend Finder Mode




Friend Added




Failed Connection F



Checking Pulse




Heart Rate




Try Again

Connecting Games

Download and install the PaiBand Move-City Run App from the App Store. Turn on your device's Bluetooth and open the app. The wristband will be linked automatically and display a Connection Successful icon. You may now enter the game. When the game is disconnected, the wristband will vibrate and display a Disconnected icon.




Game Mode



Game Mode Off


Monitor Heart Rate

When you turn on the real-time heart monitor, the wristband will vibrate and display a detecting heart rate icon. The results will be displayed on the screen.



Connecting the App


You'll be prompted to connect the wristband to the app the first time you turn it on.




Connect App

Updating the Software


The wristband will notify you of any software updates. If problems occur during an update, the app will prompt you to try again.



Updating




Try Again



Loading

Account name


First, the screen reads "Hi." Then, the alias is displayed. For example, "John Smith" (the username) is displayed as "JS" (the alias). The username you set up can be updated by returning to the Pai Parent App.




Hi

Alarm


There are multiple alarms that can be set-up to remind you of different events throughout the day. When an alarm is set, the wristband will display the specified alarm icon and vibrate at the specified time. Tapping the screen twice will turn off the alarm. If the alarm is not turned off, it will do so automatically after 60 seconds.




Wake up




Study




Exercise



Sleep



Other




Low battery warning

Some functions will be turned off






Pai Points

Using the Pai Parent App, parents can create tasks for their children to complete. Once the task has been completed, children will receive a Pai Point. Pai Points can be swapped for bonus content.



Pai Points

背面 安全声明和三包部分

<div><div></div><div><h3>Introduction</h3><p>Your kids are always on the move, so it's time to watch them go with the PaiBand! The PaiBand isn't just a watch: it's an activity tracker, heart rate monitor, game controller, sleep monitor, and even lets kids connect with other PaiBand friends. The PaiBand encourages activity with motion-activated games, perfect for rainy days when your kids need extra motivation to get moving. Sleek styling, cool colors, and waterproof design make it super durable for active kids, and it's made out of only the safest materials. You can use the Pai Parent app to keep track of it all, and even set alarms to help them structure their day.</p></div></div>	<div><div><h3>Control, Safety and Environmental Statement</h3><div><div><div><div></div><div><div>WARNING: CHOKING HAZARD</div><div>Not for children under 3 yrs.</div></div></div><div><div>Small parts.</div></div></div><div></div></div></div><div><h3>Guide for safe use</h3><div><div>1. CHOKING HAZARD This product has small parts. This product is not suitable for children under 3 years of age.</div></div></div></div>	<div><div><div>2. Local regulation statement One or more integrated wireless devices are installed in this product. In some situations, the use of the wireless devices may be limited. For example in airlines, hospitals, near flammable items and dangerous places. If you don't know the guidelines for using this product before starting, please consult the information for your local area.</div><div>3. Health Warnings Always consult your doctor before beginning or modifying any exercise program. This PaiBand device, accessories, and related data are intended for recreational use only, and are not intended to diagnose, treat, or prevent any medical condition.</div><div>4. Battery Warnings If these guidelines are not followed, batteries may experience a shortened life span or risk damage to the device, fire, chemical burn, electrolyte leak, and/or injury.<ul style="list-style-type: none">● Don't attempt to replace the battery yourself—you may damage the battery, which could cause overheating and injury. If the battery charger is lost, please contact us for support at customerservice@pai.technology● Do not expose the device and batteries to fire, explosion, or other hazard.● Do not place in high temperature environments.● Never put batteries in your mouth.● Keep batteries away from children.● When the battery life is over, don't put the battery in your household garbage. Please comply with local laws and regulations on battery disposal.</div><div>5. Repair Don't open PaiBand and don't attempt to repair it yourself. Disassembling PaiBand may damage it, result in loss of water resistance, and may cause injury.</div><div>6. Handling Do not expose the product to extreme conditions for a long period of time. Extreme heat can reduce battery life. Avoid extreme shock or impact. Do not eat. Avoid puncturing PaiBand with sharp objects. Please properly care and comply with the warranty provisions to extend the service life of the PaiBand.</div><div>7. Cleaning information Clean the product with a soft dry cloth.</div><div>8. Allergy alert Although allergic reactions to these materials are extremely rare, please be advised that the product is composed of silicone and polycarbonate.</div><div>9. Exposure to wireless signals Location based information reception rate may vary depending on your smartphone's Bluetooth and GPS. The product's connectivity may be unstable when other Bluetooth connections are happening in the area.</div></div><div><div>WARNING! If you use a new battery together with a depleted battery, there may be an explosion hazard. Please follow the instructions to deal with the depleted battery.</div></div></div>	<div><div><h3>Specification</h3><div><div>Product name: Putao PAIBAND</div><div>Chip: Nodic NRF-51822</div><div>Bluetooth type: Bluetooth 4.0</div><div>Battery: 70 mAh lithium battery</div><div>Band Length: 210 mm</div><div>Product Size: 18.46*14.26 mm</div><div>Input Voltage: 3.4V~4.2V</div></div></div><div><div><h3>Patent and trademark</h3><div><div>©2016 All rights reserved</div><div>Bluetooth is a separate trademark that Putao Technology, Inc. has been authorized to use.</div></div></div><div><div><h3>Customer Service</h3><div>Thank you for choosing Pai Technology. We want to ensure that you have the best experience with our products. If you encounter any technical difficulties or issues with this product, please email our customer service team at customerservice@pai.technology</div></div></div><div><div><div></div><div>FCC ID: 2AJ96-P10004</div></div></div></div></div>
<div><div><h3>Limited Warranty information</h3><div><div>Who is covered: This warranty is extended only to the original end-use purchaser or the person receiving the product as a gift, and shall not be extended to any other person or transferee.</div><div>What is covered/For how long: Unless a different warranty period is stated in the Owner's guide provided with your Putao product, for a period of under 1 year for anything that may be incorporated into this product from the date of retail purchase by the original end-use purchaser, Putao warrants that this product, when delivered to you in new condition, in original packaging, from a Putao authorized reseller and used in normal conditions, is free from any defects in manufacturing, materials and workmanship.</div><div>What is not covered: This warranty does not cover defects resulting from improper or unreasonable use or maintenance; failure to follow operating instructions; accident; excess moisture; insects; lightning; power surges; connections to improper voltage supply; unauthorized alteration or modification of original condition; damages caused by inadequate packing or shipping procedures; loss of, damage to or corruption of stored data; damages caused by use with non-Putao products; product that requires modification or adaptation to enable it to operate in any country other than the country for which it was designed, manufactured, approved and/or authorized, or repair of products damaged by these modifications; and products purchased from unauthorized dealers.</div><div>What we will do: During the warranty period, we will, at our sole option, repair or replace (using new or refurbished replacement parts) any defective parts within a reasonable period of time and free of charge.</div></div></div></div>	<div><div>What you must do to obtain Limited Warranty Service: Return product, with proof of purchase from an authorized dealer. Please contact Pai Technology at customerservice@pai.technology for specific return and shipping instructions.</div><div>Other conditions: The provisions of this limited warranty are in lieu of any other warranty, whether expressed or implied, written or oral, including any warranty of merchantability or fitness for a particular purpose. Putao corporation's maximum liability shall not exceed the actual purchase price paid by you for the product. In no event shall Putao be liable for loss of, damage to or corruption of stored data, or for special, incidental, consequential, or indirect damages howsoever caused including without limitation the replacement of equipment and property, and any costs of recovering, programming or reproducing any program or data stored in or used with your Putao product. This warranty is void if the label bearing the serial number has been removed or defaced.</div><div>Other legal rights: This limited warranty gives you specific legal rights, and you also may have other rights that vary from state to state or country to country. Some places do not allow limitations on implied warranties or the exclusion or limitation of incidental or consequential damages, so the above limitations or exclusions may not apply to you.</div></div>	<div><div><h3>FCC Compliance Statement</h3><div><div>This device complies with part 15 of the FCC Rules. Operation is subject to the following two conditions: (1) This device may not cause harmful interference, and (2) this device must accept any interference received, including interference that may cause undesired operation.</div><div>Changes or modifications not expressly approved by the party responsible for compliance could void the user's authority to operate the equipment.</div><div>Note: This equipment has been tested and found to comply with the limits for a Class B digital device, pursuant to Part 15 of the FCC Rules. These limits are designed to provide reasonable protection against harmful interference in a residential installation. This equipment generates, uses and can radiate radio frequency energy and, if not installed and used in accordance with the instructions, may cause harmful interference to radio communications. However, there is no guarantee that interference will not occur in a particular installation. If this equipment does cause harmful interference to radio or television reception, which can be determined by turning the equipment off and on, the user is encouraged to try to correct the interference by one or more of the following measures: Reorient or relocate the receiving antenna. Increase the separation between the equipment and receiver. Connect the equipment into an outlet on a circuit different from that to which the receiver is connected. Consult the dealer or an experienced radio/television technician for help.</div><div>FCC Radiation Exposure Statement: This transmitter must not be co-location or operating in conjunction with any other antenna or transmitter. This equipment complies with FCC RF radiation exposure limits set forth for an uncontrolled environment.</div></div></div></div>	