

# MOORING

BY MIRAHOME

Smart  
mattress pad

---

**User' guide**

Before using the product read all instructions and cautionary markings in this manual.

Read and save these instructions.

This Mirahome product is intended for house use only.

## **Disclaimer**

- This manual has been carefully checked, but still text spelling and technical error may not be totally ruled out. Such errors cannot be legal basis, and will be revised in the new version.
- The company has the right to modify the contents of this manual at any time without notice.

## **Emergency methods and warnings**

- If meet exceptions or scorching smell, unplug it immediately and call Mirahome consumer care or the local agencies.
- Do not expose the product to rain or moisture to avoid the risk of fire or electric shock.
- Make sure that the power cord is plugged into a power outlet so as to avoid accidents caused by high heat generated by the plug.

- If the power cord is damaged, please contact our consumer care or the local agencies.

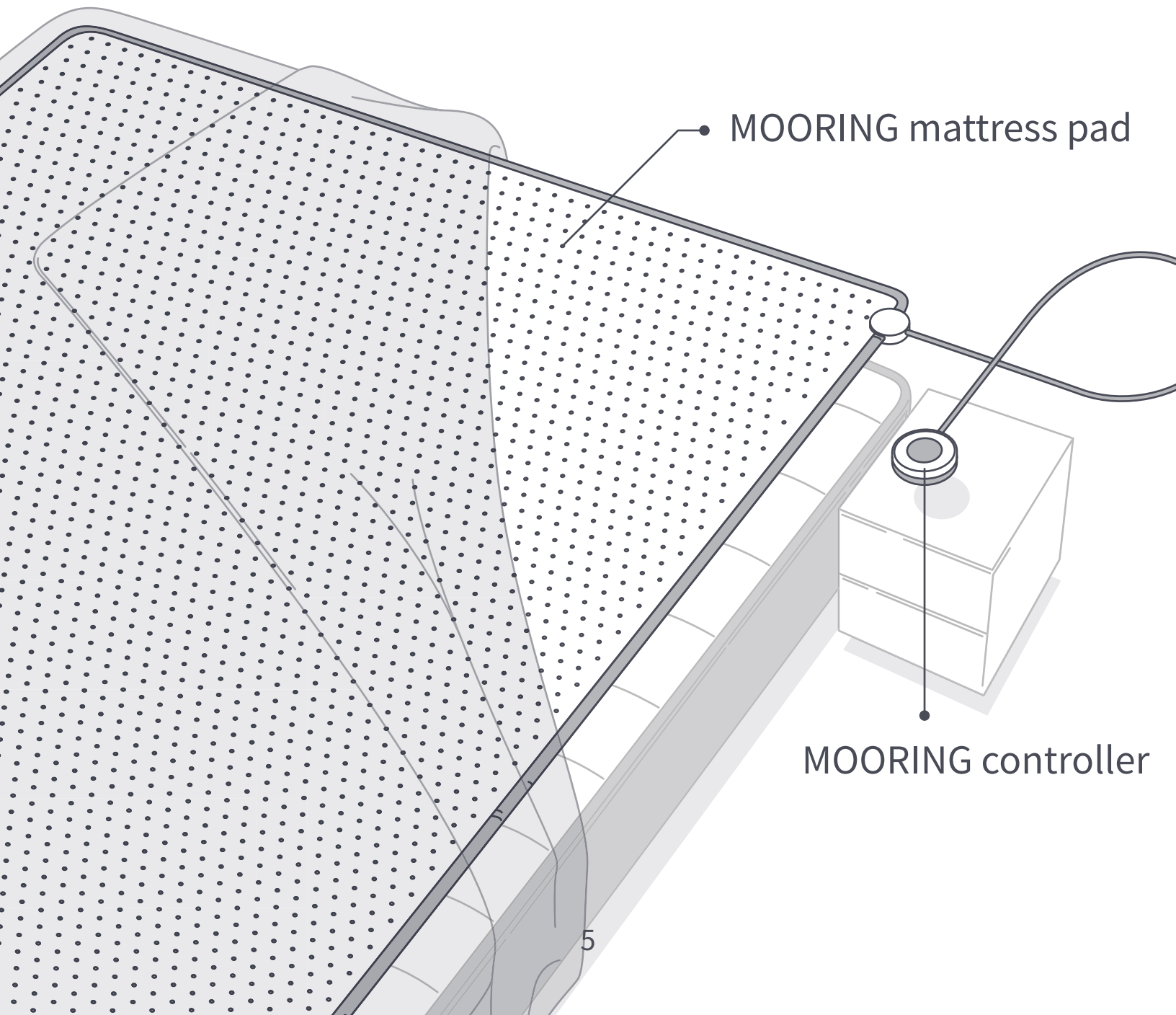
## **Safety notification**

- 1 Be sure this mattress pad is used only on an AC supply current circuit of 90-270 volts. Electric plug and cord are not waterproof. Do not immerse in water.
- 2 Do not place the product near flammables or combustibles.
- 3 Don't put heavy objects on the machine, to prevent crushing or cause failure.
- 4 Do not let the following users use alone: an infant, an incapacitated or immobile person, one insensitive to heat such as a person with poor blood circulation, or anyone who cannot clearly understand the instructions and/or operate the controls.

- 5 Do not use more than one electronic heating device on bed at the same time.
- 6 Keep the control away from drafty areas that may become damp or wet such as an open window.
- 7 Do not use mattress pad on a waterbed, sofa, bunk bed or mechanically adjustable bed
- 8 Keep all dogs, cats and other pets away from this heated product. This is an electrical appliance that they can damage or be injured by.
- 9 Do not unplug by pulling on the cable. To unplug, grasp the plug not the cable.
- 10 Turn off and disconnect power cord from wall before cleaning this product.
- 11 Do not use another electronic heating device in conjunction with your heated product. Do not flex the pad and use it as a cushion.

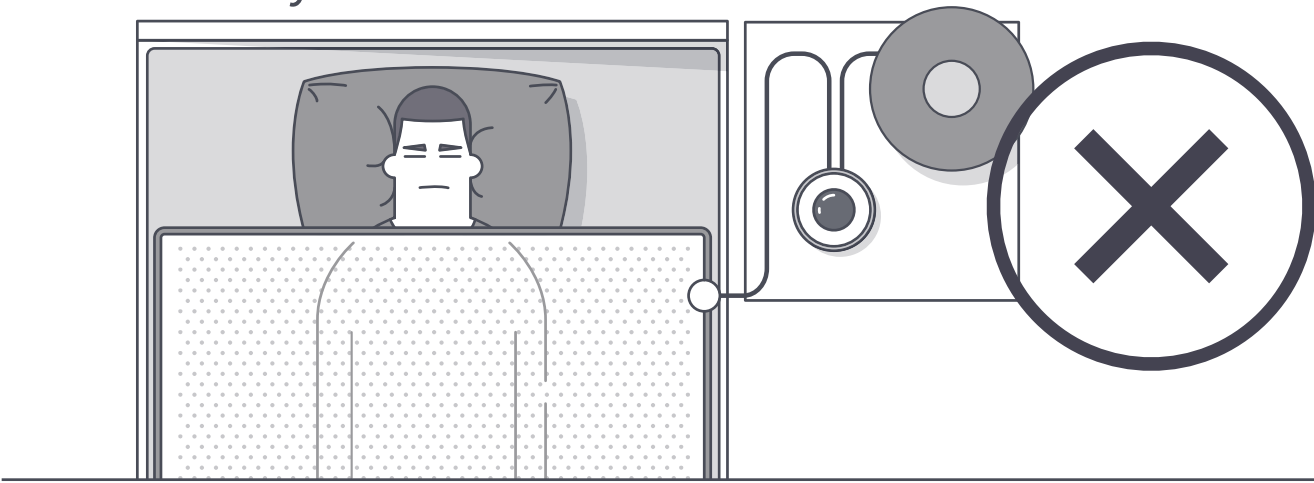
- 12 Do not place sharp objects or heavy or electric iron and other related products on the blanket.
- 13 If the product is not working, do not disassemble the appliance as incorrect reassembly may result in an electric shock or fire.
- 14 Do not insert metal or strike the pad with blunt.
- 15 Unplug the power cord when not in use for extended periods.
- 16 Do not put hot water bag, electric heater, furnace or other heating equipments above the products.
- 17 Do not connect the power when the pad is damp.
- 18 Improper laundering or dry clean is forbidden.

## Name of each part

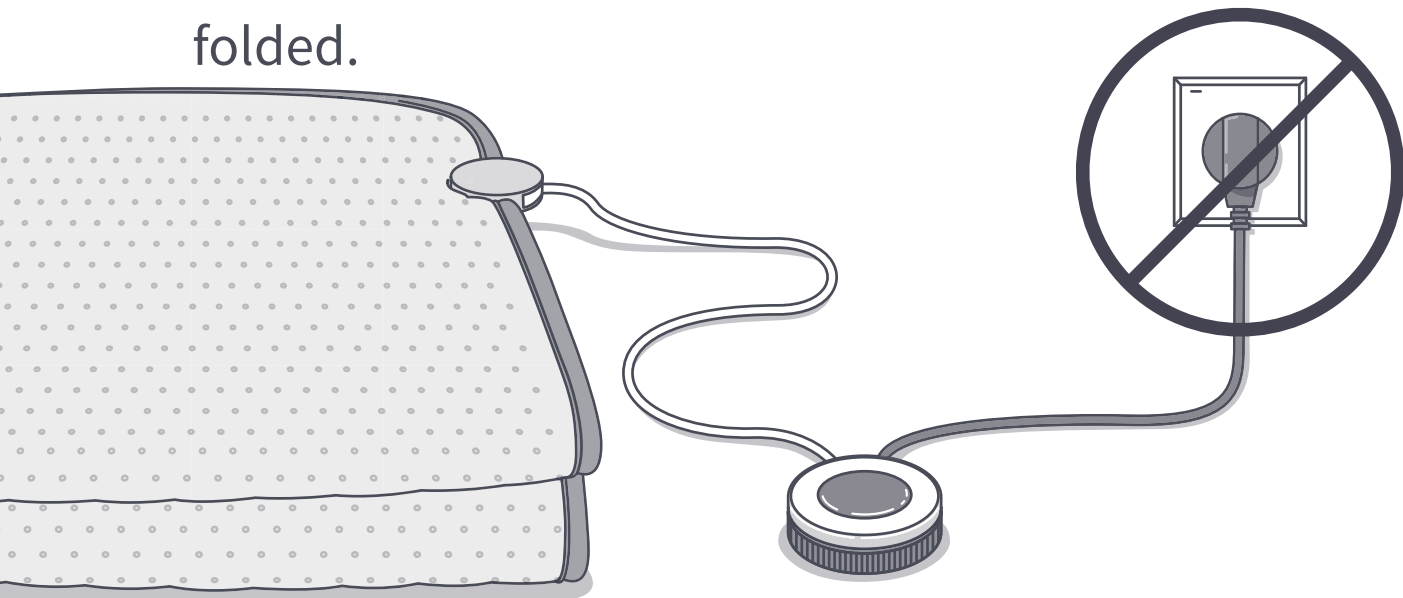


## Special notifications

- Do not put the mattress pad under the bed cover, not on the body

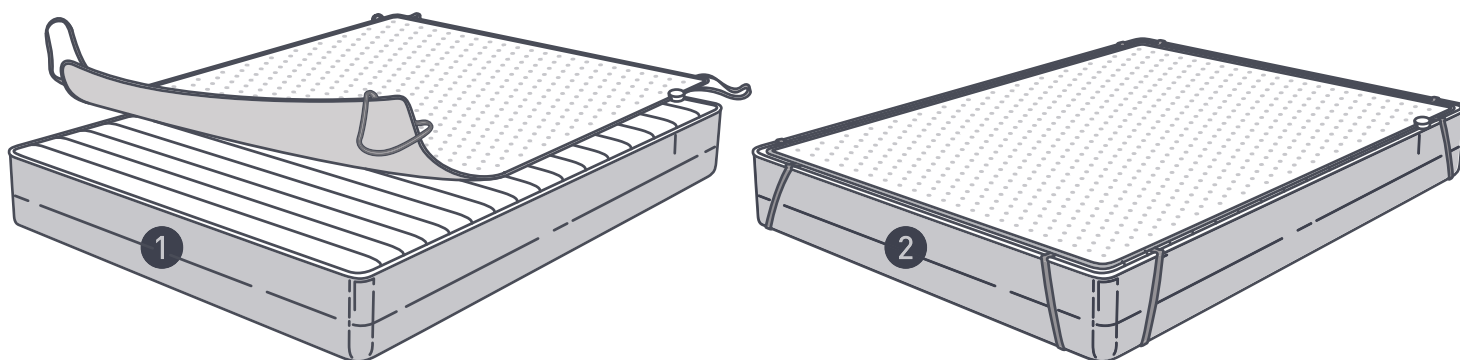


- Do not turn on the power when the mattress pad is folded.




## Product Manual

- Place the heated mattress pad on the bed and fix it by elastic band on mattress pad's four angles.

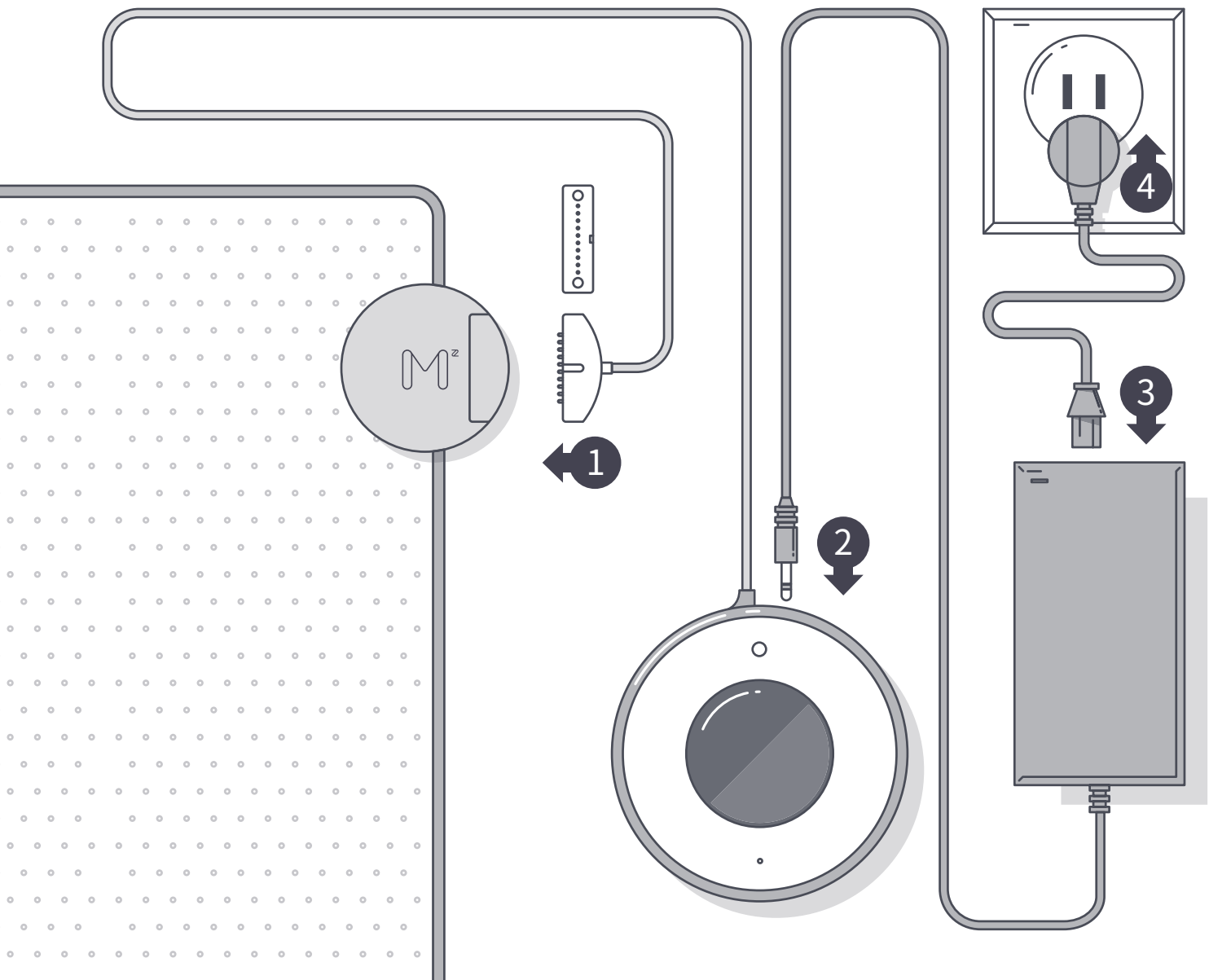


- Controller can be placed on either side of the bed.

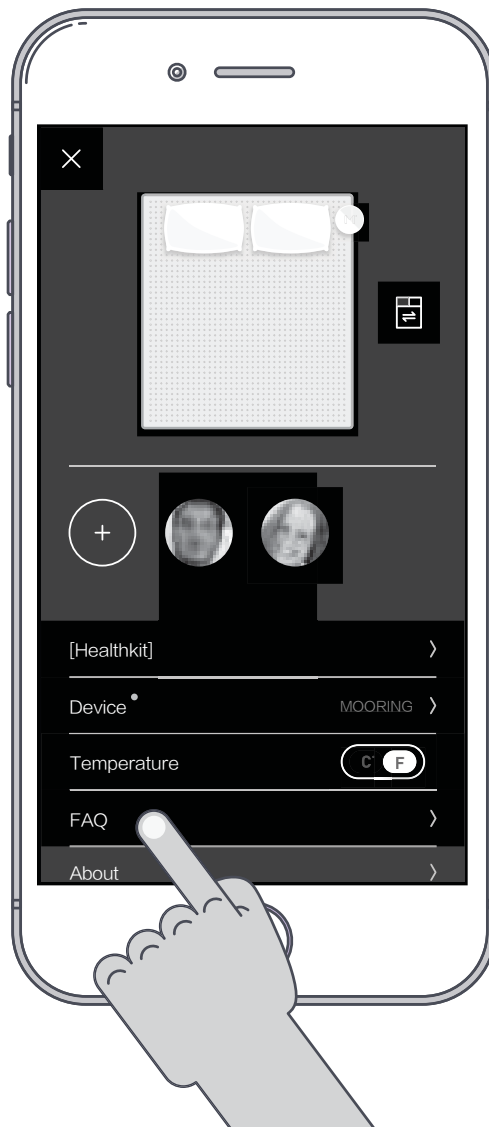




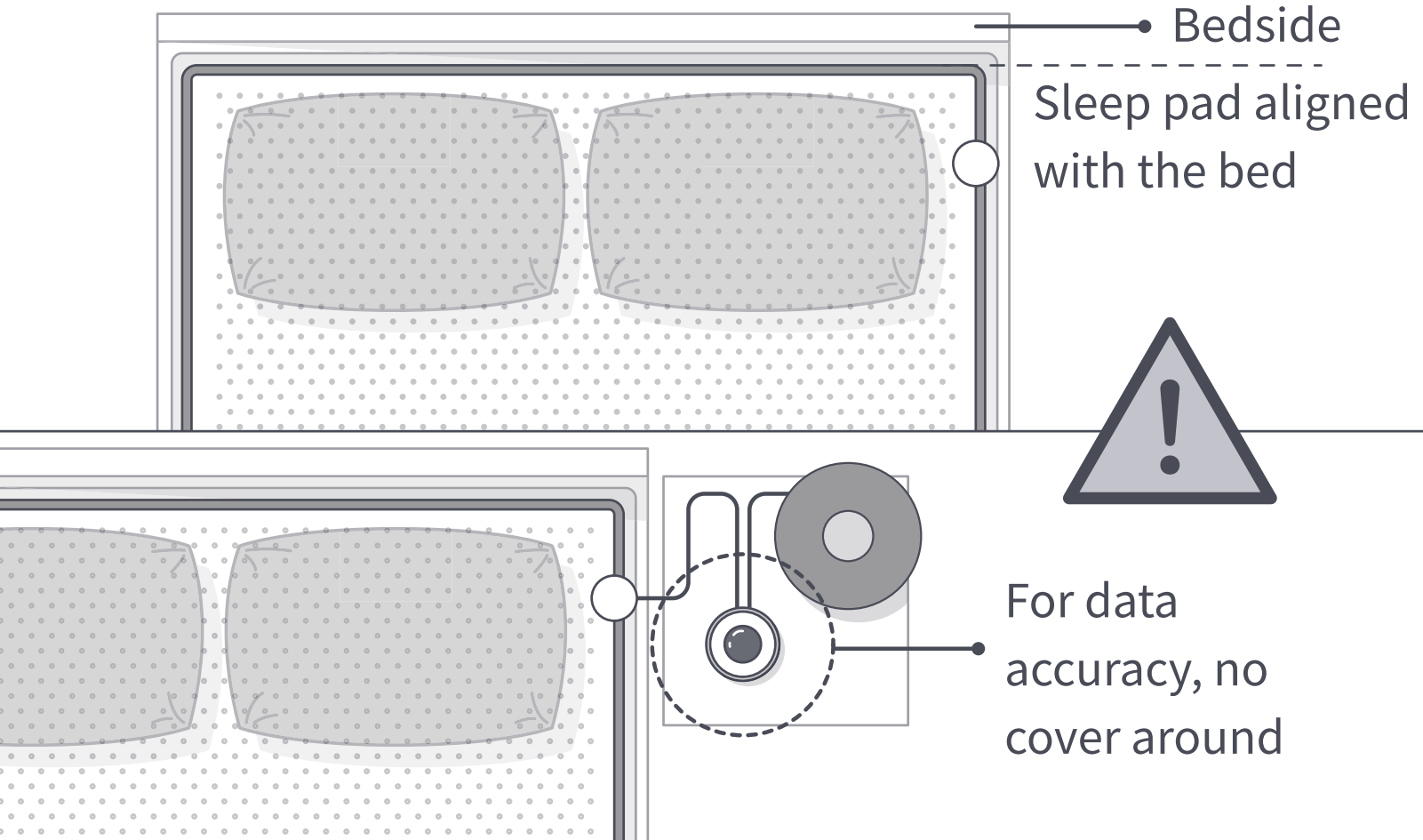
- Plug the magnetic connector to the mattress pad, and then plug the main power cord into the wall outlet.



- Download the MOORING APP, and follow the instruction to start.
- Find more details in the MOORING APP' s FAQ.



- Align the edge of mattress pad and the head of bed, there should be no cover around the controller.



Attention: Please confirm the voltage is AC 90-270V.

Ensure no cover around the controller.

Align the edge of mattress pad and the head of bed for data accuracy.

## Care and cleaning

- Check the mattress pad regularly. Stop use immediately if meet any exceptions, such as: controller is too hot, the function button does not work or mattress pad is overheating in some part. Contact Mirahome support or your nearby distributor. Do not fix by yourself.
- When clean mattress pad, please place it flat. Use banister brush with some detergent to brush. (The connect part is not waterproof. Do not immerse in water)
- Place your matters pad in well-ventilated place, and make it dried naturally.
- Do not use the washer machine、dehydrator、drier to clean.
- Do not use the stick or anything heavy to punch your matter pad when clean the dust.

## Preservation

- When preserve the mattress pad, please fold the mattress pad, put it in the box or bag, and keep it in a dry place
- Do not put anything heavy on the mattress pad.

## Simple trouble shooting

Problem	Possible reason
<b>Mattress pad is not heating.</b>	<ul style="list-style-type: none"><li>• The power cord is loose</li><li>• Magnet connector is loose</li><li>• Put your hand under the mattress pad to check the heating (temperature change is not easy to feel when pad is placed plat)</li></ul>
<b>The screen of controller does not work.</b>	The screen of controller does not work.

**The controller can not be connected to WIFI.**


- The WIFI is off or out of this area
- The Wifi is on 5G mode, need to be switched to 2.4G mode.

## Technical specifications

<b>Product name</b>	MOORING Mattress Pad
<b>Model</b>	MM-001
<b>Controller size</b>	91*89*35mm
<b>Mattress pad size</b>	Change with country
<b>Weight</b>	Around 4KG
<b>WIFI connect</b>	Intelligent connect、IEEE802.11n; IEEE802.11g; IEEE802.11b



<b>Safety standard</b>	WEP/WPA-PSK/WPA2-RSK safe system
<b>Sensor</b>	Noise, light, sleeping data, humidity, bed temperature sensor
<b>Sleeping monitor function</b>	✓
<b>Auto temperature adjust</b>	✓
<b>Drying function</b>	✓

<b>Smart alarm</b>	✓
<b>Power rating</b>	60W/120W
<b>Input voltage</b>	19V  6.32A
The adapter is an optional accessory	

- This device complies with part 15 of the FCC Rules. Operation is subject to the following two conditions:  
(1) This device may not cause harmful interference, and (2) this device must accept any interference received, including interference that may cause undesired operation.
- Changes or modifications not expressly approved by the party responsible for compliance could void the user's authority to operate the equipment.



Scan the QR code to download MOORING APP



## **FCC Radiation Exposure Statement:**

This equipment complies with FCC radiation exposure limits set forth for an uncontrolled environment .This equipment should be installed and operated with minimum distance 20cm between the radiator& your body.



Product name: MOORING mattress pad

Model: MM-001

Manufactory: Mirahome (Shanghai) technology Co.,LTD.

Address: Room 2403, No. 66 North Shanxi Road,  
Shanghai, China

Made in: China

Publication date: 2016.12



## Help

[www.Mirahome.me/Visit support to get updates and FAQ.](http://www.Mirahome.me/Visit%20support%20to%20get%20updates%20and%20FAQ)

