



DEERC Product manual

1 PREFACE

To make your experience with this remote control car as easy and convenient as possible, please read the instructions provided before using. The product is designed for use by children aged 8 and over. Please read the manual for more information and safety instructions.

1. In order to protect the high-grade rights and interests of users, please be sure to carefully read the contents of this manual before using this product.

2. When using this product, please be sure to strictly observe and perform the requirements which include safety and maintenance instructions and safety guidelines. Always observe safety, warnings, precautions, usage instructions, and other related information. Do not use the product in a way that is not intended or for any purpose or use that is not intended. It is not recommended to use the product in a way that is not intended or for any purpose or use that is not intended.

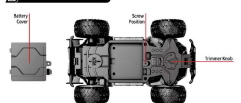
3. Since you are using this product, you are deemed to have read, understood, acknowledged, and accepted all terms and conditions of the instructions (including disclaimers, safety instructions, warning instructions, etc.) included with this product.

4. In case you are using this product in any way not specified in the manual, you are responsible for any damage or loss. Please refer to the manual for more information and safety instructions.

2 PACKAGE CONTENTS



3 RC CAR'S DETAILS



4 REMOTE CONTROL LIMITATIONS

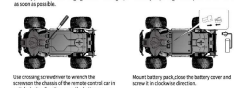


5 CHARGING



6 Attention


• Please keep the battery in a light when charging. If the battery is not in a light when charging, it will be damaged. If the battery is not in a light when charging, it will be damaged. If the battery is not in a light when charging, it will be damaged.



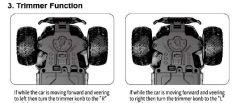
7 CONTROL METHODS

1. Pairing
Once the battery is inserted into the car and the remote, turn on the car followed by the remote. Both will automatically pair.

2. Forward, Reverse, Turn Left and Turn Right



8 Trimmer Function



9 Spray

Open the water tank stopper, fill the car with water, then turn the motor.

Press the spray switch until the car is turned off.



10 NOTICE

1. Do not recharge the battery in a fire or in a hot environment.
2. Do not recharge the battery in a fire or in a hot environment.
3. Do not recharge the battery in a fire or in a hot environment.
4. Please do not use the battery in a fire or in a hot environment.
5. Please do not use the battery in a fire or in a hot environment.
6. Please do not use the battery in a fire or in a hot environment.
7. Please do not use the battery in a fire or in a hot environment.
8. Please do not use the battery in a fire or in a hot environment.
9. Please do not use the battery in a fire or in a hot environment.
10. Please do not use the battery in a fire or in a hot environment.
11. Please do not use the battery in a fire or in a hot environment.
12. Please do not use the battery in a fire or in a hot environment.
13. Please do not use the battery in a fire or in a hot environment.
14. Please do not use the battery in a fire or in a hot environment.
15. Please do not use the battery in a fire or in a hot environment.
16. Please do not use the battery in a fire or in a hot environment.
17. Please do not use the battery in a fire or in a hot environment.
18. Please do not use the battery in a fire or in a hot environment.
19. Please do not use the battery in a fire or in a hot environment.
20. Please do not use the battery in a fire or in a hot environment.
21. Please do not use the battery in a fire or in a hot environment.
22. Please do not use the battery in a fire or in a hot environment.
23. Please do not use the battery in a fire or in a hot environment.
24. Please do not use the battery in a fire or in a hot environment.
25. Please do not use the battery in a fire or in a hot environment.
26. Please do not use the battery in a fire or in a hot environment.
27. Please do not use the battery in a fire or in a hot environment.
28. Please do not use the battery in a fire or in a hot environment.
29. Please do not use the battery in a fire or in a hot environment.
30. Please do not use the battery in a fire or in a hot environment.
31. Please do not use the battery in a fire or in a hot environment.
32. Please do not use the battery in a fire or in a hot environment.
33. Please do not use the battery in a fire or in a hot environment.
34. Please do not use the battery in a fire or in a hot environment.
35. Please do not use the battery in a fire or in a hot environment.
36. Please do not use the battery in a fire or in a hot environment.
37. Please do not use the battery in a fire or in a hot environment.
38. Please do not use the battery in a fire or in a hot environment.
39. Please do not use the battery in a fire or in a hot environment.
40. Please do not use the battery in a fire or in a hot environment.
41. Please do not use the battery in a fire or in a hot environment.
42. Please do not use the battery in a fire or in a hot environment.
43. Please do not use the battery in a fire or in a hot environment.
44. Please do not use the battery in a fire or in a hot environment.
45. Please do not use the battery in a fire or in a hot environment.
46. Please do not use the battery in a fire or in a hot environment.
47. Please do not use the battery in a fire or in a hot environment.
48. Please do not use the battery in a fire or in a hot environment.
49. Please do not use the battery in a fire or in a hot environment.
50. Please do not use the battery in a fire or in a hot environment.
51. Please do not use the battery in a fire or in a hot environment.
52. Please do not use the battery in a fire or in a hot environment.
53. Please do not use the battery in a fire or in a hot environment.
54. Please do not use the battery in a fire or in a hot environment.
55. Please do not use the battery in a fire or in a hot environment.
56. Please do not use the battery in a fire or in a hot environment.
57. Please do not use the battery in a fire or in a hot environment.
58. Please do not use the battery in a fire or in a hot environment.
59. Please do not use the battery in a fire or in a hot environment.
60. Please do not use the battery in a fire or in a hot environment.
61. Please do not use the battery in a fire or in a hot environment.
62. Please do not use the battery in a fire or in a hot environment.
63. Please do not use the battery in a fire or in a hot environment.
64. Please do not use the battery in a fire or in a hot environment.
65. Please do not use the battery in a fire or in a hot environment.
66. Please do not use the battery in a fire or in a hot environment.
67. Please do not use the battery in a fire or in a hot environment.
68. Please do not use the battery in a fire or in a hot environment.
69. Please do not use the battery in a fire or in a hot environment.
70. Please do not use the battery in a fire or in a hot environment.
71. Please do not use the battery in a fire or in a hot environment.
72. Please do not use the battery in a fire or in a hot environment.
73. Please do not use the battery in a fire or in a hot environment.
74. Please do not use the battery in a fire or in a hot environment.
75. Please do not use the battery in a fire or in a hot environment.
76. Please do not use the battery in a fire or in a hot environment.
77. Please do not use the battery in a fire or in a hot environment.
78. Please do not use the battery in a fire or in a hot environment.
79. Please do not use the battery in a fire or in a hot environment.
80. Please do not use the battery in a fire or in a hot environment.
81. Please do not use the battery in a fire or in a hot environment.
82. Please do not use the battery in a fire or in a hot environment.
83. Please do not use the battery in a fire or in a hot environment.
84. Please do not use the battery in a fire or in a hot environment.
85. Please do not use the battery in a fire or in a hot environment.
86. Please do not use the battery in a fire or in a hot environment.
87. Please do not use the battery in a fire or in a hot environment.
88. Please do not use the battery in a fire or in a hot environment.
89. Please do not use the battery in a fire or in a hot environment.
90. Please do not use the battery in a fire or in a hot environment.
91. Please do not use the battery in a fire or in a hot environment.
92. Please do not use the battery in a fire or in a hot environment.
93. Please do not use the battery in a fire or in a hot environment.
94. Please do not use the battery in a fire or in a hot environment.
95. Please do not use the battery in a fire or in a hot environment.
96. Please do not use the battery in a fire or in a hot environment.
97. Please do not use the battery in a fire or in a hot environment.
98. Please do not use the battery in a fire or in a hot environment.
99. Please do not use the battery in a fire or in a hot environment.
100. Please do not use the battery in a fire or in a hot environment.

DEERC (USA) • (234) 226-0888

DEERC (UK) • (234) 226-0888

DEERC (JP) • (234) 226-0888

DEERC (CN) • (234) 226-0888

DEERC (IN) • (234) 226-0888

DEERC (AU) • (234) 226-0888

DEERC (CA) • (234) 226-0888

DEERC (BR) • (234) 226-0888

DEERC (MX) • (234) 226-0888

DEERC (AR) • (234) 226-0888

DEERC (CL) • (234) 226-0888

DEERC (CO) • (234) 226-0888

DEERC (CZ) • (234) 226-0888

DEERC (DK) • (234) 226-0888

DEERC (EE) • (234) 226-0888

DEERC (FI) • (234) 226-0888

DEERC (FR) • (234) 226-0888

DEERC (DE) • (234) 226-0888

DEERC (GR) • (234) 226-0888

DEERC (HU) • (234) 226-0888

DEERC (IE) • (234) 226-0888

DEERC (IS) • (234) 226-0888

DEERC (IT) • (234) 226-0888

DEERC (LV) • (234) 226-0888

DEERC (LT) • (234) 226-0888

DEERC (LU) • (234) 226-0888

DEERC (NL) • (234) 226-0888

DEERC (NO) • (234) 226-0888

DEERC (PL) • (234) 226-0888

DEERC (PT) • (234) 226-0888

DEERC (RO) • (234) 226-0888

DEERC (RU) • (234) 226-0888

DEERC (SK) • (234) 226-0888

DEERC (SI) • (234) 226-0888

DEERC (SE) • (234) 226-0888

DEERC (SG) • (234) 226-0888

DEERC (TH) • (234) 226-0888

DEERC (TR) • (234) 226-0888

DEERC (UA) • (234) 226-0888

DEERC (US) • (234) 226-0888

DEERC (VN) • (234) 226-0888

DEERC (ZA) • (234) 226-0888

DEERC (ZW) • (234) 226-0888

DEERC (XX) • (234) 226-0888

DEERC (YY) • (234) 226-0888

DEERC (ZZ) • (234) 226-0888

DEERC (AA) • (234) 226-0888

DEERC (BB) • (234) 226-0888

DEERC (CC) • (234) 226-0888

DEERC (DD) • (234) 226-0888

DEERC (EE) • (234) 226-0888

DEERC (FF) • (234) 226-0888

DEERC (GG) • (234) 226-0888

DEERC (HH) • (234) 226-0888

DEERC (II) • (234) 226-0888

DEERC (JJ) • (234) 226-0888

DEERC (KK) • (234) 226-0888

DEERC (LL) • (234) 226-0888

DEERC (MM) • (234) 226-0888

DEERC (NN) • (234) 226-0888

DEERC (OO) • (234) 226-0888

DEERC (PP) • (234) 226-0888

DEERC (QQ) • (234) 226-0888

DEERC (RR) • (234) 226-0888

DEERC (SS) • (234) 226-0888

DEERC (TT) • (234) 226-0888

DEERC (UU) • (234) 226-0888

DEERC (VV) • (234) 226-0888

DEERC (WW) • (234) 226-0888

DEERC (XX) • (234) 226-0888

DEERC (YY) • (234) 226-0888

DEERC (ZZ) • (234) 226-0888

DEERC (AA) • (234) 226-0888

DEERC (BB) • (234) 226-0888

DEERC (CC) • (234) 226-0888

DEERC (DD) • (234) 226-0888

DEERC (EE) • (234) 226-0888

DEERC (FF) • (234) 226-0888

DEERC (GG) • (234) 226-0888

DEERC (HH) • (234) 226-0888

DEERC (II) • (234) 226-0888

DEERC (JJ) • (234) 226-0888

DEERC (KK) • (234) 226-0888

DEERC (LL) • (234) 226-0888

DEERC (MM) • (234) 226-0888

DEERC (NN) • (234) 226-0888

DEERC (OO) • (234) 226-0888

DEERC (PP) • (234) 226-0888

DEERC (QQ) • (234) 226-0888

DEERC (RR) • (234) 226-0888

DEERC (SS) • (234) 226-0888

DEERC (TT) • (234) 226-0888

DEERC (UU) • (234) 226-0888

DEERC (VV) • (234) 226-0888

DEERC (WW) • (234) 226-0888

DEERC (XX) • (234) 226-0888

DEERC (YY) • (234) 226-0888

DEERC (ZZ) • (234) 226-0888

DEERC (AA) • (234) 226-0888

DEERC (BB) • (234) 226-0888

DEERC (CC) • (234) 226-0888

DEERC (DD) • (234) 226-0888

DEERC (EE) • (234) 226-0888

DEERC (FF) • (234) 226-0888

DEERC (GG) • (234) 226-0888

DEERC (HH) • (234) 226-0888

DEERC (II) • (234) 226-0888

DEERC (JJ) • (234) 226-0888

DEERC (KK) • (234) 226-0888

DEERC (LL) • (234) 226-0888

DEERC (MM) • (234) 226-0888

DEERC (NN) • (234) 226-0888

DEERC (OO) • (234) 226-0888

DEERC (PP) • (234) 226-0888

DEERC (QQ) • (234) 226-0888

DEERC (RR) • (234) 226-0888

DEERC (SS) • (234) 226-0888

DEERC (TT) • (234) 226-0888

DEERC (UU) • (234) 226-0888

DEERC (VV) • (234) 226-0888

DEERC (WW) • (234) 226-0888

DEERC (XX) • (234) 226-0888

DEERC (YY) • (234) 226-0888

DEERC (ZZ) • (234) 226-0888

DEERC (AA) • (234) 226-0888

DEERC (BB) • (234) 226-0888

DEERC (CC) • (234) 226-0888

DEERC (DD) • (234) 226-0888

DEERC (EE) • (234) 226-0888

DEERC (FF) • (234) 226-0888

DEERC (GG) • (234) 226-0888

DEERC (HH) • (234) 226-0888

DEERC (II) • (234) 226-0888

DEERC (JJ) • (234) 226-0888

DEERC (KK) • (234) 226-0888

DEERC (LL) • (234) 226-0888

DEERC (MM) • (234) 226-0888

DEERC (NN) • (234) 226-0888

DEERC (OO) • (234) 226-0888

DEERC (PP) • (234)

FCC STATEMENT

This remote control complies with Part 15 of the FCC Rules. Operation is subject to the following two conditions: (1) this device may not cause harmful interference, and (2) this device must accept any interference received, including interference that may cause undesired operation.

Changes or modifications to this unit not expressly approved by the party responsible for compliance could void the user's authority to operate the equipment.

NOTE: This equipment has been tested and found to comply with the limits for a Class B digital device, pursuant to Part 15 of the FCC Rules. These limits are designed to provide reasonable protection against harmful interference in a residential installation. This equipment generates uses and can radiate radio frequency energy and, if not installed and used in accordance with the instructions, may cause harmful interference to radio communications. However, there is no guarantee that interference will not occur in a particular installation. If this equipment does cause harmful interference to radio or television reception, which can be determined by turning the equipment off and on, the user is encouraged to try to correct the interference by one or more of the following measures:

- Reorient or relocate the receiving antenna.
- Increase the separation between the equipment and receiver.
- Connect the equipment into an outlet on a circuit different from that to which the receiver is connected.
- Consult the dealer or an experienced radio/TV technician for help.

This device and its antenna(s) must not be co-located or operation in conjunction with any other antenna or transmitter.

Radiation Exposure Statement

The device has been evaluated to meet general RF exposure requirement in portable exposure condition without restriction.