



1. Figure
The EUT-Inside View




2. Figure
PCB of the EUT-Front View




3. Figure
PCB of the EUT-Back View




4. Figure
PCB of the EUT-Front View




5. Figure
PCB of the EUT-Back View




6. Figure
PCB of the EUT-Front View



7. Figure
PCB of the EUT-Back View




8. Figure
PCB of the EUT-Front View




9. Figure
PCB of the EUT-Back View




10. Figure
PCB of the EUT-Front View



11. Figure
PCB of the EUT-Back View




12. Figure
PCB of the EUT-Front View




Antenna

13. Figure
PCB of the EUT-Back View




14. Figure
PCB of the EUT-Front View




15. Figure
PCB of the EUT-Front View




16. Figure
PCB of the EUT-Front View




17. Figure
PCB of the EUT-Front View



18. Figure
PCB of the EUT-Back View



19. Figure
PCB of the EUT-Front View



20. Figure
PCB of the EUT-Back View

