


DUT and SAR Set-up Photos

Photograph 1: Overall Dimensions



Photograph 2: Front View of the DUT



Photograph 3: Back View of the DUT



Photograph 4: Accessories



Photograph 5: Front View of the DUT with Band



Photograph 6: Back View of the DUT with Band



Photograph 7: Front View of the DUT with Band and WB50



Photograph 8: Back View of the DUT with Band and WB50



Photograph 9: Front View of the DUT with Band and WD50



Photograph 10: Back View of the DUT with Band and WD50




Setup Photos


Photograph 11: Vertical and Horizontal Reference Lines, DUT with Band



Photograph 12: Vertical and Horizontal Reference Lines, DUT with Band and WB50



Photograph 13: Vertical and Horizontal Reference Lines, DUT with Band and WD50




Extremity Exposure Conditions

Photograph 14: Extremity, Back, DUT with Band



Photograph 15: Extremity, Back, DUT with Band and WB50



Photograph 16: Extremity, Back, DUT with Band and WD50

