


EXHIBIT D - TEST SETUP PHOTOGRAPHS

For configuration 1#

Conducted Emissions - Front View




Conducted Emissions - Side View



For configuration 2#

Conducted Emissions - Front View




Conducted Emissions - Side View




For configuration 1#


Radiated Emissions View (Below 30MHz) Parallel




Radiated Emissions View (Below 30MHz) Perpendicular



Radiated Emissions View (Below 30MHz) Ground-parallel




Radiated Emissions View (Below 1 GHz)




For configuration 2#


Radiated Emissions View (Below 30MHz) Parallel



Radiated Emissions View (Below 30MHz) Perpendicular



Radiated Emissions View (Below 30MHz) Ground-parallel



Radiated Emissions View (Below 1 GHz)

