


## TEST SETUP PHOTOGRAPHS

For Sample 2CGM-2 (Adapter 1)  
**Conducted Emissions Front View**




**Conducted Emissions Side View**



For Sample 2CGM-2 (Adapter 2)  
**Conducted Emissions Front View**



**Conducted Emissions Side View**





For Sample 2CGM-6  
**Conducted Emissions Front View**



**Conducted Emissions Side View**



For Sample 2CGM-2 (Adapter 1)  
**Radiated Emission Below 1GHz View**



**Radiated Emission Below 30MHz View Parallel**






**Radiated Emission Below 30MHz View Perpendicular**



**Radiated Emission Below 30MHz View Ground-parallel**



For Sample 2CGM-2 (Adapter 2)  
**Radiated Emission Below 1GHz View**



**Radiated Emission Below 30MHz View Parallel**







**Radiated Emission Below 30MHz View Perpendicular**



**Radiated Emission Below 30MHz View Ground-parallel**



For Sample 2CGM-6 (Adapter 1)  
**Radiated Emission Below 1GHz View**




**Radiated Emission Below 30MHz View Parallel**






**Radiated Emission Below 30MHz View Perpendicular**



**Radiated Emission Below 30MHz View Ground-parallel**



For Sample 2CGM-2 (Adapter 2)  
**Radiated Emission Below 1GHz View**



**Radiated Emission Below 30MHz View Parallel**






**Radiated Emission Below 30MHz View Perpendicular**



**Radiated Emission Below 30MHz View Ground-parallel**



**Radiated Emission Above 1GHz View**

