Test Plot 1#: GSM 850_Head Left Cheek_Middle

DUT: Mobile phone; Type: X689D; Serial: SZ1210204-04123E-SA-S_DD;

Communication System: Generic GSM; Frequency: 836.6 MHz;Duty Cycle: 1:8
Medium parameters used: f = 836.6 MHz; σ = 0.929 S/m; ε_r = 42.137; ρ = 1000 kg/m^3 ;
Phantom section: Left Section

DASY5 Configuration:

- Probe: EX3DV4 - SN7522; ConvF(9.92, 9.92, 9.92)
- Sensor-Surface: 4mm (Mechanical Surface Detection)
- Electronics: DAE4 SN1562;Calibrated: 1/19/2021
- Phantom: SAM-Twin V8.0 P1aP2a; Type: QD 000 P41 AA; Serial: 1962
- Measurement SW: DASY52, Version 52.10 (2) ;

Area Scan (71x91x1): Interpolated grid: dx=1.500 mm, dy=1.500 mm
Maximum value of SAR (interpolated) = 0.587 W/kg

Zoom Scan (5x5x7)/Cube 0: Measurement grid: dx=8mm, dy=8mm, dz=5mm
Reference Value = 22.92 V/m; Power Drift = -0.03 dB
Peak SAR (extrapolated) = 0.733 W/kg
SAR(1 g) = 0.539 W/kg; SAR(10 g) = 0.374 W/kg
Maximum value of SAR (measured) = 0.570 W/kg

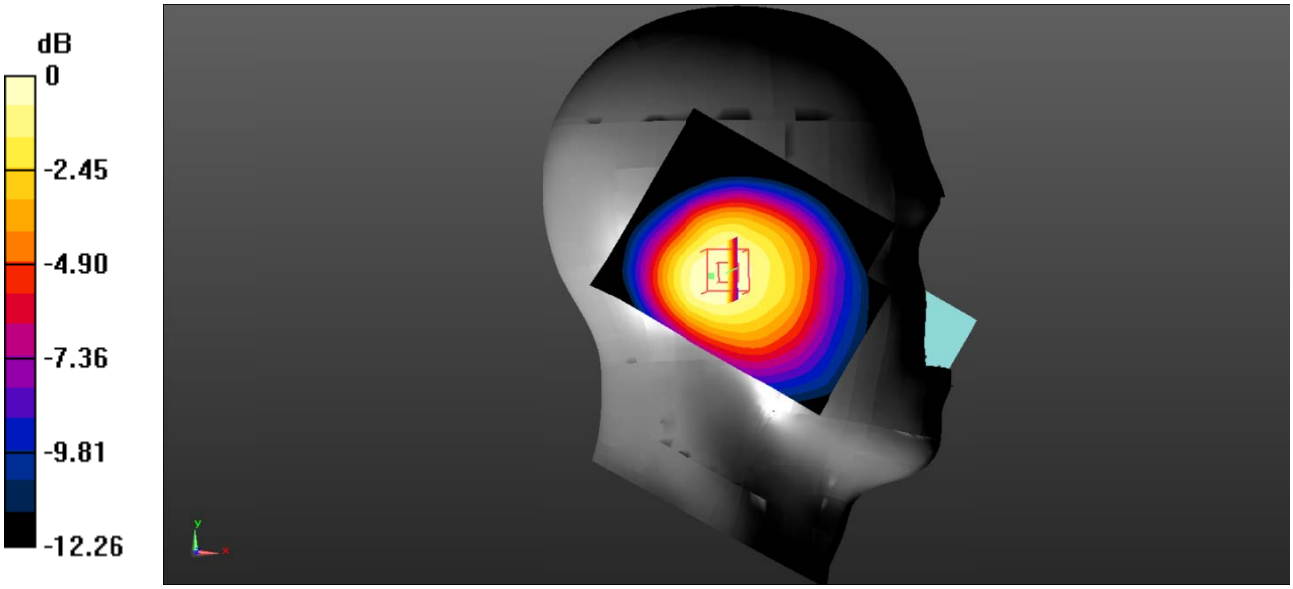

0 dB = 0.570 W/kg = -2.44 dBW/kg

Test Plot 2#: GSM 850_Head Left Tilt_Middle

DUT: Mobile phone; Type: X689D; Serial: SZ1210204-04123E-SA-S_DD;

Communication System: Generic GSM; Frequency: 836.6 MHz;Duty Cycle: 1:8
Medium parameters used: f = 836.6 MHz; σ = 0.929 S/m; ε_r = 42.137; ρ = 1000 kg/m^3 ;
Phantom section: Left Section

DASY5 Configuration:

- Probe: EX3DV4 - SN7522; ConvF(9.92, 9.92, 9.92)
- Sensor-Surface: 4mm (Mechanical Surface Detection)
- Electronics: DAE4 SN1562;Calibrated: 1/19/2021
- Phantom: SAM-Twin V8.0 P1aP2a; Type: QD 000 P41 AA; Serial: 1962
- Measurement SW: DASY52, Version 52.10 (2) ;

Area Scan (71x91x1): Interpolated grid: dx=1.500 mm, dy=1.500 mm
Maximum value of SAR (interpolated) = 0.662 W/kg

Zoom Scan (5x5x7)/Cube 0: Measurement grid: dx=8mm, dy=8mm, dz=5mm
Reference Value = 25.97 V/m; Power Drift = -0.17 dB
Peak SAR (extrapolated) = 0.889 W/kg
SAR(1 g) = 0.606 W/kg; SAR(10 g) = 0.397 W/kg
Maximum value of SAR (measured) = 0.640 W/kg

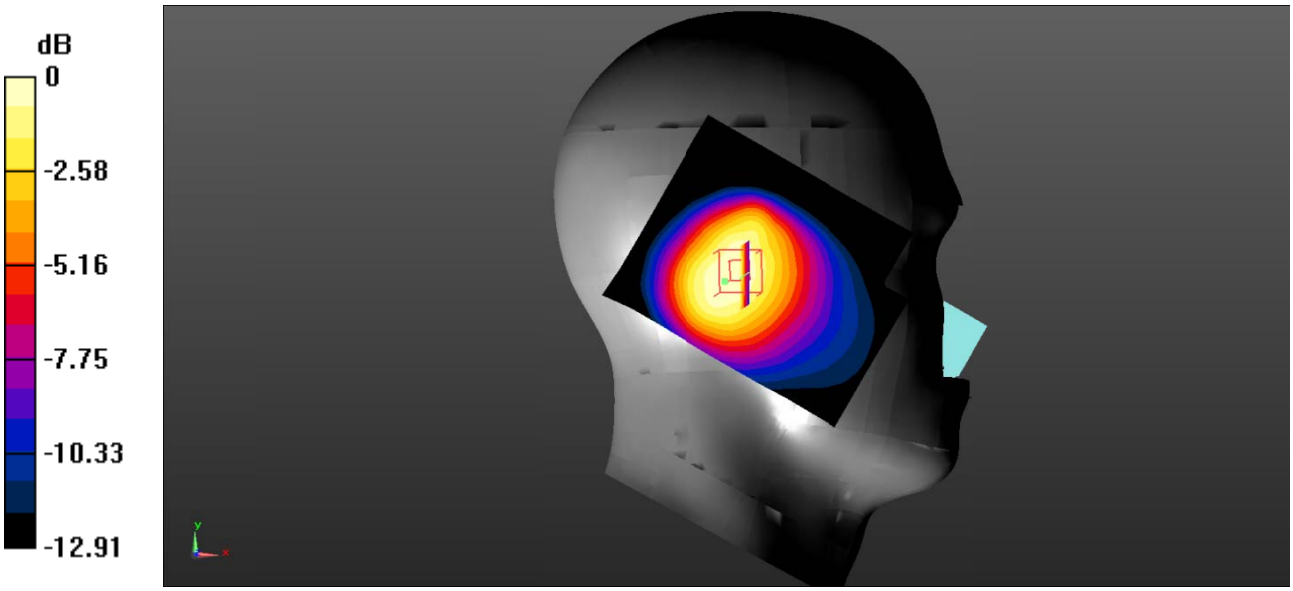

0 dB = 0.640 W/kg = -1.94 dBW/kg

Test Plot 3#: GSM 850_Head Right Cheek_Low

DUT: Mobile phone; Type: X689D; Serial: SZ1210204-04123E-SA-S_DD;

Communication System: Generic GSM; Frequency: 824.2 MHz;Duty Cycle: 1:8
Medium parameters used: f = 824.2 MHz; σ = 0.884 S/m; ε_r = 41.551; ρ = 1000 kg/m^3 ;
Phantom section: Right Section

DASY5 Configuration:

- Probe: EX3DV4 - SN7522; ConvF(9.92, 9.92, 9.92)
- Sensor-Surface: 4mm (Mechanical Surface Detection)
- Electronics: DAE4 SN1562;Calibrated: 1/19/2021
- Phantom: SAM-Twin V8.0 P1aP2a; Type: QD 000 P41 AA; Serial: 1962
- Measurement SW: DASY52, Version 52.10 (2) ;

Area Scan (71x91x1): Interpolated grid: dx=1.500 mm, dy=1.500 mm
Maximum value of SAR (interpolated) = 1.09 W/kg

Zoom Scan (5x5x7)/Cube 0: Measurement grid: dx=8mm, dy=8mm, dz=5mm
Reference Value = 25.46 V/m; Power Drift = -0.11 dB
Peak SAR (extrapolated) = 1.65 W/kg
SAR(1 g) = 0.973 W/kg; SAR(10 g) = 0.622 W/kg
Maximum value of SAR (measured) = 1.01 W/kg

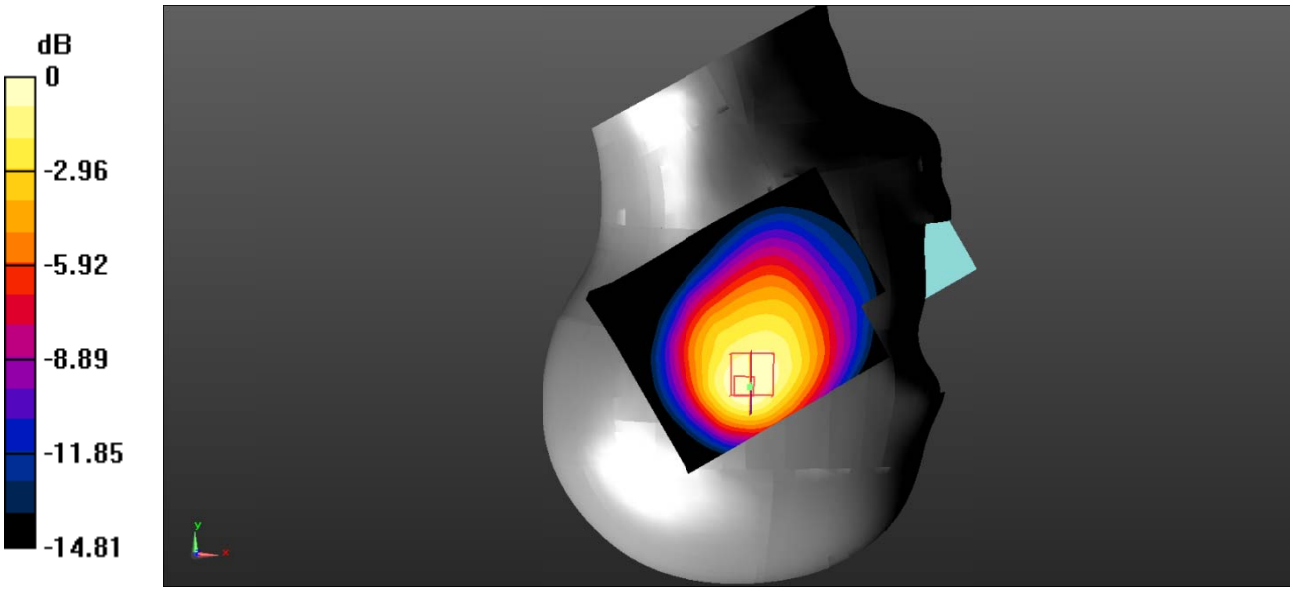

0 dB = 1.01 W/kg = 0.04 dBW/kg

Test Plot 4#: GSM 850_Head Right Cheek_Middle

DUT: Mobile phone; Type: X689D; Serial: SZ1210204-04123E-SA-S_DD;

Communication System: Generic GSM; Frequency: 836.6 MHz;Duty Cycle: 1:8
Medium parameters used: f = 836.6 MHz; σ = 0.929 S/m; ε_r = 42.137; ρ = 1000 kg/m^3 ;
Phantom section: Right Section

DASY5 Configuration:

- Probe: EX3DV4 - SN7522; ConvF(9.92, 9.92, 9.92)
- Sensor-Surface: 4mm (Mechanical Surface Detection)
- Electronics: DAE4 SN1562;Calibrated: 1/19/2021
- Phantom: SAM-Twin V8.0 P1aP2a; Type: QD 000 P41 AA; Serial: 1962
- Measurement SW: DASY52, Version 52.10 (2) ;

Area Scan (71x91x1): Interpolated grid: dx=1.500 mm, dy=1.500 mm
Maximum value of SAR (interpolated) = 1.34 W/kg

Zoom Scan (5x5x7)/Cube 0: Measurement grid: dx=8mm, dy=8mm, dz=5mm
Reference Value = 26.44 V/m; Power Drift = 0.14 dB
Peak SAR (extrapolated) = 2.00 W/kg
SAR(1 g) = 1.16 W/kg; SAR(10 g) = 0.761 W/kg
Maximum value of SAR (measured) = 1.21 W/kg

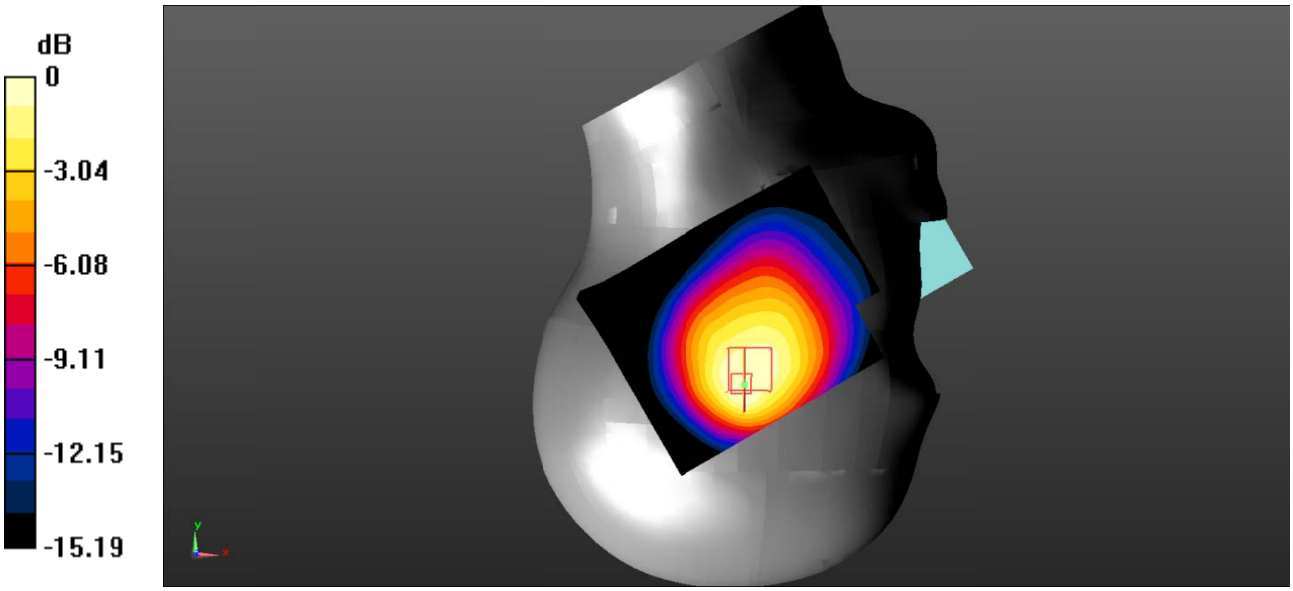

0 dB = 1.21 W/kg = 0.83 dBW/kg

Test Plot 5#: GSM 850_Head Right Cheek_High

DUT: Mobile phone; Type: X689D; Serial: SZ1210204-04123E-SA-S_DD;

Communication System: Generic GSM; Frequency: 848.8 MHz;Duty Cycle: 1:8
Medium parameters used: f = 848.8 MHz; σ = 0.949 S/m; ε_r = 41.483; ρ = 1000 kg/m^3 ;
Phantom section: Right Section

DASY5 Configuration:

- Probe: EX3DV4 - SN7522; ConvF(9.92, 9.92, 9.92)
- Sensor-Surface: 4mm (Mechanical Surface Detection)
- Electronics: DAE4 SN1562;Calibrated: 1/19/2021
- Phantom: SAM-Twin V8.0 P1aP2a; Type: QD 000 P41 AA; Serial: 1962
- Measurement SW: DASY52, Version 52.10 (2) ;

Area Scan (71x91x1): Interpolated grid: dx=1.500 mm, dy=1.500 mm
Maximum value of SAR (interpolated) = 1.26 W/kg

Zoom Scan (5x5x7)/Cube 0: Measurement grid: dx=8mm, dy=8mm, dz=5mm
Reference Value = 26.91 V/m; Power Drift = -0.08 dB
Peak SAR (extrapolated) = 1.88 W/kg
SAR(1 g) = 1.1 W/kg; SAR(10 g) = 0.708 W/kg
Maximum value of SAR (measured) = 1.13 W/kg

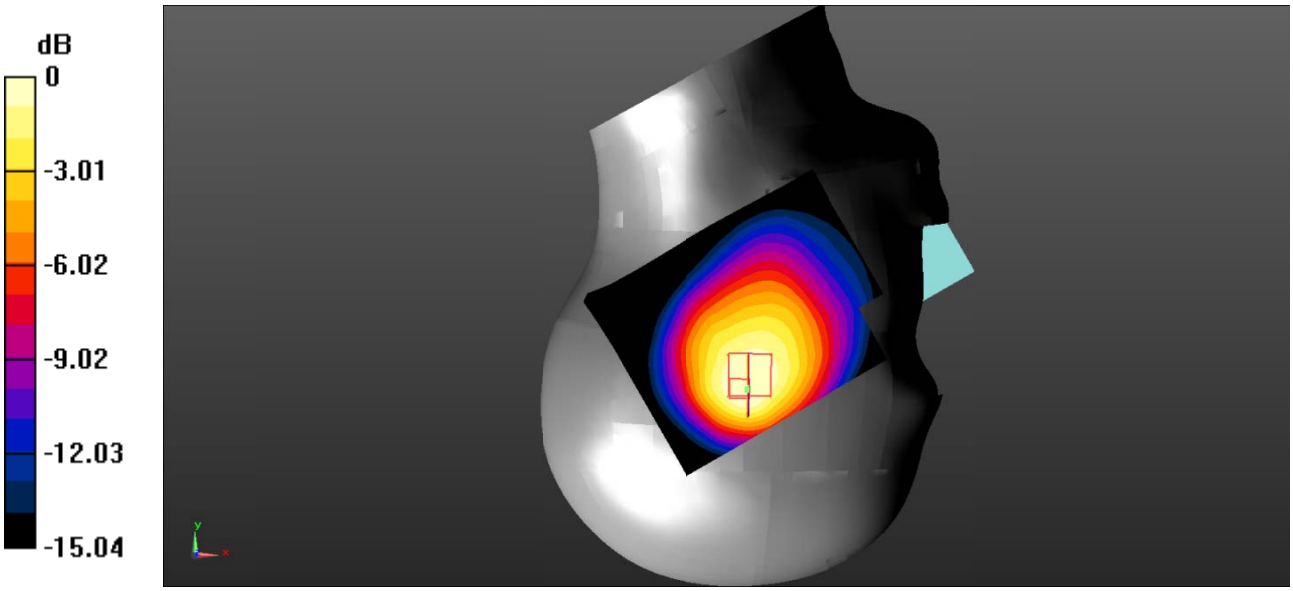

0 dB = 1.13 W/kg = 0.53 dBW/kg

Test Plot 6#: GSM 850_Head Right Tilt_Low

DUT: Mobile phone; Type: X689D; Serial: SZ1210204-04123E-SA-S_DD;

Communication System: Generic GSM; Frequency: 824.2 MHz;Duty Cycle: 1:8
Medium parameters used: f = 824.2 MHz; σ = 0.884 S/m; ε_r = 41.551; ρ = 1000 kg/m^3 ;
Phantom section: Right Section

DASY5 Configuration:

- Probe: EX3DV4 - SN7522; ConvF(9.92, 9.92, 9.92)
- Sensor-Surface: 4mm (Mechanical Surface Detection)
- Electronics: DAE4 SN1562;Calibrated: 1/19/2021
- Phantom: SAM-Twin V8.0 P1aP2a; Type: QD 000 P41 AA; Serial: 1962
- Measurement SW: DASY52, Version 52.10 (2) ;

Area Scan (71x91x1): Interpolated grid: dx=1.500 mm, dy=1.500 mm
Maximum value of SAR (interpolated) = 0.931 W/kg

Zoom Scan (5x5x7)/Cube 0: Measurement grid: dx=8mm, dy=8mm, dz=5mm
Reference Value = 26.66 V/m; Power Drift = -0.05 dB
Peak SAR (extrapolated) = 1.71 W/kg
SAR(1 g) = 0.873 W/kg; SAR(10 g) = 0.513 W/kg
Maximum value of SAR (measured) = 0.939 W/kg

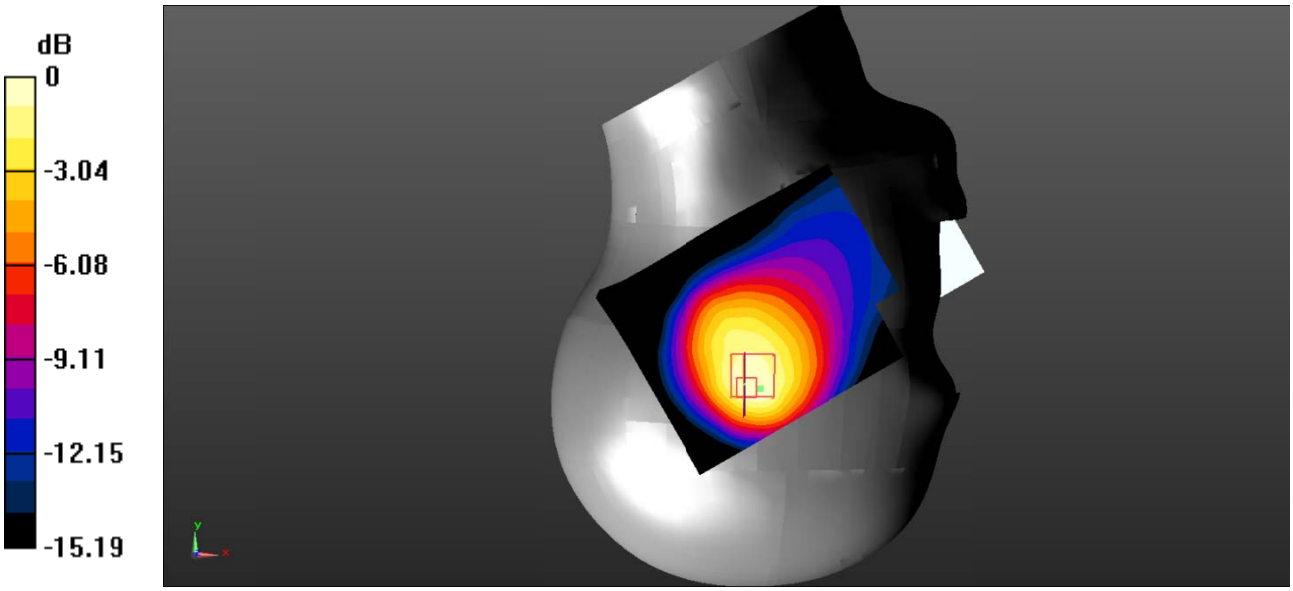

0 dB = 0.939 W/kg = -0.27 dBW/kg

Test Plot 7#: GSM 850_Head Right Tilt_Middle

DUT: Mobile phone; Type: X689D; Serial: SZ1210204-04123E-SA-S_DD;

Communication System: Generic GSM; Frequency: 836.6 MHz;Duty Cycle: 1:8
Medium parameters used: f = 836.6 MHz; σ = 0.929 S/m; ε_r = 42.137; ρ = 1000 kg/m^3 ;
Phantom section: Right Section

DASY5 Configuration:

- Probe: EX3DV4 - SN7522; ConvF(9.92, 9.92, 9.92)
- Sensor-Surface: 4mm (Mechanical Surface Detection)
- Electronics: DAE4 SN1562;Calibrated: 1/19/2021
- Phantom: SAM-Twin V8.0 P1aP2a; Type: QD 000 P41 AA; Serial: 1962
- Measurement SW: DASY52, Version 52.10 (2) ;

Area Scan (71x91x1): Interpolated grid: dx=1.500 mm, dy=1.500 mm
Maximum value of SAR (interpolated) = 1.04 W/kg

Zoom Scan (5x5x7)/Cube 0: Measurement grid: dx=8mm, dy=8mm, dz=5mm
Reference Value = 27.93 V/m; Power Drift = 0.01 dB
Peak SAR (extrapolated) = 1.93 W/kg
SAR(1 g) = 0.980 W/kg; SAR(10 g) = 0.581 W/kg
Maximum value of SAR (measured) = 1.04 W/kg

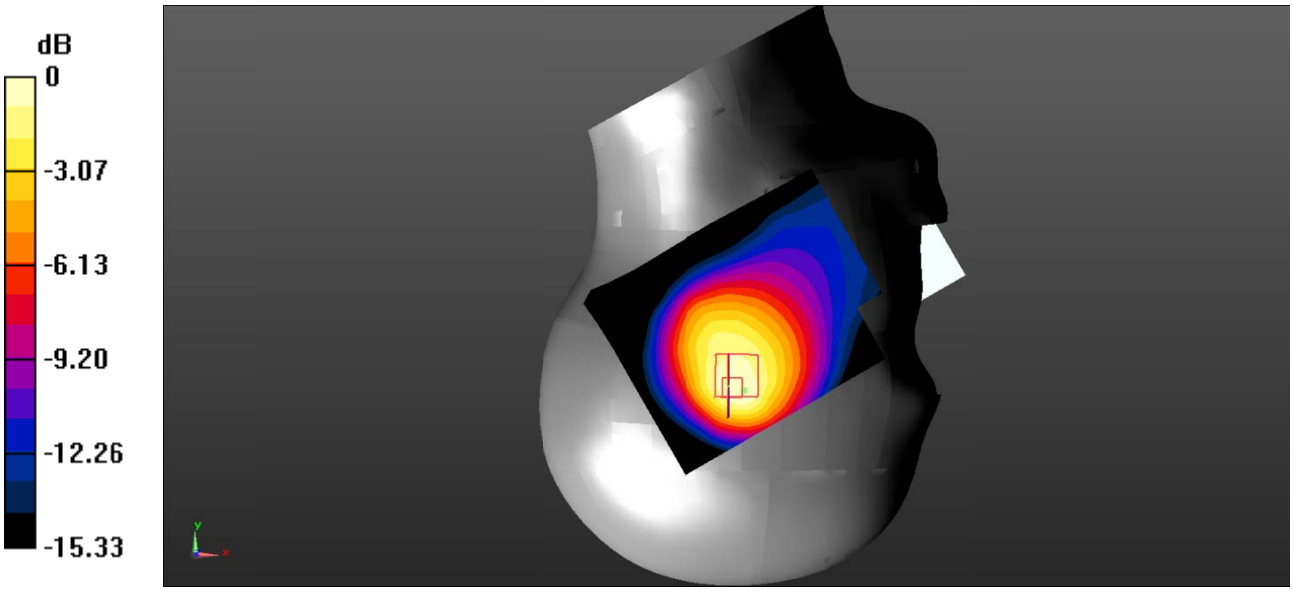

0 dB = 1.04 W/kg = 0.17 dBW/kg

Test Plot 8#: GSM 850_Head Right Tilt_High

DUT: Mobile phone; Type: X689D; Serial: SZ1210204-04123E-SA-S_DD;

Communication System: Generic GSM; Frequency: 848.8 MHz;Duty Cycle: 1:8
Medium parameters used: f = 848.8 MHz; σ = 0.949 S/m; ε_r = 41.483; ρ = 1000 kg/m^3 ;
Phantom section: Right Section

DASY5 Configuration:

- Probe: EX3DV4 - SN7522; ConvF(9.92, 9.92, 9.92)
- Sensor-Surface: 4mm (Mechanical Surface Detection)
- Electronics: DAE4 SN1562;Calibrated: 1/19/2021
- Phantom: SAM-Twin V8.0 P1aP2a; Type: QD 000 P41 AA; Serial: 1962
- Measurement SW: DASY52, Version 52.10 (2) ;

Area Scan (71x91x1): Interpolated grid: dx=1.500 mm, dy=1.500 mm
Maximum value of SAR (interpolated) = 1.02 W/kg

Zoom Scan (5x5x7)/Cube 0: Measurement grid: dx=8mm, dy=8mm, dz=5mm
Reference Value = 27.55 V/m; Power Drift = 0.04 dB
Peak SAR (extrapolated) = 1.78 W/kg
SAR(1 g) = 0.937 W/kg; SAR(10 g) = 0.565 W/kg
Maximum value of SAR (measured) = 0.988 W/kg

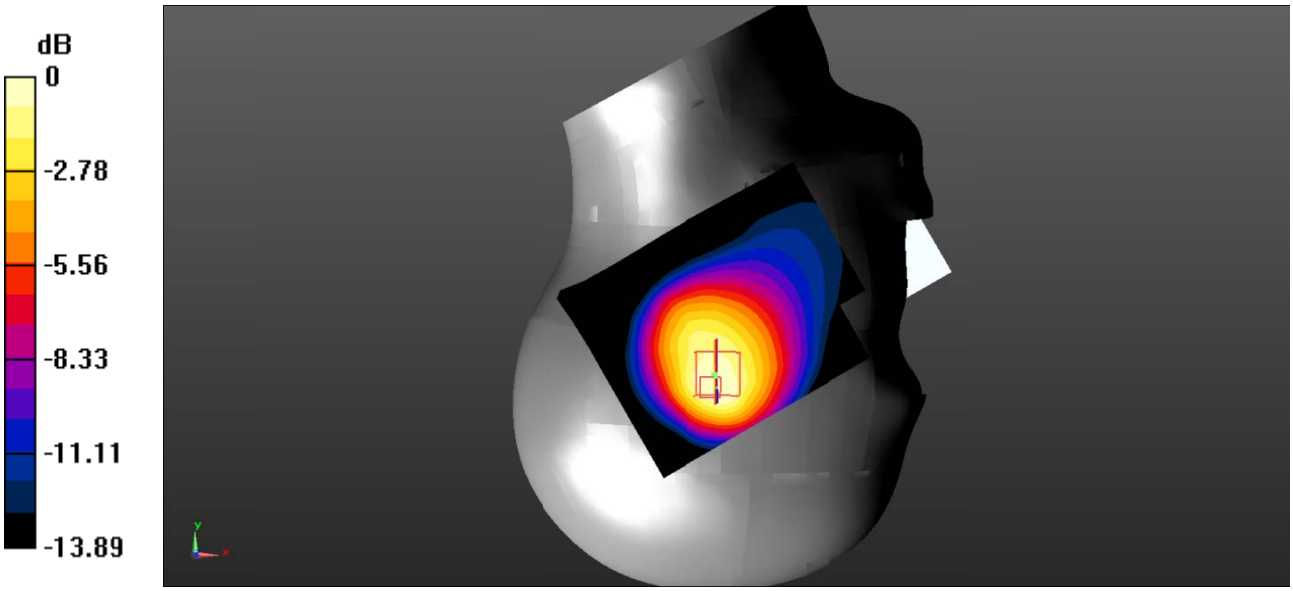

0 dB = 0.988 W/kg = -0.05 dBW/kg

Test Plot 9#: GSM 850_Body Worn Back_Middle

DUT: Mobile phone; Type: X689D; Serial: SZ1210204-04123E-SA-S_DD;

Communication System: Generic GSM; Frequency: 836.6 MHz;Duty Cycle: 1:8
Medium parameters used: f = 836.6 MHz; σ = 0.929 S/m; ε_r = 42.137; ρ = 1000 kg/m^3 ;
Phantom section: Flat Section

DASY5 Configuration:

- Probe: EX3DV4 - SN7522; ConvF(9.92, 9.92, 9.92)
- Sensor-Surface: 4mm (Mechanical Surface Detection)
- Electronics: DAE4 SN1562;Calibrated: 1/19/2021
- Phantom: SAM-Twin V8.0 P1aP2a; Type: QD 000 P41 AA; Serial: 1962
- Measurement SW: DASY52, Version 52.10 (2) ;

Area Scan (71x91x1): Interpolated grid: dx=1.500 mm, dy=1.500 mm
Maximum value of SAR (interpolated) = 0.332 W/kg

Zoom Scan (5x5x7)/Cube 0: Measurement grid: dx=8mm, dy=8mm, dz=5mm
Reference Value = 17.00 V/m; Power Drift = -0.18 dB
Peak SAR (extrapolated) = 0.451 W/kg
SAR(1 g) = 0.312 W/kg; SAR(10 g) = 0.223 W/kg
Maximum value of SAR (measured) = 0.329 W/kg

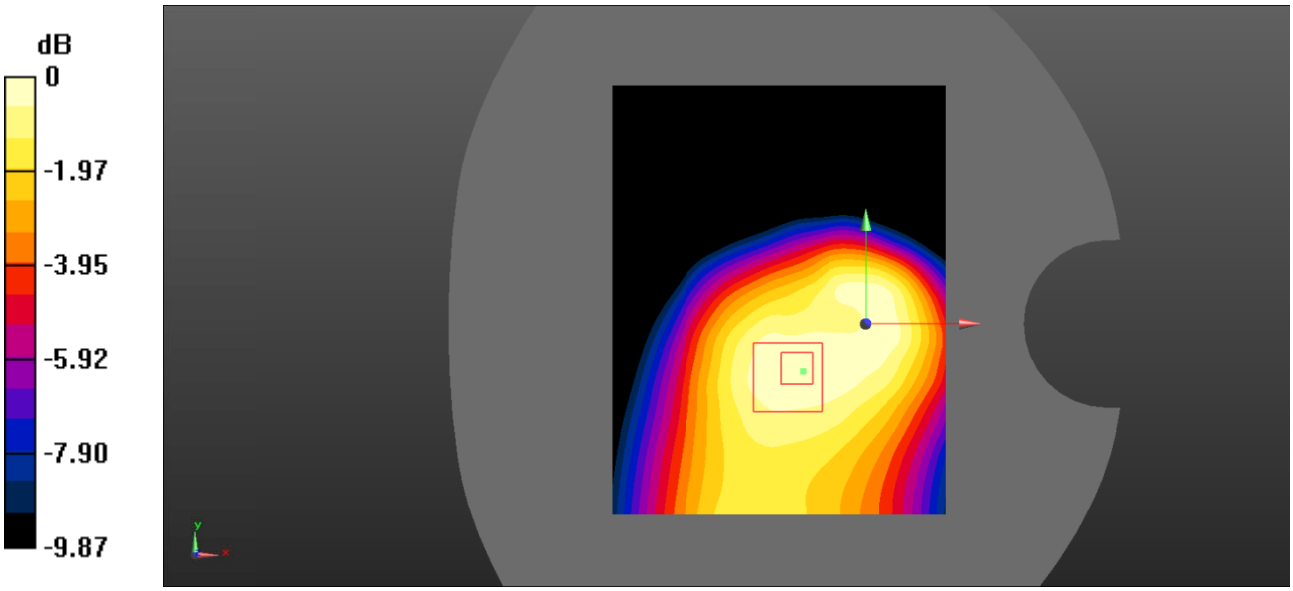

0 dB = 0.329 W/kg = -4.83 dBW/kg

Test Plot 10#: GSM 850_Body Back_Middle

DUT: Mobile phone; Type: X689D; Serial: SZ1210204-04123E-SA-S_DD;

Communication System: Generic GPRS-2 slots; Frequency: 836.6 MHz;Duty Cycle: 1:4
Medium parameters used: f = 836.6 MHz; σ = 0.929 S/m; ε_r = 42.137; ρ = 1000 kg/m^3 ;
Phantom section: Flat Section

DASY5 Configuration:

- Probe: EX3DV4 - SN7522; ConvF(9.92, 9.92, 9.92)
- Sensor-Surface: 4mm (Mechanical Surface Detection)
- Electronics: DAE4 SN1562;Calibrated: 1/19/2021
- Phantom: SAM-Twin V8.0 P1aP2a; Type: QD 000 P41 AA; Serial: 1962
- Measurement SW: DASY52, Version 52.10 (2) ;

Area Scan (71x91x1): Interpolated grid: dx=1.500 mm, dy=1.500 mm
Maximum value of SAR (interpolated) = 0.521 W/kg

Zoom Scan (5x5x7)/Cube 0: Measurement grid: dx=8mm, dy=8mm, dz=5mm
Reference Value = 20.69 V/m; Power Drift = -0.06 dB
Peak SAR (extrapolated) = 0.713 W/kg
SAR(1 g) = 0.429 W/kg; SAR(10 g) = 0.269 W/kg
Maximum value of SAR (measured) = 0.456 W/kg

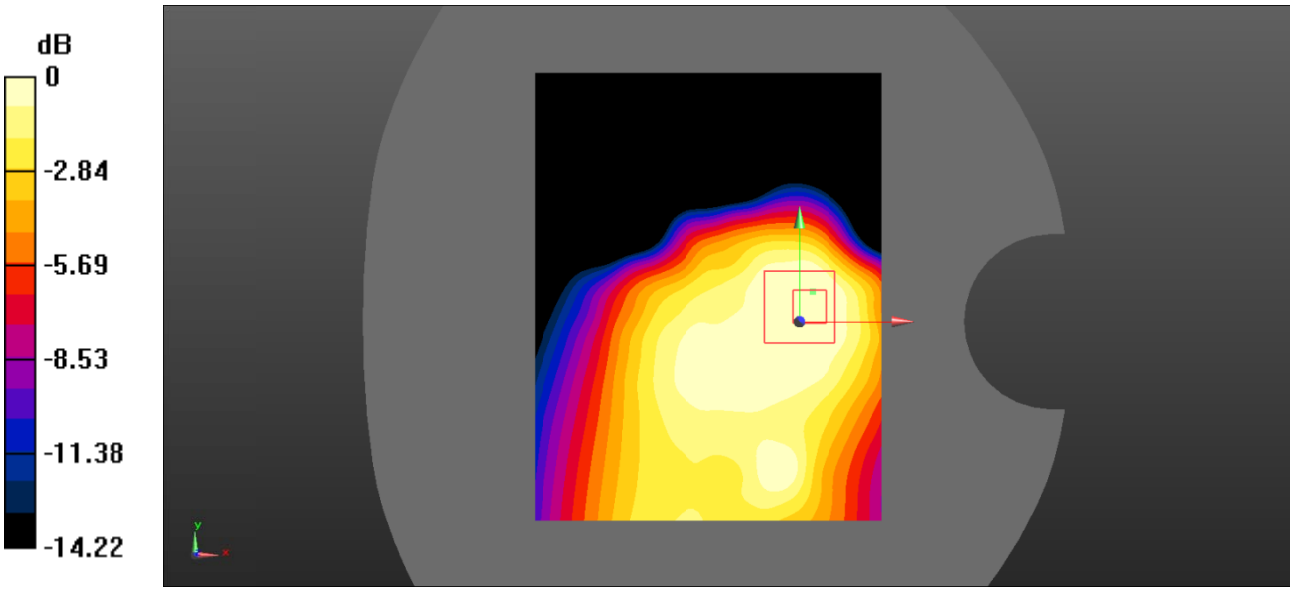

0 dB = 0.456 W/kg = -3.41 dBW/kg

Test Plot 11#: GSM 850_Body Left_Middle

DUT: Mobile phone; Type: X689D; Serial: SZ1210204-04123E-SA-S_DD;

Communication System: Generic GPRS-2 slots; Frequency: 836.6 MHz;Duty Cycle: 1:4
Medium parameters used: f = 836.6 MHz; σ = 0.929 S/m; ε_r = 42.137; ρ = 1000 kg/m^3 ;
Phantom section: Flat Section

DASY5 Configuration:

- Probe: EX3DV4 - SN7522; ConvF(9.92, 9.92, 9.92)
- Sensor-Surface: 4mm (Mechanical Surface Detection)
- Electronics: DAE4 SN1562;Calibrated: 1/19/2021
- Phantom: SAM-Twin V8.0 P1aP2a; Type: QD 000 P41 AA; Serial: 1962
- Measurement SW: DASY52, Version 52.10 (2) ;

Area Scan (71x101x1): Interpolated grid: dx=1.500 mm, dy=1.500 mm
Maximum value of SAR (interpolated) = 0.134 W/kg

Zoom Scan (5x5x7)/Cube 0: Measurement grid: dx=8mm, dy=8mm, dz=5mm
Reference Value = 8.663 V/m; Power Drift = -0.05 dB
Peak SAR (extrapolated) = 0.165 W/kg
SAR(1 g) = 0.118 W/kg; SAR(10 g) = 0.081 W/kg
Maximum value of SAR (measured) = 0.124 W/kg

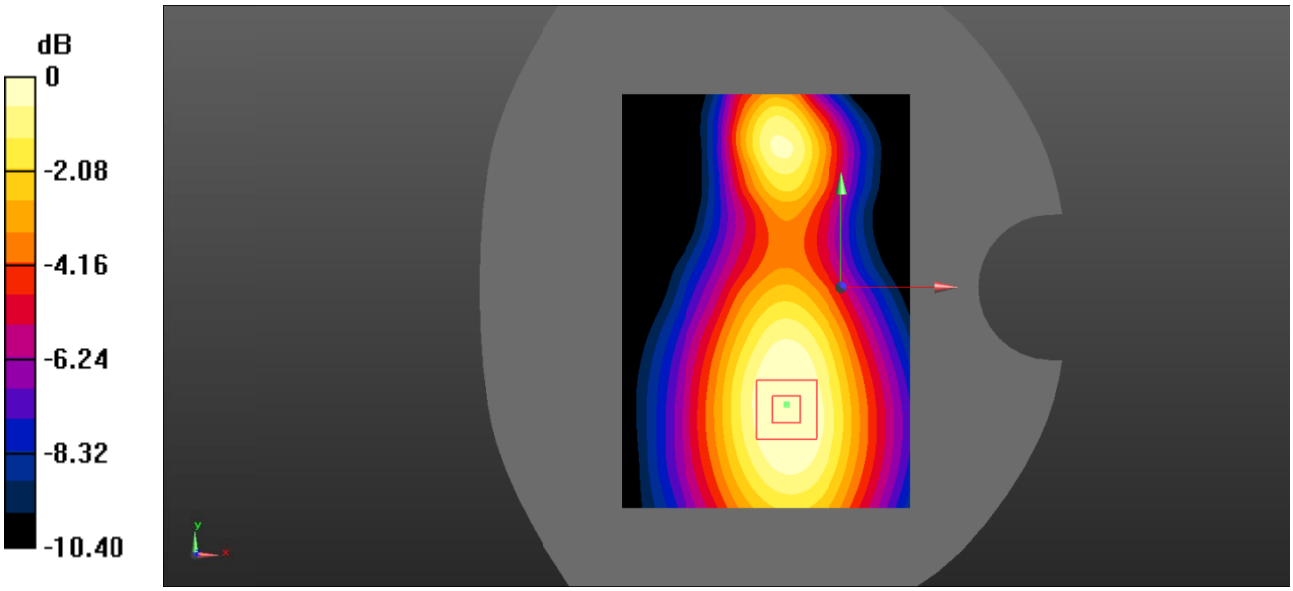

0 dB = 0.124 W/kg = -9.07 dBW/kg

Test Plot 12#: GSM 850_Body Top_Middle

DUT: Mobile phone; Type: X689D; Serial: SZ1210204-04123E-SA-S_DD;

Communication System: Generic GPRS-2 slots; Frequency: 836.6 MHz;Duty Cycle: 1:4
Medium parameters used: f = 836.6 MHz; σ = 0.929 S/m; ε_r = 42.137; ρ = 1000 kg/m^3 ;
Phantom section: Flat Section

DASY5 Configuration:

- Probe: EX3DV4 - SN7522; ConvF(9.92, 9.92, 9.92)
- Sensor-Surface: 4mm (Mechanical Surface Detection)
- Electronics: DAE4 SN1562;Calibrated: 1/19/2021
- Phantom: SAM-Twin V8.0 P1aP2a; Type: QD 000 P41 AA; Serial: 1962
- Measurement SW: DASY52, Version 52.10 (2) ;

Area Scan (71x91x1): Interpolated grid: dx=1.500 mm, dy=1.500 mm
Maximum value of SAR (interpolated) = 0.360 W/kg

Zoom Scan (5x5x7)/Cube 0: Measurement grid: dx=8mm, dy=8mm, dz=5mm
Reference Value = 21.27 V/m; Power Drift = -0.11 dB
Peak SAR (extrapolated) = 0.824 W/kg
SAR(1 g) = 0.399 W/kg; SAR(10 g) = 0.221 W/kg
Maximum value of SAR (measured) = 0.361 W/kg

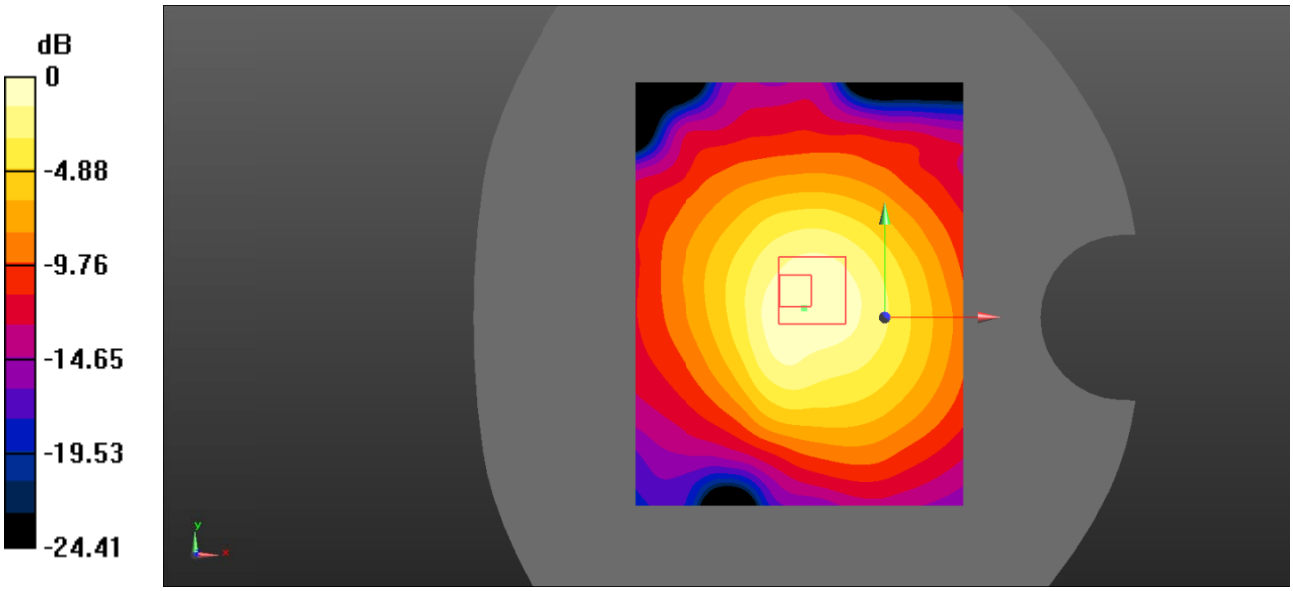

0 dB = 0.361 W/kg = -4.42 dBW/kg

Test Plot 13#: PCS 1900_Head Left Cheek_Middle

DUT: Mobile phone; Type: X689D; Serial: SZ1210204-04123E-SA-S_DD;

Communication System: Generic GSM; Frequency: 1880 MHz;Duty Cycle: 1:8
Medium parameters used: f = 1880 MHz; σ = 1.399 S/m; ε_r = 39.98; ρ = 1000 kg/m^3 ;
Phantom section: Left Section

DASY5 Configuration:

- Probe: EX3DV4 - SN7522; ConvF(7.95, 7.95, 7.95)
- Sensor-Surface: 4mm (Mechanical Surface Detection)
- Electronics: DAE4 SN1562;Calibrated: 1/19/2021
- Phantom: SAM-Twin V8.0 P1aP2a; Type: QD 000 P41 AA; Serial: 1962
- Measurement SW: DASY52, Version 52.10 (2) ;

Area Scan (71x91x1): Interpolated grid: dx=1.500 mm, dy=1.500 mm
Maximum value of SAR (interpolated) = 0.322 W/kg

Zoom Scan (5x5x7)/Cube 0: Measurement grid: dx=8mm, dy=8mm, dz=5mm
Reference Value = 12.85 V/m; Power Drift = -0.03 dB
Peak SAR (extrapolated) = 0.454 W/kg
SAR(1 g) = 0.273 W/kg; SAR(10 g) = 0.152 W/kg
Maximum value of SAR (measured) = 0.305 W/kg

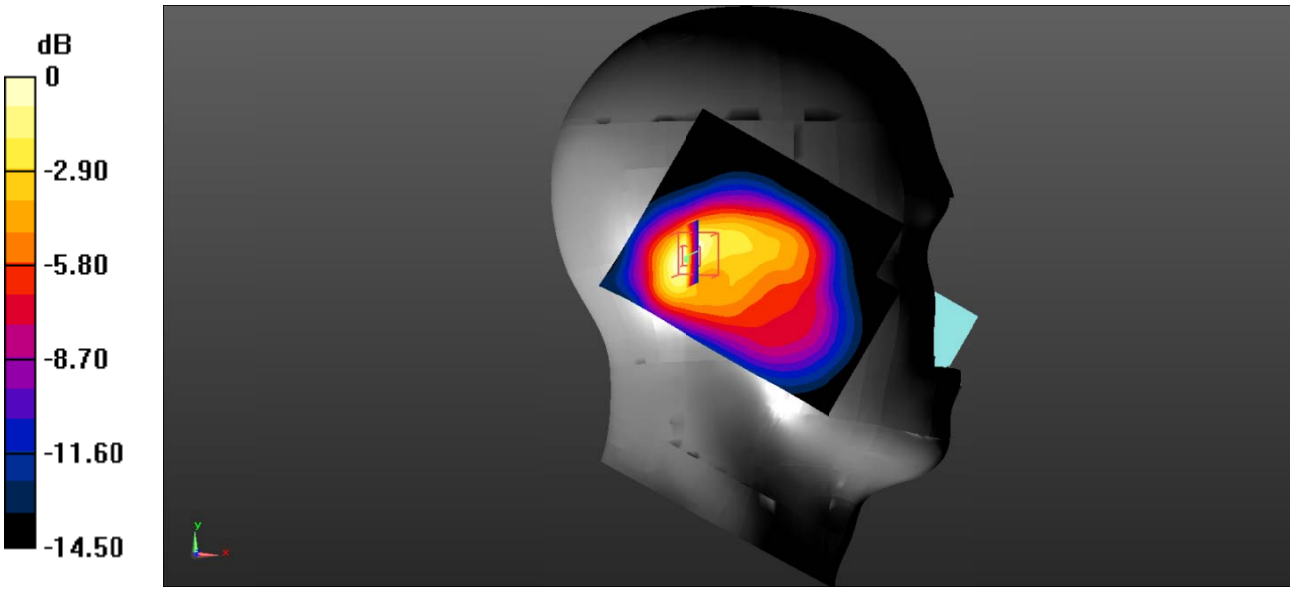

0 dB = 0.305 W/kg = -5.16 dBW/kg

Test Plot 14#: PCS 1900_Head Left Tilt_Middle

DUT: Mobile phone; Type: X689D; Serial: SZ1210204-04123E-SA-S_DD;

Communication System: Generic GSM; Frequency: 1880 MHz;Duty Cycle: 1:8
Medium parameters used: f = 1880 MHz; σ = 1.399 S/m; ε_r = 39.98; ρ = 1000 kg/m^3 ;
Phantom section: Left Section

DASY5 Configuration:

- Probe: EX3DV4 - SN7522; ConvF(7.95, 7.95, 7.95)
- Sensor-Surface: 4mm (Mechanical Surface Detection)
- Electronics: DAE4 SN1562;Calibrated: 1/19/2021
- Phantom: SAM-Twin V8.0 P1aP2a; Type: QD 000 P41 AA; Serial: 1962
- Measurement SW: DASY52, Version 52.10 (2) ;

Area Scan (71x91x1): Interpolated grid: dx=1.500 mm, dy=1.500 mm
Maximum value of SAR (interpolated) = 0.689 W/kg

Zoom Scan (5x5x7)/Cube 0: Measurement grid: dx=8mm, dy=8mm, dz=5mm
Reference Value = 15.74 V/m; Power Drift = 0.15 dB
Peak SAR (extrapolated) = 1.11 W/kg
SAR(1 g) = 0.622 W/kg; SAR(10 g) = 0.315 W/kg
Maximum value of SAR (measured) = 0.656 W/kg

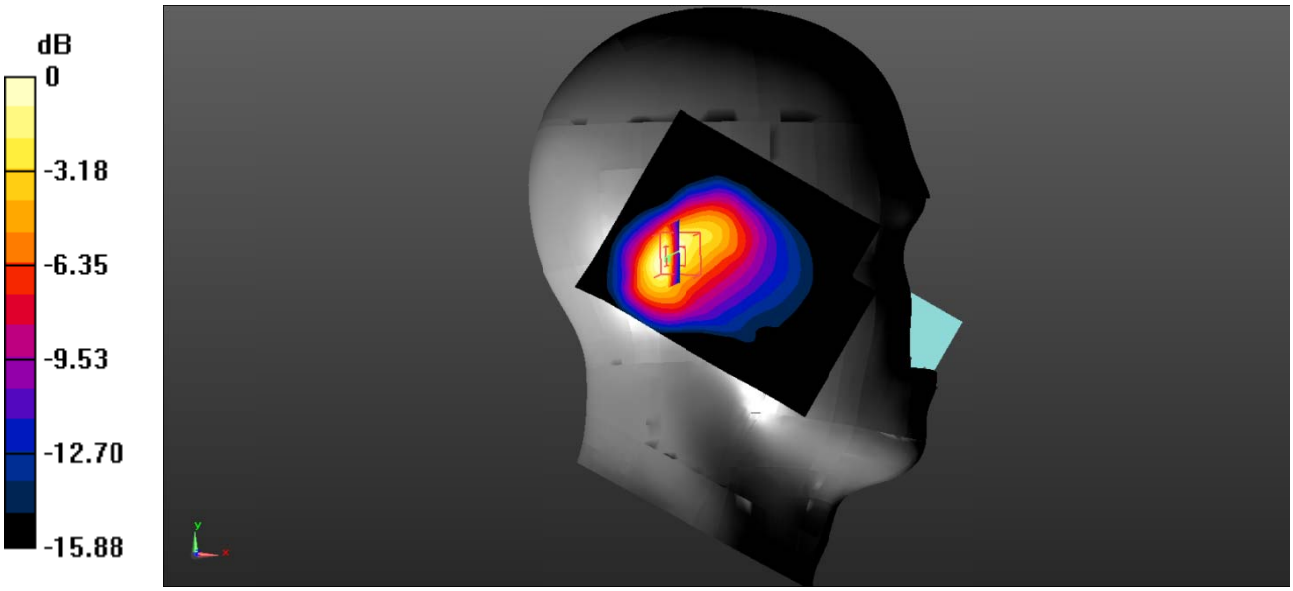

0 dB = 0.656 W/kg = -1.83 dBW/kg

Test Plot 15#: PCS 1900_Head Right Cheek_Middle

DUT: Mobile phone; Type: X689D; Serial: SZ1210204-04123E-SA-S_DD;

Communication System: Generic GSM; Frequency: 1880 MHz;Duty Cycle: 1:8
Medium parameters used: f = 1880 MHz; σ = 1.399 S/m; ε_r = 39.98; ρ = 1000 kg/m^3 ;
Phantom section: Right Section

DASY5 Configuration:

- Probe: EX3DV4 - SN7522; ConvF(7.95, 7.95, 7.95)
- Sensor-Surface: 4mm (Mechanical Surface Detection)
- Electronics: DAE4 SN1562;Calibrated: 1/19/2021
- Phantom: SAM-Twin V8.0 P1aP2a; Type: QD 000 P41 AA; Serial: 1962
- Measurement SW: DASY52, Version 52.10 (2) ;

Area Scan (71x91x1): Interpolated grid: dx=1.500 mm, dy=1.500 mm
Maximum value of SAR (interpolated) = 0.801 W/kg

Zoom Scan (5x5x7)/Cube 0: Measurement grid: dx=8mm, dy=8mm, dz=5mm
Reference Value = 8.816 V/m; Power Drift = 0.06 dB
Peak SAR (extrapolated) = 1.29 W/kg
SAR(1 g) = 0.630 W/kg; SAR(10 g) = 0.317 W/kg
Maximum value of SAR (measured) = 0.798 W/kg

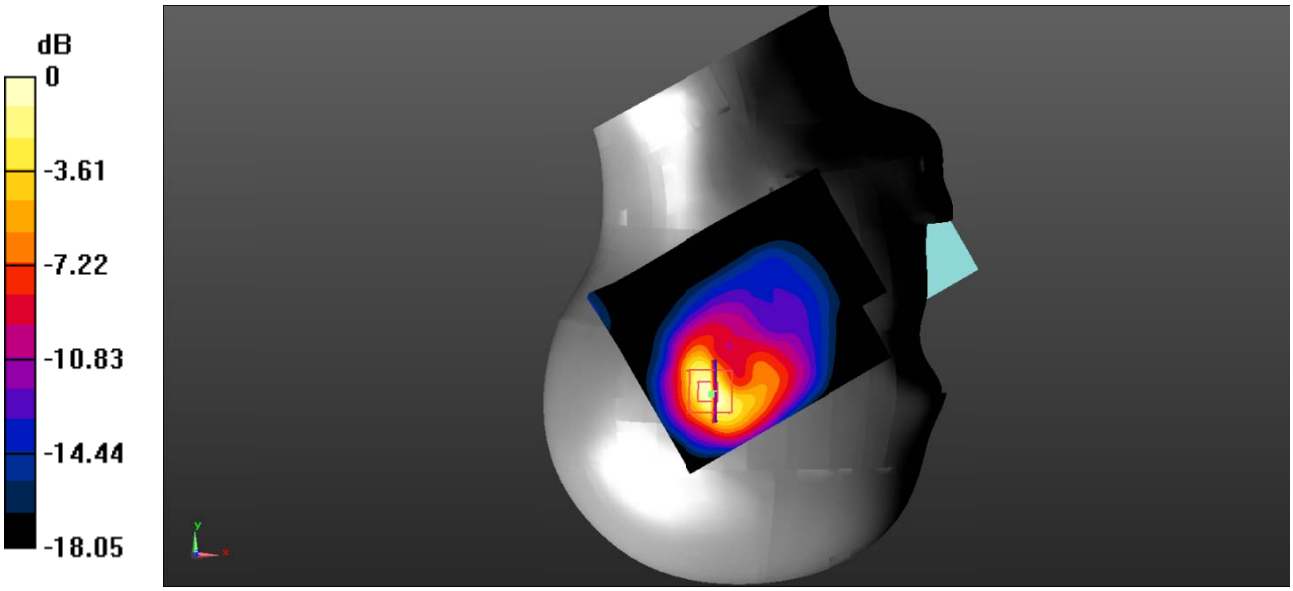

0 dB = 0.798 W/kg = -0.98 dBW/kg

Test Plot 16#: PCS 1900_Head Right Tilt_Low

DUT: Mobile phone; Type: X689D; Serial: SZ1210204-04123E-SA-S_DD;

Communication System: Generic GSM; Frequency: 1850.2 MHz;Duty Cycle: 1:8
Medium parameters used: f = 1850.2 MHz; σ = 1.384 S/m; ε_r = 39.623; ρ = 1000 kg/m^3 ;
Phantom section: Right Section

DASY5 Configuration:

- Probe: EX3DV4 - SN7522; ConvF(7.95, 7.95, 7.95)
- Sensor-Surface: 4mm (Mechanical Surface Detection)
- Electronics: DAE4 SN1562;Calibrated: 1/19/2021
- Phantom: SAM-Twin V8.0 P1aP2a; Type: QD 000 P41 AA; Serial: 1962
- Measurement SW: DASY52, Version 52.10 (2) ;

Area Scan (71x91x1): Interpolated grid: dx=1.500 mm, dy=1.500 mm
Maximum value of SAR (interpolated) = 1.27 W/kg

Zoom Scan (5x5x7)/Cube 0: Measurement grid: dx=8mm, dy=8mm, dz=5mm
Reference Value = 10.68 V/m; Power Drift = -0.09 dB
Peak SAR (extrapolated) = 2.00 W/kg
SAR(1 g) = 1.02 W/kg; SAR(10 g) = 0.463 W/kg
Maximum value of SAR (measured) = 1.25 W/kg

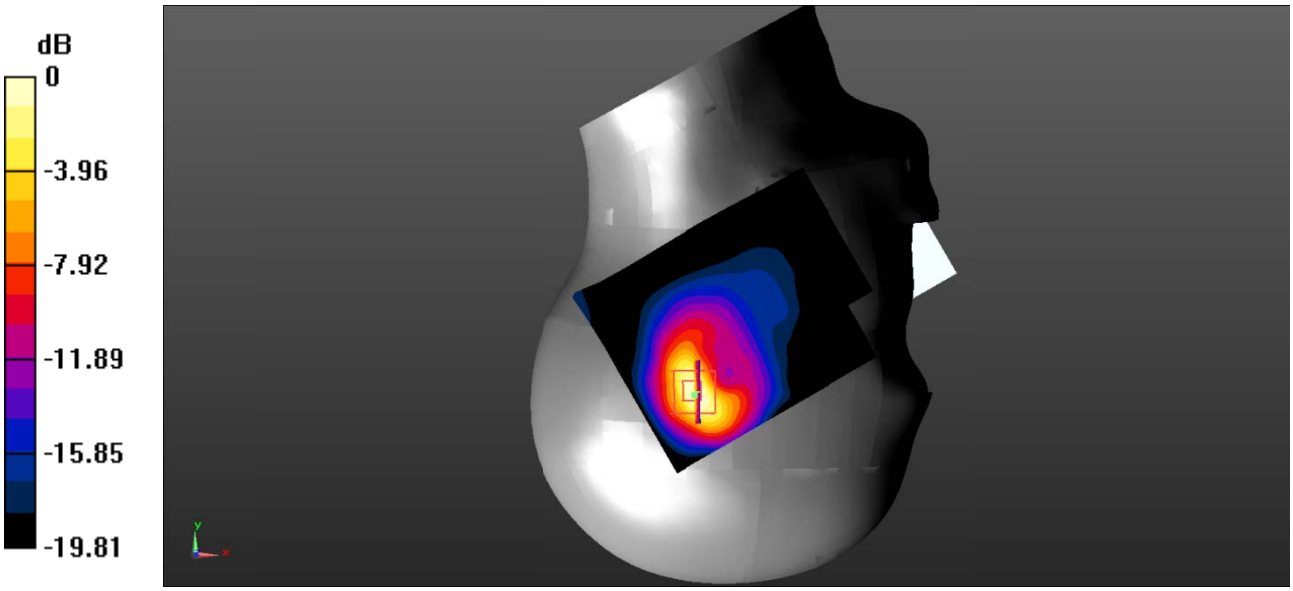

0 dB = 1.25 W/kg = 0.97 dBW/kg

Test Plot 17#: PCS 1900_Head Right Tilt_Middle

DUT: Mobile phone; Type: X689D; Serial: SZ1210204-04123E-SA-S_DD;

Communication System: Generic GSM; Frequency: 1880 MHz;Duty Cycle: 1:8
Medium parameters used: f = 1880 MHz; σ = 1.399 S/m; ε_r = 39.98; ρ = 1000 kg/m^3 ;
Phantom section: Right Section

DASY5 Configuration:

- Probe: EX3DV4 - SN7522; ConvF(7.95, 7.95, 7.95)
- Sensor-Surface: 4mm (Mechanical Surface Detection)
- Electronics: DAE4 Sn1562; Calibrated: 1/19/2021
- Phantom: SAM-Twin V8.0 P1aP2a; Type: QD 000 P41 AA ; Serial: 1962
- Measurement SW: DASY52, Version 52.10 (2);

Area Scan (71x91x1): Interpolated grid: dx=1.500 mm, dy=1.500 mm
Maximum value of SAR (interpolated) = 1.16 W/kg

Zoom Scan (5x5x7)/Cube 0: Measurement grid: dx=8mm, dy=8mm, dz=5mm
Reference Value = 11.29 V/m; Power Drift = -0.09 dB
Peak SAR (extrapolated) = 1.90 W/kg
SAR(1 g) = 0.952 W/kg; SAR(10 g) = 0.432 W/kg
Maximum value of SAR (measured) = 1.16 W/kg

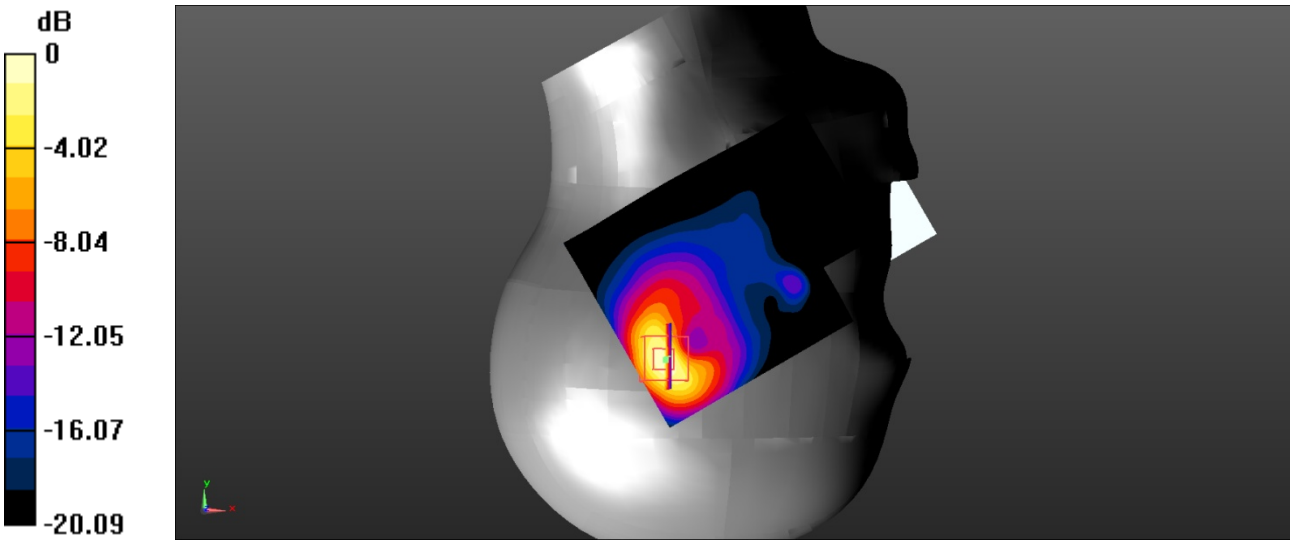

0 dB = 1.16 W/kg = 0.64 dBW/kg

Test Plot 18#: PCS 1900_Head Right Tilt_High

DUT: Mobile phone; Type: X689D; Serial: SZ1210204-04123E-SA-S_DD;

Communication System: Generic GSM; Frequency: 1880 MHz;Duty Cycle: 1:8
Medium parameters used: f = 1909.8 MHz; σ = 1.431 S/m; ε_r = 40.226; ρ = 1000 kg/m^3 ;
Phantom section: Right Section

DASY5 Configuration:

- Probe: EX3DV4 - SN7522; ConvF(7.95, 7.95, 7.95)
- Sensor-Surface: 4mm (Mechanical Surface Detection)
- Electronics: DAE4 SN1562;Calibrated: 1/19/2021
- Phantom: SAM-Twin V8.0 P1aP2a; Type: QD 000 P41 AA; Serial: 1962
- Measurement SW: DASY52, Version 52.10 (2) ;

Area Scan (71x91x1): Interpolated grid: dx=1.500 mm, dy=1.500 mm
Maximum value of SAR (interpolated) = 1.13 W/kg

Zoom Scan (5x5x7)/Cube 0: Measurement grid: dx=8mm, dy=8mm, dz=5mm
Reference Value = 9.645 V/m; Power Drift = 0.08 dB
Peak SAR (extrapolated) = 1.87 W/kg
SAR(1 g) = 0.923 W/kg; SAR(10 g) = 0.417 W/kg
Maximum value of SAR (measured) = 1.13 W/kg

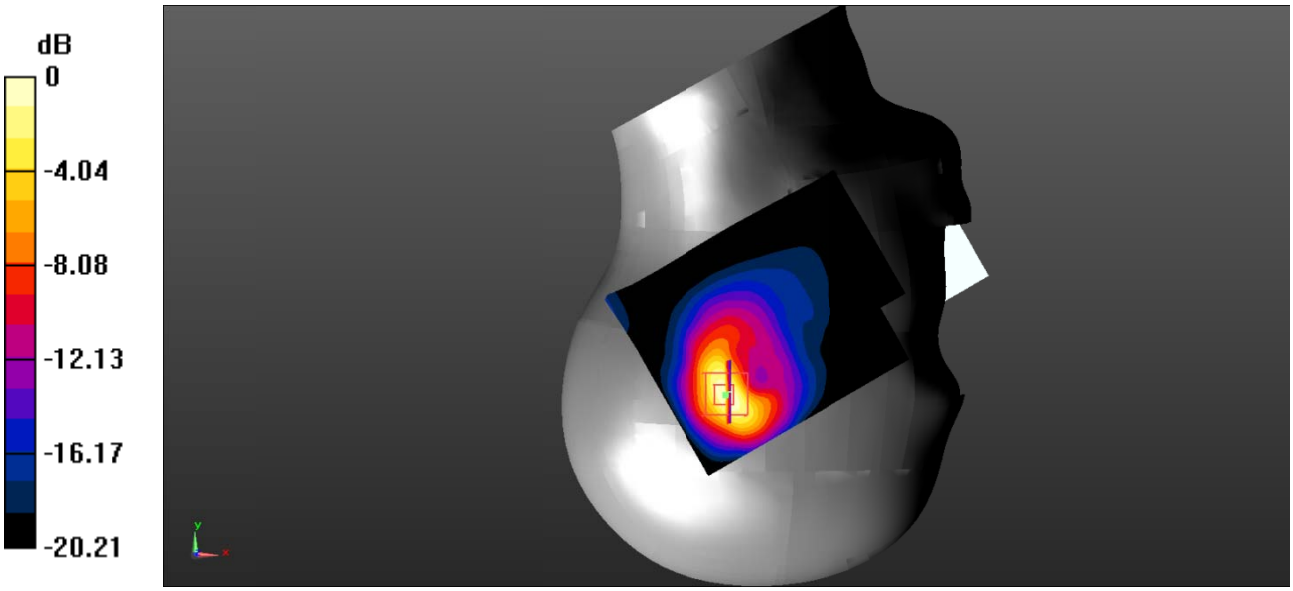

0 dB = 1.13 W/kg = 0.53 dBW/kg

Test Plot 19#: PCS 1900_Body Worn Back_Middle

DUT: Mobile phone; Type: X689D; Serial: SZ1210204-04123E-SA-S_DD;

Communication System: Generic GSM; Frequency: 1880 MHz;Duty Cycle: 1:8
Medium parameters used: f = 1880 MHz; σ = 1.399 S/m; ε_r = 39.98; ρ = 1000 kg/m^3 ;
Phantom section: Flat Section

DASY5 Configuration:

- Probe: EX3DV4 - SN7522; ConvF(7.95, 7.95, 7.95)
- Sensor-Surface: 4mm (Mechanical Surface Detection)
- Electronics: DAE4 SN1562;Calibrated: 1/19/2021
- Phantom: SAM-Twin V8.0 P1aP2a; Type: QD 000 P41 AA; Serial: 1962
- Measurement SW: DASY52, Version 52.10 (2) ;

Area Scan (71x91x1): Interpolated grid: dx=1.500 mm, dy=1.500 mm
Maximum value of SAR (interpolated) = 0.205 W/kg

Zoom Scan (5x5x7)/Cube 0: Measurement grid: dx=8mm, dy=8mm, dz=5mm
Reference Value = 6.929 V/m; Power Drift = -0.05 dB
Peak SAR (extrapolated) = 0.313 W/kg
SAR(1 g) = 0.188 W/kg; SAR(10 g) = 0.104 W/kg
Maximum value of SAR (measured) = 0.204 W/kg

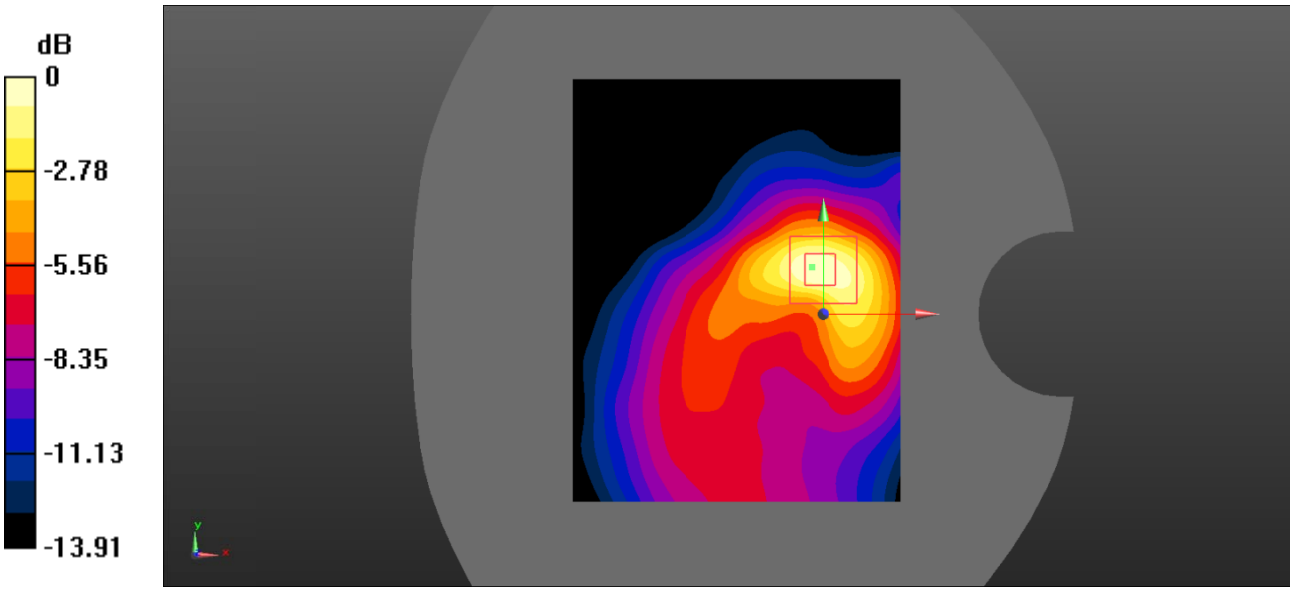

0 dB = 0.204 W/kg = -6.90 dBW/kg

Test Plot 20#: PCS 1900_Body Back_Middle

DUT: Mobile phone; Type: X689D; Serial: SZ1210204-04123E-SA-S_DD;

Communication System: Generic GPRS-2 slots; Frequency: 1880 MHz;Duty Cycle: 1:4
Medium parameters used: f = 1880 MHz; σ = 1.399 S/m; ε_r = 39.98; ρ = 1000 kg/m^3 ;
Phantom section: Flat Section

DASY5 Configuration:

- Probe: EX3DV4 - SN7522; ConvF(7.95, 7.95, 7.95)
- Sensor-Surface: 4mm (Mechanical Surface Detection)
- Electronics: DAE4 SN1562;Calibrated: 1/19/2021
- Phantom: SAM-Twin V8.0 P1aP2a; Type: QD 000 P41 AA; Serial: 1962
- Measurement SW: DASY52, Version 52.10 (2) ;

Area Scan (71x91x1): Interpolated grid: dx=1.500 mm, dy=1.500 mm
Maximum value of SAR (interpolated) = 0.576 W/kg

Zoom Scan (5x5x7)/Cube 0: Measurement grid: dx=8mm, dy=8mm, dz=5mm
Reference Value = 10.64 V/m; Power Drift = -0.12 dB
Peak SAR (extrapolated) = 0.711 W/kg
SAR(1 g) = 0.381 W/kg; SAR(10 g) = 0.223 W/kg
Maximum value of SAR (measured) = 0.421 W/kg

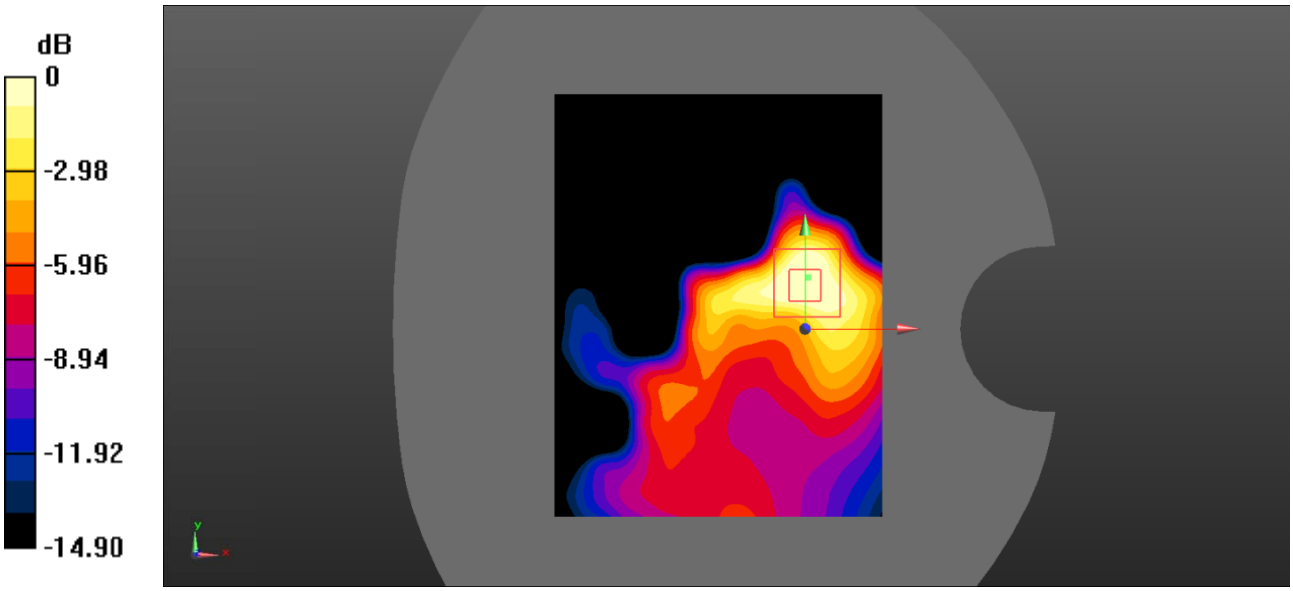

0 dB = 0.421 W/kg = -3.76 dBW/kg

Test Plot 21#: PCS 1900_Body Left_Middle

DUT: Mobile phone; Type: X689D; Serial: SZ1210204-04123E-SA-S_DD;

Communication System: Generic GPRS-2 slots; Frequency: 1880 MHz;Duty Cycle: 1:4
Medium parameters used: f = 1880 MHz; σ = 1.399 S/m; ε_r = 39.98; ρ = 1000 kg/m^3 ;
Phantom section: Flat Section

DASY5 Configuration:

- Probe: EX3DV4 - SN7522; ConvF(7.95, 7.95, 7.95)
- Sensor-Surface: 4mm (Mechanical Surface Detection)
- Electronics: DAE4 SN1562;Calibrated: 1/19/2021
- Phantom: SAM-Twin V8.0 P1aP2a; Type: QD 000 P41 AA; Serial: 1962
- Measurement SW: DASY52, Version 52.10 (2) ;

Area Scan (71x91x1): Interpolated grid: dx=1.500 mm, dy=1.500 mm
Maximum value of SAR (interpolated) = 0.0664 W/kg

Zoom Scan (5x5x7)/Cube 0: Measurement grid: dx=8mm, dy=8mm, dz=5mm
Reference Value = 4.806 V/m; Power Drift = -0.02 dB
Peak SAR (extrapolated) = 0.0900 W/kg
SAR(1 g) = 0.061 W/kg; SAR(10 g) = 0.040 W/kg
Maximum value of SAR (measured) = 0.0643 W/kg

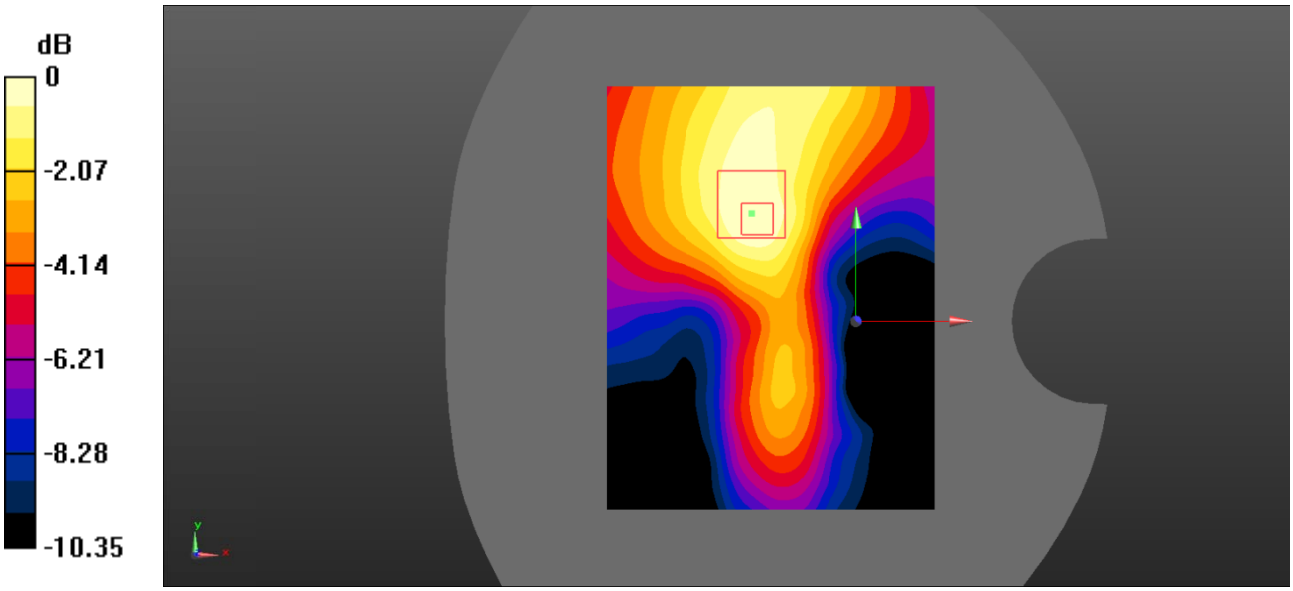

0 dB = 0.0643 W/kg = -11.92 dBW/kg

Test Plot 22#: PCS 1900_Body Top_Middle

DUT: Mobile phone; Type: X689D; Serial: SZ1210204-04123E-SA-S_DD;

Communication System: Generic GPRS-2 slots; Frequency: 1880 MHz;Duty Cycle: 1:4
Medium parameters used: f = 1880 MHz; σ = 1.399 S/m; ε_r = 39.98; ρ = 1000 kg/m^3 ;
Phantom section: Flat Section

DASY5 Configuration:

- Probe: EX3DV4 - SN7522; ConvF(7.95, 7.95, 7.95)
- Sensor-Surface: 4mm (Mechanical Surface Detection)
- Electronics: DAE4 SN1562;Calibrated: 1/19/2021
- Phantom: SAM-Twin V8.0 P1aP2a; Type: QD 000 P41 AA; Serial: 1962
- Measurement SW: DASY52, Version 52.10 (2) ;

Area Scan (71x91x1): Interpolated grid: dx=1.500 mm, dy=1.500 mm
Maximum value of SAR (interpolated) = 0.657 W/kg

Zoom Scan (5x5x7)/Cube 0: Measurement grid: dx=8mm, dy=8mm, dz=5mm
Reference Value = 15.61 V/m; Power Drift = 0.10 dB
Peak SAR (extrapolated) = 1.09 W/kg
SAR(1 g) = 0.542 W/kg; SAR(10 g) = 0.285 W/kg
Maximum value of SAR (measured) = 0.674 W/kg

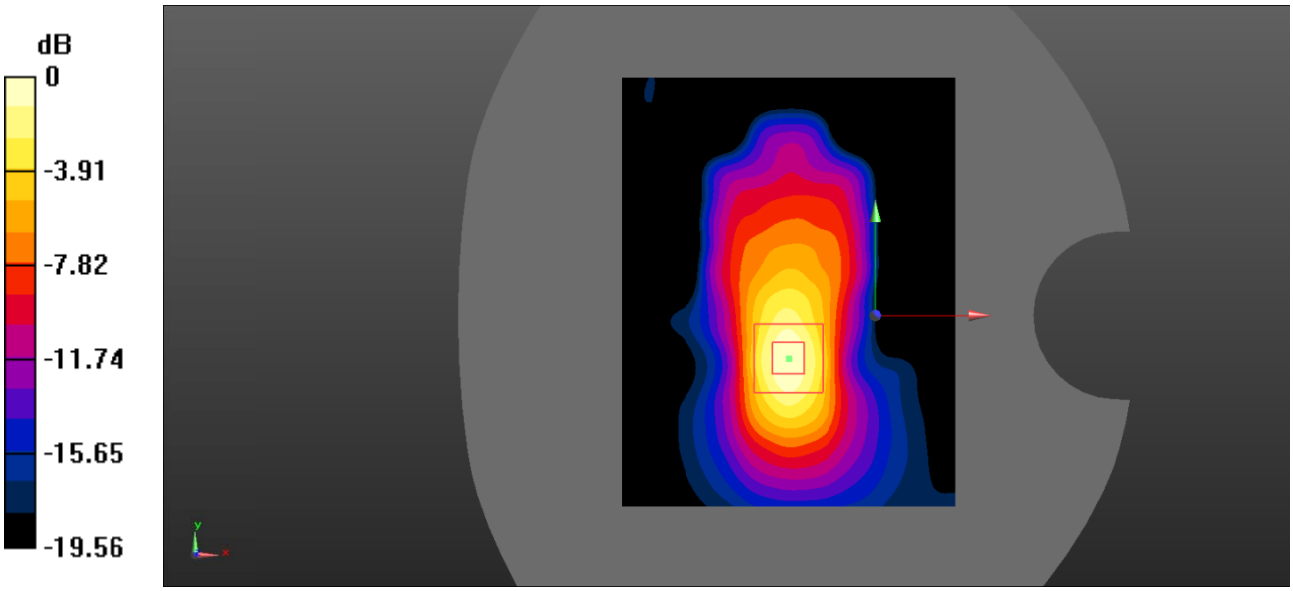

0 dB = 0.674 W/kg = -1.71 dBW/kg

Test Plot 23#: WCDMA Band 2_Head Left Cheek_Middle

DUT: Mobile phone; Type: X689D; Serial: SZ1210204-04123E-SA-S_DD;

Communication System: Communication System: UID 0, WCDMA; Frequency: 1880 MHz;Duty Cycle: 1:1
Medium parameters used: f = 1880 MHz; σ = 1.399 S/m; ε_r = 39.98; ρ = 1000 kg/m^3 ;
Phantom section: Left Section

DASY5 Configuration:

- Probe: EX3DV4 - SN7522; ConvF(7.95, 7.95, 7.95)
- Sensor-Surface: 4mm (Mechanical Surface Detection)
- Electronics: DAE4 SN1562;Calibrated: 1/19/2021
- Phantom: SAM-Twin V8.0 P1aP2a; Type: QD 000 P41 AA; Serial: 1962
- Measurement SW: DASY52, Version 52.10 (2) ;

Area Scan (71x91x1): Interpolated grid: dx=1.500 mm, dy=1.500 mm
Maximum value of SAR (interpolated) = 0.356 W/kg

Zoom Scan (5x5x7)/Cube 0: Measurement grid: dx=8mm, dy=8mm, dz=5mm
Reference Value = 12.72 V/m; Power Drift = -0.06 dB
Peak SAR (extrapolated) = 0.519 W/kg
SAR(1 g) = 0.298 W/kg; SAR(10 g) = 0.158 W/kg
Maximum value of SAR (measured) = 0.344 W/kg

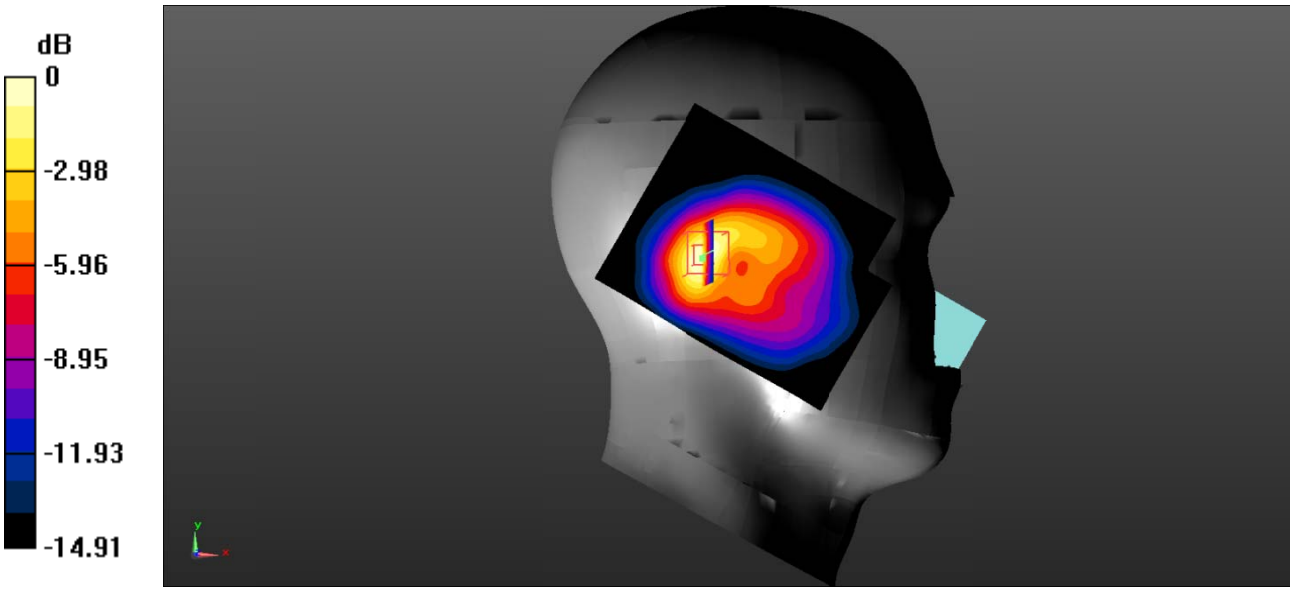

0 dB = 0.344 W/kg = -4.63 dBW/kg

Test Plot 24#: WCDMA Band 2_Head Left Tilt_Middle

DUT: Mobile phone; Type: X689D; Serial: SZ1210204-04123E-SA-S_DD;

Communication System: Communication System: UID 0, WCDMA; Frequency: 1880 MHz;Duty Cycle: 1:1
Medium parameters used: f = 1880 MHz; σ = 1.399 S/m; ε_r = 39.98; ρ = 1000 kg/m^3 ;
Phantom section: Left Section

DASY5 Configuration:

- Probe: EX3DV4 - SN7522; ConvF(7.95, 7.95, 7.95)
- Sensor-Surface: 4mm (Mechanical Surface Detection)
- Electronics: DAE4 SN1562;Calibrated: 1/19/2021
- Phantom: SAM-Twin V8.0 P1aP2a; Type: QD 000 P41 AA; Serial: 1962
- Measurement SW: DASY52, Version 52.10 (2) ;

Area Scan (71x91x1): Interpolated grid: dx=1.500 mm, dy=1.500 mm
Maximum value of SAR (interpolated) = 0.601 W/kg

Zoom Scan (5x5x7)/Cube 0: Measurement grid: dx=8mm, dy=8mm, dz=5mm
Reference Value = 15.05 V/m; Power Drift = 0.06 dB
Peak SAR (extrapolated) = 0.897 W/kg
SAR(1 g) = 0.493 W/kg; SAR(10 g) = 0.248 W/kg
Maximum value of SAR (measured) = 0.561 W/kg

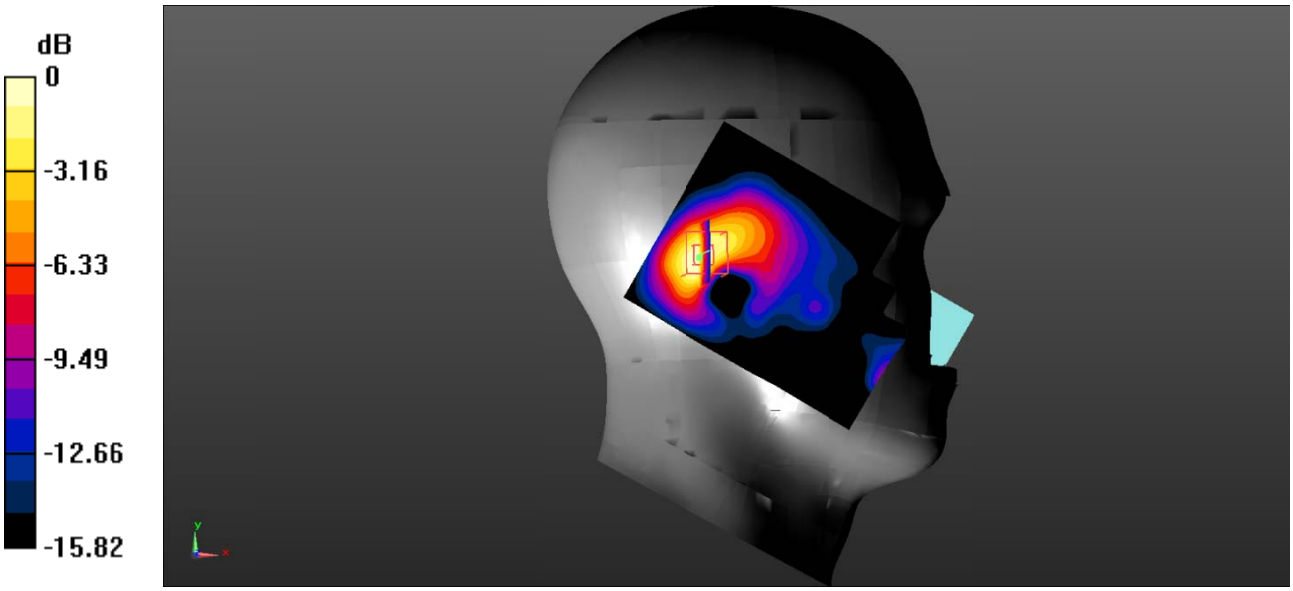

0 dB = 0.561 W/kg = -2.51 dBW/kg

Test Plot 25#: WCDMA Band 2_Head Right Cheek_Middle

DUT: Mobile phone; Type: X689D; Serial: SZ1210204-04123E-SA-S_DD;

Communication System: Communication System: UID 0, WCDMA; Frequency: 1880 MHz;Duty Cycle: 1:1
Medium parameters used: f = 1880 MHz; σ = 1.399 S/m; ε_r = 39.98; ρ = 1000 kg/m^3 ;
Phantom section: Right Section

DASY5 Configuration:

- Probe: EX3DV4 - SN7522; ConvF(7.95, 7.95, 7.95)
- Sensor-Surface: 4mm (Mechanical Surface Detection)
- Electronics: DAE4 SN1562;Calibrated: 1/19/2021
- Phantom: SAM-Twin V8.0 P1aP2a; Type: QD 000 P41 AA; Serial: 1962
- Measurement SW: DASY52, Version 52.10 (2) ;

Area Scan (71x91x1): Interpolated grid: dx=1.500 mm, dy=1.500 mm
Maximum value of SAR (interpolated) = 0.541 W/kg

Zoom Scan (5x5x7)/Cube 0: Measurement grid: dx=8mm, dy=8mm, dz=5mm
Reference Value = 8.488 V/m; Power Drift = -0.13 dB
Peak SAR (extrapolated) = 0.901 W/kg
SAR(1 g) = 0.470 W/kg; SAR(10 g) = 0.226 W/kg
Maximum value of SAR (measured) = 0.550 W/kg

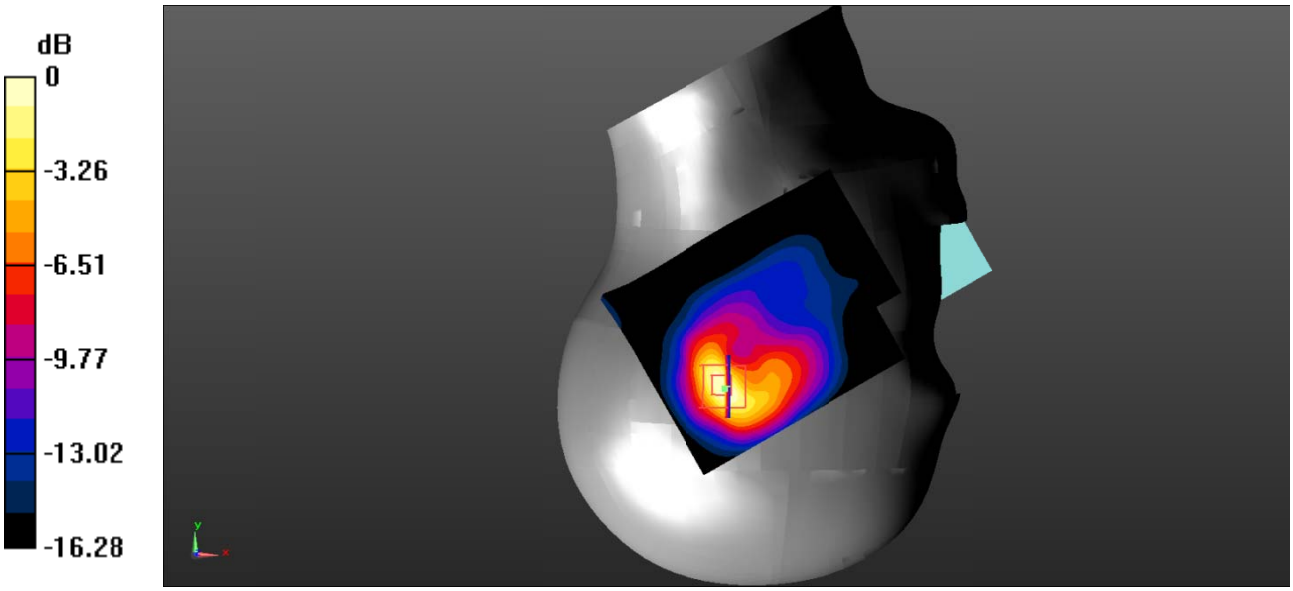

0 dB = 0.550 W/kg = -2.60 dBW/kg

Test Plot 26#: WCDMA Band 2_Head Right Tilt_Low

DUT: Mobile phone; Type: X689D; Serial: SZ1210204-04123E-SA-S_DD;

Communication System: Communication System: UID 0, WCDMA; Frequency: 1852.4 MHz;Duty Cycle: 1:1
Medium parameters used: f = 1852.4 MHz; σ = 1.389 S/m; ε_r = 39.415; ρ = 1000 kg/m^3 ;
Phantom section: Right Section

DASY5 Configuration:

- Probe: EX3DV4 - SN7522; ConvF(7.95, 7.95, 7.95)
- Sensor-Surface: 4mm (Mechanical Surface Detection)
- Electronics: DAE4 SN1562;Calibrated: 1/19/2021
- Phantom: SAM-Twin V8.0 P1aP2a; Type: QD 000 P41 AA; Serial: 1962
- Measurement SW: DASY52, Version 52.10 (2) ;

Area Scan (71x91x1): Interpolated grid: dx=1.500 mm, dy=1.500 mm
Maximum value of SAR (interpolated) = 0.826 W/kg

Zoom Scan (5x5x7)/Cube 0: Measurement grid: dx=8mm, dy=8mm, dz=5mm
Reference Value = 10.74 V/m; Power Drift = -0.02 dB
Peak SAR (extrapolated) = 1.41 W/kg
SAR(1 g) = 0.703 W/kg; SAR(10 g) = 0.319 W/kg
Maximum value of SAR (measured) = 0.852 W/kg

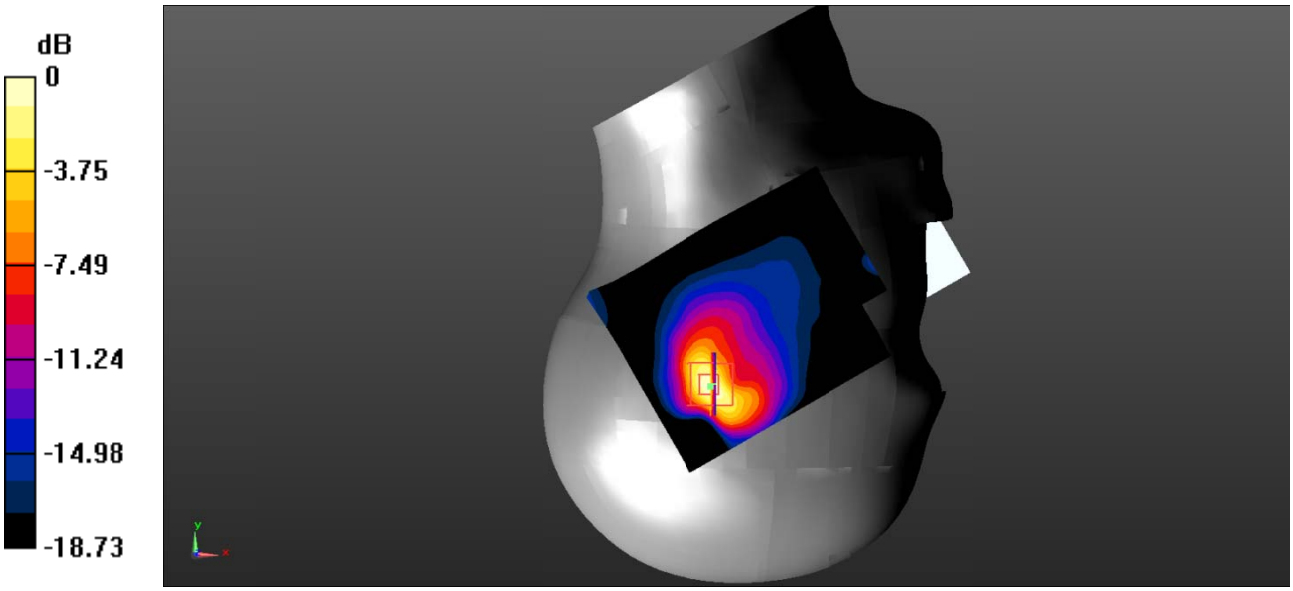

0 dB = 0.852 W/kg = -0.70 dBW/kg

Test Plot 27#: WCDMA Band 2_Head Right Tilt_Middle

DUT: Mobile phone; Type: X689D; Serial: SZ1210204-04123E-SA-S_DD;

Communication System: Communication System: UID 0, WCDMA; Frequency: 1880 MHz;Duty Cycle: 1:1
Medium parameters used: f = 1880 MHz; σ = 1.399 S/m; ε_r = 39.98; ρ = 1000 kg/m^3 ;
Phantom section: Right Section

DASY5 Configuration:

- Probe: EX3DV4 - SN7522; ConvF(7.95, 7.95, 7.95)
- Sensor-Surface: 4mm (Mechanical Surface Detection)
- Electronics: DAE4 SN1562;Calibrated: 1/19/2021
- Phantom: SAM-Twin V8.0 P1aP2a; Type: QD 000 P41 AA; Serial: 1962
- Measurement SW: DASY52, Version 52.10 (2) ;

Area Scan (71x91x1): Interpolated grid: dx=1.500 mm, dy=1.500 mm
Maximum value of SAR (interpolated) = 0.787 W/kg

Zoom Scan (5x5x7)/Cube 0: Measurement grid: dx=8mm, dy=8mm, dz=5mm
Reference Value = 10.48 V/m; Power Drift = -0.13 dB
Peak SAR (extrapolated) = 1.47 W/kg
SAR(1 g) = 0.737 W/kg; SAR(10 g) = 0.337 W/kg
Maximum value of SAR (measured) = 0.884 W/kg

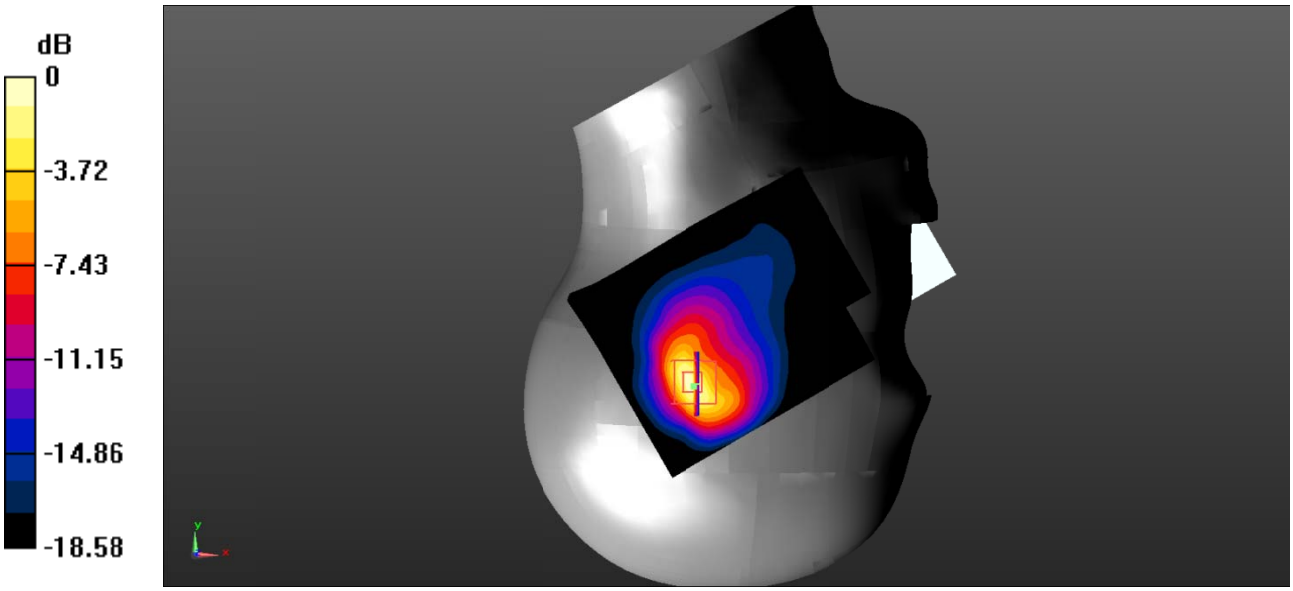

0 dB = 0.884 W/kg = -0.54 dBW/kg

Test Plot 28#: WCDMA Band 2_Head Right Tilt_High

DUT: Mobile phone; Type: X689D; Serial: SZ1210204-04123E-SA-S_DD;

Communication System: Communication System: UID 0, WCDMA; Frequency: 1907.6 MHz;Duty Cycle: 1:1
Medium parameters used: f = 1907.6 MHz; σ = 1.426 S/m; ε_r = 40.27; ρ = 1000 kg/m^3 ;
Phantom section: Right Section

DASY5 Configuration:

- Probe: EX3DV4 - SN7522; ConvF(7.95, 7.95, 7.95)
- Sensor-Surface: 4mm (Mechanical Surface Detection)
- Electronics: DAE4 SN1562;Calibrated: 1/19/2021
- Phantom: SAM-Twin V8.0 P1aP2a; Type: QD 000 P41 AA; Serial: 1962
- Measurement SW: DASY52, Version 52.10 (2) ;

Area Scan (71x91x1): Interpolated grid: dx=1.500 mm, dy=1.500 mm
Maximum value of SAR (interpolated) = 0.916 W/kg

Zoom Scan (5x5x7)/Cube 0: Measurement grid: dx=8mm, dy=8mm, dz=5mm
Reference Value = 9.634 V/m; Power Drift = -0.10 dB
Peak SAR (extrapolated) = 1.62 W/kg
SAR(1 g) = 0.802 W/kg; SAR(10 g) = 0.367 W/kg
Maximum value of SAR (measured) = 0.961 W/kg

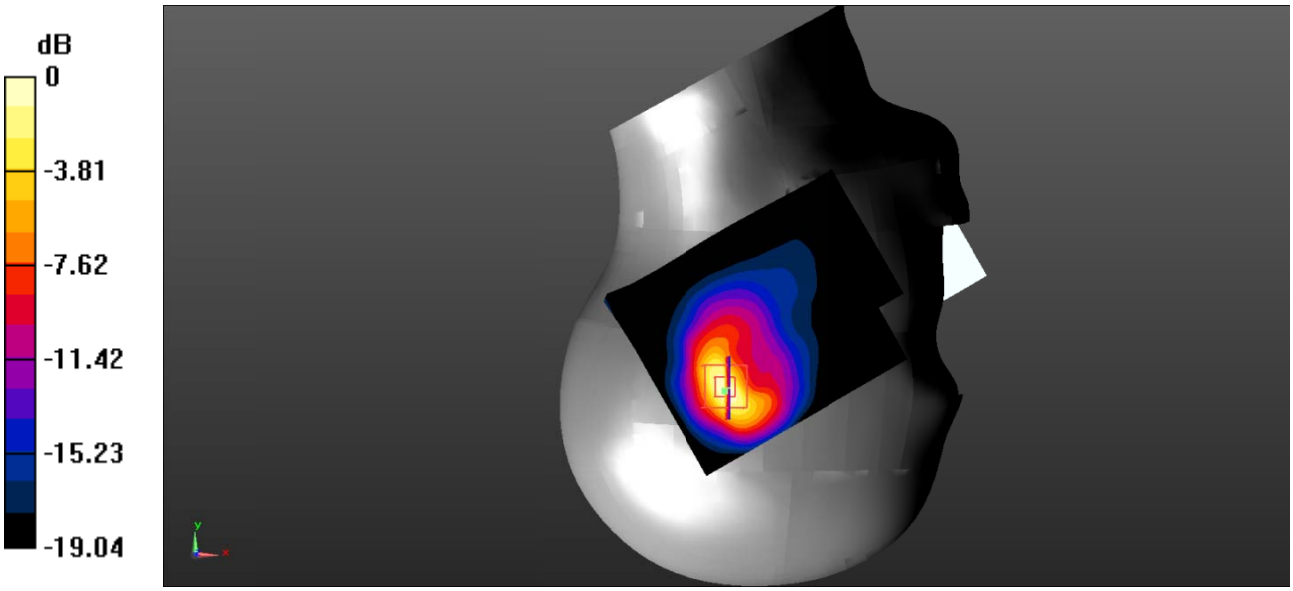

0 dB = 0.961 W/kg = -0.17 dBW/kg

Test Plot 29#: WCDMA Band 2_Body Back_Middle

DUT: Mobile phone; Type: X689D; Serial: SZ1210204-04123E-SA-S_DD;

Communication System: Communication System: UID 0, WCDMA; Frequency: 1880 MHz;Duty Cycle: 1:1
Medium parameters used: f = 1880 MHz; σ = 1.399 S/m; ε_r = 39.98; ρ = 1000 kg/m^3 ;
Phantom section: Flat Section

DASY5 Configuration:

- Probe: EX3DV4 - SN7522; ConvF(7.95, 7.95, 7.95)
- Sensor-Surface: 4mm (Mechanical Surface Detection)
- Electronics: DAE4 SN1562;Calibrated: 1/19/2021
- Phantom: SAM-Twin V8.0 P1aP2a; Type: QD 000 P41 AA; Serial: 1962
- Measurement SW: DASY52, Version 52.10 (2) ;

Area Scan (71x91x1): Interpolated grid: dx=1.500 mm, dy=1.500 mm
Maximum value of SAR (interpolated) = 0.162 W/kg

Zoom Scan (5x5x7)/Cube 0: Measurement grid: dx=8mm, dy=8mm, dz=5mm
Reference Value = 3.322 V/m; Power Drift = 0.09 dB
Peak SAR (extrapolated) = 0.258 W/kg
SAR(1 g) = 0.148 W/kg; SAR(10 g) = 0.082 W/kg
Maximum value of SAR (measured) = 0.166 W/kg

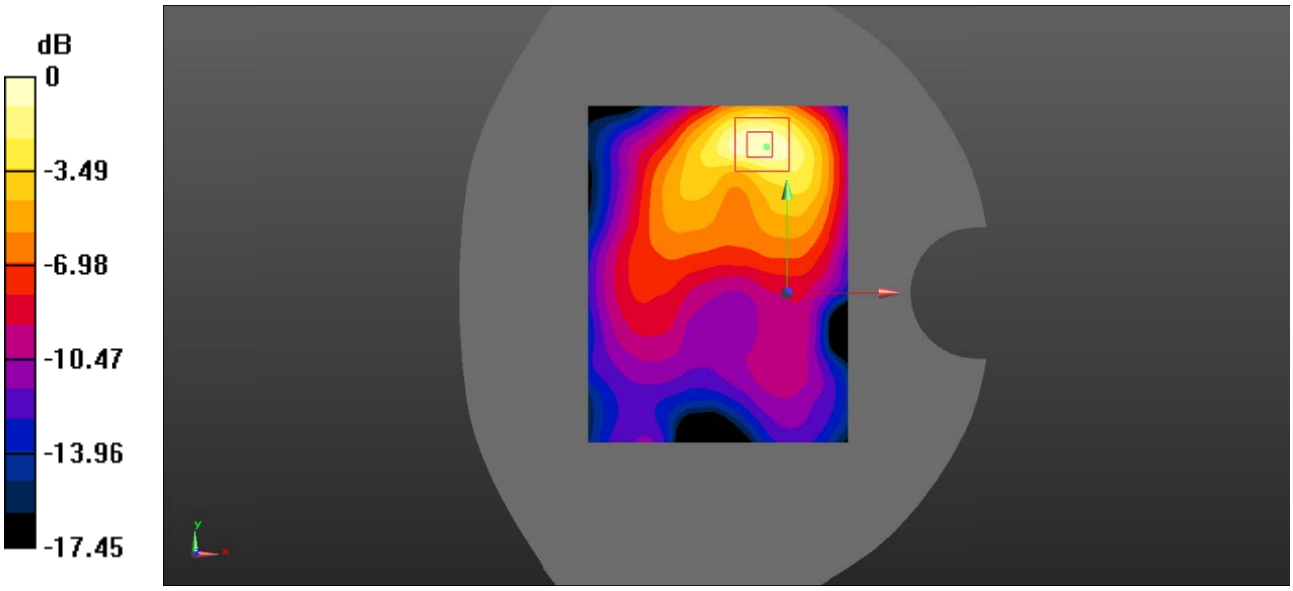

0 dB = 0.166 W/kg = -7.80 dBW/kg

Test Plot 30#: WCDMA Band 2_Body Left_Middle

DUT: Mobile phone; Type: X689D; Serial: SZ1210204-04123E-SA-S_DD;

Communication System: Communication System: UID 0, WCDMA; Frequency: 1880 MHz;Duty Cycle: 1:1
Medium parameters used: f = 1880 MHz; σ = 1.399 S/m; ε_r = 39.98; ρ = 1000 kg/m^3 ;
Phantom section: Flat Section

DASY5 Configuration:

- Probe: EX3DV4 - SN7522; ConvF(7.95, 7.95, 7.95)
- Sensor-Surface: 4mm (Mechanical Surface Detection)
- Electronics: DAE4 SN1562;Calibrated: 1/19/2021
- Phantom: SAM-Twin V8.0 P1aP2a; Type: QD 000 P41 AA; Serial: 1962
- Measurement SW: DASY52, Version 52.10 (2) ;

Area Scan (71x121x1): Interpolated grid: dx=1.500 mm, dy=1.500 mm
Maximum value of SAR (interpolated) = 0.0343 W/kg

Zoom Scan (5x5x7)/Cube 0: Measurement grid: dx=8mm, dy=8mm, dz=5mm
Reference Value = 3.689 V/m; Power Drift = -0.05 dB
Peak SAR (extrapolated) = 0.0570 W/kg
SAR(1 g) = 0.032 W/kg; SAR(10 g) = 0.019 W/kg
Maximum value of SAR (measured) = 0.0342 W/kg

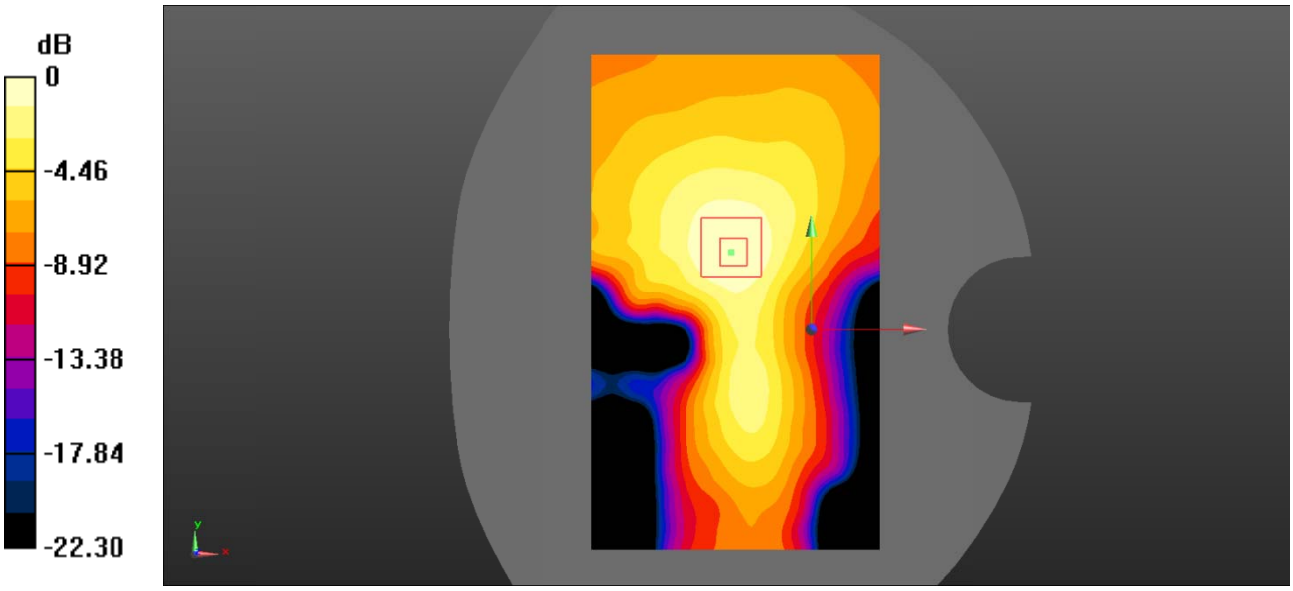

0 dB = 0.0342 W/kg = -14.66 dBW/kg

Test Plot 31#: WCDMA Band 2_Body Top_Middle

DUT: Mobile phone; Type: X689D; Serial: SZ1210204-04123E-SA-S_DD;

Communication System: Communication System: UID 0, WCDMA; Frequency: 1880 MHz;Duty Cycle: 1:1
Medium parameters used: f = 1880 MHz; σ = 1.399 S/m; ε_r = 39.98; ρ = 1000 kg/m^3 ;
Phantom section: Flat Section

DASY5 Configuration:

- Probe: EX3DV4 - SN7522; ConvF(7.95, 7.95, 7.95)
- Sensor-Surface: 4mm (Mechanical Surface Detection)
- Electronics: DAE4 SN1562;Calibrated: 1/19/2021
- Phantom: SAM-Twin V8.0 P1aP2a; Type: QD 000 P41 AA; Serial: 1962
- Measurement SW: DASY52, Version 52.10 (2) ;

Area Scan (71x91x1): Interpolated grid: dx=1.500 mm, dy=1.500 mm
Maximum value of SAR (interpolated) = 0.350 W/kg

Zoom Scan (5x5x7)/Cube 0: Measurement grid: dx=8mm, dy=8mm, dz=5mm
Reference Value = 13.27 V/m; Power Drift = -0.04 dB
Peak SAR (extrapolated) = 0.583 W/kg
SAR(1 g) = 0.302 W/kg; SAR(10 g) = 0.145 W/kg
Maximum value of SAR (measured) = 0.339 W/kg

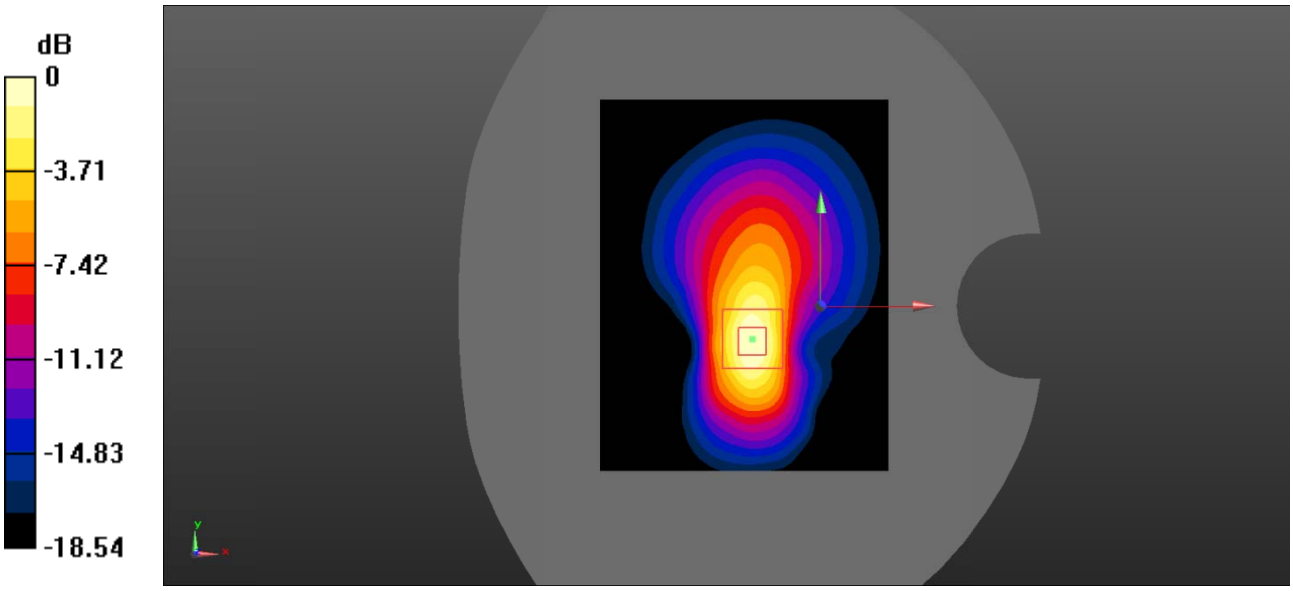

0 dB = 0.339 W/kg = -4.70 dBW/kg

Test Plot 32#: WCDMA Band 4_Head Left Cheek_Middle

DUT: Mobile phone; Type: X689D; Serial: SZ1210204-04123E-SA-S_DD;

Communication System: Communication System: UID 0, WCDMA; Frequency: 1732.6 MHz;Duty Cycle: 1:1
Medium parameters used: f = 1732.6 MHz; σ = 1.38 S/m; ε_r = 40.637; ρ = 1000 kg/m^3 ;
Phantom section: Left Section

DASY5 Configuration:

- Probe: EX3DV4 - SN7522; ConvF(8.21, 8.21, 8.21)
- Sensor-Surface: 4mm (Mechanical Surface Detection)
- Electronics: DAE4 SN1562;Calibrated: 1/19/2021
- Phantom: SAM-Twin V8.0 P1aP2a; Type: QD 000 P41 AA; Serial: 1962
- Measurement SW: DASY52, Version 52.10 (2) ;

Area Scan (71x91x1): Interpolated grid: dx=1.500 mm, dy=1.500 mm
Maximum value of SAR (interpolated) = 0.250 W/kg

Zoom Scan (5x5x7)/Cube 0: Measurement grid: dx=8mm, dy=8mm, dz=5mm
Reference Value = 9.873 V/m; Power Drift = 0.04 dB
Peak SAR (extrapolated) = 0.368 W/kg
SAR(1 g) = 0.228 W/kg; SAR(10 g) = 0.127 W/kg
Maximum value of SAR (measured) = 0.243 W/kg

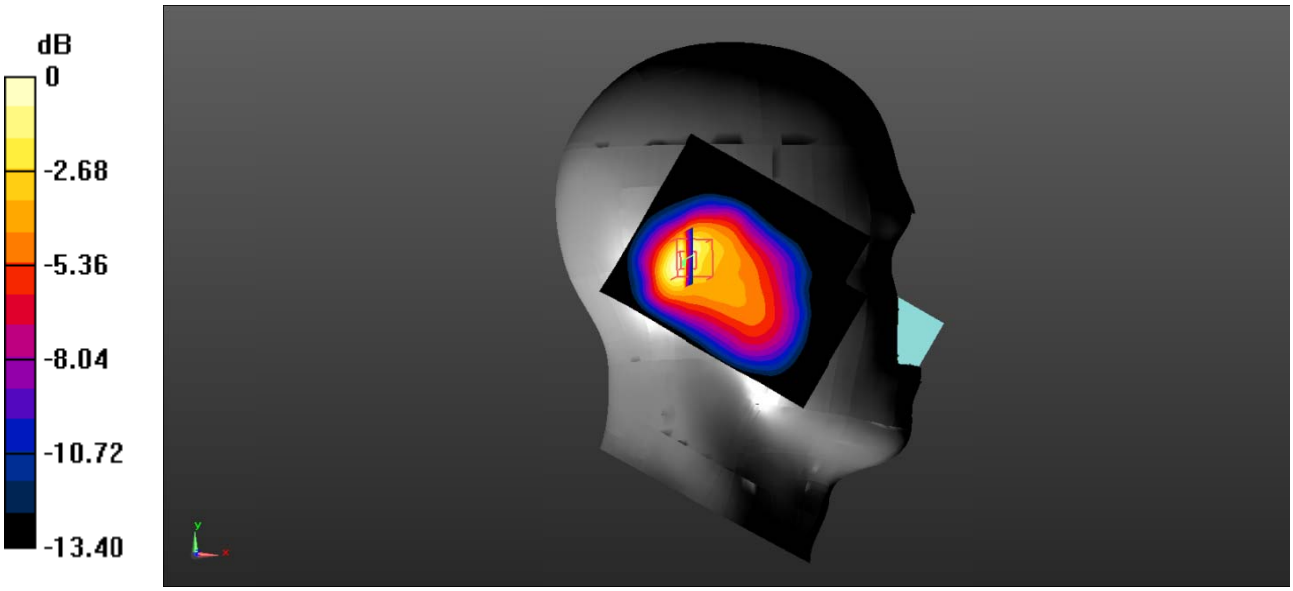

0 dB = 0.243 W/kg = -6.14 dBW/kg

Test Plot 33#: WCDMA Band 4_Head Left Tilt_Middle

DUT: Mobile phone; Type: X689D; Serial: SZ1210204-04123E-SA-S_DD;

Communication System: Communication System: UID 0, WCDMA; Frequency: 1732.6 MHz;Duty Cycle: 1:1
Medium parameters used: f = 1732.6 MHz; σ = 1.38 S/m; ε_r = 40.637; ρ = 1000 kg/m^3 ;
Phantom section: Left Section

DASY5 Configuration:

- Probe: EX3DV4 - SN7522; ConvF(8.21, 8.21, 8.21)
- Sensor-Surface: 4mm (Mechanical Surface Detection)
- Electronics: DAE4 SN1562;Calibrated: 1/19/2021
- Phantom: SAM-Twin V8.0 P1aP2a; Type: QD 000 P41 AA; Serial: 1962
- Measurement SW: DASY52, Version 52.10 (2) ;

Area Scan (71x91x1): Interpolated grid: dx=1.500 mm, dy=1.500 mm
Maximum value of SAR (interpolated) = 0.457 W/kg

Zoom Scan (5x5x7)/Cube 0: Measurement grid: dx=8mm, dy=8mm, dz=5mm
Reference Value = 14.37 V/m; Power Drift = -0.04 dB
Peak SAR (extrapolated) = 0.655 W/kg
SAR(1 g) = 0.377 W/kg; SAR(10 g) = 0.197 W/kg
Maximum value of SAR (measured) = 0.387 W/kg

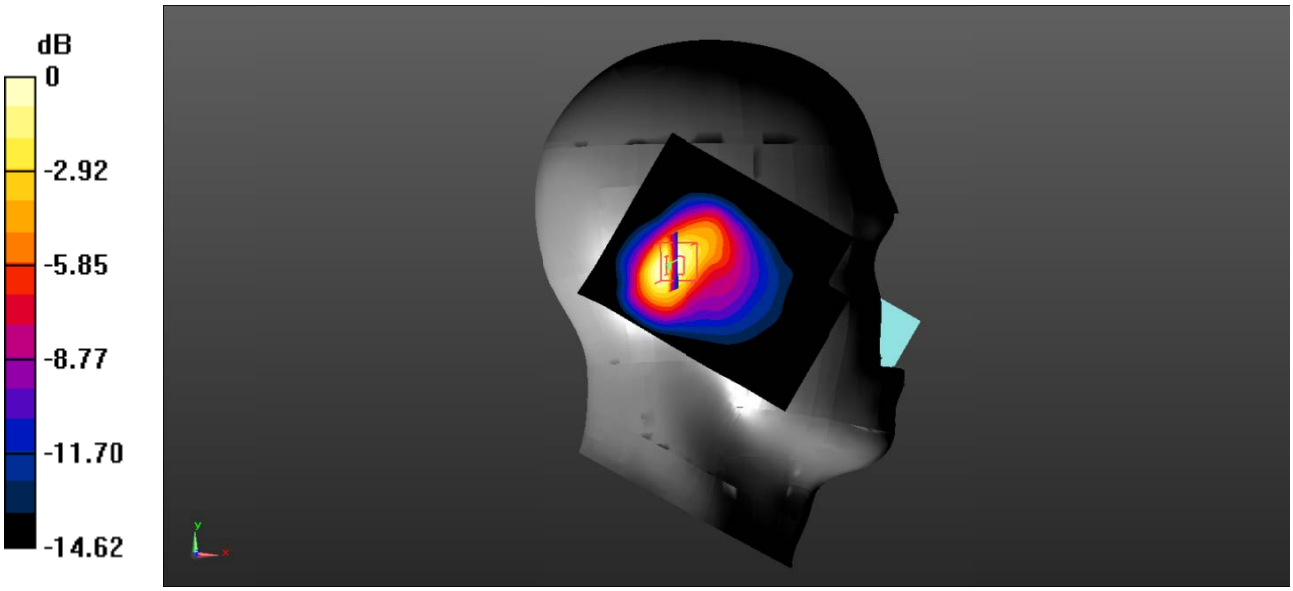

0 dB = 0.387 W/kg = -4.12 dBW/kg

Test Plot 34#: WCDMA Band 4_Head Right Cheek_Middle

DUT: Mobile phone; Type: X689D; Serial: SZ1210204-04123E-SA-S_DD;

Communication System: Communication System: UID 0, WCDMA; Frequency: 1732.6 MHz;Duty Cycle: 1:1
Medium parameters used: f = 1732.6 MHz; σ = 1.38 S/m; ε_r = 40.637; ρ = 1000 kg/m^3 ;
Phantom section: Right Section

DASY5 Configuration:

- Probe: EX3DV4 - SN7522; ConvF(8.21, 8.21, 8.21)
- Sensor-Surface: 4mm (Mechanical Surface Detection)
- Electronics: DAE4 SN1562;Calibrated: 1/19/2021
- Phantom: SAM-Twin V8.0 P1aP2a; Type: QD 000 P41 AA; Serial: 1962
- Measurement SW: DASY52, Version 52.10 (2) ;

Area Scan (71x91x1): Interpolated grid: dx=1.500 mm, dy=1.500 mm
Maximum value of SAR (interpolated) = 0.457 W/kg

Zoom Scan (5x5x7)/Cube 0: Measurement grid: dx=8mm, dy=8mm, dz=5mm
Reference Value = 7.020 V/m; Power Drift = -0.04 dB
Peak SAR (extrapolated) = 0.727 W/kg
SAR(1 g) = 0.389 W/kg; SAR(10 g) = 0.188 W/kg
Maximum value of SAR (measured) = 0.449 W/kg

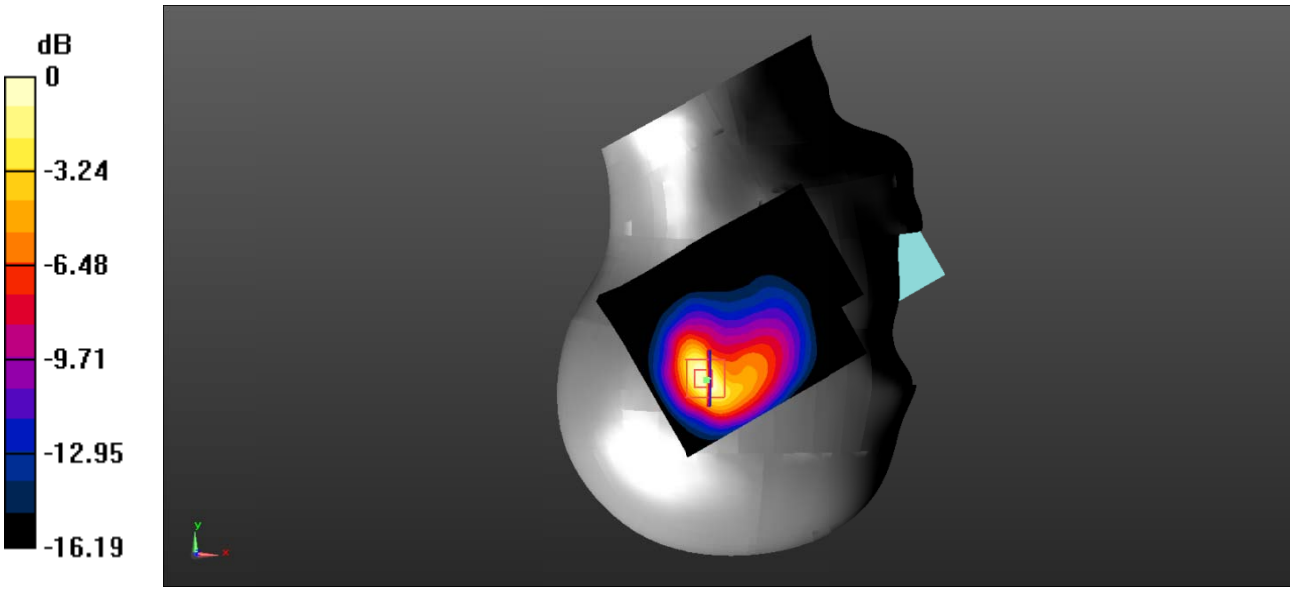

0 dB = 0.449 W/kg = -3.48 dBW/kg

Test Plot 35#: WCDMA Band 4_Head Right Tilt_Middle

DUT: Mobile phone; Type: X689D; Serial: SZ1210204-04123E-SA-S_DD;

Communication System: Communication System: UID 0, WCDMA; Frequency: 1732.6 MHz;Duty Cycle: 1:1
Medium parameters used: f = 1732.6 MHz; σ = 1.38 S/m; ε_r = 40.637; ρ = 1000 kg/m^3 ;
Phantom section: Right Section

DASY5 Configuration:

- Probe: EX3DV4 - SN7522; ConvF(8.21, 8.21, 8.21)
- Sensor-Surface: 4mm (Mechanical Surface Detection)
- Electronics: DAE4 SN1562;Calibrated: 1/19/2021
- Phantom: SAM-Twin V8.0 P1aP2a; Type: QD 000 P41 AA; Serial: 1962
- Measurement SW: DASY52, Version 52.10 (2) ;

Area Scan (71x91x1): Interpolated grid: dx=1.500 mm, dy=1.500 mm
Maximum value of SAR (interpolated) = 0.627 W/kg

Zoom Scan (5x5x7)/Cube 0: Measurement grid: dx=8mm, dy=8mm, dz=5mm
Reference Value = 8.771 V/m; Power Drift = 0.06 dB
Peak SAR (extrapolated) = 1.17 W/kg
SAR(1 g) = 0.585 W/kg; SAR(10 g) = 0.269 W/kg
Maximum value of SAR (measured) = 0.654 W/kg

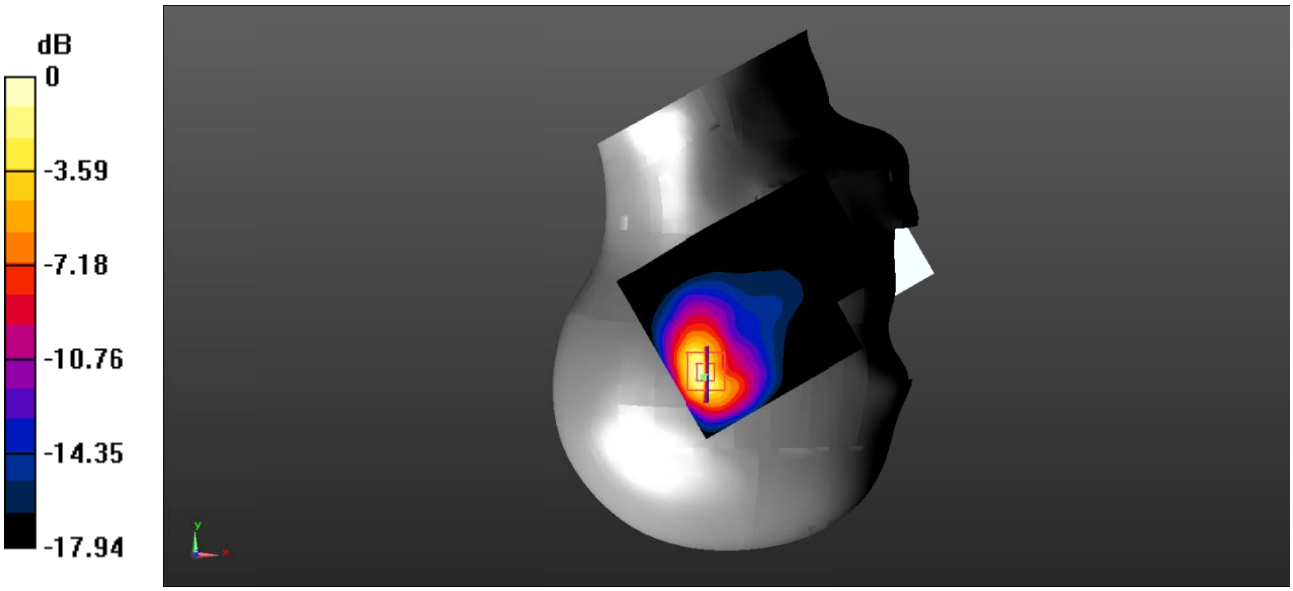

0 dB = 0.654 W/kg = -1.84 dBW/kg

Test Plot 36#: WCDMA Band 4_Body Back_Middle

DUT: Mobile phone; Type: X689D; Serial: SZ1210204-04123E-SA-S_DD;

Communication System: UID 0, WCDMA (0); Frequency: 1732.6 MHz;Duty Cycle: 1:1
Medium parameters used (interpolated): f = 1732.6 MHz; σ = 1.38 S/m; ε_r = 40.637; ρ = 1000 kg/m^3
Phantom section: Flat Section

DASY5 Configuration:

- Probe: EX3DV4 - SN7522; ConvF(8.21, 8.21, 8.21)
- Sensor-Surface: 4mm (Mechanical Surface Detection)
- Electronics: DAE4 Sn1562; Calibrated: 1/19/2021
- Phantom: SAM-Twin V8.0 P1aP2a; Type: QD 000 P41 AA ; Serial: 1962
- Measurement SW: DASY52, Version 52.10 (2);

Area Scan (71x91x1): Interpolated grid: dx=1.500 mm, dy=1.500 mm
Maximum value of SAR (interpolated) = 0.0782 W/kg

Zoom Scan (5x5x7)/Cube 0: Measurement grid: dx=8mm, dy=8mm, dz=5mm
Reference Value = 4.168 V/m; Power Drift = 0.12 dB
Peak SAR (extrapolated) = 0.116 W/kg
SAR(1 g) = 0.071 W/kg; SAR(10 g) = 0.042 W/kg
Maximum value of SAR (measured) = 0.0767 W/kg

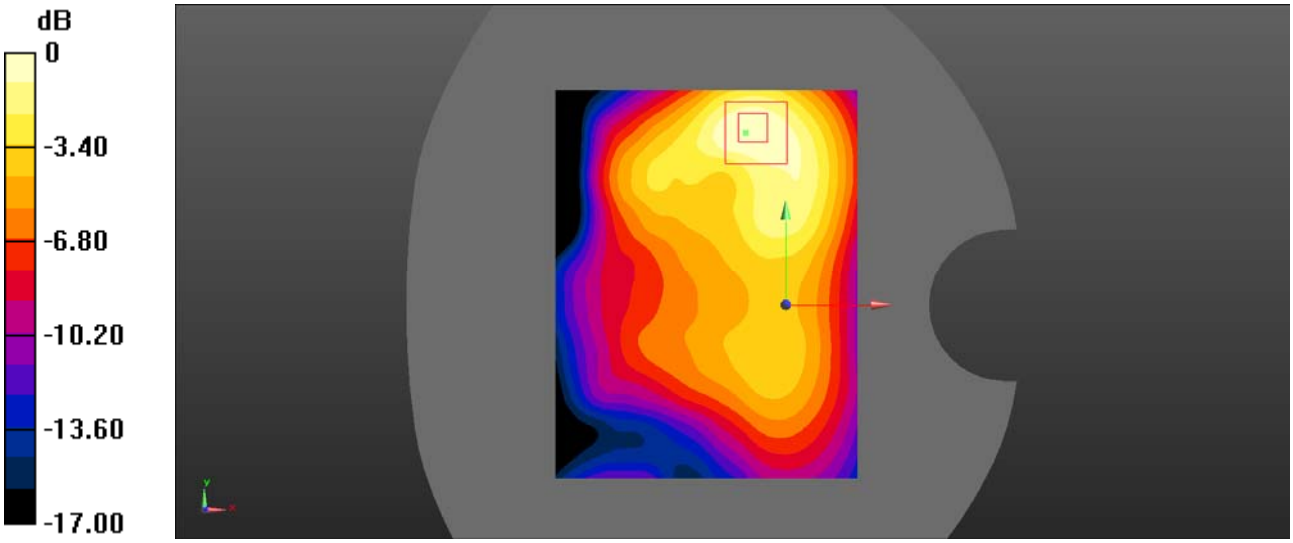

0 dB = 0.0767 W/kg = -11.15 dBW/kg

Test Plot 36#: WCDMA Band 4_Body Left_Middle

DUT: Mobile phone; Type: X689D; Serial: SZ1210204-04123E-SA-S_DD;

Communication System: Communication System: UID 0, WCDMA; Frequency: 1732.6 MHz;Duty Cycle: 1:1
Medium parameters used: f = 1732.6 MHz; σ = 1.38 S/m; ε_r = 40.637; ρ = 1000 kg/m^3 ;
Phantom section: Flat Section

DASY5 Configuration:

- Probe: EX3DV4 - SN7522; ConvF(8.21, 8.21, 8.21)
- Sensor-Surface: 4mm (Mechanical Surface Detection)
- Electronics: DAE4 SN1562;Calibrated: 1/19/2021
- Phantom: SAM-Twin V8.0 P1aP2a; Type: QD 000 P41 AA; Serial: 1962
- Measurement SW: DASY52, Version 52.10 (2) ;

Area Scan (71x91x1): Interpolated grid: dx=1.500 mm, dy=1.500 mm
Maximum value of SAR (interpolated) = 0.0301 W/kg

Zoom Scan (5x5x7)/Cube 0: Measurement grid: dx=8mm, dy=8mm, dz=5mm
Reference Value = 4.020 V/m; Power Drift = -0.11 dB
Peak SAR (extrapolated) = 0.0590 W/kg
SAR(1 g) = 0.027 W/kg; SAR(10 g) = 0.013 W/kg
Maximum value of SAR (measured) = 0.0298 W/kg

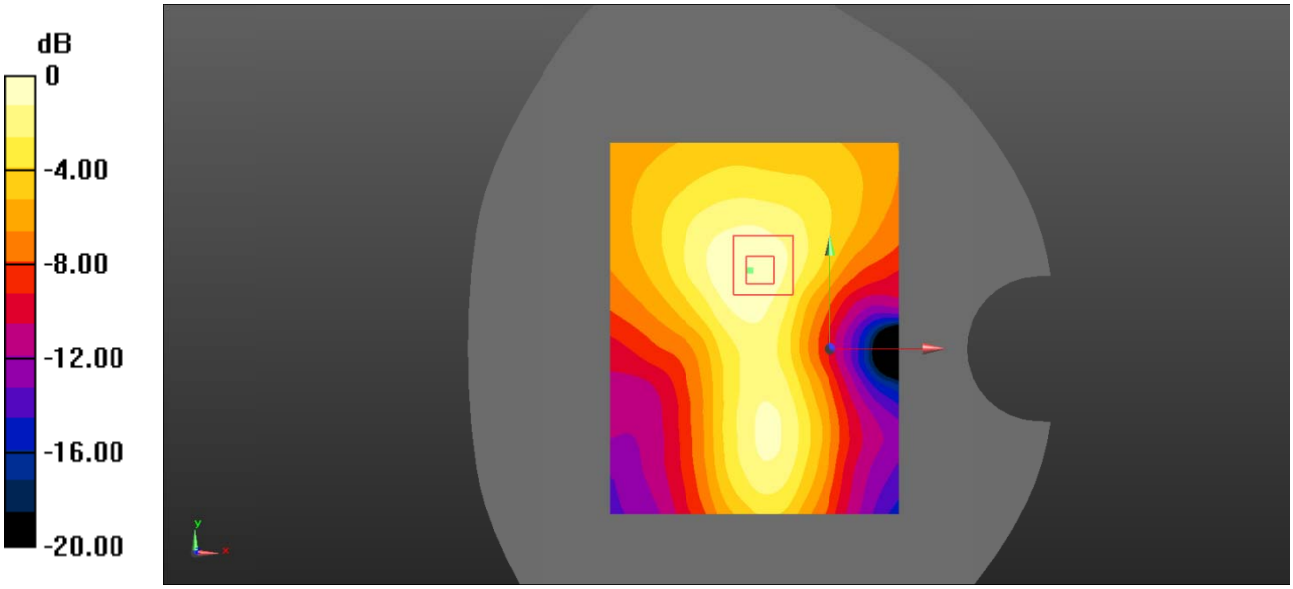

0 dB = 0.0298 W/kg = -15.26 dBW/kg

Test Plot 37#: WCDMA Band 4_Body Top_Middle

DUT: Mobile phone; Type: X689D; Serial: SZ1210204-04123E-SA-S_DD;

Communication System: Communication System: UID 0, WCDMA; Frequency: 1732.6 MHz;Duty Cycle: 1:1
Medium parameters used: f = 1732.6 MHz; σ = 1.38 S/m; ε_r = 40.637; ρ = 1000 kg/m^3 ;
Phantom section: Flat Section

DASY5 Configuration:

- Probe: EX3DV4 - SN7522; ConvF(8.21, 8.21, 8.21)
- Sensor-Surface: 4mm (Mechanical Surface Detection)
- Electronics: DAE4 SN1562;Calibrated: 1/19/2021
- Phantom: SAM-Twin V8.0 P1aP2a; Type: QD 000 P41 AA; Serial: 1962
- Measurement SW: DASY52, Version 52.10 (2) ;

Area Scan (71x91x1): Interpolated grid: dx=1.500 mm, dy=1.500 mm
Maximum value of SAR (interpolated) = 0.318 W/kg

Zoom Scan (5x5x7)/Cube 0: Measurement grid: dx=8mm, dy=8mm, dz=5mm
Reference Value = 13.60 V/m; Power Drift = -0.12 dB
Peak SAR (extrapolated) = 0.490 W/kg
SAR(1 g) = 0.274 W/kg; SAR(10 g) = 0.136 W/kg
Maximum value of SAR (measured) = 0.298 W/kg

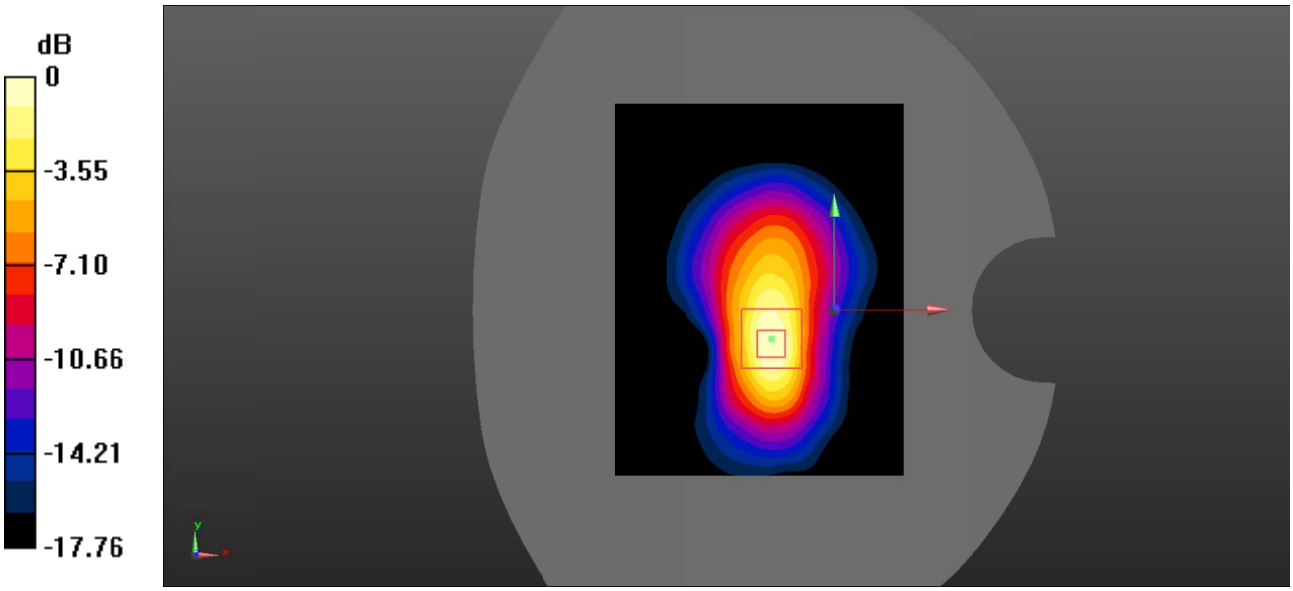

0 dB = 0.298 W/kg = -5.26 dBW/kg

Test Plot 39#: WCDMA Band 5_Head Left Cheek_Middle

DUT: Mobile phone; Type: X689D; Serial: SZ1210204-04123E-SA-S_DD;

Communication System: Communication System: UID 0, WCDMA; Frequency: 836.6 MHz;Duty Cycle: 1:1
Medium parameters used: f = 836.6 MHz; σ = 0.929 S/m; ε_r = 42.137; ρ = 1000 kg/m^3 ;
Phantom section: Left Section

DASY5 Configuration:

- Probe: EX3DV4 - SN7522; ConvF(9.92, 9.92, 9.92)
- Sensor-Surface: 4mm (Mechanical Surface Detection)
- Electronics: DAE4 SN1562;Calibrated: 1/19/2021
- Phantom: SAM-Twin V8.0 P1aP2a; Type: QD 000 P41 AA; Serial: 1962
- Measurement SW: DASY52, Version 52.10 (2) ;

Area Scan (71x91x1): Interpolated grid: dx=1.500 mm, dy=1.500 mm
Maximum value of SAR (interpolated) = 0.704 W/kg

Zoom Scan (5x5x7)/Cube 0: Measurement grid: dx=8mm, dy=8mm, dz=5mm
Reference Value = 25.37 V/m; Power Drift = -0.03 dB
Peak SAR (extrapolated) = 0.841 W/kg
SAR(1 g) = 0.616 W/kg; SAR(10 g) = 0.431 W/kg
Maximum value of SAR (measured) = 0.646 W/kg

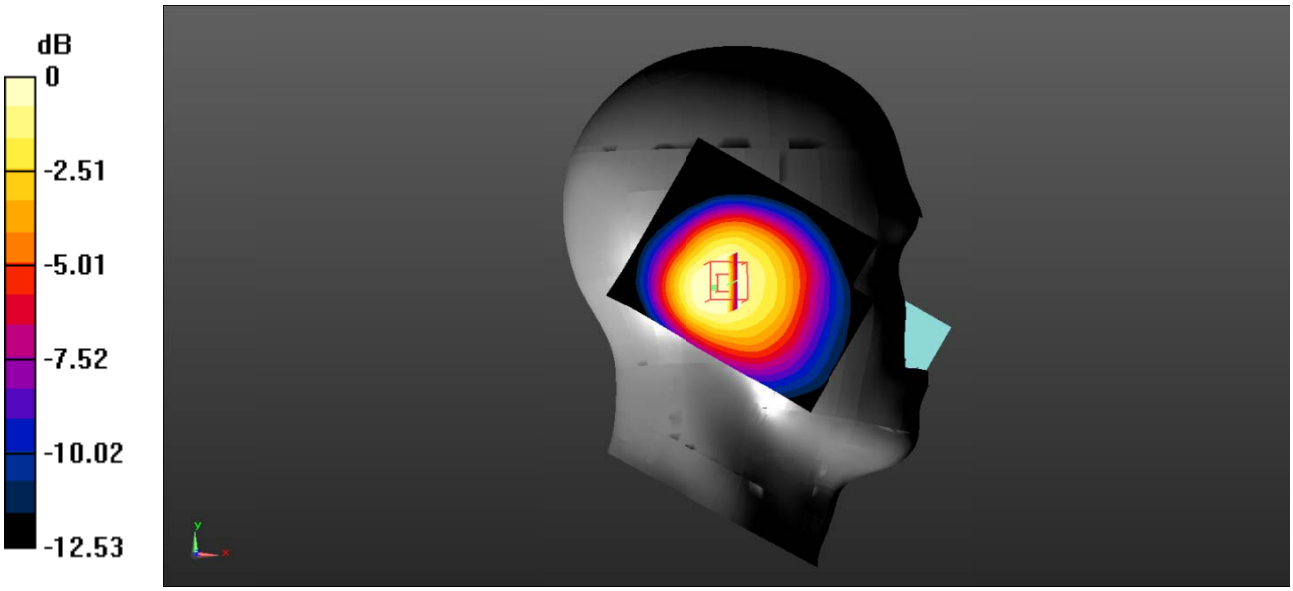

0 dB = 0.646 W/kg = -1.90 dBW/kg

Test Plot 40#: WCDMA Band 5_Head Left Tilt_Middle

DUT: Mobile phone; Type: X689D; Serial: SZ1210204-04123E-SA-S_DD;

Communication System: Communication System: UID 0, WCDMA; Frequency: 836.6 MHz;Duty Cycle: 1:1
Medium parameters used: f = 836.6 MHz; σ = 0.929 S/m; ε_r = 42.137; ρ = 1000 kg/m^3 ;
Phantom section: Left Section

DASY5 Configuration:

- Probe: EX3DV4 - SN7522; ConvF(9.92, 9.92, 9.92)
- Sensor-Surface: 4mm (Mechanical Surface Detection)
- Electronics: DAE4 SN1562;Calibrated: 1/19/2021
- Phantom: SAM-Twin V8.0 P1aP2a; Type: QD 000 P41 AA; Serial: 1962
- Measurement SW: DASY52, Version 52.10 (2) ;

Area Scan (71x91x1): Interpolated grid: dx=1.500 mm, dy=1.500 mm
Maximum value of SAR (interpolated) = 0.686 W/kg

Zoom Scan (5x5x7)/Cube 0: Measurement grid: dx=8mm, dy=8mm, dz=5mm
Reference Value = 26.22 V/m; Power Drift = -0.09 dB
Peak SAR (extrapolated) = 0.937 W/kg
SAR(1 g) = 0.612 W/kg; SAR(10 g) = 0.406 W/kg
Maximum value of SAR (measured) = 0.646 W/kg

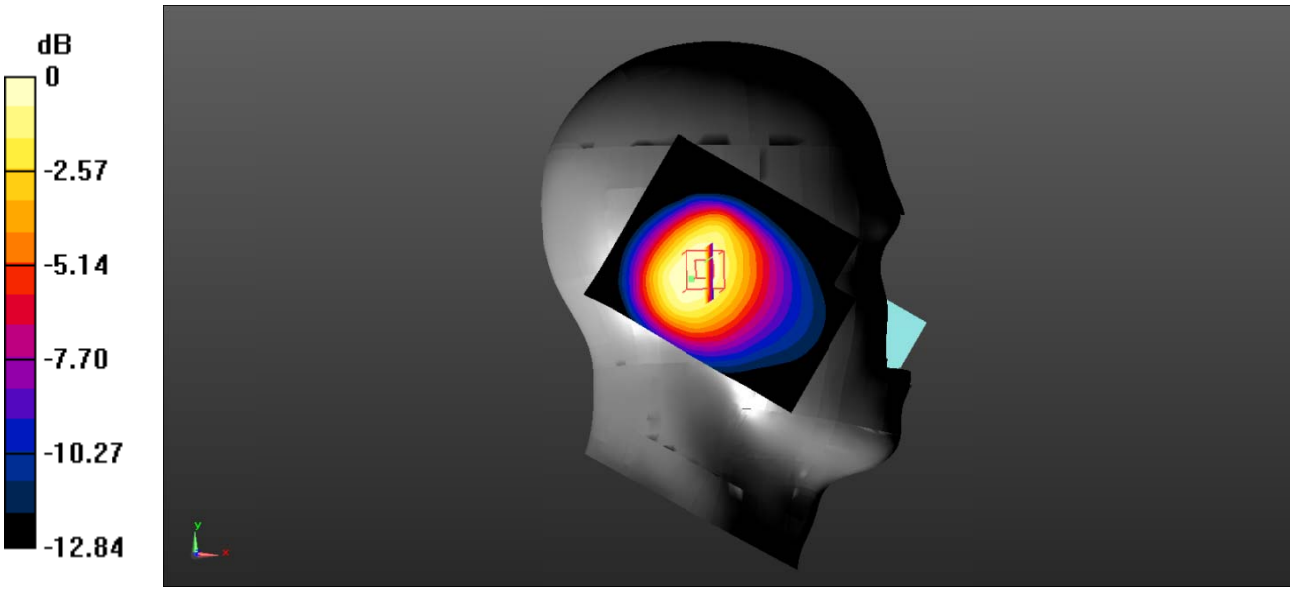

0 dB = 0.646 W/kg = -1.90 dBW/kg

Test Plot 41#: WCDMA Band 5_Head Right Cheek_Low

DUT: Mobile phone; Type: X689D; Serial: SZ1210204-04123E-SA-S_DD;

Communication System: Communication System: UID 0, WCDMA; Frequency: 826.4 MHz;Duty Cycle: 1:1
Medium parameters used: f = 826.4 MHz; σ = 0.891 S/m; ε_r = 41.863; ρ = 1000 kg/m^3 ;
Phantom section: Right Section

DASY5 Configuration:

- Probe: EX3DV4 - SN7522; ConvF(9.92, 9.92, 9.92)
- Sensor-Surface: 4mm (Mechanical Surface Detection)
- Electronics: DAE4 SN1562;Calibrated: 1/19/2021
- Phantom: SAM-Twin V8.0 P1aP2a; Type: QD 000 P41 AA; Serial: 1962
- Measurement SW: DASY52, Version 52.10 (2) ;

Area Scan (71x91x1): Interpolated grid: dx=1.500 mm, dy=1.500 mm
Maximum value of SAR (interpolated) = 0.971 W/kg

Zoom Scan (5x5x7)/Cube 0: Measurement grid: dx=8mm, dy=8mm, dz=5mm
Reference Value = 24.44 V/m; Power Drift = -0.01 dB
Peak SAR (extrapolated) = 1.52 W/kg
SAR(1 g) = 0.898 W/kg; SAR(10 g) = 0.571 W/kg
Maximum value of SAR (measured) = 0.966 W/kg

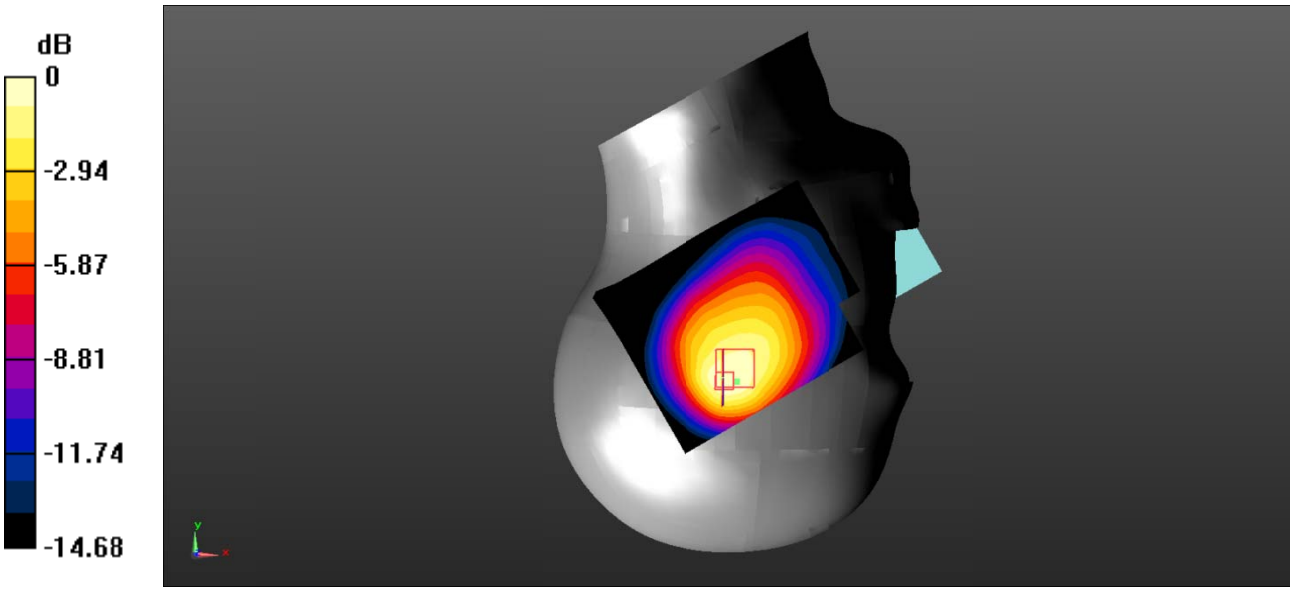

0 dB = 0.966 W/kg = -0.15 dBW/kg

Test Plot 42#: WCDMA Band 5_Head Right Cheek_Middle

DUT: Mobile phone; Type: X689D; Serial: SZ1210204-04123E-SA-S_DD;

Communication System: Communication System: UID 0, WCDMA; Frequency: 836.6 MHz;Duty Cycle: 1:1
Medium parameters used: f = 836.6 MHz; σ = 0.929 S/m; ε_r = 42.137; ρ = 1000 kg/m^3 ;
Phantom section: Right Section

DASY5 Configuration:

- Probe: EX3DV4 - SN7522; ConvF(9.92, 9.92, 9.92)
- Sensor-Surface: 4mm (Mechanical Surface Detection)
- Electronics: DAE4 SN1562;Calibrated: 1/19/2021
- Phantom: SAM-Twin V8.0 P1aP2a; Type: QD 000 P41 AA; Serial: 1962
- Measurement SW: DASY52, Version 52.10 (2) ;

Area Scan (71x91x1): Interpolated grid: dx=1.500 mm, dy=1.500 mm
Maximum value of SAR (interpolated) = 0.989 W/kg

Zoom Scan (5x5x7)/Cube 0: Measurement grid: dx=8mm, dy=8mm, dz=5mm
Reference Value = 24.66 V/m; Power Drift = 0.00 dB
Peak SAR (extrapolated) = 1.53 W/kg
SAR(1 g) = 0.912 W/kg; SAR(10 g) = 0.586 W/kg
Maximum value of SAR (measured) = 0.938 W/kg

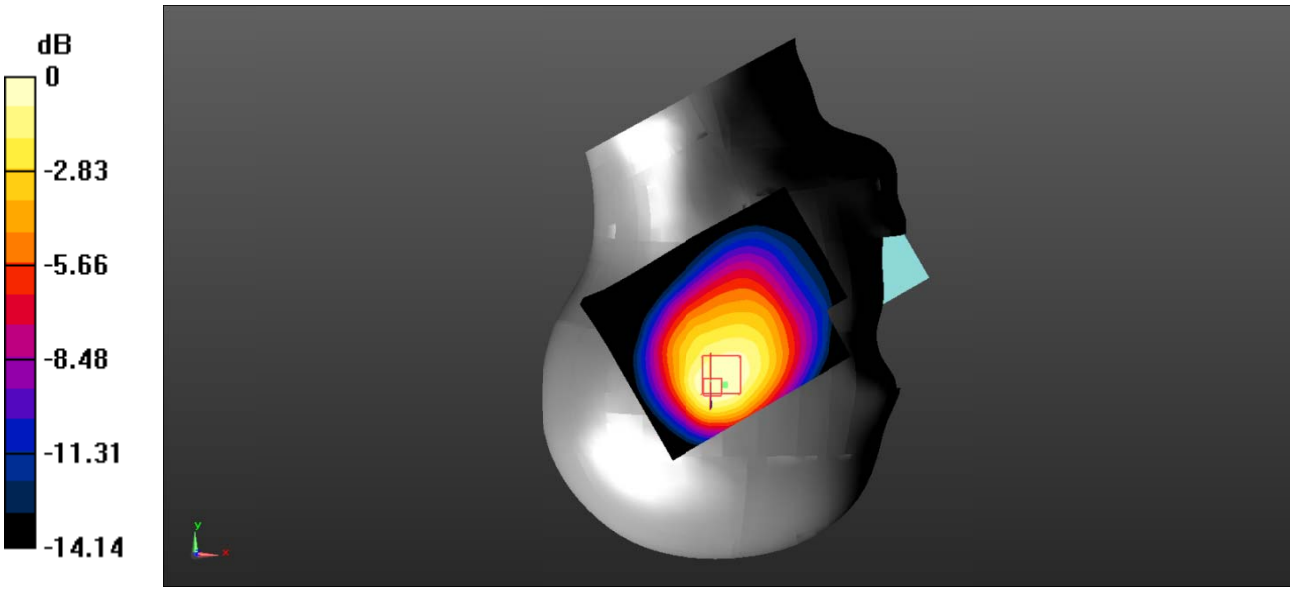

0 dB = 0.938 W/kg = -0.28 dBW/kg

Test Plot 43#: WCDMA Band 5_Head Right Cheek_High

DUT: Mobile phone; Type: X689D; Serial: SZ1210204-04123E-SA-S_DD;

Communication System: Communication System: UID 0, WCDMA; Frequency: 846.6 MHz;Duty Cycle: 1:1
Medium parameters used: f = 846.6 MHz; σ = 0.945 S/m; ε_r = 41.559; ρ = 1000 kg/m^3 ;
Phantom section: Right Section

DASY5 Configuration:

- Probe: EX3DV4 - SN7522; ConvF(9.92, 9.92, 9.92)
- Sensor-Surface: 4mm (Mechanical Surface Detection)
- Electronics: DAE4 SN1562;Calibrated: 1/19/2021
- Phantom: SAM-Twin V8.0 P1aP2a; Type: QD 000 P41 AA; Serial: 1962
- Measurement SW: DASY52, Version 52.10 (2) ;

Area Scan (71x91x1): Interpolated grid: dx=1.500 mm, dy=1.500 mm
Maximum value of SAR (interpolated) = 0.976 W/kg

Zoom Scan (5x5x7)/Cube 0: Measurement grid: dx=8mm, dy=8mm, dz=5mm
Reference Value = 24.24 V/m; Power Drift = -0.01 dB
Peak SAR (extrapolated) = 1.49 W/kg
SAR(1 g) = 0.891 W/kg; SAR(10 g) = 0.572 W/kg
Maximum value of SAR (measured) = 0.945 W/kg

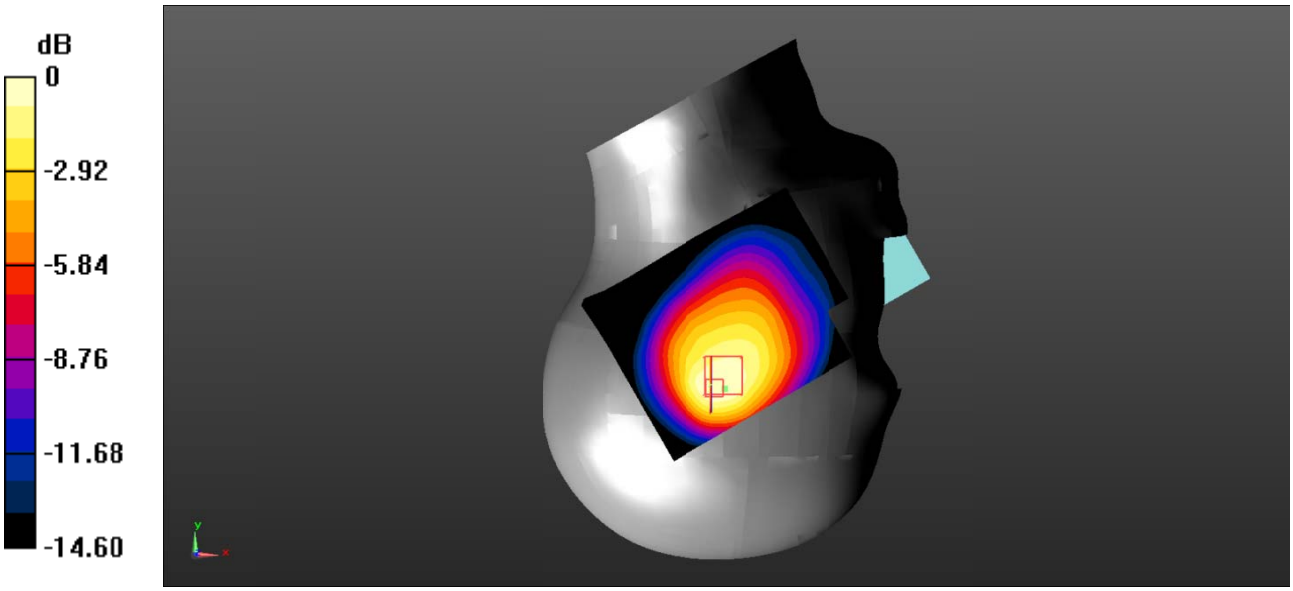

0 dB = 0.945 W/kg = -0.25 dBW/kg

Test Plot 44#: WCDMA Band 5_Head Right Tilt_Low

DUT: Mobile phone; Type: X689D; Serial: SZ1210204-04123E-SA-S_DD;

Communication System: Communication System: UID 0, WCDMA; Frequency: 826.4 MHz;Duty Cycle: 1:1
Medium parameters used: f = 826.4 MHz; σ = 0.891 S/m; ε_r = 41.863; ρ = 1000 kg/m^3 ;
Phantom section: Right Section

DASY5 Configuration:

- Probe: EX3DV4 - SN7522; ConvF(9.92, 9.92, 9.92)
- Sensor-Surface: 4mm (Mechanical Surface Detection)
- Electronics: DAE4 SN1562;Calibrated: 1/19/2021
- Phantom: SAM-Twin V8.0 P1aP2a; Type: QD 000 P41 AA; Serial: 1962
- Measurement SW: DASY52, Version 52.10 (2) ;

Area Scan (71x91x1): Interpolated grid: dx=1.500 mm, dy=1.500 mm
Maximum value of SAR (interpolated) = 1.09 W/kg

Zoom Scan (5x5x7)/Cube 0: Measurement grid: dx=8mm, dy=8mm, dz=5mm
Reference Value = 26.55 V/m; Power Drift = -0.03 dB
Peak SAR (extrapolated) = 1.97 W/kg
SAR(1 g) = 0.945 W/kg; SAR(10 g) = 0.534 W/kg
Maximum value of SAR (measured) = 0.962 W/kg

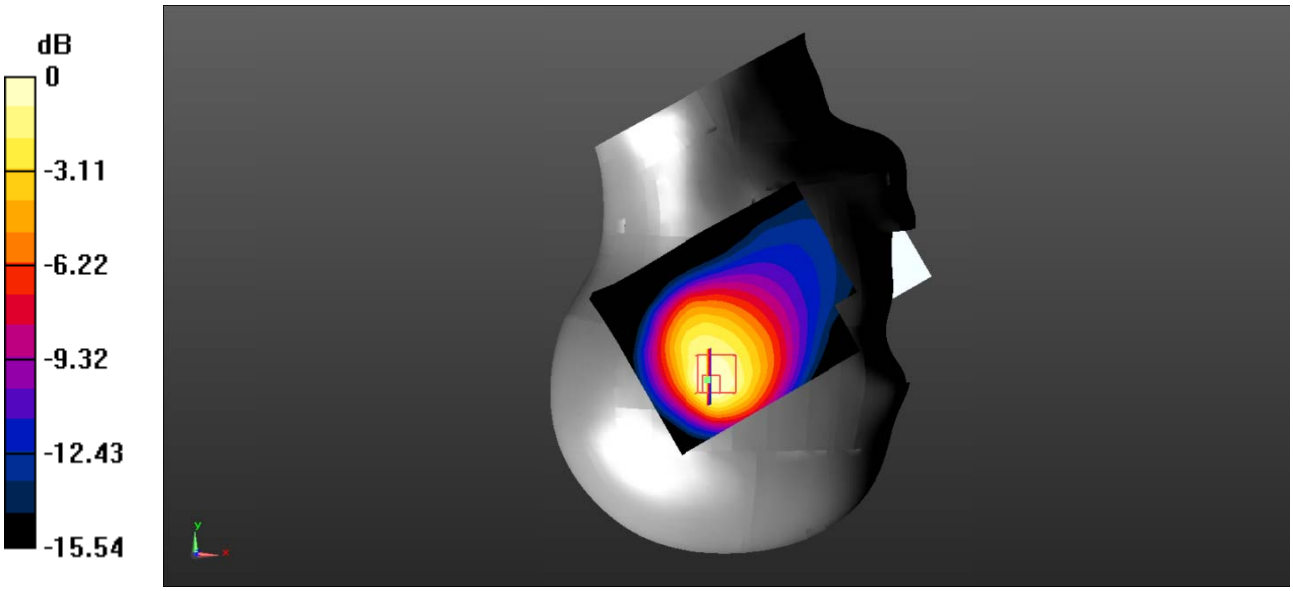

0 dB = 0.962 W/kg = -0.17 dBW/kg

Test Plot 45#: WCDMA Band 5_Head Right Tilt_Middle

DUT: Mobile phone; Type: X689D; Serial: SZ1210204-04123E-SA-S_DD;

Communication System: Communication System: UID 0, WCDMA; Frequency: 836.6 MHz;Duty Cycle: 1:1
Medium parameters used: f = 836.6 MHz; σ = 0.929 S/m; ε_r = 42.137; ρ = 1000 kg/m^3 ;
Phantom section: Right Section

DASY5 Configuration:

- Probe: EX3DV4 - SN7522; ConvF(9.92, 9.92, 9.92)
- Sensor-Surface: 4mm (Mechanical Surface Detection)
- Electronics: DAE4 SN1562;Calibrated: 1/19/2021
- Phantom: SAM-Twin V8.0 P1aP2a; Type: QD 000 P41 AA; Serial: 1962
- Measurement SW: DASY52, Version 52.10 (2) ;

Area Scan (71x91x1): Interpolated grid: dx=1.500 mm, dy=1.500 mm
Maximum value of SAR (interpolated) = 1.03 W/kg

Zoom Scan (5x5x7)/Cube 0: Measurement grid: dx=8mm, dy=8mm, dz=5mm
Reference Value = 25.36 V/m; Power Drift = 0.09 dB
Peak SAR (extrapolated) = 1.97 W/kg
SAR(1 g) = 0.920 W/kg; SAR(10 g) = 0.520 W/kg
Maximum value of SAR (measured) = 0.996 W/kg

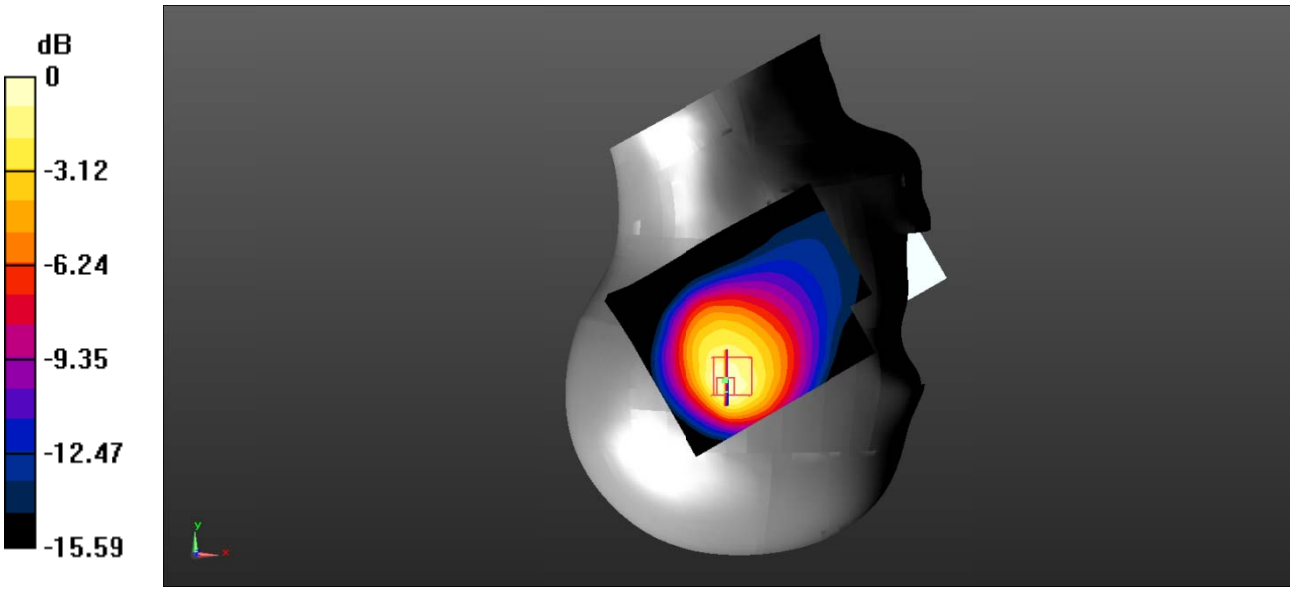

0 dB = 0.996 W/kg = -0.02 dBW/kg

Test Plot 46#: WCDMA Band 5_Head Right Tilt_High

DUT: Mobile phone; Type: X689D; Serial: SZ1210204-04123E-SA-S_DD;

Communication System: Communication System: UID 0, WCDMA; Frequency: 846.6 MHz;Duty Cycle: 1:1
Medium parameters used: f = 846.6 MHz; σ = 0.945 S/m; ε_r = 41.559; ρ = 1000 kg/m^3 ;
Phantom section: Right Section

DASY5 Configuration:

- Probe: EX3DV4 - SN7522; ConvF(9.92, 9.92, 9.92)
- Sensor-Surface: 4mm (Mechanical Surface Detection)
- Electronics: DAE4 SN1562;Calibrated: 1/19/2021
- Phantom: SAM-Twin V8.0 P1aP2a; Type: QD 000 P41 AA; Serial: 1962
- Measurement SW: DASY52, Version 52.10 (2) ;

Area Scan (71x91x1): Interpolated grid: dx=1.500 mm, dy=1.500 mm
Maximum value of SAR (interpolated) = 1.06 W/kg

Zoom Scan (5x5x7)/Cube 0: Measurement grid: dx=8mm, dy=8mm, dz=5mm
Reference Value = 26.13 V/m; Power Drift = -0.04 dB
Peak SAR (extrapolated) = 1.85 W/kg
SAR(1 g) = 0.900 W/kg; SAR(10 g) = 0.513 W/kg
Maximum value of SAR (measured) = 0.927 W/kg

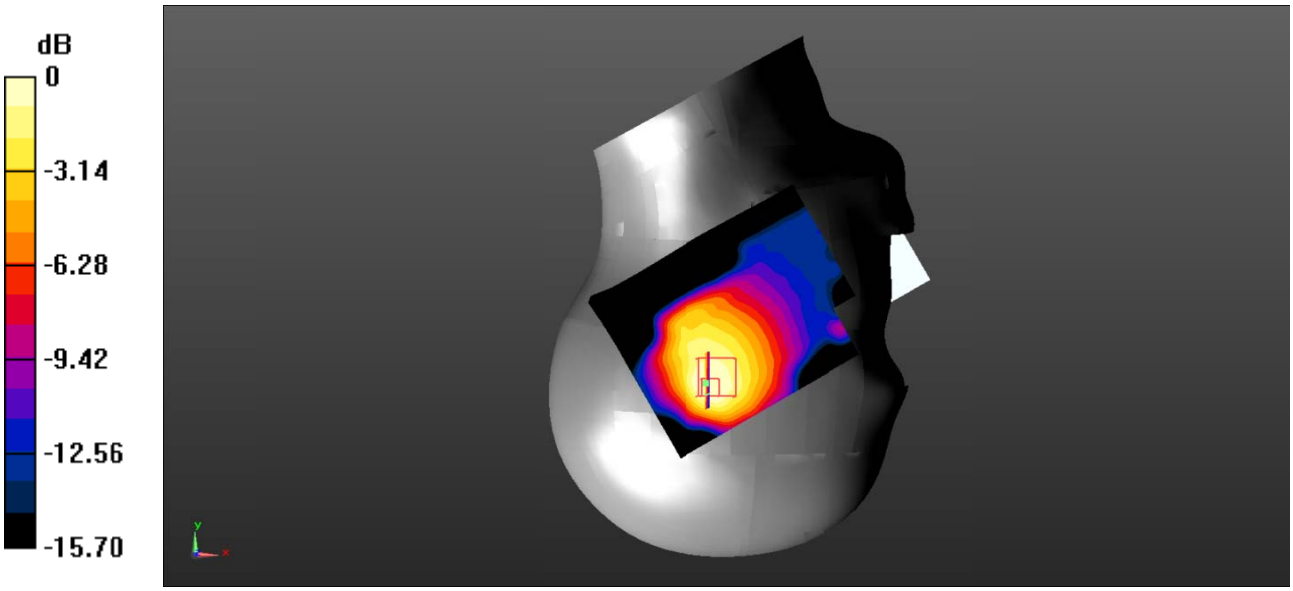

0 dB = 0.927 W/kg = -0.33 dBW/kg

Test Plot 47#: WCDMA Band 5_Body Back_Middle

DUT: Mobile phone; Type: X689D; Serial: SZ1210204-04123E-SA-S_DD;

Communication System: Communication System: UID 0, WCDMA; Frequency: 836.6 MHz;Duty Cycle: 1:1
Medium parameters used: f = 836.6 MHz; σ = 0.929 S/m; ε_r = 42.137; ρ = 1000 kg/m^3 ;
Phantom section: Flat Section

DASY5 Configuration:

- Probe: EX3DV4 - SN7522; ConvF(9.92, 9.92, 9.92)
- Sensor-Surface: 4mm (Mechanical Surface Detection)
- Electronics: DAE4 SN1562;Calibrated: 1/19/2021
- Phantom: SAM-Twin V8.0 P1aP2a; Type: QD 000 P41 AA; Serial: 1962
- Measurement SW: DASY52, Version 52.10 (2) ;

Area Scan (71x91x1): Interpolated grid: dx=1.500 mm, dy=1.500 mm
Maximum value of SAR (interpolated) = 0.350 W/kg

Zoom Scan (5x5x7)/Cube 0: Measurement grid: dx=8mm, dy=8mm, dz=5mm
Reference Value = 16.24 V/m; Power Drift = -0.03 dB
Peak SAR (extrapolated) = 0.494 W/kg
SAR(1 g) = 0.316 W/kg; SAR(10 g) = 0.213 W/kg
Maximum value of SAR (measured) = 0.343 W/kg

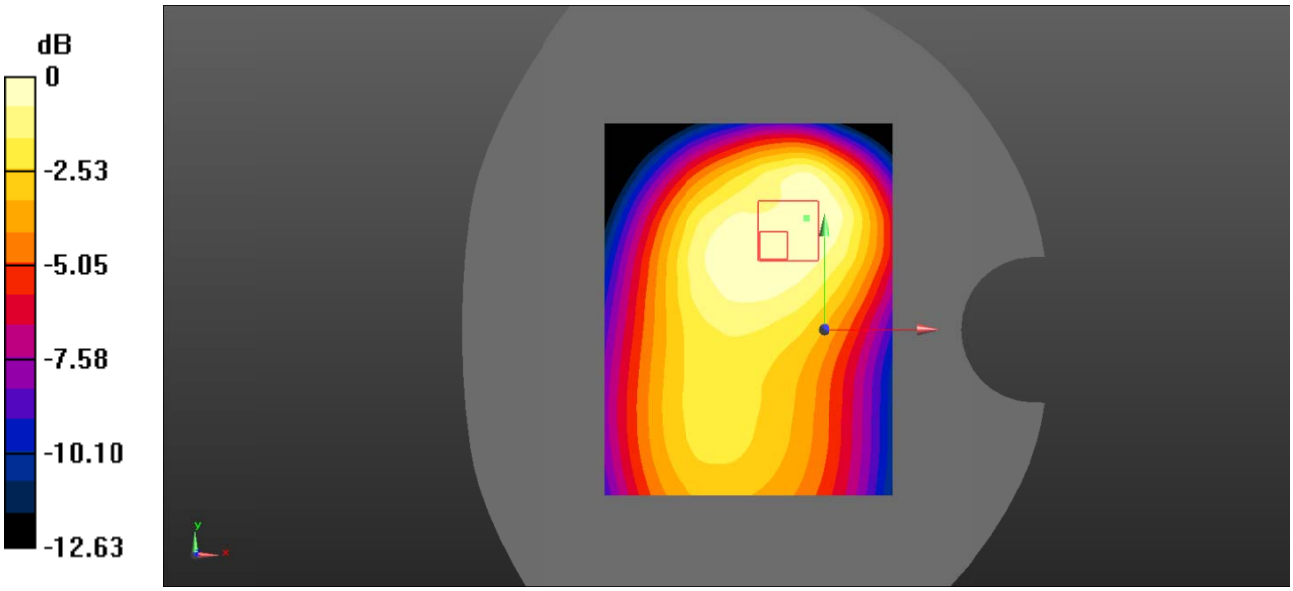

0 dB = 0.343 W/kg = -4.65 dBW/kg

Test Plot 48#: WCDMA Band 5_Body Left_Middle

DUT: Mobile phone; Type: X689D; Serial: SZ1210204-04123E-SA-S_DD;

Communication System: Communication System: UID 0, WCDMA; Frequency: 836.6 MHz;Duty Cycle: 1:1
Medium parameters used: f = 836.6 MHz; σ = 0.929 S/m; ε_r = 42.137; ρ = 1000 kg/m^3 ;
Phantom section: Flat Section

DASY5 Configuration:

- Probe: EX3DV4 - SN7522; ConvF(9.92, 9.92, 9.92)
- Sensor-Surface: 4mm (Mechanical Surface Detection)
- Electronics: DAE4 SN1562;Calibrated: 1/19/2021
- Phantom: SAM-Twin V8.0 P1aP2a; Type: QD 000 P41 AA; Serial: 1962
- Measurement SW: DASY52, Version 52.10 (2) ;

Area Scan (71x91x1): Interpolated grid: dx=1.500 mm, dy=1.500 mm
Maximum value of SAR (interpolated) = 0.118 W/kg

Zoom Scan (5x5x7)/Cube 0: Measurement grid: dx=8mm, dy=8mm, dz=5mm
Reference Value = 10.54 V/m; Power Drift = -0.01 dB
Peak SAR (extrapolated) = 0.158 W/kg
SAR(1 g) = 0.109 W/kg; SAR(10 g) = 0.075 W/kg
Maximum value of SAR (measured) = 0.115 W/kg

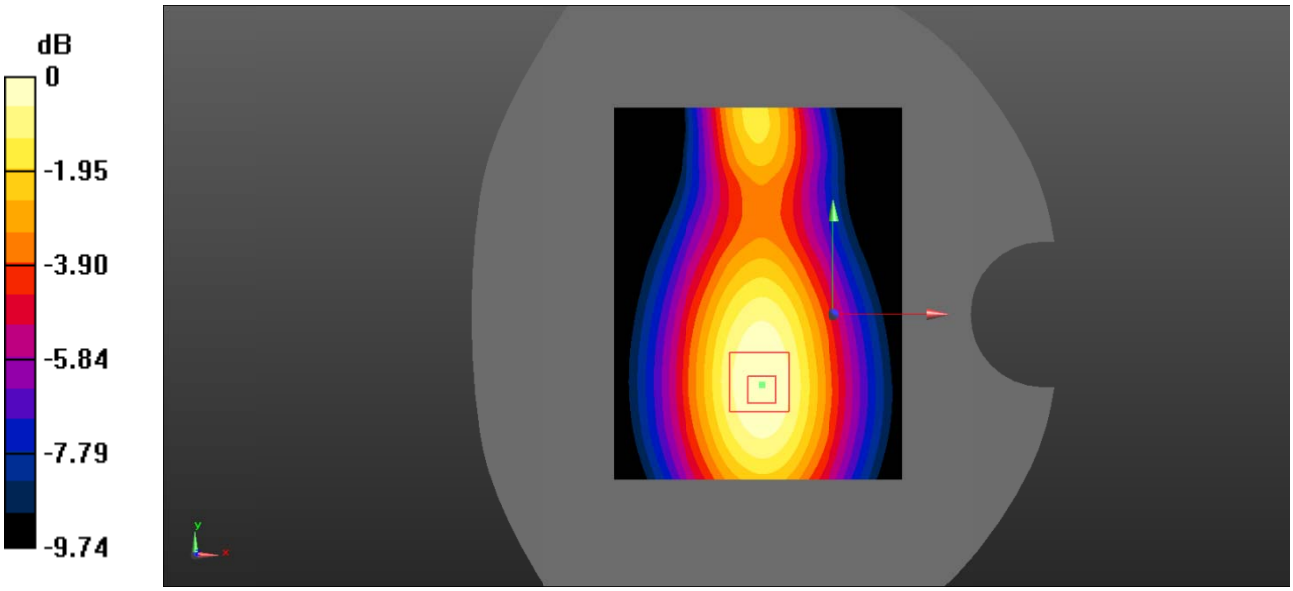

0 dB = 0.115 W/kg = -9.39 dBW/kg

Test Plot 49#: WCDMA Band 5_Body Top_Middle

DUT: Mobile phone; Type: X689D; Serial: SZ1210204-04123E-SA-S_DD;

Communication System: Communication System: UID 0, WCDMA; Frequency: 836.6 MHz;Duty Cycle: 1:1
Medium parameters used: f = 836.6 MHz; σ = 0.929 S/m; ε_r = 42.137; ρ = 1000 kg/m^3 ;
Phantom section: Flat Section

DASY5 Configuration:

- Probe: EX3DV4 - SN7522; ConvF(9.92, 9.92, 9.92)
- Sensor-Surface: 4mm (Mechanical Surface Detection)
- Electronics: DAE4 SN1562;Calibrated: 1/19/2021
- Phantom: SAM-Twin V8.0 P1aP2a; Type: QD 000 P41 AA; Serial: 1962
- Measurement SW: DASY52, Version 52.10 (2) ;

Area Scan (71x91x1): Interpolated grid: dx=1.500 mm, dy=1.500 mm
Maximum value of SAR (interpolated) = 0.293 W/kg

Zoom Scan (5x5x7)/Cube 0: Measurement grid: dx=8mm, dy=8mm, dz=5mm
Reference Value = 18.03 V/m; Power Drift = -0.06 dB
Peak SAR (extrapolated) = 0.466 W/kg
SAR(1 g) = 0.272 W/kg; SAR(10 g) = 0.170 W/kg
Maximum value of SAR (measured) = 0.293 W/kg

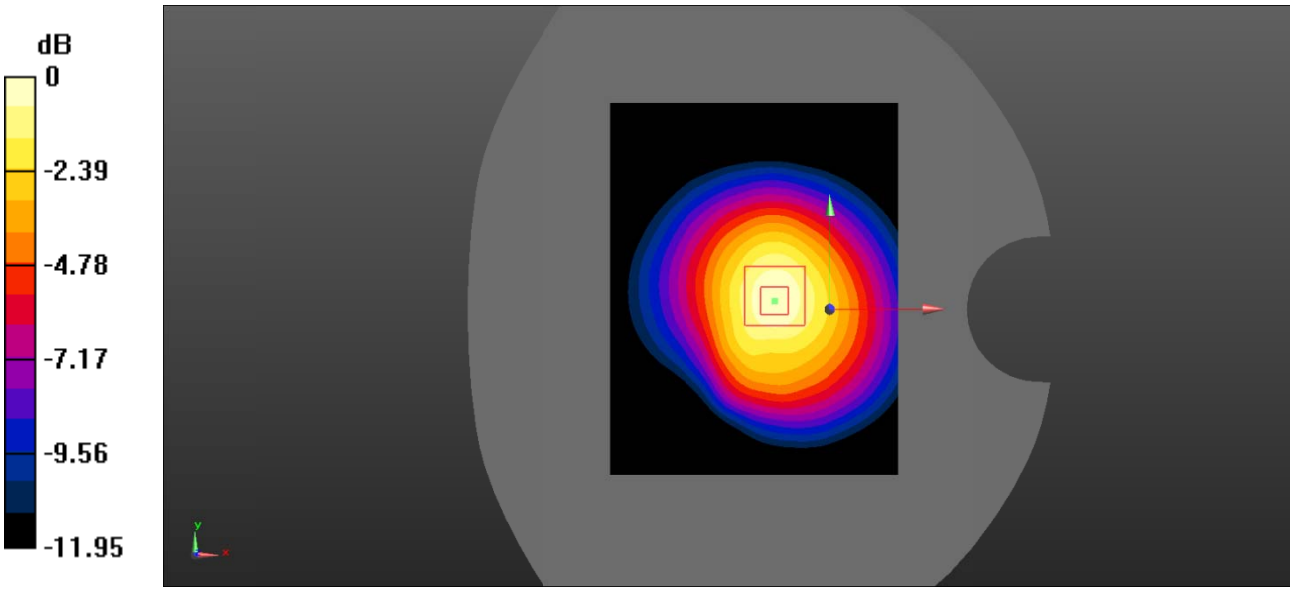

0 dB = 0.293 W/kg = -5.33 dBW/kg

Test Plot 50#: LTE Band 2_Head Left Cheek_1RB_Middle

DUT: Mobile phone; Type: X689D; Serial: SZ1210204-04123E-SA-S_DD;

Communication System: Generic FDD-LTE; Frequency: 1880 MHz;Duty Cycle: 1:1
Medium parameters used: f = 1880 MHz; σ = 1.399 S/m; ε_r = 39.98; ρ = 1000 kg/m^3 ;
Phantom section: Left Section

DASY5 Configuration:

- Probe: EX3DV4 - SN7522; ConvF(7.95, 7.95, 7.95)
- Sensor-Surface: 4mm (Mechanical Surface Detection)
- Electronics: DAE4 SN1562;Calibrated: 1/19/2021
- Phantom: SAM-Twin V8.0 P1aP2a; Type: QD 000 P41 AA; Serial: 1962
- Measurement SW: DASY52, Version 52.10 (2) ;

Area Scan (71x91x1): Interpolated grid: dx=1.500 mm, dy=1.500 mm
Maximum value of SAR (interpolated) = 0.292 W/kg

Zoom Scan (5x5x7)/Cube 0: Measurement grid: dx=8mm, dy=8mm, dz=5mm
Reference Value = 10.53 V/m; Power Drift = 0.05 dB
Peak SAR (extrapolated) = 0.403 W/kg
SAR(1 g) = 0.237 W/kg; SAR(10 g) = 0.127 W/kg
Maximum value of SAR (measured) = 0.257 W/kg

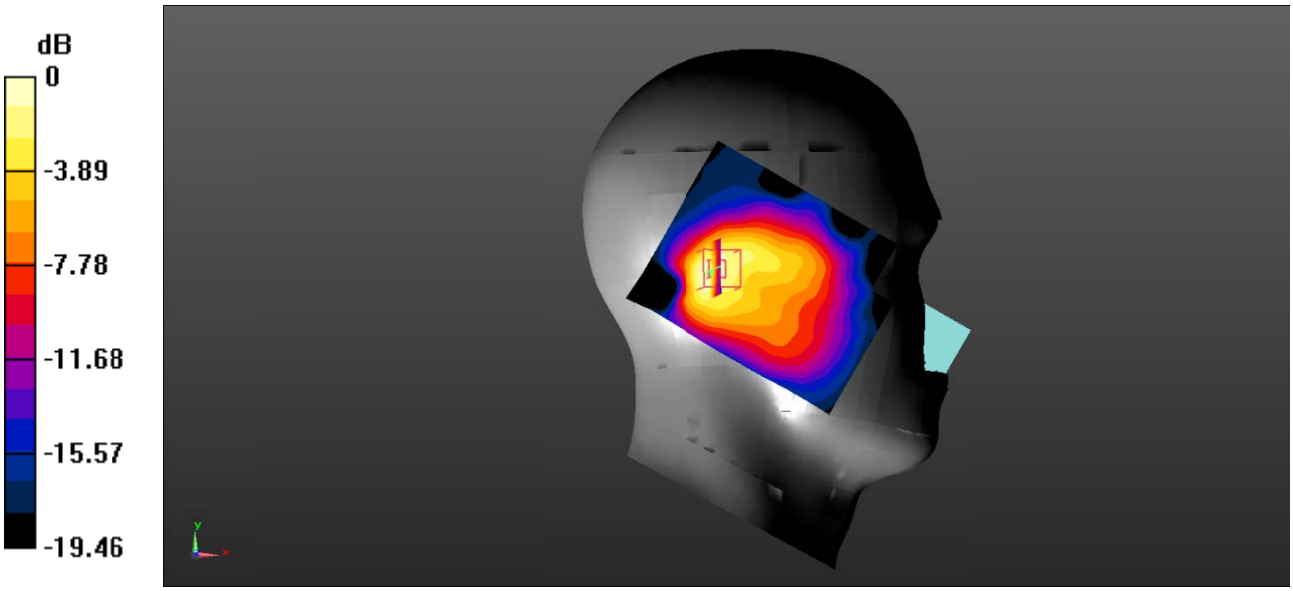

0 dB = 0.257 W/kg = -5.90 dBW/kg

Test Plot 51#: LTE Band 2_Head Left Cheek_50%RB_Middle

DUT: Mobile phone; Type: X689D; Serial: SZ1210204-04123E-SA-S_DD;

Communication System: Generic FDD-LTE; Frequency: 1880 MHz;Duty Cycle: 1:1
Medium parameters used: f = 1880 MHz; σ = 1.399 S/m; ε_r = 39.98; ρ = 1000 kg/m^3 ;
Phantom section: Left Section

DASY5 Configuration:

- Probe: EX3DV4 - SN7522; ConvF(7.95, 7.95, 7.95)
- Sensor-Surface: 4mm (Mechanical Surface Detection)
- Electronics: DAE4 SN1562;Calibrated: 1/19/2021
- Phantom: SAM-Twin V8.0 P1aP2a; Type: QD 000 P41 AA; Serial: 1962
- Measurement SW: DASY52, Version 52.10 (2) ;

Area Scan (71x91x1): Interpolated grid: dx=1.500 mm, dy=1.500 mm
Maximum value of SAR (interpolated) = 0.220 W/kg

Zoom Scan (5x5x7)/Cube 0: Measurement grid: dx=8mm, dy=8mm, dz=5mm
Reference Value = 9.877 V/m; Power Drift = 0.10 dB
Peak SAR (extrapolated) = 0.334 W/kg
SAR(1 g) = 0.199 W/kg; SAR(10 g) = 0.106 W/kg
Maximum value of SAR (measured) = 0.213 W/kg

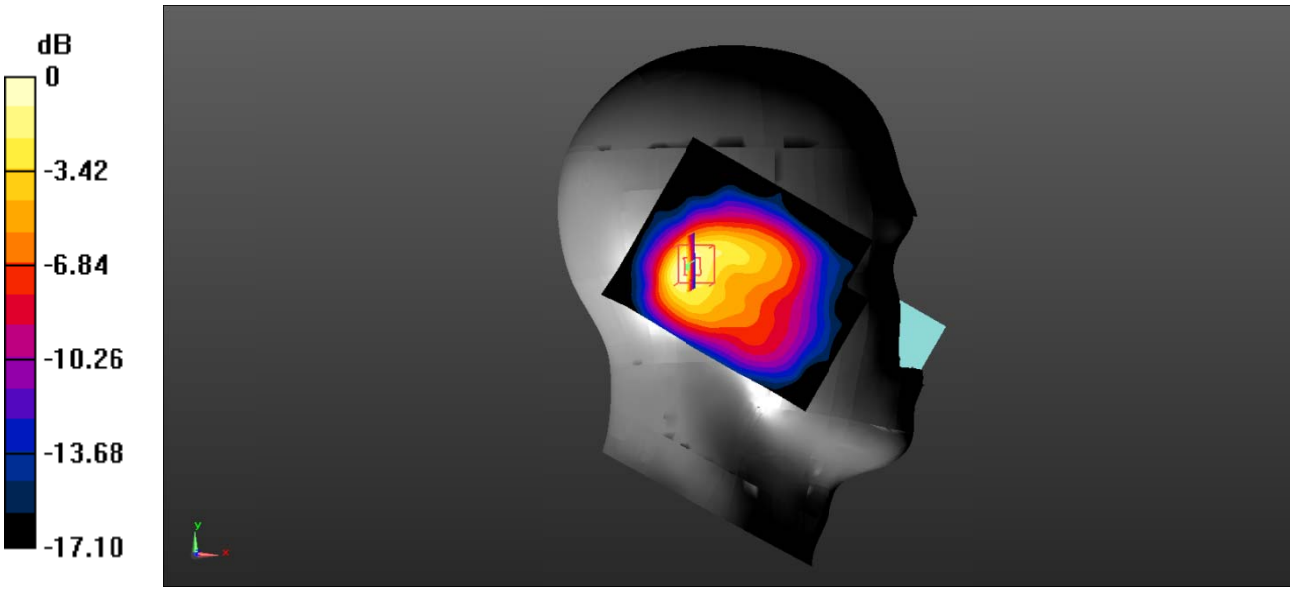

0 dB = 0.213 W/kg = -6.72 dBW/kg

Test Plot 52#: LTE Band 2_Head Left Tilt_1RB_Middle

DUT: Mobile phone; Type: X689D; Serial: SZ1210204-04123E-SA-S_DD;

Communication System: Generic FDD-LTE; Frequency: 1880 MHz;Duty Cycle: 1:1
Medium parameters used: f = 1880 MHz; σ = 1.399 S/m; ε_r = 39.98; ρ = 1000 kg/m^3 ;
Phantom section: Left Section

DASY5 Configuration:

- Probe: EX3DV4 - SN7522; ConvF(7.95, 7.95, 7.95)
- Sensor-Surface: 4mm (Mechanical Surface Detection)
- Electronics: DAE4 SN1562;Calibrated: 1/19/2021
- Phantom: SAM-Twin V8.0 P1aP2a; Type: QD 000 P41 AA; Serial: 1962
- Measurement SW: DASY52, Version 52.10 (2) ;

Area Scan (71x91x1): Interpolated grid: dx=1.500 mm, dy=1.500 mm
Maximum value of SAR (interpolated) = 0.517 W/kg

Zoom Scan (5x5x7)/Cube 0: Measurement grid: dx=8mm, dy=8mm, dz=5mm
Reference Value = 15.45 V/m; Power Drift = -0.01 dB
Peak SAR (extrapolated) = 0.790 W/kg
SAR(1 g) = 0.440 W/kg; SAR(10 g) = 0.221 W/kg
Maximum value of SAR (measured) = 0.492 W/kg

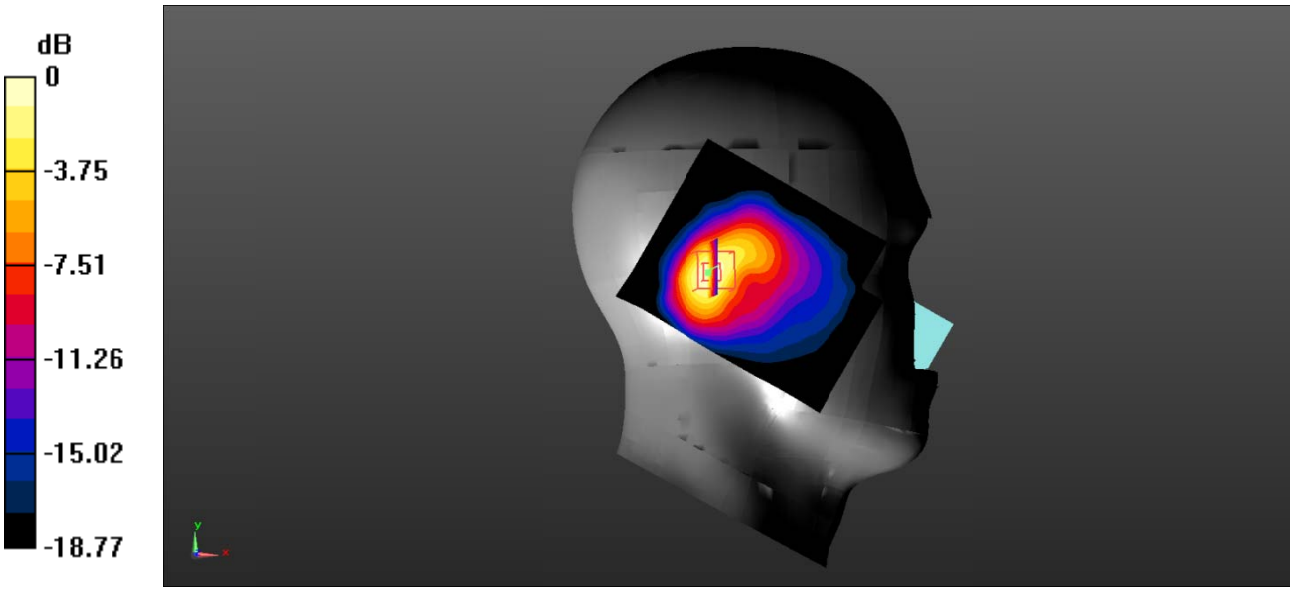

0 dB = 0.492 W/kg = -3.08 dBW/kg

Test Plot 53#: LTE Band 2_Head Left Tilt_50%RB_Middle

DUT: Mobile phone; Type: X689D; Serial: SZ1210204-04123E-SA-S_DD;

Communication System: Generic FDD-LTE; Frequency: 1880 MHz;Duty Cycle: 1:1
Medium parameters used: f = 1880 MHz; σ = 1.399 S/m; ε_r = 39.98; ρ = 1000 kg/m^3 ;
Phantom section: Left Section

DASY5 Configuration:

- Probe: EX3DV4 - SN7522; ConvF(7.95, 7.95, 7.95)
- Sensor-Surface: 4mm (Mechanical Surface Detection)
- Electronics: DAE4 SN1562;Calibrated: 1/19/2021
- Phantom: SAM-Twin V8.0 P1aP2a; Type: QD 000 P41 AA; Serial: 1962
- Measurement SW: DASY52, Version 52.10 (2) ;

Area Scan (71x91x1): Interpolated grid: dx=1.500 mm, dy=1.500 mm
Maximum value of SAR (interpolated) = 0.444 W/kg

Zoom Scan (5x5x7)/Cube 0: Measurement grid: dx=8mm, dy=8mm, dz=5mm
Reference Value = 14.30 V/m; Power Drift = -0.02 dB
Peak SAR (extrapolated) = 0.682 W/kg
SAR(1 g) = 0.377 W/kg; SAR(10 g) = 0.188 W/kg
Maximum value of SAR (measured) = 0.423 W/kg

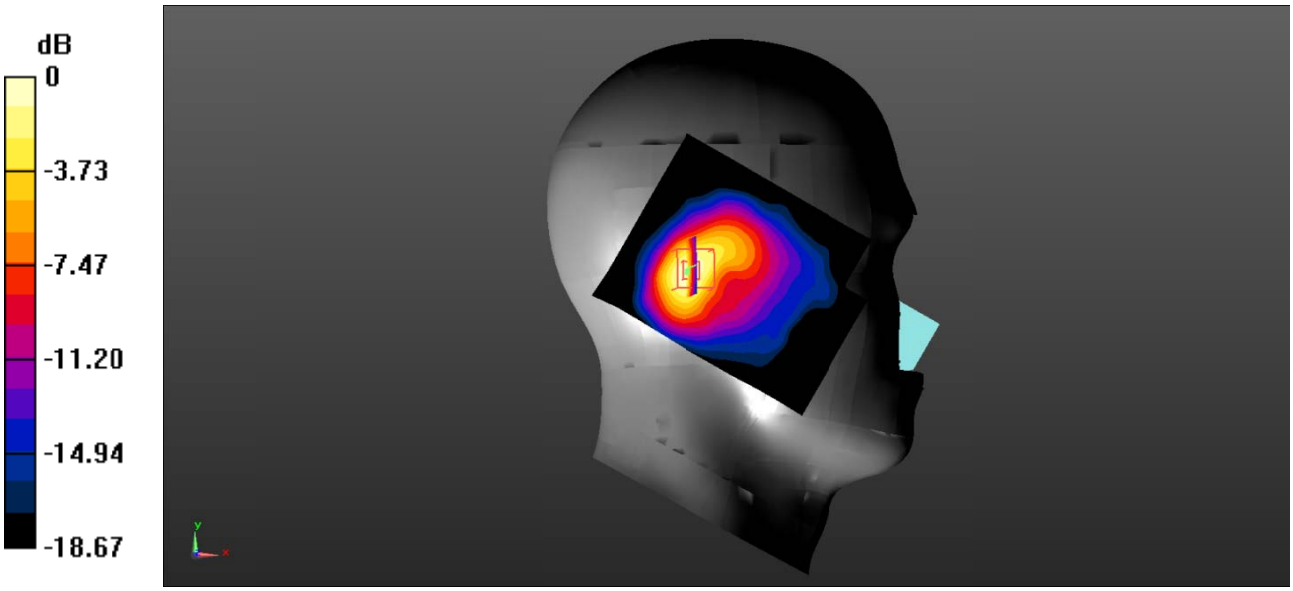

0 dB = 0.423 W/kg = -3.74 dBW/kg

Test Plot 54#: LTE Band 2_Head Right Cheek_1RB_Middle

DUT: Mobile phone; Type: X689D; Serial: SZ1210204-04123E-SA-S_DD;

Communication System: Generic FDD-LTE; Frequency: 1880 MHz;Duty Cycle: 1:1
Medium parameters used: f = 1880 MHz; σ = 1.399 S/m; ε_r = 39.98; ρ = 1000 kg/m^3 ;
Phantom section: Right Section

DASY5 Configuration:

- Probe: EX3DV4 - SN7522; ConvF(7.95, 7.95, 7.95)
- Sensor-Surface: 4mm (Mechanical Surface Detection)
- Electronics: DAE4 SN1562;Calibrated: 1/19/2021
- Phantom: SAM-Twin V8.0 P1aP2a; Type: QD 000 P41 AA; Serial: 1962
- Measurement SW: DASY52, Version 52.10 (2) ;

Area Scan (71x91x1): Interpolated grid: dx=1.500 mm, dy=1.500 mm
Maximum value of SAR (interpolated) = 0.500 W/kg

Zoom Scan (5x5x7)/Cube 0: Measurement grid: dx=8mm, dy=8mm, dz=5mm
Reference Value = 8.909 V/m; Power Drift = -0.04 dB
Peak SAR (extrapolated) = 0.848 W/kg
SAR(1 g) = 0.445 W/kg; SAR(10 g) = 0.215 W/kg
Maximum value of SAR (measured) = 0.518 W/kg

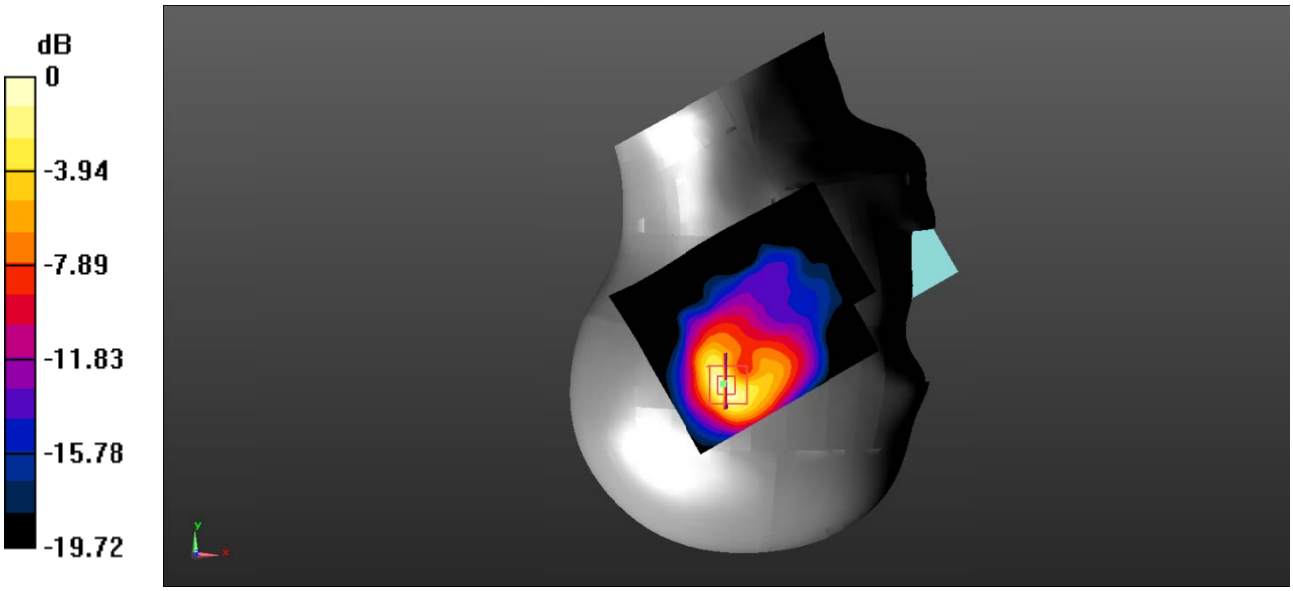

0 dB = 0.518 W/kg = -2.86 dBW/kg

Test Plot 55#: LTE Band 2_Head Right Cheek_50%RB_Middle

DUT: Mobile phone; Type: X689D; Serial: SZ1210204-04123E-SA-S_DD;

Communication System: Generic FDD-LTE; Frequency: 1880 MHz;Duty Cycle: 1:1
Medium parameters used: f = 1880 MHz; σ = 1.399 S/m; ε_r = 39.98; ρ = 1000 kg/m^3 ;
Phantom section: Right Section

DASY5 Configuration:

- Probe: EX3DV4 - SN7522; ConvF(7.95, 7.95, 7.95)
- Sensor-Surface: 4mm (Mechanical Surface Detection)
- Electronics: DAE4 SN1562;Calibrated: 1/19/2021
- Phantom: SAM-Twin V8.0 P1aP2a; Type: QD 000 P41 AA; Serial: 1962
- Measurement SW: DASY52, Version 52.10 (2) ;

Area Scan (71x91x1): Interpolated grid: dx=1.500 mm, dy=1.500 mm
Maximum value of SAR (interpolated) = 0.427 W/kg

Zoom Scan (5x5x7)/Cube 0: Measurement grid: dx=8mm, dy=8mm, dz=5mm
Reference Value = 8.116 V/m; Power Drift = 0.17 dB
Peak SAR (extrapolated) = 0.728 W/kg
SAR(1 g) = 0.381 W/kg; SAR(10 g) = 0.185 W/kg
Maximum value of SAR (measured) = 0.442 W/kg

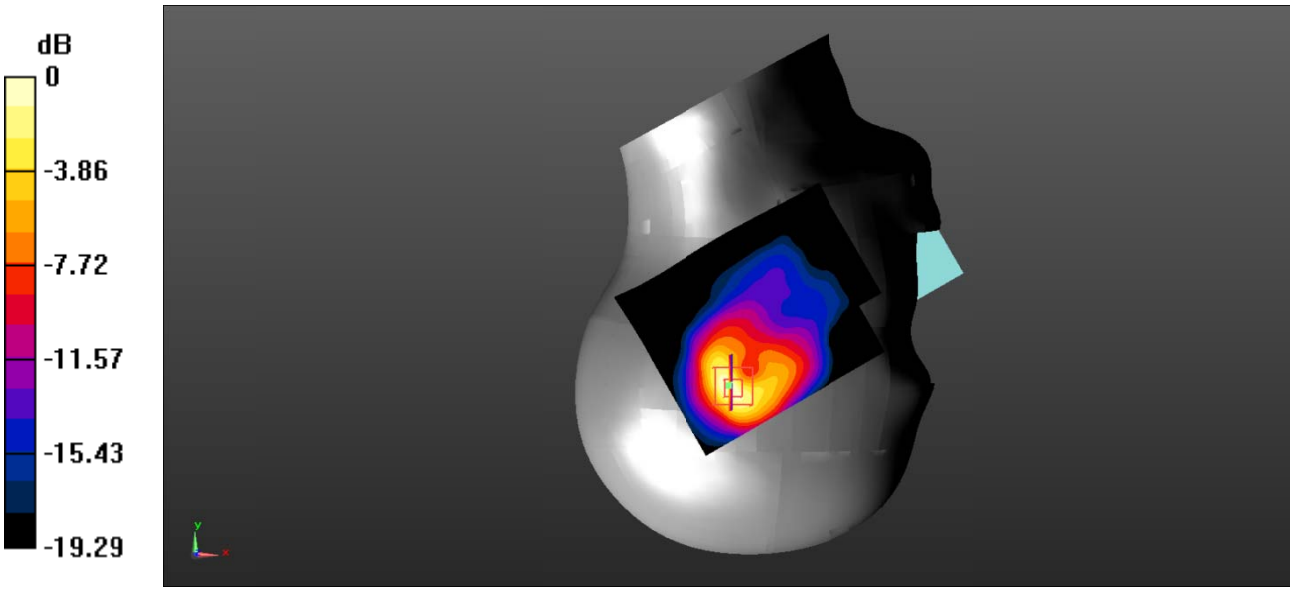

0 dB = 0.442 W/kg = -3.55 dBW/kg

Test Plot 56#: LTE Band 2_Head Right Tilt_1RB_Middle

DUT: Mobile phone; Type: X689D; Serial: SZ1210204-04123E-SA-S_DD;

Communication System: Generic FDD-LTE; Frequency: 1880 MHz;Duty Cycle: 1:1
Medium parameters used: f = 1880 MHz; σ = 1.399 S/m; ε_r = 39.98; ρ = 1000 kg/m^3 ;
Phantom section: Right Section

DASY5 Configuration:

- Probe: EX3DV4 - SN7522; ConvF(7.95, 7.95, 7.95)
- Sensor-Surface: 4mm (Mechanical Surface Detection)
- Electronics: DAE4 SN1562;Calibrated: 1/19/2021
- Phantom: SAM-Twin V8.0 P1aP2a; Type: QD 000 P41 AA; Serial: 1962
- Measurement SW: DASY52, Version 52.10 (2) ;

Area Scan (71x91x1): Interpolated grid: dx=1.500 mm, dy=1.500 mm
Maximum value of SAR (interpolated) = 0.772 W/kg

Zoom Scan (5x5x7)/Cube 0: Measurement grid: dx=8mm, dy=8mm, dz=5mm
Reference Value = 11.16 V/m; Power Drift = -0.09 dB
Peak SAR (extrapolated) = 1.41 W/kg
SAR(1 g) = 0.701 W/kg; SAR(10 g) = 0.321 W/kg
Maximum value of SAR (measured) = 0.847 W/kg

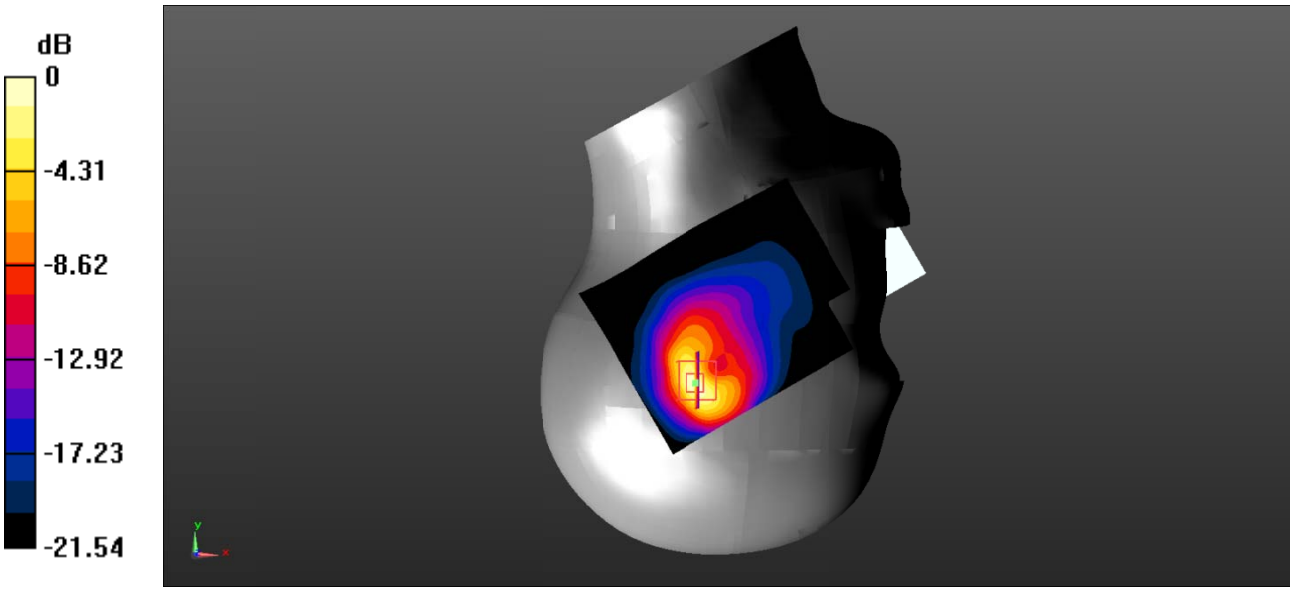

0 dB = 0.847 W/kg = -0.72 dBW/kg

Test Plot 57#: LTE Band 2_Head Right Tilt_50%RB_Middle

DUT: Mobile phone; Type: X689D; Serial: SZ1210204-04123E-SA-S_DD;

Communication System: Generic FDD-LTE; Frequency: 1880 MHz;Duty Cycle: 1:1
Medium parameters used: f = 1880 MHz; σ = 1.399 S/m; ε_r = 39.98; ρ = 1000 kg/m^3 ;
Phantom section: Right Section

DASY5 Configuration:

- Probe: EX3DV4 - SN7522; ConvF(7.95, 7.95, 7.95)
- Sensor-Surface: 4mm (Mechanical Surface Detection)
- Electronics: DAE4 SN1562;Calibrated: 1/19/2021
- Phantom: SAM-Twin V8.0 P1aP2a; Type: QD 000 P41 AA; Serial: 1962
- Measurement SW: DASY52, Version 52.10 (2) ;

Area Scan (71x91x1): Interpolated grid: dx=1.500 mm, dy=1.500 mm
Maximum value of SAR (interpolated) = 0.696 W/kg

Zoom Scan (5x5x7)/Cube 0: Measurement grid: dx=8mm, dy=8mm, dz=5mm
Reference Value = 9.630 V/m; Power Drift = -0.10 dB
Peak SAR (extrapolated) = 1.25 W/kg
SAR(1 g) = 0.602 W/kg; SAR(10 g) = 0.274 W/kg
Maximum value of SAR (measured) = 0.690 W/kg

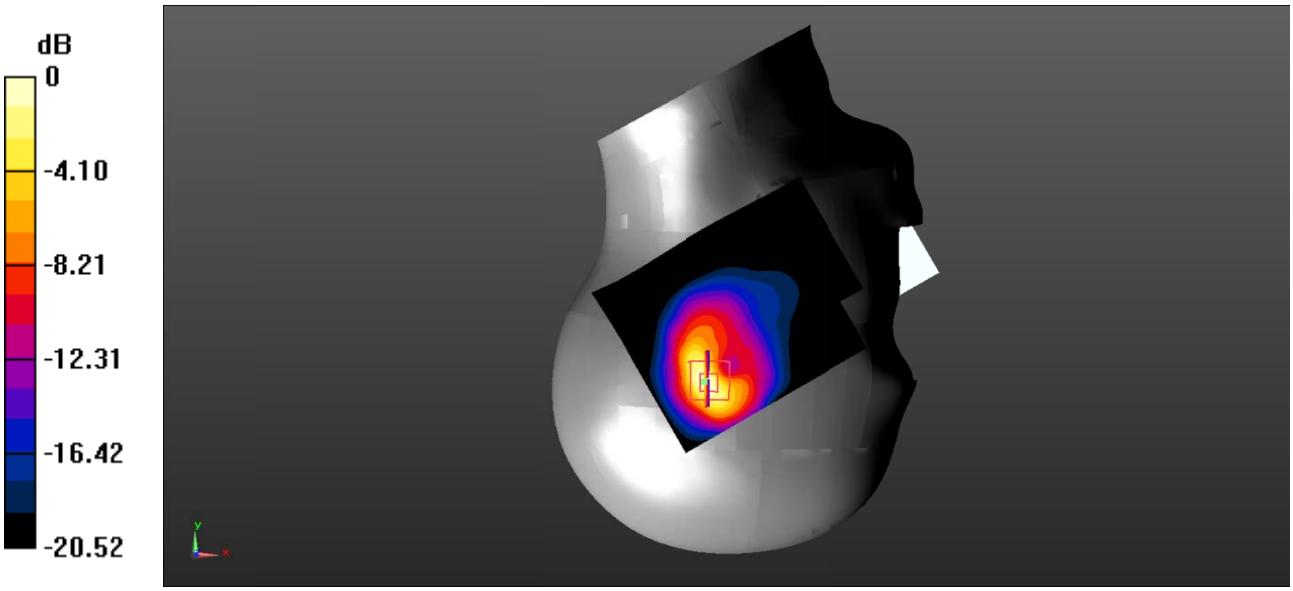

0 dB = 0.690 W/kg = -1.61 dBW/kg

Test Plot 58#: LTE Band 2_Body Back_1RB_Middle

DUT: Mobile phone; Type: X689D; Serial: SZ1210204-04123E-SA-S_DD;

Communication System: Generic FDD-LTE; Frequency: 1880 MHz;Duty Cycle: 1:1
Medium parameters used: f = 1880 MHz; σ = 1.399 S/m; ε_r = 39.98; ρ = 1000 kg/m^3 ;
Phantom section: Flat Section

DASY5 Configuration:

- Probe: EX3DV4 - SN7522; ConvF(7.95, 7.95, 7.95)
- Sensor-Surface: 4mm (Mechanical Surface Detection)
- Electronics: DAE4 SN1562;Calibrated: 1/19/2021
- Phantom: SAM-Twin V8.0 P1aP2a; Type: QD 000 P41 AA; Serial: 1962
- Measurement SW: DASY52, Version 52.10 (2) ;

Area Scan (71x91x1): Interpolated grid: dx=1.500 mm, dy=1.500 mm
Maximum value of SAR (interpolated) = 0.187 W/kg

Zoom Scan (5x5x7)/Cube 0: Measurement grid: dx=8mm, dy=8mm, dz=5mm
Reference Value = 6.577 V/m; Power Drift = 0.13 dB
Peak SAR (extrapolated) = 0.259 W/kg
SAR(1 g) = 0.152 W/kg; SAR(10 g) = 0.084 W/kg
Maximum value of SAR (measured) = 0.168 W/kg

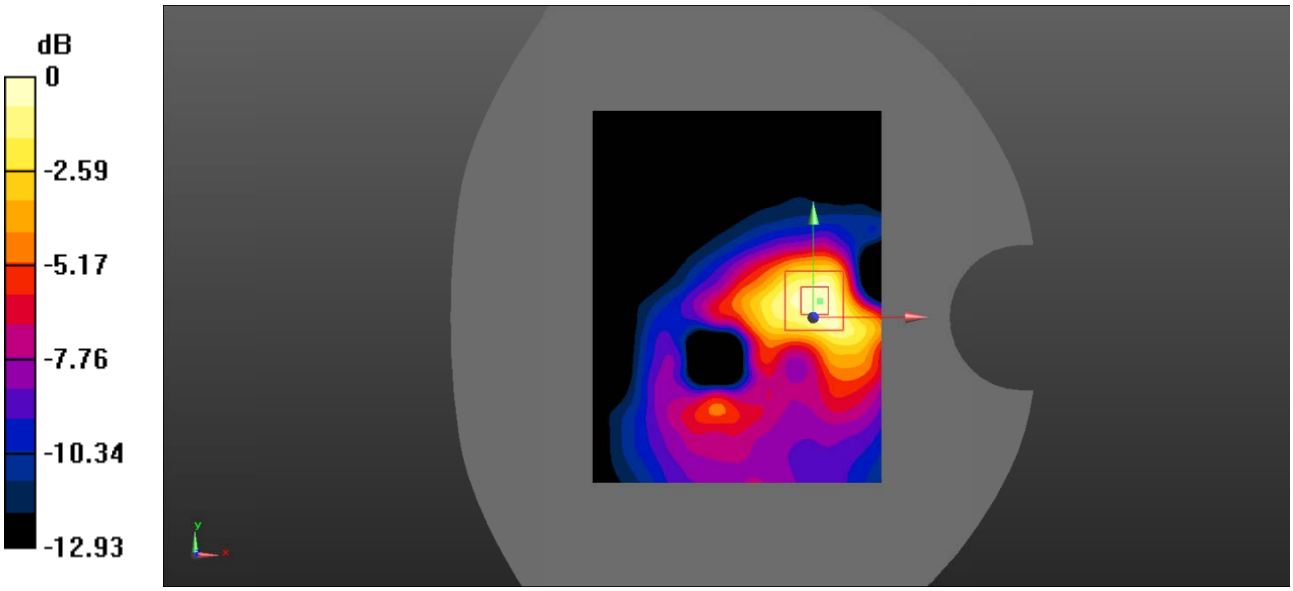

0 dB = 0.168 W/kg = -7.75 dBW/kg

Test Plot 59#: LTE Band 2_Body Back_50%RB_Middle

DUT: Mobile phone; Type: X689D; Serial: SZ1210204-04123E-SA-S_DD;

Communication System: Generic FDD-LTE; Frequency: 1880 MHz;Duty Cycle: 1:1
Medium parameters used: f = 1880 MHz; σ = 1.399 S/m; ε_r = 39.98; ρ = 1000 kg/m^3 ;
Phantom section: Flat Section

DASY5 Configuration:

- Probe: EX3DV4 - SN7522; ConvF(7.95, 7.95, 7.95)
- Sensor-Surface: 4mm (Mechanical Surface Detection)
- Electronics: DAE4 SN1562;Calibrated: 1/19/2021
- Phantom: SAM-Twin V8.0 P1aP2a; Type: QD 000 P41 AA; Serial: 1962
- Measurement SW: DASY52, Version 52.10 (2) ;

Area Scan (71x91x1): Interpolated grid: dx=1.500 mm, dy=1.500 mm
Maximum value of SAR (interpolated) = 0.137 W/kg

Zoom Scan (5x5x7)/Cube 0: Measurement grid: dx=8mm, dy=8mm, dz=5mm
Reference Value = 6.222 V/m; Power Drift = 0.13 dB
Peak SAR (extrapolated) = 0.445 W/kg
SAR(1 g) = 0.139 W/kg; SAR(10 g) = 0.053 W/kg
Maximum value of SAR (measured) = 0.144 W/kg

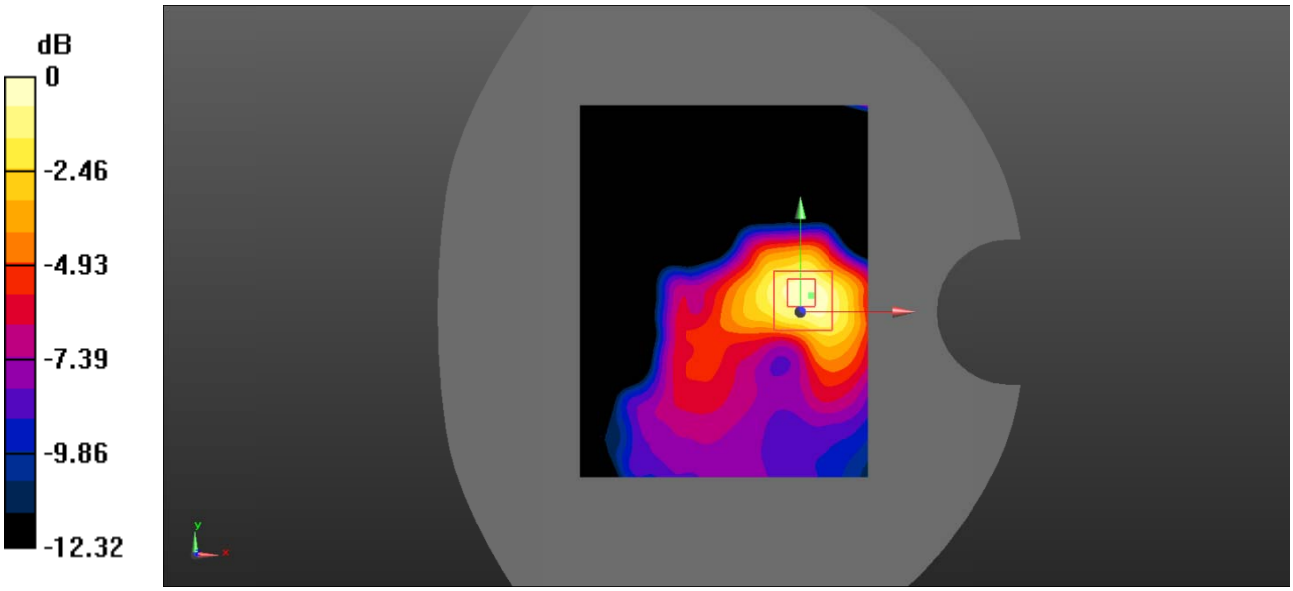

0 dB = 0.144 W/kg = -8.42 dBW/kg

Test Plot 60#: LTE Band 2_Body Left_1RB_Middle

DUT: Mobile phone; Type: X689D; Serial: SZ1210204-04123E-SA-S_DD;

Communication System: Generic FDD-LTE; Frequency: 1880 MHz;Duty Cycle: 1:1
Medium parameters used: f = 1880 MHz; σ = 1.399 S/m; ε_r = 39.98; ρ = 1000 kg/m^3 ;
Phantom section: Flat Section

DASY5 Configuration:

- Probe: EX3DV4 - SN7522; ConvF(7.95, 7.95, 7.95)
- Sensor-Surface: 4mm (Mechanical Surface Detection)
- Electronics: DAE4 SN1562;Calibrated: 1/19/2021
- Phantom: SAM-Twin V8.0 P1aP2a; Type: QD 000 P41 AA; Serial: 1962
- Measurement SW: DASY52, Version 52.10 (2) ;

Area Scan (51x131x1): Interpolated grid: dx=1.500 mm, dy=1.500 mm
Maximum value of SAR (interpolated) = 0.0315 W/kg

Zoom Scan (5x5x7)/Cube 0: Measurement grid: dx=8mm, dy=8mm, dz=5mm
Reference Value = 3.632 V/m; Power Drift = 0.00 dB
Peak SAR (extrapolated) = 0.0540 W/kg
SAR(1 g) = 0.030 W/kg; SAR(10 g) = 0.017 W/kg
Maximum value of SAR (measured) = 0.0317 W/kg

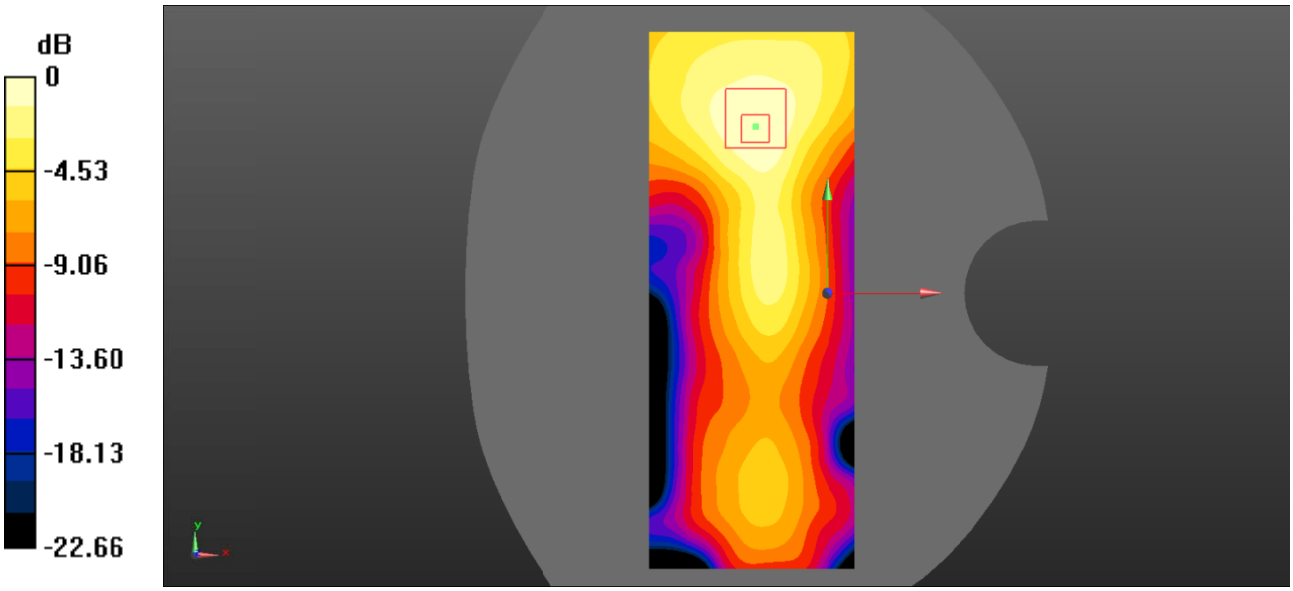

0 dB = 0.0317 W/kg = -14.99 dBW/kg

Test Plot 61#: LTE Band 2_Body Left_50%RB_Middle

DUT: Mobile phone; Type: X689D; Serial: SZ1210204-04123E-SA-S_DD;

Communication System: Generic FDD-LTE; Frequency: 1880 MHz;Duty Cycle: 1:1
Medium parameters used: f = 1880 MHz; σ = 1.399 S/m; ε_r = 39.98; ρ = 1000 kg/m^3 ;
Phantom section: Flat Section

DASY5 Configuration:

- Probe: EX3DV4 - SN7522; ConvF(7.95, 7.95, 7.95)
- Sensor-Surface: 4mm (Mechanical Surface Detection)
- Electronics: DAE4 SN1562;Calibrated: 1/19/2021
- Phantom: SAM-Twin V8.0 P1aP2a; Type: QD 000 P41 AA; Serial: 1962
- Measurement SW: DASY52, Version 52.10 (2) ;

Area Scan (71x91x1): Interpolated grid: dx=1.500 mm, dy=1.500 mm
Maximum value of SAR (interpolated) = 0.0273 W/kg

Zoom Scan (5x5x7)/Cube 0: Measurement grid: dx=8mm, dy=8mm, dz=5mm
Reference Value = 3.481 V/m; Power Drift = -0.11 dB
Peak SAR (extrapolated) = 0.0460 W/kg
SAR(1 g) = 0.025 W/kg; SAR(10 g) = 0.015 W/kg
Maximum value of SAR (measured) = 0.0274 W/kg

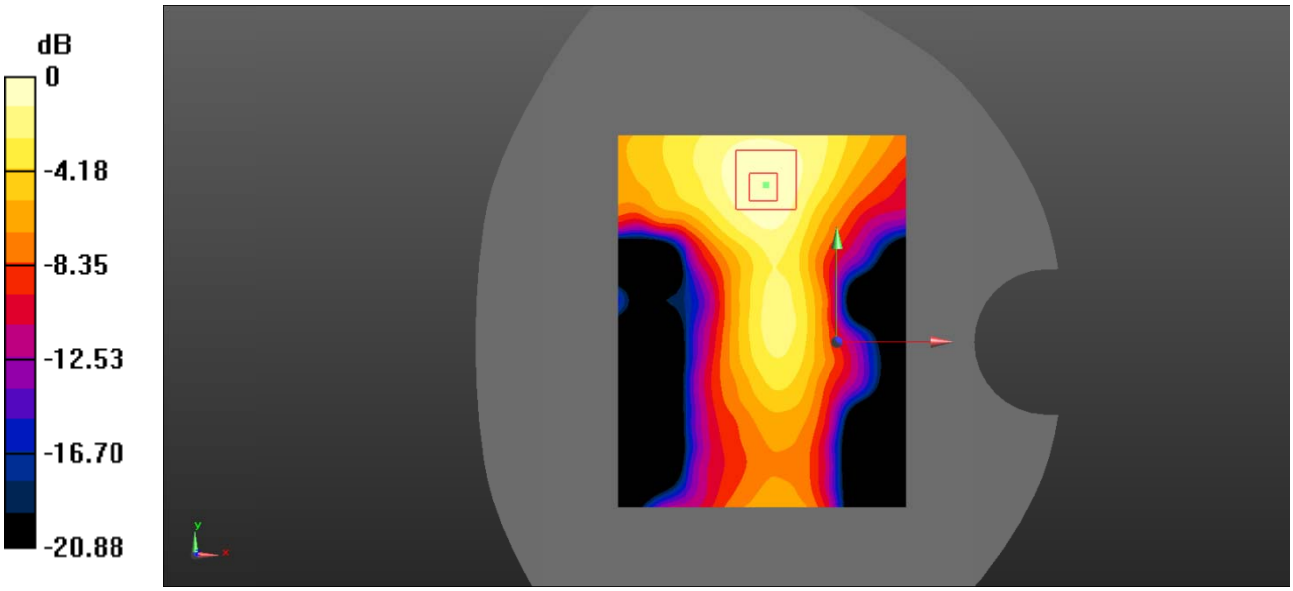

0 dB = 0.0274 W/kg = -15.62 dBW/kg

Test Plot 62#: LTE Band 2_Body Top_1RB_Middle

DUT: Mobile phone; Type: X689D; Serial: SZ1210204-04123E-SA-S_DD;

Communication System: Generic FDD-LTE; Frequency: 1880 MHz;Duty Cycle: 1:1
Medium parameters used: f = 1880 MHz; σ = 1.399 S/m; ε_r = 39.98; ρ = 1000 kg/m^3 ;
Phantom section: Flat Section

DASY5 Configuration:

- Probe: EX3DV4 - SN7522; ConvF(7.95, 7.95, 7.95)
- Sensor-Surface: 4mm (Mechanical Surface Detection)
- Electronics: DAE4 SN1562;Calibrated: 1/19/2021
- Phantom: SAM-Twin V8.0 P1aP2a; Type: QD 000 P41 AA; Serial: 1962
- Measurement SW: DASY52, Version 52.10 (2) ;

Area Scan (71x91x1): Interpolated grid: dx=1.500 mm, dy=1.500 mm
Maximum value of SAR (interpolated) = 0.226 W/kg

Zoom Scan (5x5x7)/Cube 0: Measurement grid: dx=8mm, dy=8mm, dz=5mm
Reference Value = 9.437 V/m; Power Drift = -0.07 dB
Peak SAR (extrapolated) = 0.401 W/kg
SAR(1 g) = 0.199 W/kg; SAR(10 g) = 0.095 W/kg
Maximum value of SAR (measured) = 0.219 W/kg

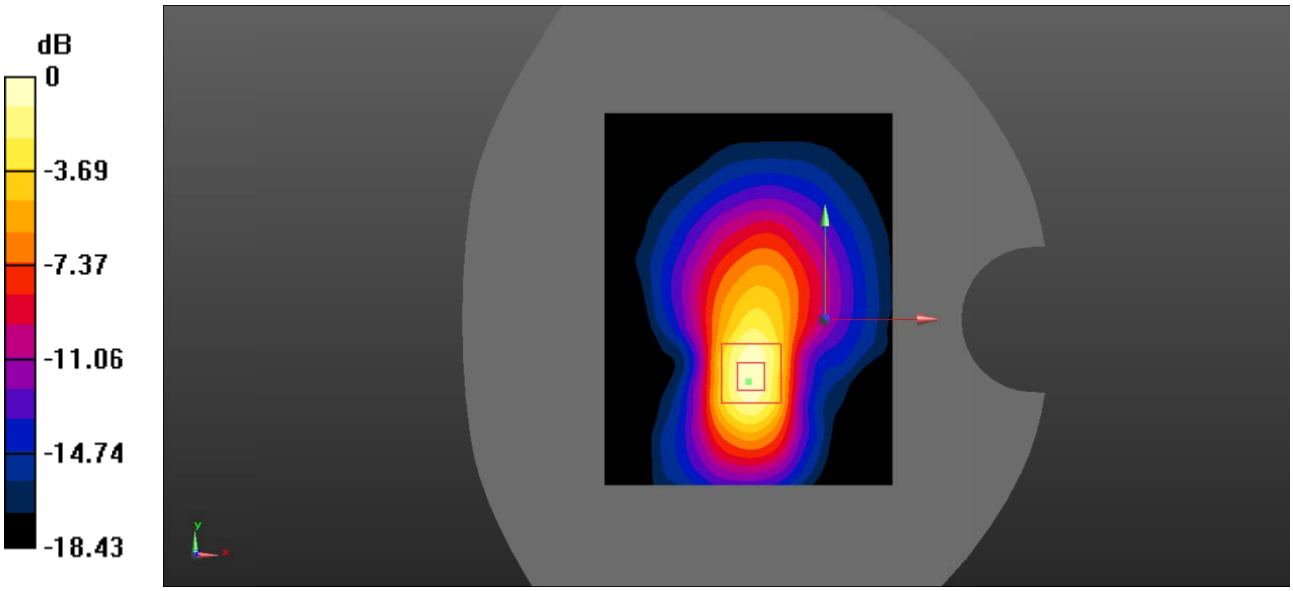

0 dB = 0.219 W/kg = -6.60 dBW/kg

Test Plot 63#: LTE Band 2_Body Top_50%RB_Middle

DUT: Mobile phone; Type: X689D; Serial: SZ1210204-04123E-SA-S_DD;

Communication System: Generic FDD-LTE; Frequency: 1880 MHz;Duty Cycle: 1:1
Medium parameters used: f = 1880 MHz; σ = 1.399 S/m; ε_r = 39.98; ρ = 1000 kg/m^3 ;
Phantom section: Flat Section

DASY5 Configuration:

- Probe: EX3DV4 - SN7522; ConvF(7.95, 7.95, 7.95)
- Sensor-Surface: 4mm (Mechanical Surface Detection)
- Electronics: DAE4 SN1562;Calibrated: 1/19/2021
- Phantom: SAM-Twin V8.0 P1aP2a; Type: QD 000 P41 AA; Serial: 1962
- Measurement SW: DASY52, Version 52.10 (2) ;

Area Scan (71x91x1): Interpolated grid: dx=1.500 mm, dy=1.500 mm
Maximum value of SAR (interpolated) = 0.191 W/kg

Zoom Scan (5x5x7)/Cube 0: Measurement grid: dx=8mm, dy=8mm, dz=5mm
Reference Value = 8.483 V/m; Power Drift = -0.08 dB
Peak SAR (extrapolated) = 0.340 W/kg
SAR(1 g) = 0.168 W/kg; SAR(10 g) = 0.081 W/kg
Maximum value of SAR (measured) = 0.186 W/kg

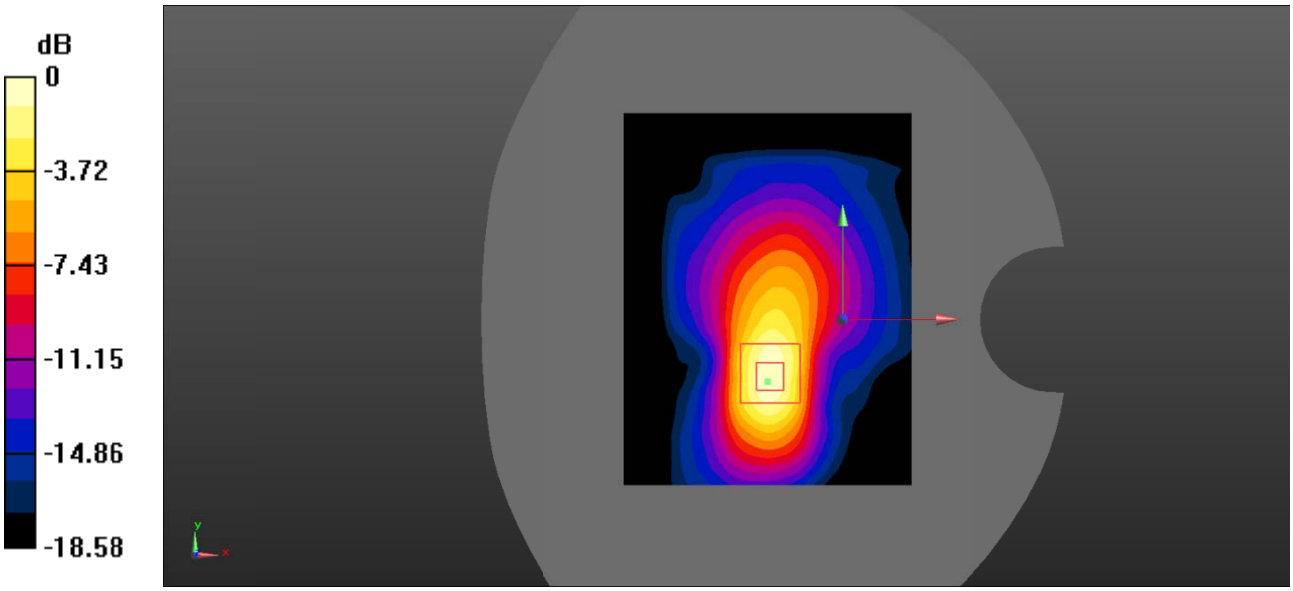

0 dB = 0.186 W/kg = -7.30 dBW/kg

Test Plot 64#: LTE Band 5_Head Left Cheek_1RB_Middle

DUT: Mobile phone; Type: X689D; Serial: SZ1210204-04123E-SA-S_DD;

Communication System: Generic FDD-LTE; Frequency: 836.5 MHz;Duty Cycle: 1:1
Medium parameters used: f = 836.5 MHz; σ = 0.926 S/m; ε_r = 41.569; ρ = 1000 kg/m^3 ;
Phantom section: Left Section

DASY5 Configuration:

- Probe: EX3DV4 - SN7522; ConvF(9.92, 9.92, 9.92)
- Sensor-Surface: 4mm (Mechanical Surface Detection)
- Electronics: DAE4 SN1562;Calibrated: 1/19/2021
- Phantom: SAM-Twin V8.0 P1aP2a; Type: QD 000 P41 AA; Serial: 1962
- Measurement SW: DASY52, Version 52.10 (2) ;

Area Scan (71x91x1): Interpolated grid: dx=1.500 mm, dy=1.500 mm
Maximum value of SAR (interpolated) = 0.745 W/kg

Zoom Scan (5x5x7)/Cube 0: Measurement grid: dx=8mm, dy=8mm, dz=5mm
Reference Value = 25.09 V/m; Power Drift = -0.10 dB
Peak SAR (extrapolated) = 0.921 W/kg
SAR(1 g) = 0.684 W/kg; SAR(10 g) = 0.483 W/kg
Maximum value of SAR (measured) = 0.722 W/kg



0 dB = 0.722 W/kg = -1.41 dBW/kg

Test Plot 65#: LTE Band 5_Head Left Cheek_50%RB_Middle

DUT: Mobile phone; Type: X689D; Serial: SZ1210204-04123E-SA-S_DD;

Communication System: Generic FDD-LTE; Frequency: 836.5 MHz;Duty Cycle: 1:1
Medium parameters used: f = 836.5 MHz; σ = 0.926 S/m; ε_r = 41.569; ρ = 1000 kg/m^3 ;
Phantom section: Left Section

DASY5 Configuration:

- Probe: EX3DV4 - SN7522; ConvF(9.92, 9.92, 9.92)
- Sensor-Surface: 4mm (Mechanical Surface Detection)
- Electronics: DAE4 SN1562;Calibrated: 1/19/2021
- Phantom: SAM-Twin V8.0 P1aP2a; Type: QD 000 P41 AA; Serial: 1962
- Measurement SW: DASY52, Version 52.10 (2) ;

Area Scan (71x91x1): Interpolated grid: dx=1.500 mm, dy=1.500 mm
Maximum value of SAR (interpolated) = 0.577 W/kg

Zoom Scan (5x5x7)/Cube 0: Measurement grid: dx=8mm, dy=8mm, dz=5mm
Reference Value = 21.63 V/m; Power Drift = 0.04 dB
Peak SAR (extrapolated) = 0.727 W/kg
SAR(1 g) = 0.540 W/kg; SAR(10 g) = 0.380 W/kg
Maximum value of SAR (measured) = 0.570 W/kg

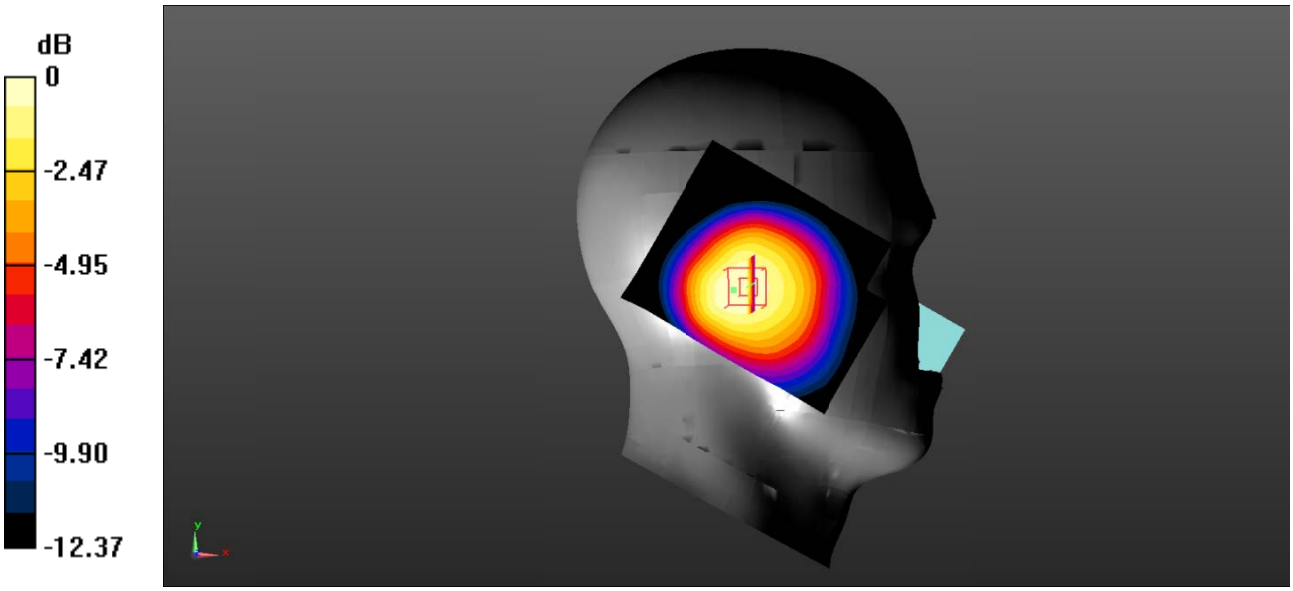

0 dB = 0.570 W/kg = -2.44 dBW/kg

Test Plot 66#: LTE Band 5_Head Left Tilt_1RB_Middle

DUT: Mobile phone; Type: X689D; Serial: SZ1210204-04123E-SA-S_DD;

Communication System: Generic FDD-LTE; Frequency: 836.5 MHz;Duty Cycle: 1:1
Medium parameters used: f = 836.5 MHz; σ = 0.926 S/m; ε_r = 41.569; ρ = 1000 kg/m^3 ;
Phantom section: Left Section

DASY5 Configuration:

- Probe: EX3DV4 - SN7522; ConvF(9.92, 9.92, 9.92)
- Sensor-Surface: 4mm (Mechanical Surface Detection)
- Electronics: DAE4 SN1562;Calibrated: 1/19/2021
- Phantom: SAM-Twin V8.0 P1aP2a; Type: QD 000 P41 AA; Serial: 1962
- Measurement SW: DASY52, Version 52.10 (2) ;

Area Scan (71x91x1): Interpolated grid: dx=1.500 mm, dy=1.500 mm
Maximum value of SAR (interpolated) = 0.769 W/kg

Zoom Scan (5x5x7)/Cube 0: Measurement grid: dx=8mm, dy=8mm, dz=5mm
Reference Value = 26.75 V/m; Power Drift = 0.09 dB
Peak SAR (extrapolated) = 1.05 W/kg
SAR(1 g) = 0.709 W/kg; SAR(10 g) = 0.473 W/kg
Maximum value of SAR (measured) = 0.747 W/kg

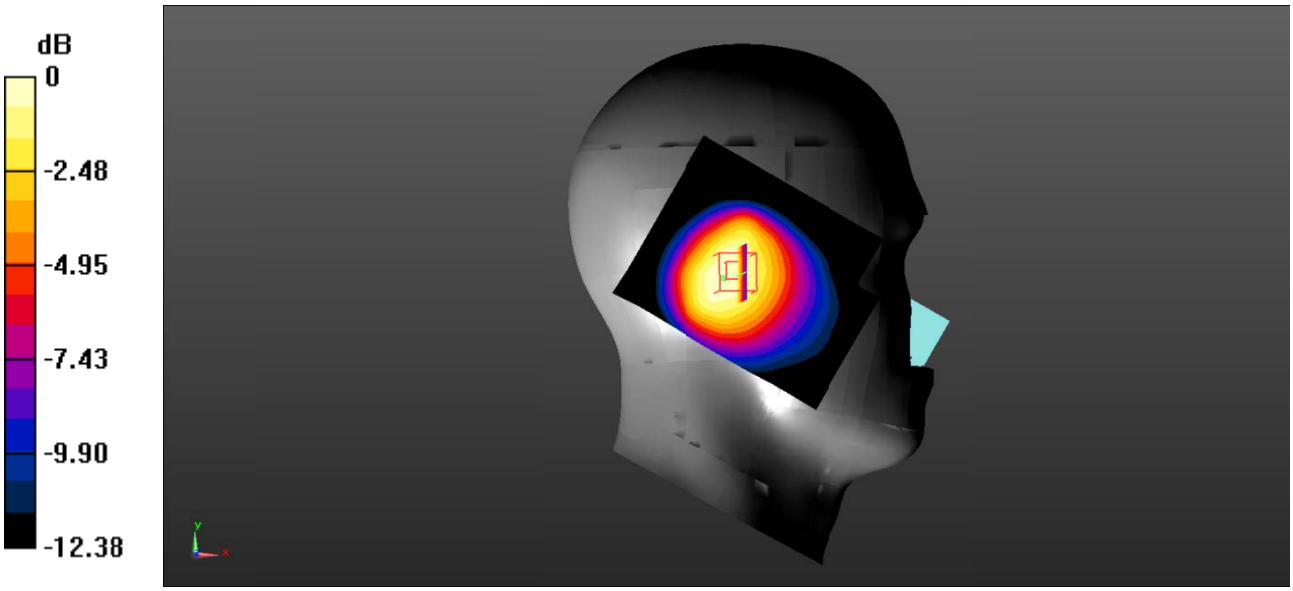

0 dB = 0.747 W/kg = -1.27 dBW/kg

Test Plot 67#: LTE Band 5_Head Left Tilt_50%RB_Middle

DUT: Mobile phone; Type: X689D; Serial: SZ1210204-04123E-SA-S_DD;

Communication System: Generic FDD-LTE; Frequency: 836.5 MHz;Duty Cycle: 1:1
Medium parameters used: f = 836.5 MHz; σ = 0.926 S/m; ε_r = 41.569; ρ = 1000 kg/m^3 ;
Phantom section: Left Section

DASY5 Configuration:

- Probe: EX3DV4 - SN7522; ConvF(9.92, 9.92, 9.92)
- Sensor-Surface: 4mm (Mechanical Surface Detection)
- Electronics: DAE4 SN1562;Calibrated: 1/19/2021
- Phantom: SAM-Twin V8.0 P1aP2a; Type: QD 000 P41 AA; Serial: 1962
- Measurement SW: DASY52, Version 52.10 (2) ;

Area Scan (71x91x1): Interpolated grid: dx=1.500 mm, dy=1.500 mm
Maximum value of SAR (interpolated) = 0.616 W/kg

Zoom Scan (5x5x7)/Cube 0: Measurement grid: dx=8mm, dy=8mm, dz=5mm
Reference Value = 23.96 V/m; Power Drift = -0.01 dB
Peak SAR (extrapolated) = 0.819 W/kg
SAR(1 g) = 0.553 W/kg; SAR(10 g) = 0.369 W/kg
Maximum value of SAR (measured) = 0.578 W/kg

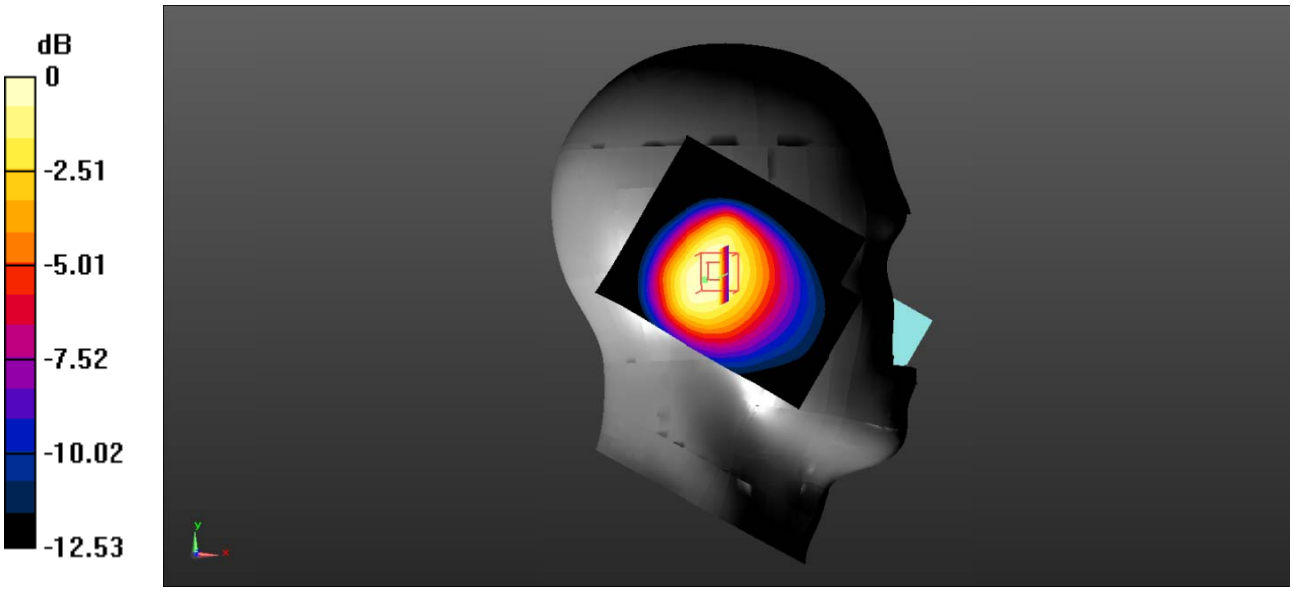

0 dB = 0.578 W/kg = -2.38 dBW/kg

Test Plot 68#: LTE Band 5_Head Right Cheek_1RB_Low

DUT: Mobile phone; Type: X689D; Serial: SZ1210204-04123E-SA-S_DD;

Communication System: Generic FDD-LTE; Frequency: 829 MHz;Duty Cycle: 1:1
Medium parameters used: f = 829 MHz; σ = 0.899 S/m; ε_r = 41.748; ρ = 1000 kg/m^3 ;
Phantom section: Right Section

DASY5 Configuration:

- Probe: EX3DV4 - SN7522; ConvF(9.92, 9.92, 9.92)
- Sensor-Surface: 4mm (Mechanical Surface Detection)
- Electronics: DAE4 SN1562;Calibrated: 1/19/2021
- Phantom: SAM-Twin V8.0 P1aP2a; Type: QD 000 P41 AA; Serial: 1962
- Measurement SW: DASY52, Version 52.10 (2) ;

Area Scan (71x91x1): Interpolated grid: dx=1.500 mm, dy=1.500 mm
Maximum value of SAR (interpolated) = 1.35 W/kg

Zoom Scan (5x5x7)/Cube 0: Measurement grid: dx=8mm, dy=8mm, dz=5mm
Reference Value = 25.43 V/m; Power Drift = 0.00 dB
Peak SAR (extrapolated) = 2.04 W/kg
SAR(1 g) = 1.14 W/kg; SAR(10 g) = 0.731 W/kg
Maximum value of SAR (measured) = 1.17 W/kg

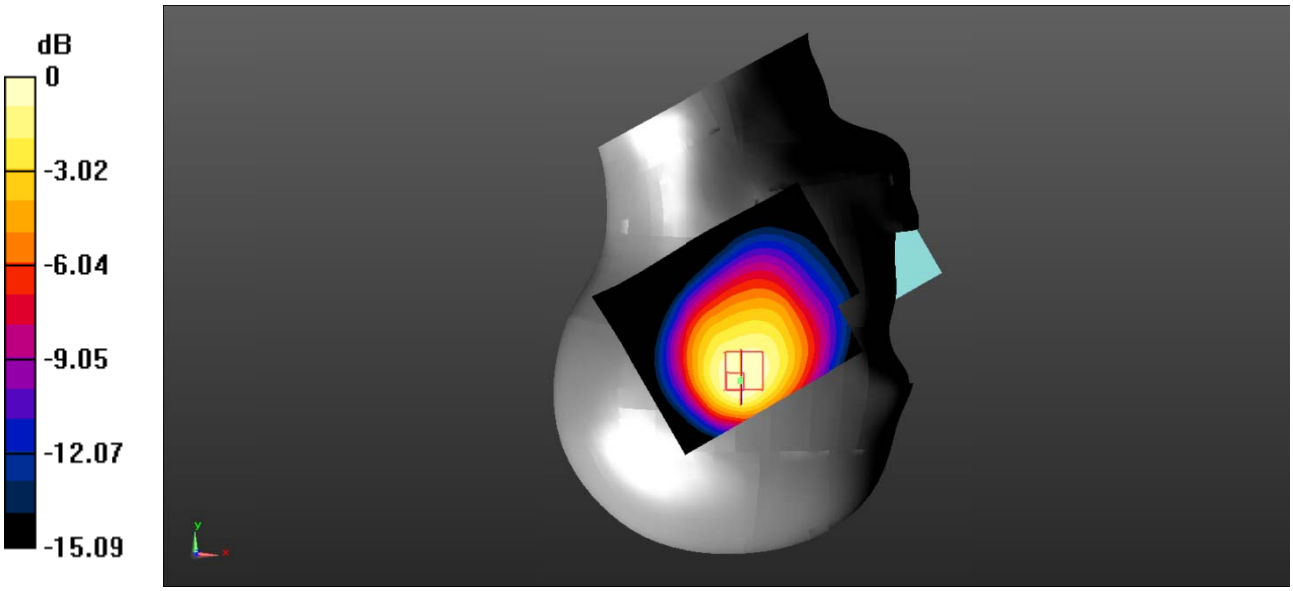

0 dB = 1.17 W/kg = 0.68 dBW/kg

Test Plot 69#: LTE Band 5_Head Right Cheek_1RB_Middle

DUT: Mobile phone; Type: X689D; Serial: SZ1210204-04123E-SA-S_DD;

Communication System: Generic FDD-LTE; Frequency: 836.5 MHz;Duty Cycle: 1:1
Medium parameters used: f = 836.5 MHz; σ = 0.926 S/m; ε_r = 41.569; ρ = 1000 kg/m^3 ;
Phantom section: Right Section

DASY5 Configuration:

- Probe: EX3DV4 - SN7522; ConvF(9.92, 9.92, 9.92)
- Sensor-Surface: 4mm (Mechanical Surface Detection)
- Electronics: DAE4 SN1562;Calibrated: 1/19/2021
- Phantom: SAM-Twin V8.0 P1aP2a; Type: QD 000 P41 AA; Serial: 1962
- Measurement SW: DASY52, Version 52.10 (2) ;

Area Scan (71x91x1): Interpolated grid: dx=1.500 mm, dy=1.500 mm
Maximum value of SAR (interpolated) = 1.57 W/kg

Zoom Scan (5x5x7)/Cube 0: Measurement grid: dx=8mm, dy=8mm, dz=5mm
Reference Value = 25.80 V/m; Power Drift = -0.13 dB
Peak SAR (extrapolated) = 2.29 W/kg
SAR(1 g) = 1.28 W/kg; SAR(10 g) = 0.809 W/kg
Maximum value of SAR (measured) = 1.34 W/kg

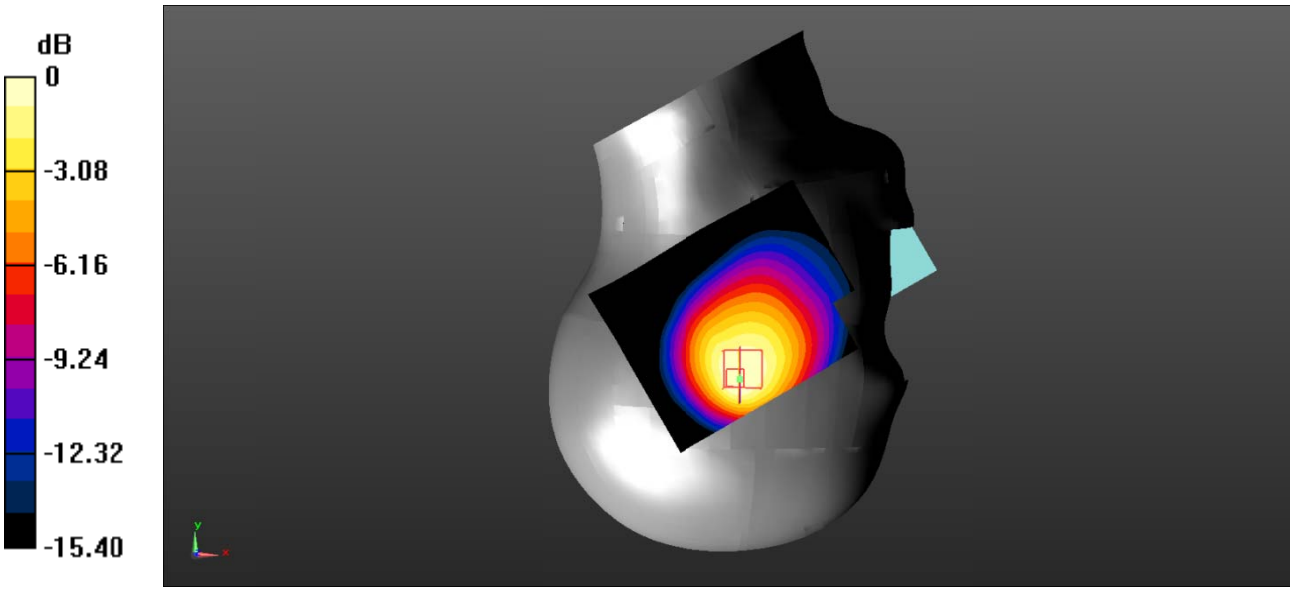

0 dB = 1.34 W/kg = 1.27 dBW/kg

Test Plot 70#: LTE Band 5_Head Right Cheek_1RB_High

DUT: Mobile phone; Type: X689D; Serial: SZ1210204-04123E-SA-S_DD;

Communication System: Generic FDD-LTE; Frequency: 844 MHz;Duty Cycle: 1:1
Medium parameters used: f = 844 MHz; σ = 0.934 S/m; ε_r = 41.8; ρ = 1000 kg/m^3 ;
Phantom section: Right Section

DASY5 Configuration:

- Probe: EX3DV4 - SN7522; ConvF(9.92, 9.92, 9.92)
- Sensor-Surface: 4mm (Mechanical Surface Detection)
- Electronics: DAE4 SN1562;Calibrated: 1/19/2021
- Phantom: SAM-Twin V8.0 P1aP2a; Type: QD 000 P41 AA; Serial: 1962
- Measurement SW: DASY52, Version 52.10 (2) ;

Area Scan (71x91x1): Interpolated grid: dx=1.500 mm, dy=1.500 mm
Maximum value of SAR (interpolated) = 1.29 W/kg

Zoom Scan (5x5x7)/Cube 0: Measurement grid: dx=8mm, dy=8mm, dz=5mm
Reference Value = 24.65 V/m; Power Drift = 0.07 dB
Peak SAR (extrapolated) = 1.99 W/kg
SAR(1 g) = 1.12 W/kg; SAR(10 g) = 0.721 W/kg
Maximum value of SAR (measured) = 1.16 W/kg

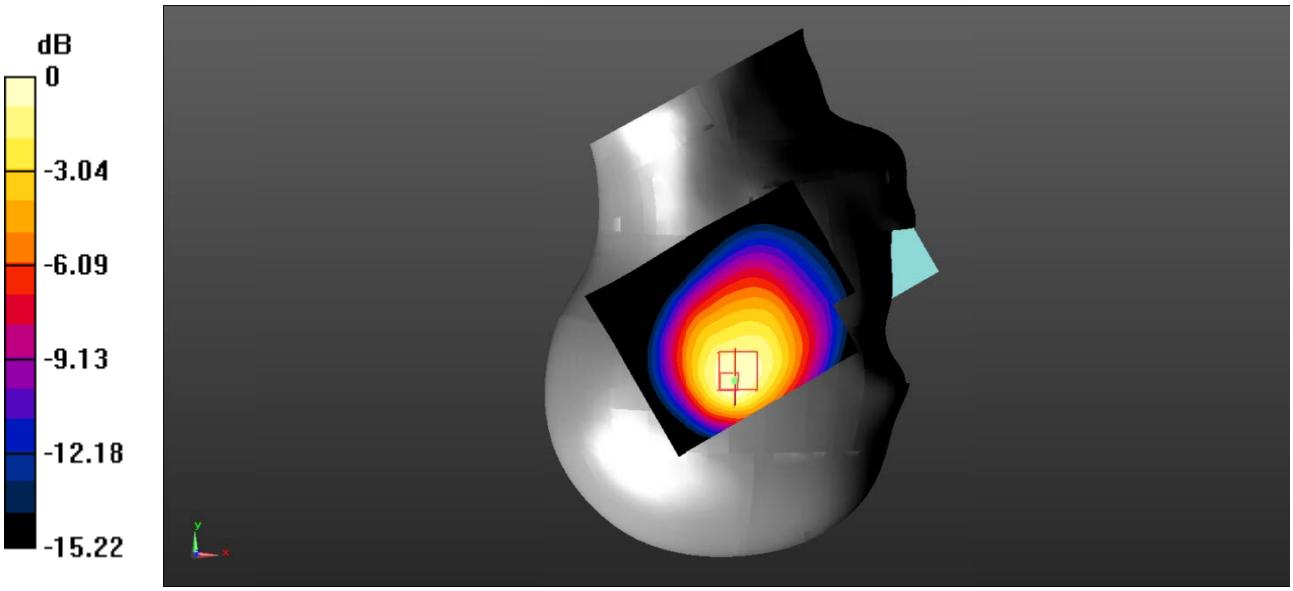

0 dB = 1.16 W/kg = 0.64 dBW/kg

Test Plot 71#: LTE Band 5_Head Right Cheek_50%RB_Low

DUT: Mobile phone; Type: X689D; Serial: SZ1210204-04123E-SA-S_DD;

Communication System: Generic FDD-LTE; Frequency: 829 MHz;Duty Cycle: 1:1
Medium parameters used: f = 829 MHz; σ = 0.899 S/m; ε_r = 41.748; ρ = 1000 kg/m^3 ;
Phantom section: Right Section

DASY5 Configuration:

- Probe: EX3DV4 - SN7522; ConvF(9.92, 9.92, 9.92)
- Sensor-Surface: 4mm (Mechanical Surface Detection)
- Electronics: DAE4 SN1562;Calibrated: 1/19/2021
- Phantom: SAM-Twin V8.0 P1aP2a; Type: QD 000 P41 AA; Serial: 1962
- Measurement SW: DASY52, Version 52.10 (2) ;

Area Scan (71x91x1): Interpolated grid: dx=1.500 mm, dy=1.500 mm
Maximum value of SAR (interpolated) = 1.06 W/kg

Zoom Scan (5x5x7)/Cube 0: Measurement grid: dx=8mm, dy=8mm, dz=5mm
Reference Value = 22.53 V/m; Power Drift = -0.02 dB
Peak SAR (extrapolated) = 1.62 W/kg
SAR(1 g) = 0.907 W/kg; SAR(10 g) = 0.580 W/kg
Maximum value of SAR (measured) = 0.938 W/kg

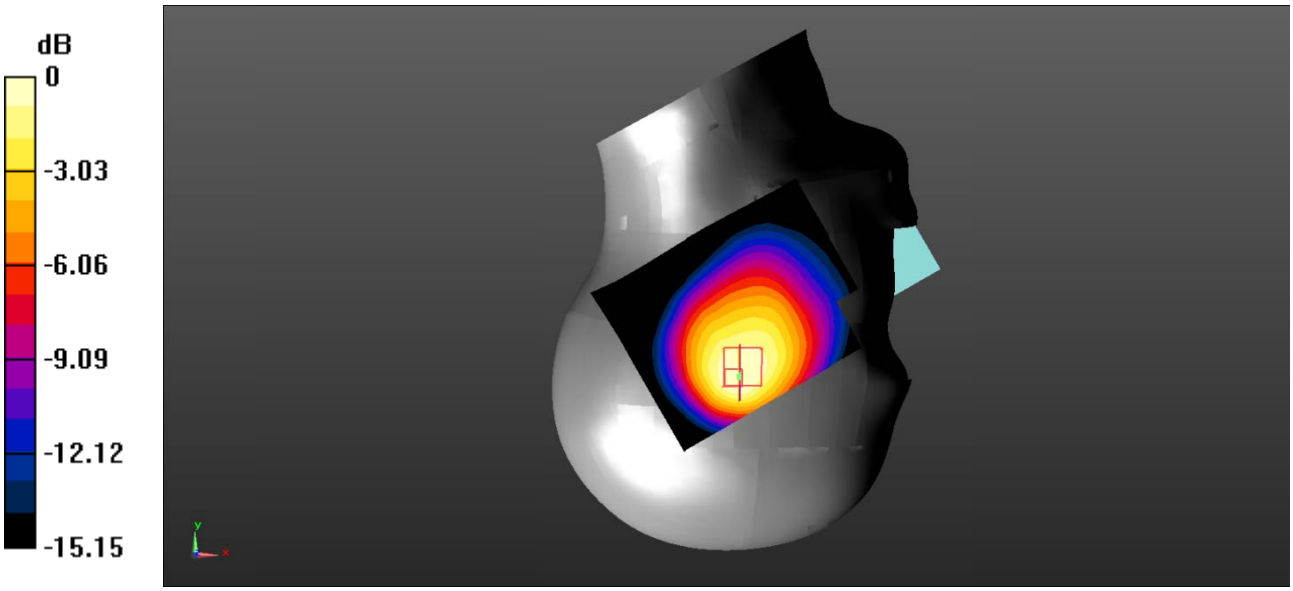

0 dB = 0.938 W/kg = -0.28 dBW/kg

Test Plot 72#: LTE Band 5_Head Right Cheek_50%RB_Middle

DUT: Mobile phone; Type: X689D; Serial: SZ1210204-04123E-SA-S_DD;

Communication System: Generic FDD-LTE; Frequency: 836.5 MHz;Duty Cycle: 1:1
Medium parameters used: f = 836.5 MHz; σ = 0.926 S/m; ε_r = 41.569; ρ = 1000 kg/m^3 ;
Phantom section: Right Section

DASY5 Configuration:

- Probe: EX3DV4 - SN7522; ConvF(9.92, 9.92, 9.92)
- Sensor-Surface: 4mm (Mechanical Surface Detection)
- Electronics: DAE4 SN1562;Calibrated: 1/19/2021
- Phantom: SAM-Twin V8.0 P1aP2a; Type: QD 000 P41 AA; Serial: 1962
- Measurement SW: DASY52, Version 52.10 (2) ;

Area Scan (71x91x1): Interpolated grid: dx=1.500 mm, dy=1.500 mm
Maximum value of SAR (interpolated) = 1.21 W/kg

Zoom Scan (5x5x7)/Cube 0: Measurement grid: dx=8mm, dy=8mm, dz=5mm
Reference Value = 21.83 V/m; Power Drift = -0.09 dB
Peak SAR (extrapolated) = 1.68 W/kg
SAR(1 g) = 0.965 W/kg; SAR(10 g) = 0.605 W/kg
Maximum value of SAR (measured) = 1.02 W/kg

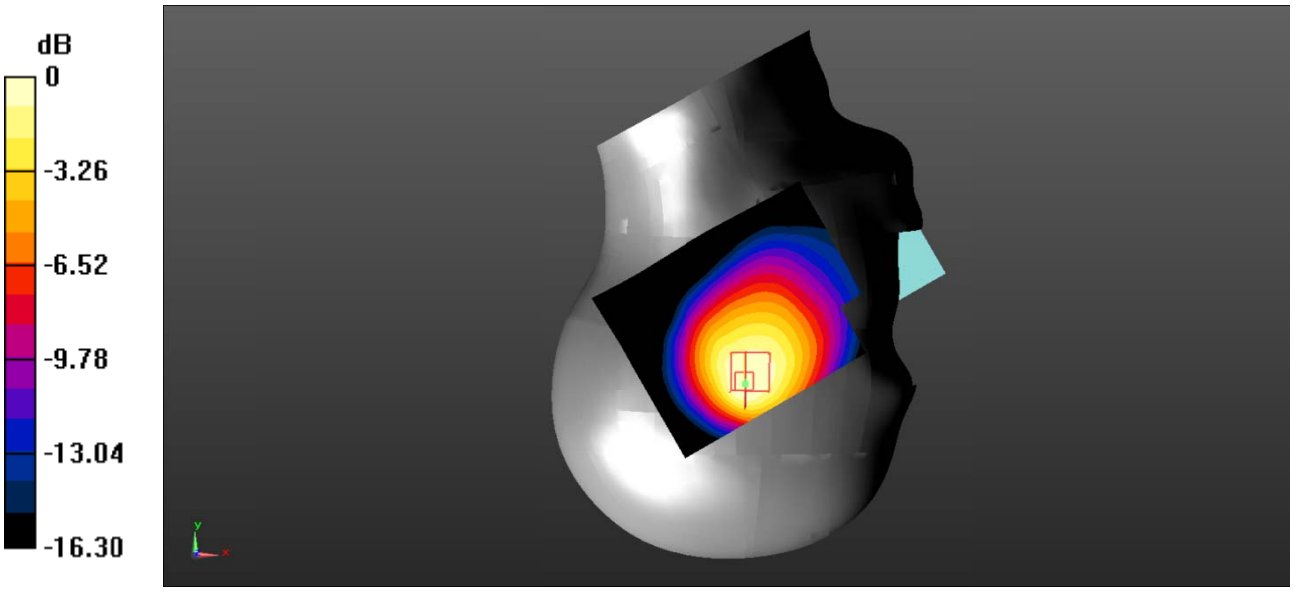

0 dB = 1.02 W/kg = 0.09 dBW/kg

Test Plot 73#: LTE Band 5_Head Right Cheek_50%RB_High

DUT: Mobile phone; Type: X689D; Serial: SZ1210204-04123E-SA-S_DD;

Communication System: Generic FDD-LTE; Frequency: 844 MHz;Duty Cycle: 1:1
Medium parameters used: f = 844 MHz; σ = 0.934 S/m; ε_r = 41.8; ρ = 1000 kg/m^3 ;
Phantom section: Right Section

DASY5 Configuration:

- Probe: EX3DV4 - SN7522; ConvF(9.92, 9.92, 9.92)
- Sensor-Surface: 4mm (Mechanical Surface Detection)
- Electronics: DAE4 SN1562;Calibrated: 1/19/2021
- Phantom: SAM-Twin V8.0 P1aP2a; Type: QD 000 P41 AA; Serial: 1962
- Measurement SW: DASY52, Version 52.10 (2) ;

Area Scan (71x91x1): Interpolated grid: dx=1.500 mm, dy=1.500 mm
Maximum value of SAR (interpolated) = 1.05 W/kg

Zoom Scan (5x5x7)/Cube 0: Measurement grid: dx=8mm, dy=8mm, dz=5mm
Reference Value = 21.98 V/m; Power Drift = 0.07 dB
Peak SAR (extrapolated) = 1.59 W/kg
SAR(1 g) = 0.891 W/kg; SAR(10 g) = 0.568 W/kg
Maximum value of SAR (measured) = 0.918 W/kg

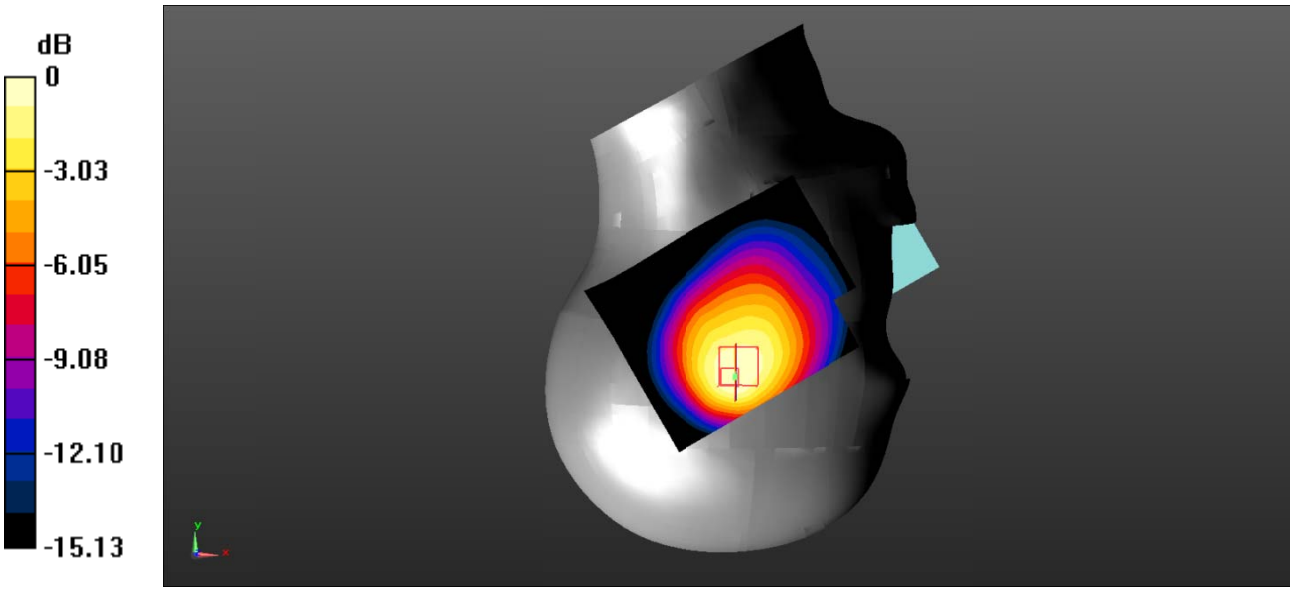

0 dB = 0.918 W/kg = -0.37 dBW/kg

Test Plot 74#: LTE Band 5_Head Right Cheek_100%RB_Low

DUT: Mobile phone; Type: X689D; Serial: SZ1210204-04123E-SA-S_DD;

Communication System: Generic FDD-LTE; Frequency: 829 MHz;Duty Cycle: 1:1
Medium parameters used: f = 829 MHz; σ = 0.899 S/m; ε_r = 41.748; ρ = 1000 kg/m^3 ;
Phantom section: Right Section

DASY5 Configuration:

- Probe: EX3DV4 - SN7522; ConvF(9.92, 9.92, 9.92)
- Sensor-Surface: 4mm (Mechanical Surface Detection)
- Electronics: DAE4 SN1562;Calibrated: 1/19/2021
- Phantom: SAM-Twin V8.0 P1aP2a; Type: QD 000 P41 AA; Serial: 1962
- Measurement SW: DASY52, Version 52.10 (2) ;

Area Scan (71x91x1): Interpolated grid: dx=1.500 mm, dy=1.500 mm
Maximum value of SAR (interpolated) = 1.08 W/kg

Zoom Scan (5x5x7)/Cube 0: Measurement grid: dx=8mm, dy=8mm, dz=5mm
Reference Value = 22.53 V/m; Power Drift = 0.05 dB
Peak SAR (extrapolated) = 1.64 W/kg
SAR(1 g) = 0.919 W/kg; SAR(10 g) = 0.587 W/kg
Maximum value of SAR (measured) = 0.948 W/kg

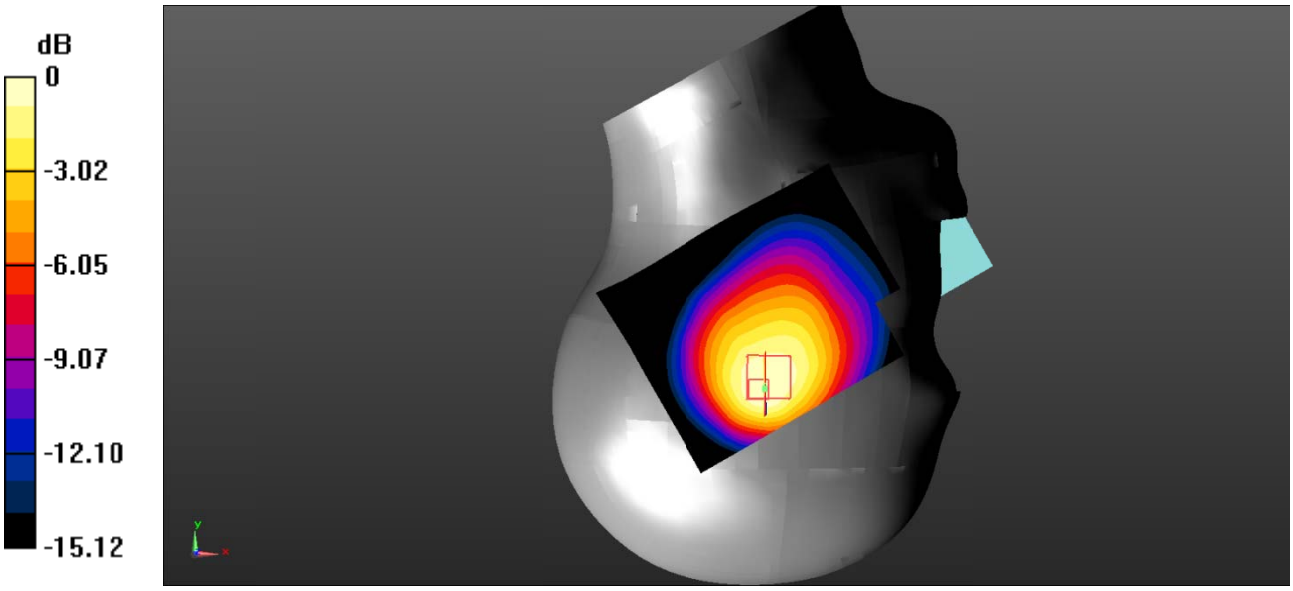

0 dB = 0.948 W/kg = -0.23 dBW/kg

Test Plot 75#: LTE Band 5_Head Right Cheek_100%RB_Middle

DUT: Mobile phone; Type: X689D; Serial: SZ1210204-04123E-SA-S_DD;

Communication System: Generic FDD-LTE; Frequency: 836.5 MHz;Duty Cycle: 1:1
Medium parameters used: f = 836.5 MHz; σ = 0.926 S/m; ε_r = 41.569; ρ = 1000 kg/m^3 ;
Phantom section: Right Section

DASY5 Configuration:

- Probe: EX3DV4 - SN7522; ConvF(9.92, 9.92, 9.92)
- Sensor-Surface: 4mm (Mechanical Surface Detection)
- Electronics: DAE4 SN1562;Calibrated: 1/19/2021
- Phantom: SAM-Twin V8.0 P1aP2a; Type: QD 000 P41 AA; Serial: 1962
- Measurement SW: DASY52, Version 52.10 (2) ;

Area Scan (71x91x1): Interpolated grid: dx=1.500 mm, dy=1.500 mm
Maximum value of SAR (interpolated) = 1.09 W/kg

Zoom Scan (5x5x7)/Cube 0: Measurement grid: dx=8mm, dy=8mm, dz=5mm
Reference Value = 22.63 V/m; Power Drift = 0.01 dB
Peak SAR (extrapolated) = 1.66 W/kg
SAR(1 g) = 0.928 W/kg; SAR(10 g) = 0.592 W/kg
Maximum value of SAR (measured) = 0.958 W/kg

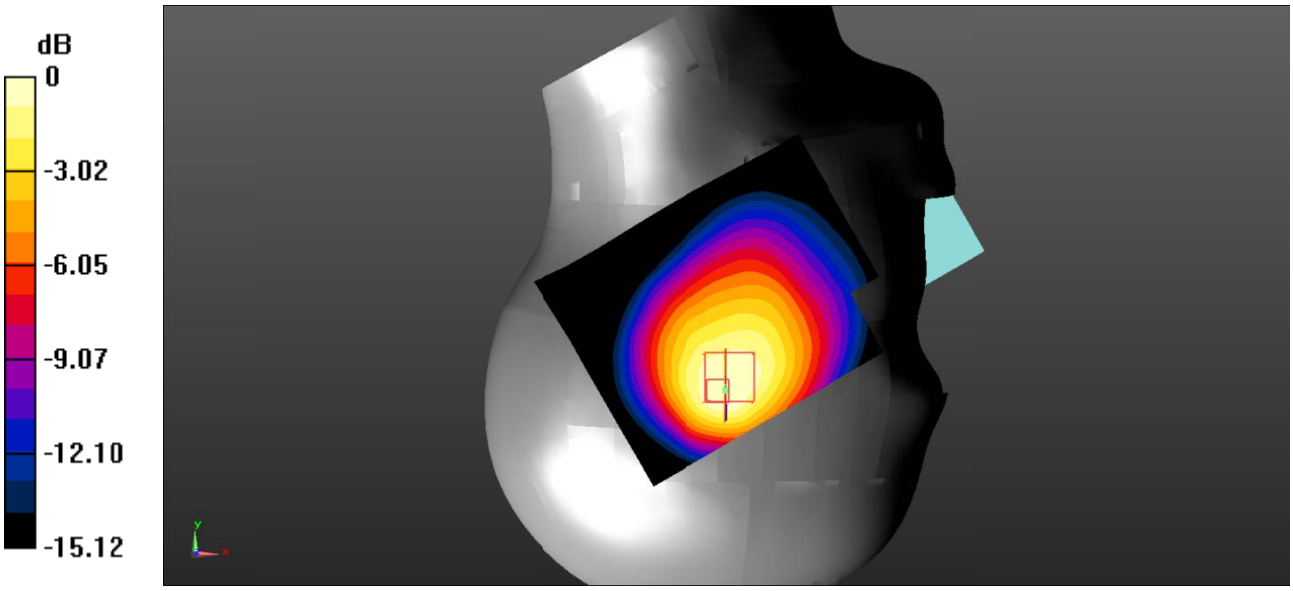

0 dB = 0.958 W/kg = -0.19 dBW/kg

Test Plot 76#: LTE Band 5_Head Right Cheek_100%RB_High

DUT: Mobile phone; Type: X689D; Serial: SZ1210204-04123E-SA-S_DD;

Communication System: Generic FDD-LTE; Frequency: 844 MHz;Duty Cycle: 1:1
Medium parameters used: f = 844 MHz; σ = 0.934 S/m; ε_r = 41.8; ρ = 1000 kg/m^3 ;
Phantom section: Right Section

DASY5 Configuration:

- Probe: EX3DV4 - SN7522; ConvF(9.92, 9.92, 9.92)
- Sensor-Surface: 4mm (Mechanical Surface Detection)
- Electronics: DAE4 SN1562;Calibrated: 1/19/2021
- Phantom: SAM-Twin V8.0 P1aP2a; Type: QD 000 P41 AA; Serial: 1962
- Measurement SW: DASY52, Version 52.10 (2) ;

Area Scan (71x91x1): Interpolated grid: dx=1.500 mm, dy=1.500 mm
Maximum value of SAR (interpolated) = 1.04 W/kg

Zoom Scan (5x5x7)/Cube 0: Measurement grid: dx=8mm, dy=8mm, dz=5mm
Reference Value = 22.00 V/m; Power Drift = -0.00 dB
Peak SAR (extrapolated) = 1.58 W/kg
SAR(1 g) = 0.883 W/kg; SAR(10 g) = 0.563 W/kg
Maximum value of SAR (measured) = 0.908 W/kg

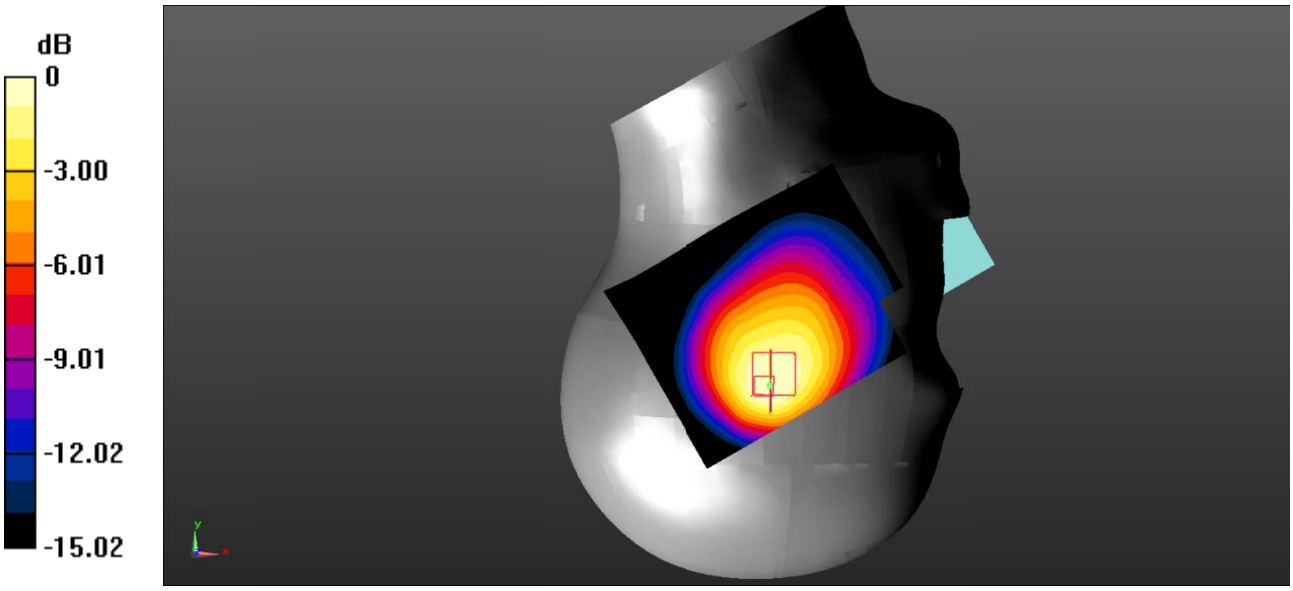

0 dB = 0.908 W/kg = -0.42 dBW/kg

Test Plot 77#: LTE Band 5_Head Right Tilt_1RB_Low

DUT: Mobile phone; Type: X689D; Serial: SZ1210204-04123E-SA-S_DD;

Communication System: Generic FDD-LTE; Frequency: 829 MHz;Duty Cycle: 1:1
Medium parameters used: f = 829 MHz; σ = 0.899 S/m; ε_r = 41.748; ρ = 1000 kg/m^3 ;
Phantom section: Right Section

DASY5 Configuration:

- Probe: EX3DV4 - SN7522; ConvF(9.92, 9.92, 9.92)
- Sensor-Surface: 4mm (Mechanical Surface Detection)
- Electronics: DAE4 SN1562;Calibrated: 1/19/2021
- Phantom: SAM-Twin V8.0 P1aP2a; Type: QD 000 P41 AA; Serial: 1962
- Measurement SW: DASY52, Version 52.10 (2) ;

Area Scan (71x91x1): Interpolated grid: dx=1.500 mm, dy=1.500 mm
Maximum value of SAR (interpolated) = 1.13 W/kg

Zoom Scan (5x5x7)/Cube 0: Measurement grid: dx=8mm, dy=8mm, dz=5mm
Reference Value = 23.57 V/m; Power Drift = -0.09 dB
Peak SAR (extrapolated) = 1.57 W/kg
SAR(1 g) = 0.968 W/kg; SAR(10 g) = 0.635 W/kg
Maximum value of SAR (measured) = 1.03 W/kg

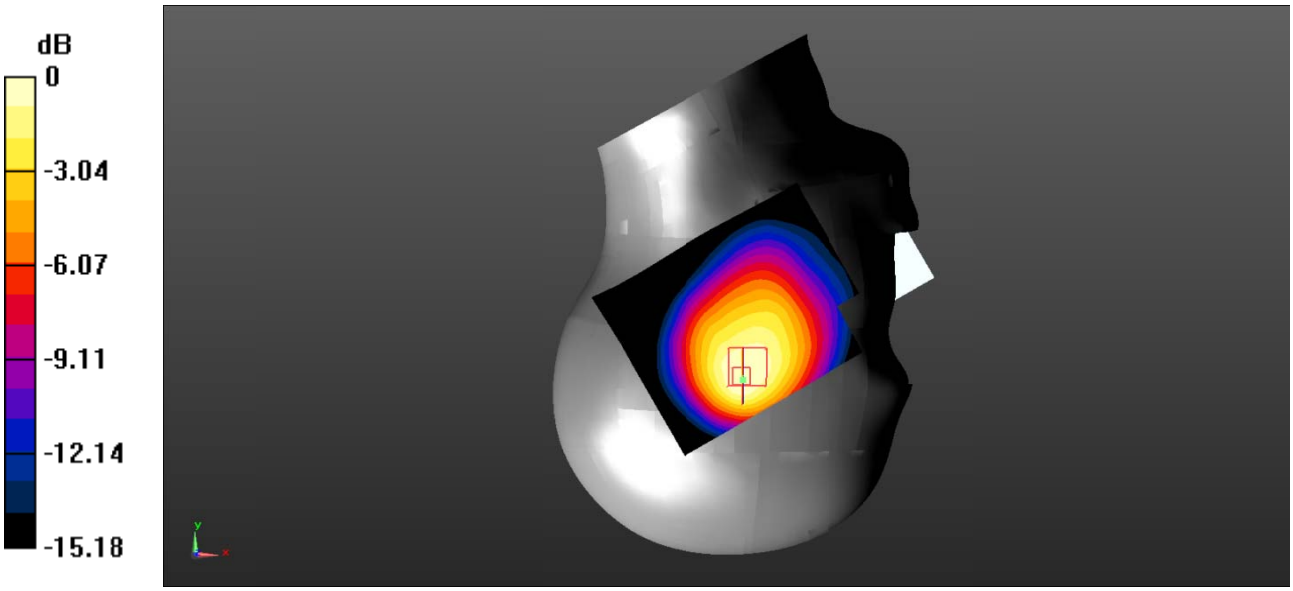

0 dB = 1.03 W/kg = 0.13 dBW/kg

Test Plot 78#: LTE Band 5_Head Right Tilt_1RB_Middle

DUT: Mobile phone; Type: X689D; Serial: SZ1210204-04123E-SA-S_DD;

Communication System: Generic FDD-LTE; Frequency: 836.5 MHz;Duty Cycle: 1:1
Medium parameters used: f = 836.5 MHz; σ = 0.926 S/m; ε_r = 41.569; ρ = 1000 kg/m^3 ;
Phantom section: Right Section

DASY5 Configuration:

- Probe: EX3DV4 - SN7522; ConvF(9.92, 9.92, 9.92)
- Sensor-Surface: 4mm (Mechanical Surface Detection)
- Electronics: DAE4 SN1562;Calibrated: 1/19/2021
- Phantom: SAM-Twin V8.0 P1aP2a; Type: QD 000 P41 AA; Serial: 1962
- Measurement SW: DASY52, Version 52.10 (2) ;

Area Scan (71x91x1): Interpolated grid: dx=1.500 mm, dy=1.500 mm
Maximum value of SAR (interpolated) = 0.991 W/kg

Zoom Scan (5x5x7)/Cube 0: Measurement grid: dx=8mm, dy=8mm, dz=5mm
Reference Value = 25.38 V/m; Power Drift = -0.03 dB
Peak SAR (extrapolated) = 1.89 W/kg
SAR(1 g) = 0.947 W/kg; SAR(10 g) = 0.556 W/kg
Maximum value of SAR (measured) = 0.990 W/kg

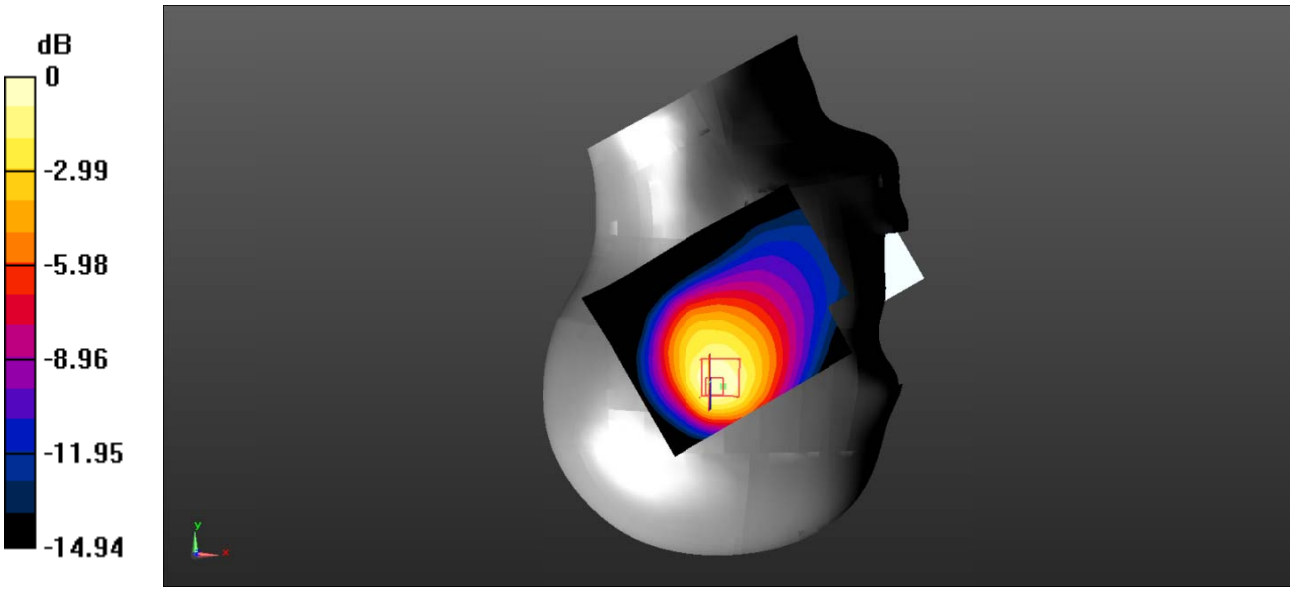

0 dB = 0.990 W/kg = -0.04 dBW/kg

Test Plot 79#: LTE Band 5_Head Right Tilt_1RB_High

DUT: Mobile phone; Type: X689D; Serial: SZ1210204-04123E-SA-S_DD;

Communication System: Generic FDD-LTE; Frequency: 844 MHz;Duty Cycle: 1:1
Medium parameters used: f = 844 MHz; σ = 0.934 S/m; ε_r = 41.8; ρ = 1000 kg/m^3 ;
Phantom section: Right Section

DASY5 Configuration:

- Probe: EX3DV4 - SN7522; ConvF(9.92, 9.92, 9.92)
- Sensor-Surface: 4mm (Mechanical Surface Detection)
- Electronics: DAE4 SN1562;Calibrated: 1/19/2021
- Phantom: SAM-Twin V8.0 P1aP2a; Type: QD 000 P41 AA; Serial: 1962
- Measurement SW: DASY52, Version 52.10 (2) ;

Area Scan (71x91x1): Interpolated grid: dx=1.500 mm, dy=1.500 mm
Maximum value of SAR (interpolated) = 1.08 W/kg

Zoom Scan (5x5x7)/Cube 0: Measurement grid: dx=8mm, dy=8mm, dz=5mm
Reference Value = 22.82 V/m; Power Drift = 0.09 dB
Peak SAR (extrapolated) = 1.53 W/kg
SAR(1 g) = 0.940 W/kg; SAR(10 g) = 0.618 W/kg
Maximum value of SAR (measured) = 0.991 W/kg

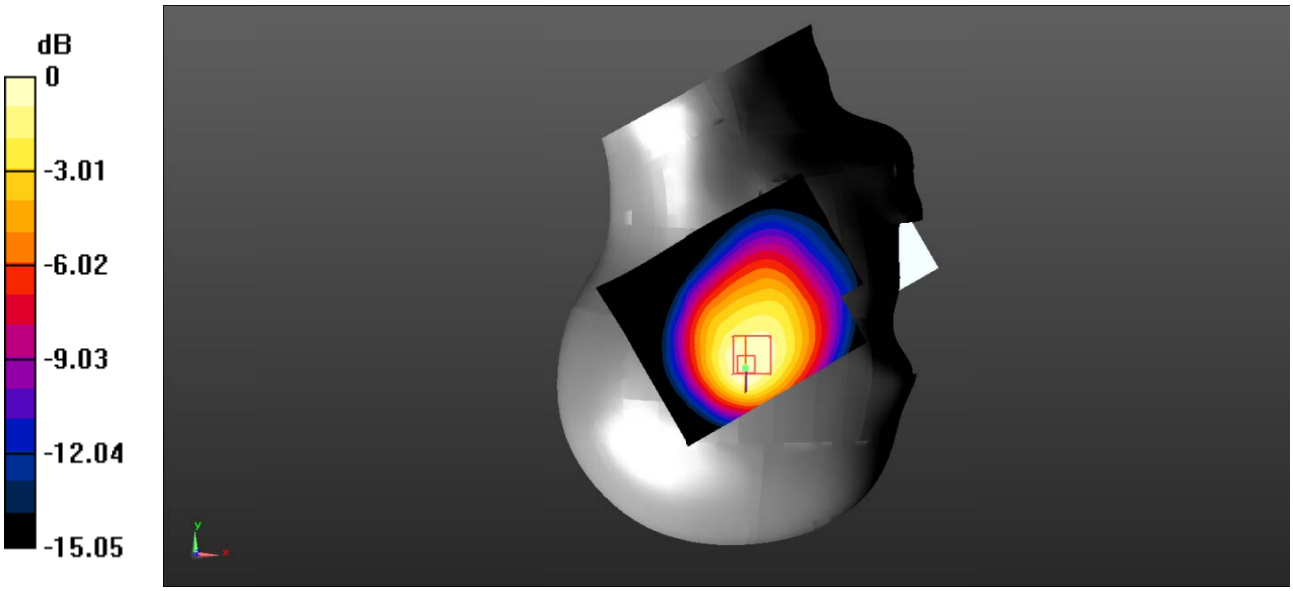

0 dB = 0.991 W/kg = -0.04 dBW/kg

Test Plot 80#: LTE Band 5_Head Right Tilt_50%RB_Low

DUT: Mobile phone; Type: X689D; Serial: SZ1210204-04123E-SA-S_DD;

Communication System: Generic FDD-LTE; Frequency: 829 MHz;Duty Cycle: 1:1
Medium parameters used: f = 829 MHz; σ = 0.899 S/m; ε_r = 41.748; ρ = 1000 kg/m^3 ;
Phantom section: Right Section

DASY5 Configuration:

- Probe: EX3DV4 - SN7522; ConvF(9.92, 9.92, 9.92)
- Sensor-Surface: 4mm (Mechanical Surface Detection)
- Electronics: DAE4 SN1562;Calibrated: 1/19/2021
- Phantom: SAM-Twin V8.0 P1aP2a; Type: QD 000 P41 AA; Serial: 1962
- Measurement SW: DASY52, Version 52.10 (2) ;

Area Scan (71x91x1): Interpolated grid: dx=1.500 mm, dy=1.500 mm
Maximum value of SAR (interpolated) = 0.897 W/kg

Zoom Scan (5x5x7)/Cube 0: Measurement grid: dx=8mm, dy=8mm, dz=5mm
Reference Value = 21.12 V/m; Power Drift = -0.02 dB
Peak SAR (extrapolated) = 1.25 W/kg
SAR(1 g) = 0.773 W/kg; SAR(10 g) = 0.510 W/kg
Maximum value of SAR (measured) = 0.815 W/kg

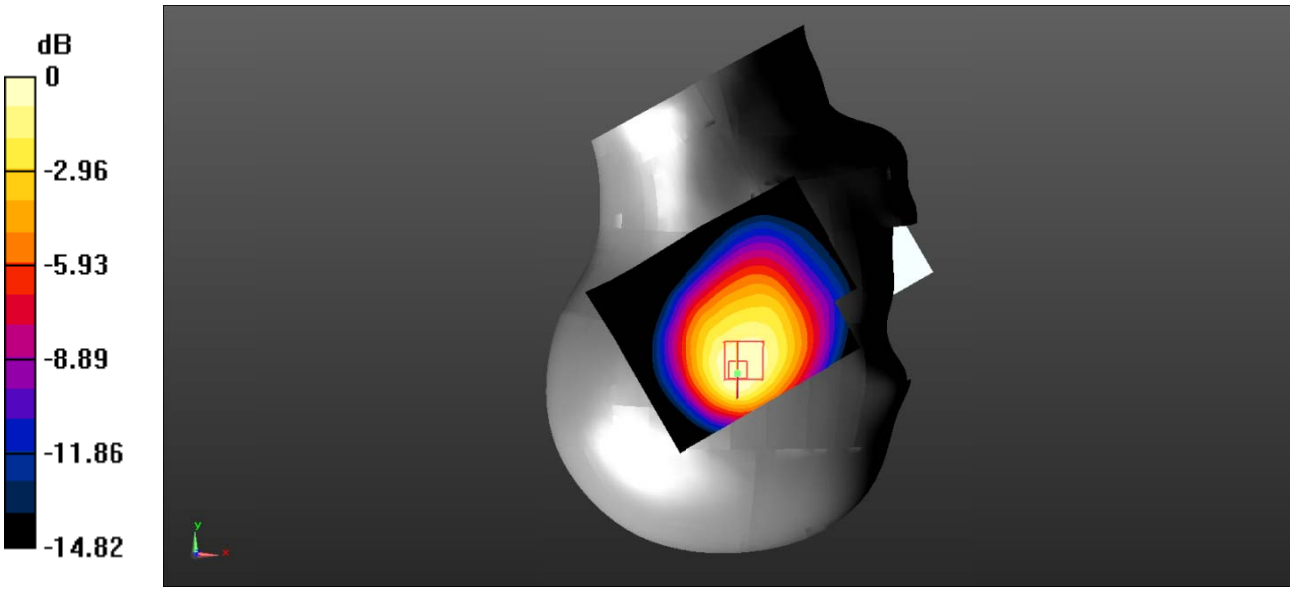

0 dB = 0.815 W/kg = -0.89 dBW/kg

Test Plot 81#: LTE Band 5_Head Right Tilt_50%RB_Middle

DUT: Mobile phone; Type: X689D; Serial: SZ1210204-04123E-SA-S_DD;

Communication System: Generic FDD-LTE; Frequency: 836.5 MHz;Duty Cycle: 1:1
Medium parameters used: f = 836.5 MHz; σ = 0.926 S/m; ε_r = 41.569; ρ = 1000 kg/m^3 ;
Phantom section: Right Section

DASY5 Configuration:

- Probe: EX3DV4 - SN7522; ConvF(9.92, 9.92, 9.92)
- Sensor-Surface: 4mm (Mechanical Surface Detection)
- Electronics: DAE4 SN1562;Calibrated: 1/19/2021
- Phantom: SAM-Twin V8.0 P1aP2a; Type: QD 000 P41 AA; Serial: 1962
- Measurement SW: DASY52, Version 52.10 (2) ;

Area Scan (71x91x1): Interpolated grid: dx=1.500 mm, dy=1.500 mm
Maximum value of SAR (interpolated) = 0.793 W/kg

Zoom Scan (5x5x7)/Cube 0: Measurement grid: dx=8mm, dy=8mm, dz=5mm
Reference Value = 22.42 V/m; Power Drift = 0.07 dB
Peak SAR (extrapolated) = 1.55 W/kg
SAR(1 g) = 0.769 W/kg; SAR(10 g) = 0.441 W/kg
Maximum value of SAR (measured) = 0.798 W/kg

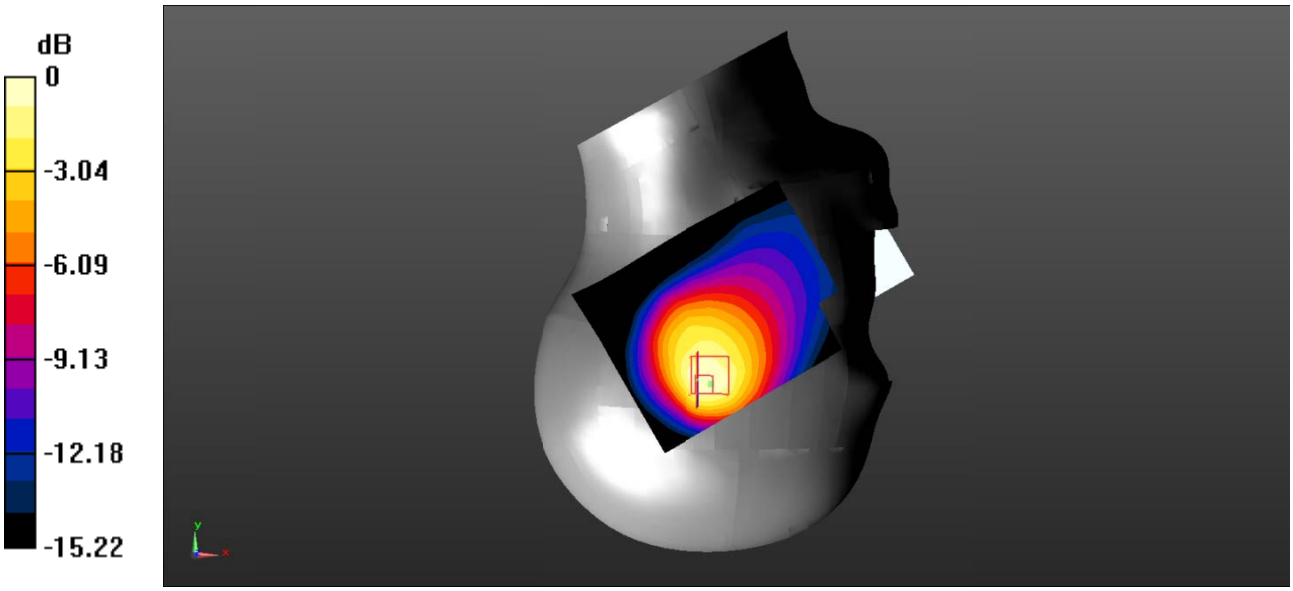

0 dB = 0.798 W/kg = -0.98 dBW/kg

Test Plot 82#: LTE Band 5_Head Right Tilt_50%RB_High

DUT: Mobile phone; Type: X689D; Serial: SZ1210204-04123E-SA-S_DD;

Communication System: Generic FDD-LTE; Frequency: 844 MHz;Duty Cycle: 1:1
Medium parameters used: f = 844 MHz; σ = 0.934 S/m; ε_r = 41.8; ρ = 1000 kg/m^3 ;
Phantom section: Right Section

DASY5 Configuration:

- Probe: EX3DV4 - SN7522; ConvF(9.92, 9.92, 9.92)
- Sensor-Surface: 4mm (Mechanical Surface Detection)
- Electronics: DAE4 SN1562;Calibrated: 1/19/2021
- Phantom: SAM-Twin V8.0 P1aP2a; Type: QD 000 P41 AA; Serial: 1962
- Measurement SW: DASY52, Version 52.10 (2) ;

Area Scan (71x91x1): Interpolated grid: dx=1.500 mm, dy=1.500 mm
Maximum value of SAR (interpolated) = 0.873 W/kg

Zoom Scan (5x5x7)/Cube 0: Measurement grid: dx=8mm, dy=8mm, dz=5mm
Reference Value = 20.75 V/m; Power Drift = -0.01 dB
Peak SAR (extrapolated) = 1.22 W/kg
SAR(1 g) = 0.756 W/kg; SAR(10 g) = 0.498 W/kg
Maximum value of SAR (measured) = 0.796 W/kg

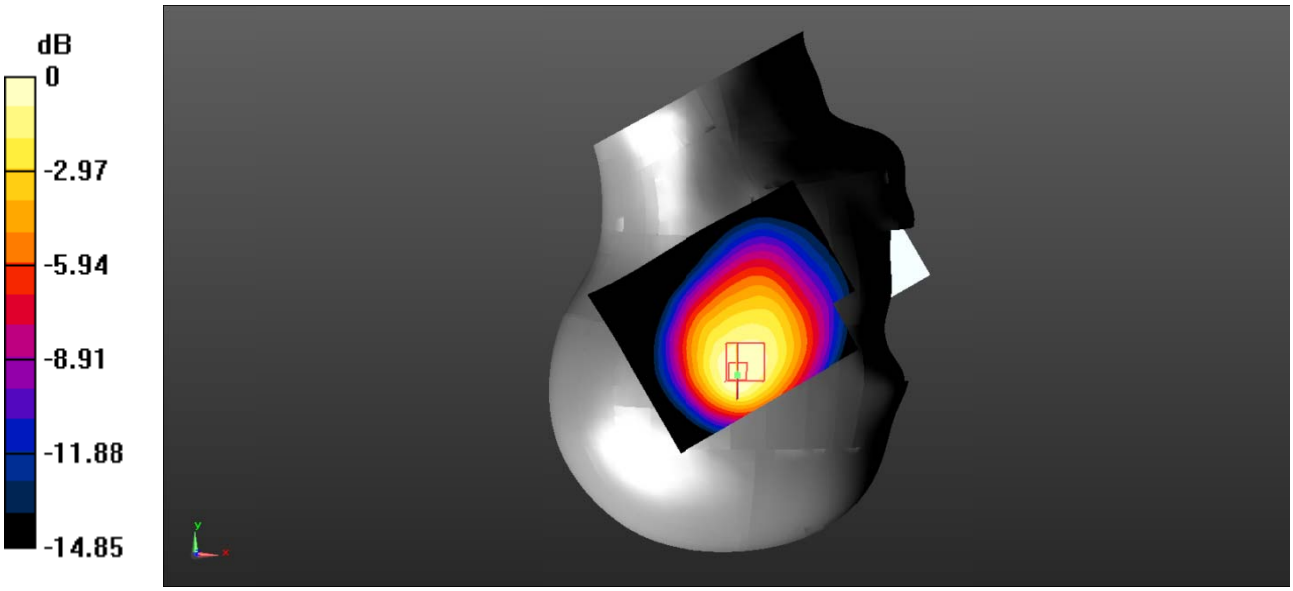

0 dB = 0.796 W/kg = -0.99 dBW/kg

Test Plot 83#: LTE Band 5_Head Right Tilt_100%RB_Middle

DUT: Mobile phone; Type: X689D; Serial: SZ1210204-04123E-SA-S_DD;

Communication System: Generic FDD-LTE; Frequency: 836.5 MHz;Duty Cycle: 1:1
Medium parameters used: f = 836.5 MHz; σ = 0.926 S/m; ε_r = 41.569; ρ = 1000 kg/m^3 ;
Phantom section: Right Section

DASY5 Configuration:

- Probe: EX3DV4 - SN7522; ConvF(9.92, 9.92, 9.92)
- Sensor-Surface: 4mm (Mechanical Surface Detection)
- Electronics: DAE4 SN1562;Calibrated: 1/19/2021
- Phantom: SAM-Twin V8.0 P1aP2a; Type: QD 000 P41 AA; Serial: 1962
- Measurement SW: DASY52, Version 52.10 (2) ;

Area Scan (71x91x1): Interpolated grid: dx=1.500 mm, dy=1.500 mm
Maximum value of SAR (interpolated) = 0.529 W/kg

Zoom Scan (5x5x7)/Cube 0: Measurement grid: dx=8mm, dy=8mm, dz=5mm
Reference Value = 15.93 V/m; Power Drift = 0.13 dB
Peak SAR (extrapolated) = 0.731 W/kg
SAR(1 g) = 0.456 W/kg; SAR(10 g) = 0.298 W/kg
Maximum value of SAR (measured) = 0.484 W/kg

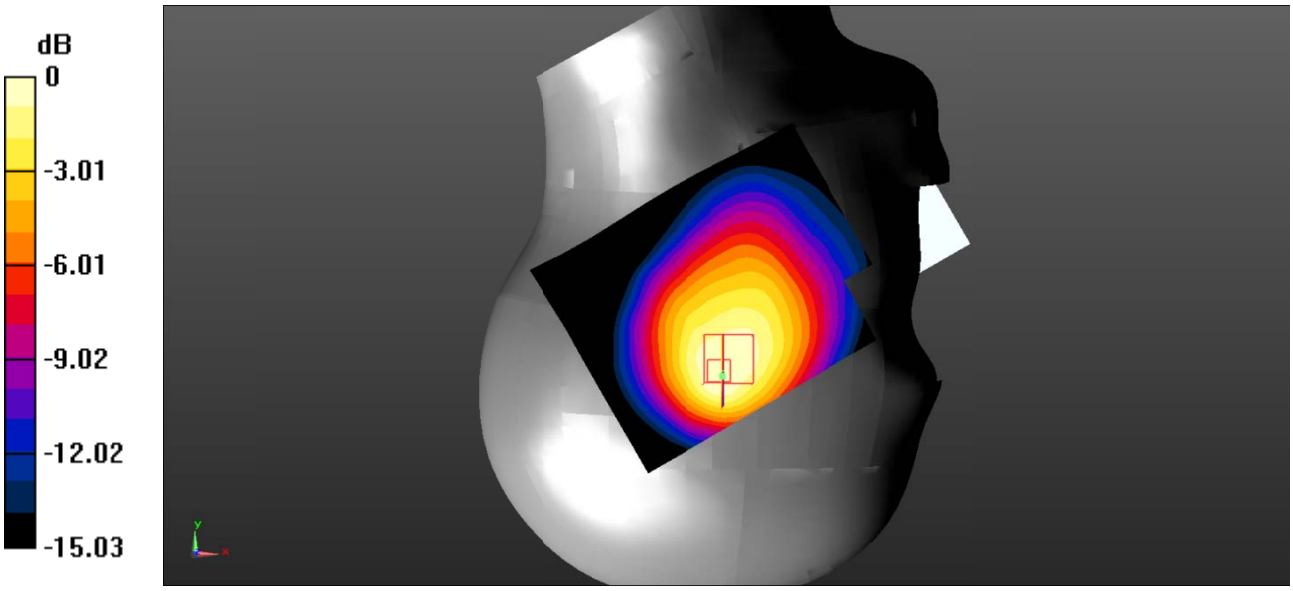

0 dB = 0.484 W/kg = -3.15 dBW/kg

Test Plot 84#: LTE Band 5_Body Back_1RB_Middle

DUT: Mobile phone; Type: X689D; Serial: SZ1210204-04123E-SA-S_DD;

Communication System: Generic FDD-LTE; Frequency: 836.5 MHz;Duty Cycle: 1:1
Medium parameters used: f = 836.5 MHz; σ = 0.926 S/m; ε_r = 41.569; ρ = 1000 kg/m^3 ;
Phantom section: Flat Section

DASY5 Configuration:

- Probe: EX3DV4 - SN7522; ConvF(9.92, 9.92, 9.92)
- Sensor-Surface: 4mm (Mechanical Surface Detection)
- Electronics: DAE4 SN1562;Calibrated: 1/19/2021
- Phantom: SAM-Twin V8.0 P1aP2a; Type: QD 000 P41 AA; Serial: 1962
- Measurement SW: DASY52, Version 52.10 (2) ;

Area Scan (71x91x1): Interpolated grid: dx=1.500 mm, dy=1.500 mm
Maximum value of SAR (interpolated) = 0.391 W/kg

Zoom Scan (5x5x7)/Cube 0: Measurement grid: dx=8mm, dy=8mm, dz=5mm
Reference Value = 18.33 V/m; Power Drift = -0.06 dB
Peak SAR (extrapolated) = 0.527 W/kg
SAR(1 g) = 0.333 W/kg; SAR(10 g) = 0.217 W/kg
Maximum value of SAR (measured) = 0.356 W/kg

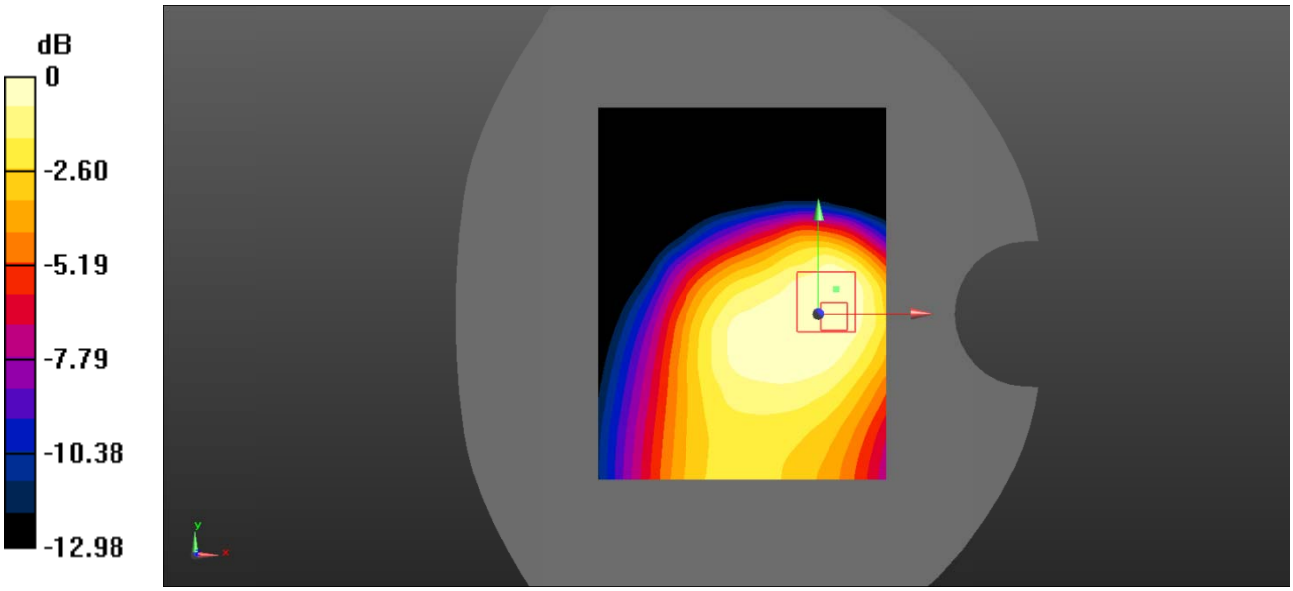

0 dB = 0.356 W/kg = -4.49 dBW/kg

Test Plot 85#: LTE Band 5_Body Back_50%RB_Middle

DUT: Mobile phone; Type: X689D; Serial: SZ1210204-04123E-SA-S_DD;

Communication System: Generic FDD-LTE; Frequency: 836.5 MHz;Duty Cycle: 1:1
Medium parameters used: f = 836.5 MHz; σ = 0.926 S/m; ε_r = 41.569; ρ = 1000 kg/m^3 ;
Phantom section: Flat Section

DASY5 Configuration:

- Probe: EX3DV4 - SN7522; ConvF(9.92, 9.92, 9.92)
- Sensor-Surface: 4mm (Mechanical Surface Detection)
- Electronics: DAE4 SN1562;Calibrated: 1/19/2021
- Phantom: SAM-Twin V8.0 P1aP2a; Type: QD 000 P41 AA; Serial: 1962
- Measurement SW: DASY52, Version 52.10 (2) ;

Area Scan (71x91x1): Interpolated grid: dx=1.500 mm, dy=1.500 mm
Maximum value of SAR (interpolated) = 0.303 W/kg

Zoom Scan (5x5x7)/Cube 0: Measurement grid: dx=8mm, dy=8mm, dz=5mm
Reference Value = 16.25 V/m; Power Drift = 0.02 dB
Peak SAR (extrapolated) = 0.422 W/kg
SAR(1 g) = 0.264 W/kg; SAR(10 g) = 0.173 W/kg
Maximum value of SAR (measured) = 0.284 W/kg

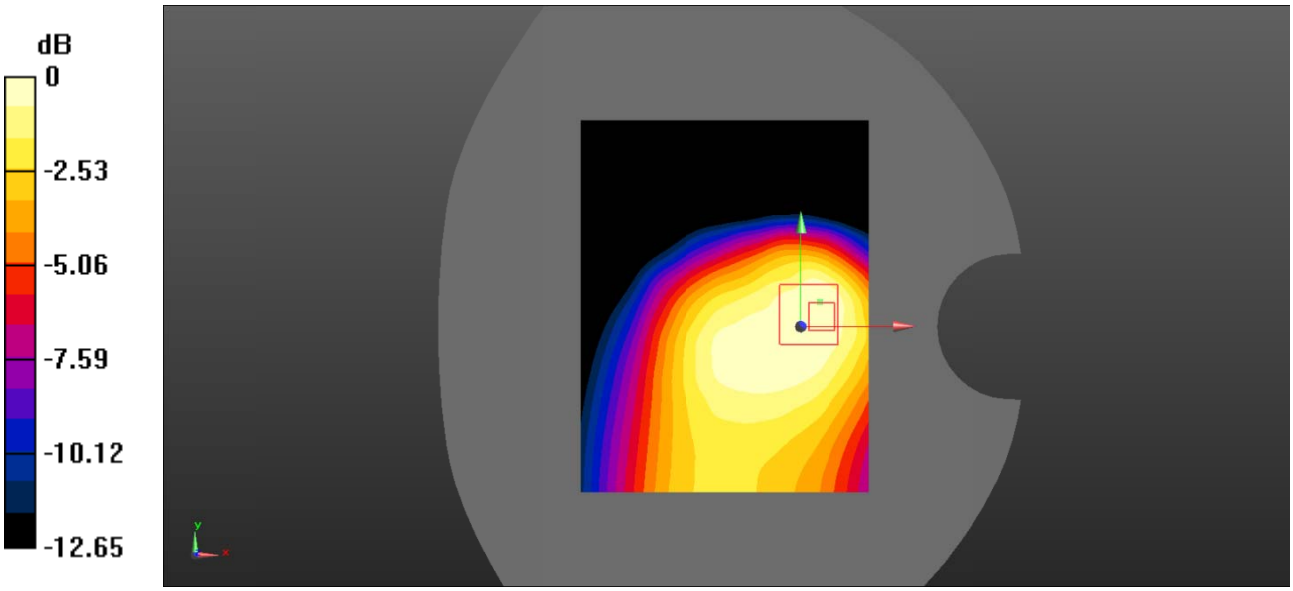

0 dB = 0.284 W/kg = -5.47 dBW/kg

Test Plot 86#: LTE Band 5_Body Left_1RB_Middle

DUT: Mobile phone; Type: X689D; Serial: SZ1210204-04123E-SA-S_DD;

Communication System: Generic FDD-LTE; Frequency: 836.5 MHz;Duty Cycle: 1:1
Medium parameters used: f = 836.5 MHz; σ = 0.926 S/m; ε_r = 41.569; ρ = 1000 kg/m^3 ;
Phantom section: Flat Section

DASY5 Configuration:

- Probe: EX3DV4 - SN7522; ConvF(9.92, 9.92, 9.92)
- Sensor-Surface: 4mm (Mechanical Surface Detection)
- Electronics: DAE4 SN1562;Calibrated: 1/19/2021
- Phantom: SAM-Twin V8.0 P1aP2a; Type: QD 000 P41 AA; Serial: 1962
- Measurement SW: DASY52, Version 52.10 (2) ;

Area Scan (71x91x1): Interpolated grid: dx=1.500 mm, dy=1.500 mm
Maximum value of SAR (interpolated) = 0.105 W/kg

Zoom Scan (5x5x7)/Cube 0: Measurement grid: dx=8mm, dy=8mm, dz=5mm
Reference Value = 10.69 V/m; Power Drift = -0.03 dB
Peak SAR (extrapolated) = 0.149 W/kg
SAR(1 g) = 0.103 W/kg; SAR(10 g) = 0.070 W/kg
Maximum value of SAR (measured) = 0.108 W/kg

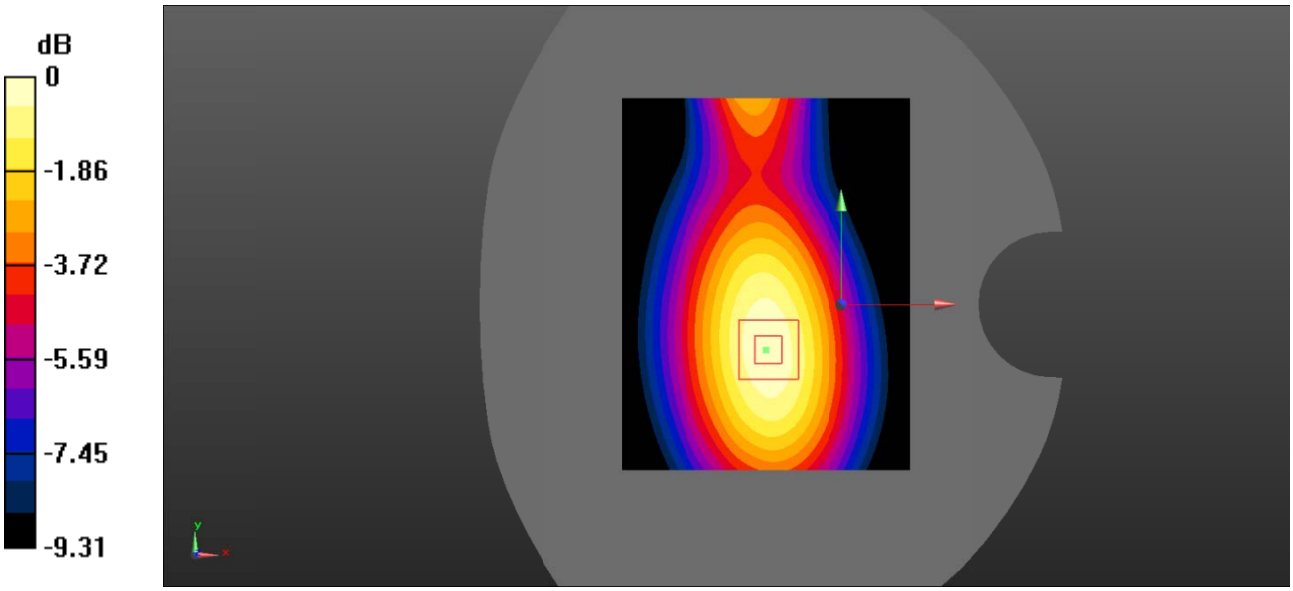

0 dB = 0.108 W/kg = -9.67 dBW/kg

Test Plot 87#: LTE Band 5_Body Left_50%RB_Middle

DUT: Mobile phone; Type: X689D; Serial: SZ1210204-04123E-SA-S_DD;

Communication System: Generic FDD-LTE; Frequency: 836.5 MHz;Duty Cycle: 1:1
Medium parameters used: f = 836.5 MHz; σ = 0.926 S/m; ε_r = 41.569; ρ = 1000 kg/m^3 ;
Phantom section: Flat Section

DASY5 Configuration:

- Probe: EX3DV4 - SN7522; ConvF(9.92, 9.92, 9.92)
- Sensor-Surface: 4mm (Mechanical Surface Detection)
- Electronics: DAE4 SN1562;Calibrated: 1/19/2021
- Phantom: SAM-Twin V8.0 P1aP2a; Type: QD 000 P41 AA; Serial: 1962
- Measurement SW: DASY52, Version 52.10 (2) ;

Area Scan (71x91x1): Interpolated grid: dx=1.500 mm, dy=1.500 mm
Maximum value of SAR (interpolated) = 0.0840 W/kg

Zoom Scan (5x5x7)/Cube 0: Measurement grid: dx=8mm, dy=8mm, dz=5mm
Reference Value = 9.437 V/m; Power Drift = 0.03 dB
Peak SAR (extrapolated) = 0.119 W/kg
SAR(1 g) = 0.082 W/kg; SAR(10 g) = 0.056 W/kg
Maximum value of SAR (measured) = 0.0860 W/kg

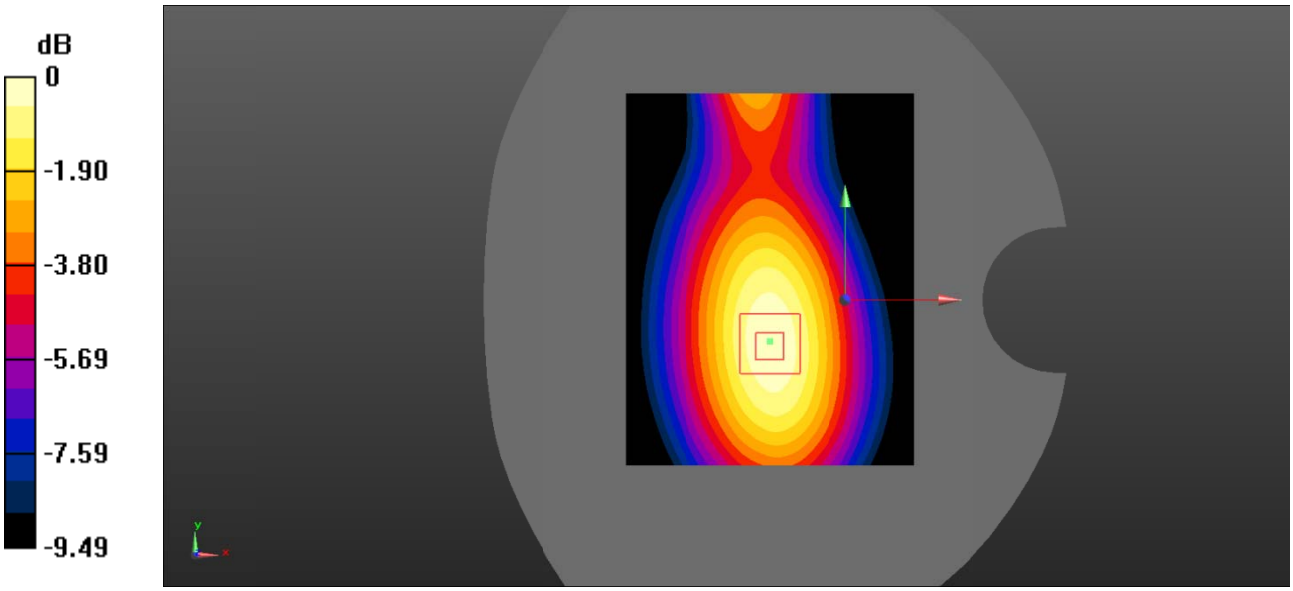

0 dB = 0.0860 W/kg = -10.66 dBW/kg

Test Plot 88#: LTE Band 5_Body Top_1RB_Middle

DUT: Mobile phone; Type: X689D; Serial: SZ1210204-04123E-SA-S_DD;

Communication System: Generic FDD-LTE; Frequency: 836.5 MHz;Duty Cycle: 1:1
Medium parameters used: f = 836.5 MHz; σ = 0.926 S/m; ε_r = 41.569; ρ = 1000 kg/m^3 ;
Phantom section: Flat Section

DASY5 Configuration:

- Probe: EX3DV4 - SN7522; ConvF(9.92, 9.92, 9.92)
- Sensor-Surface: 4mm (Mechanical Surface Detection)
- Electronics: DAE4 SN1562;Calibrated: 1/19/2021
- Phantom: SAM-Twin V8.0 P1aP2a; Type: QD 000 P41 AA; Serial: 1962
- Measurement SW: DASY52, Version 52.10 (2) ;

Area Scan (71x91x1): Interpolated grid: dx=1.500 mm, dy=1.500 mm
Maximum value of SAR (interpolated) = 0.249 W/kg

Zoom Scan (5x5x7)/Cube 0: Measurement grid: dx=8mm, dy=8mm, dz=5mm
Reference Value = 17.07 V/m; Power Drift = 0.01 dB
Peak SAR (extrapolated) = 0.400 W/kg
SAR(1 g) = 0.239 W/kg; SAR(10 g) = 0.149 W/kg
Maximum value of SAR (measured) = 0.256 W/kg

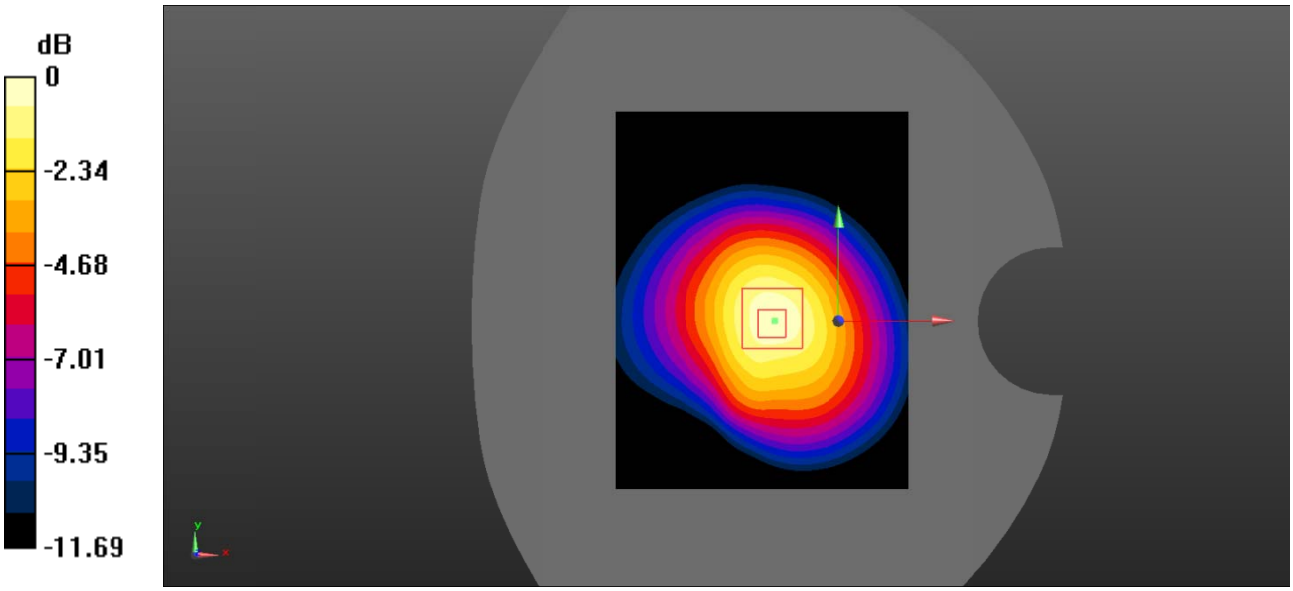

0 dB = 0.256 W/kg = -5.92 dBW/kg

Test Plot 89#: LTE Band 5_Body Top_50%RB_Middle

DUT: Mobile phone; Type: X689D; Serial: SZ1210204-04123E-SA-S_DD;

Communication System: Generic FDD-LTE; Frequency: 836.5 MHz;Duty Cycle: 1:1
Medium parameters used: f = 836.5 MHz; σ = 0.926 S/m; ε_r = 41.569; ρ = 1000 kg/m^3 ;
Phantom section: Flat Section

DASY5 Configuration:

- Probe: EX3DV4 - SN7522; ConvF(9.92, 9.92, 9.92)
- Sensor-Surface: 4mm (Mechanical Surface Detection)
- Electronics: DAE4 SN1562;Calibrated: 1/19/2021
- Phantom: SAM-Twin V8.0 P1aP2a; Type: QD 000 P41 AA; Serial: 1962
- Measurement SW: DASY52, Version 52.10 (2) ;

Area Scan (71x91x1): Interpolated grid: dx=1.500 mm, dy=1.500 mm
Maximum value of SAR (interpolated) = 0.192 W/kg

Zoom Scan (5x5x7)/Cube 0: Measurement grid: dx=8mm, dy=8mm, dz=5mm
Reference Value = 15.15 V/m; Power Drift = 0.15 dB
Peak SAR (extrapolated) = 0.321 W/kg
SAR(1 g) = 0.192 W/kg; SAR(10 g) = 0.120 W/kg
Maximum value of SAR (measured) = 0.204 W/kg

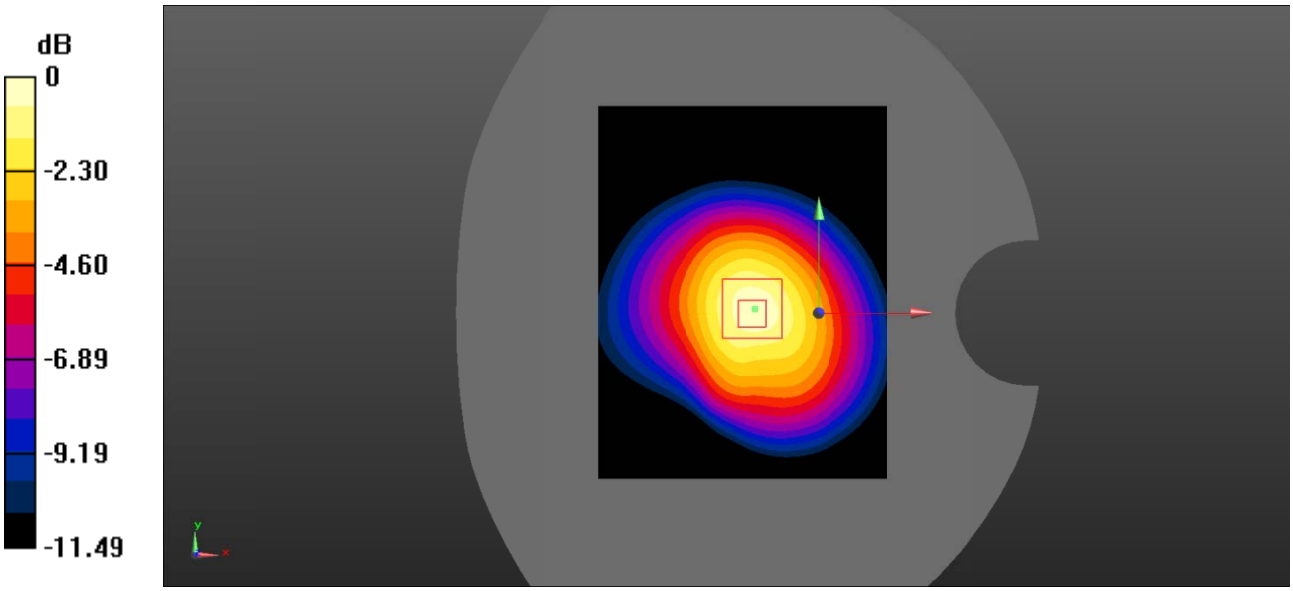

0 dB = 0.204 W/kg = -6.90 dBW/kg

Test Plot 90#: LTE Band 7_Head Left Cheek_1RB_Middle

DUT: Mobile phone; Type: X689D; Serial: SZ1210204-04123E-SA-S_DD;

Communication System: Generic FDD-LTE; Frequency: 2535 MHz;Duty Cycle: 1:1
Medium parameters used: f = 2535 MHz; σ = 1.932 S/m; ε_r = 38.06; ρ = 1000 kg/m^3 ;
Phantom section: Left Section

DASY5 Configuration:

- Probe: EX3DV4 - SN7522; ConvF(7.15, 7.15, 7.15)
- Sensor-Surface: 4mm (Mechanical Surface Detection)
- Electronics: DAE4 SN1562;Calibrated: 1/19/2021
- Phantom: SAM-Twin V8.0 P1aP2a; Type: QD 000 P41 AA; Serial: 1962
- Measurement SW: DASY52, Version 52.10 (2) ;

Area Scan (101x121x1): Interpolated grid: dx=1.000 mm, dy=1.000 mm
Maximum value of SAR (interpolated) = 0.282 W/kg

Zoom Scan (7x7x7)/Cube 0: Measurement grid: dx=5mm, dy=5mm, dz=5mm
Reference Value = 5.095 V/m; Power Drift = 0.05 dB
Peak SAR (extrapolated) = 0.474 W/kg
SAR(1 g) = 0.249 W/kg; SAR(10 g) = 0.123 W/kg
Maximum value of SAR (measured) = 0.279 W/kg

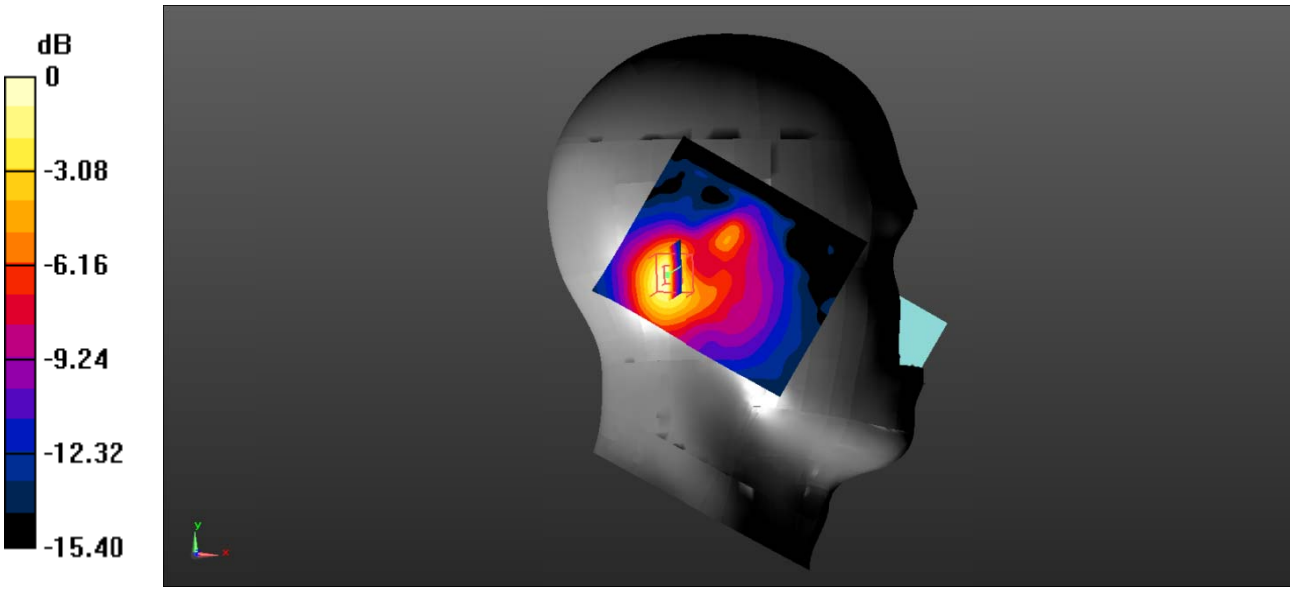

0 dB = 0.279 W/kg = -5.54 dBW/kg

Test Plot 91#: LTE Band 7_Head Left Cheek_50%RB_Middle

DUT: Mobile phone; Type: X689D; Serial: SZ1210204-04123E-SA-S_DD;

Communication System: Generic FDD-LTE; Frequency: 2535 MHz;Duty Cycle: 1:1
Medium parameters used: f = 2535 MHz; σ = 1.932 S/m; ε_r = 38.06; ρ = 1000 kg/m^3 ;
Phantom section: Left Section

DASY5 Configuration:

- Probe: EX3DV4 - SN7522; ConvF(7.15, 7.15, 7.15)
- Sensor-Surface: 4mm (Mechanical Surface Detection)
- Electronics: DAE4 SN1562;Calibrated: 1/19/2021
- Phantom: SAM-Twin V8.0 P1aP2a; Type: QD 000 P41 AA; Serial: 1962
- Measurement SW: DASY52, Version 52.10 (2) ;

Area Scan (101x121x1): Interpolated grid: dx=1.000 mm, dy=1.000 mm
Maximum value of SAR (interpolated) = 0.228 W/kg

Zoom Scan (7x7x7)/Cube 0: Measurement grid: dx=5mm, dy=5mm, dz=5mm
Reference Value = 4.483 V/m; Power Drift = 0.06 dB
Peak SAR (extrapolated) = 0.391 W/kg
SAR(1 g) = 0.205 W/kg; SAR(10 g) = 0.102 W/kg
Maximum value of SAR (measured) = 0.227 W/kg

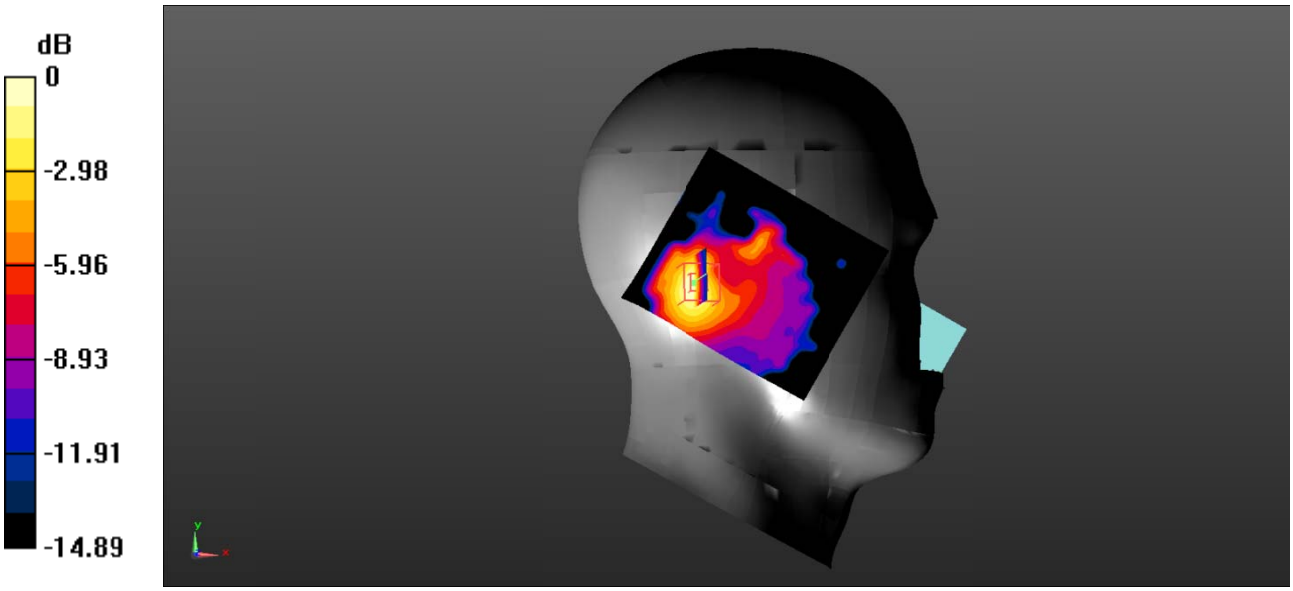

0 dB = 0.227 W/kg = -6.44 dBW/kg

Test Plot 92#: LTE Band 7_Head Left Tilt_1RB_Middle

DUT: Mobile phone; Type: X689D; Serial: SZ1210204-04123E-SA-S_DD;

Communication System: Generic FDD-LTE; Frequency: 2535 MHz;Duty Cycle: 1:1
Medium parameters used: f = 2535 MHz; σ = 1.932 S/m; ε_r = 38.06; ρ = 1000 kg/m^3 ;
Phantom section: Left Section

DASY5 Configuration:

- Probe: EX3DV4 - SN7522; ConvF(7.15, 7.15, 7.15)
- Sensor-Surface: 4mm (Mechanical Surface Detection)
- Electronics: DAE4 SN1562;Calibrated: 1/19/2021
- Phantom: SAM-Twin V8.0 P1aP2a; Type: QD 000 P41 AA; Serial: 1962
- Measurement SW: DASY52, Version 52.10 (2) ;

Area Scan (101x121x1): Interpolated grid: dx=1.000 mm, dy=1.000 mm
Maximum value of SAR (interpolated) = 0.284 W/kg

Zoom Scan (7x7x7)/Cube 0: Measurement grid: dx=5mm, dy=5mm, dz=5mm
Reference Value = 3.965 V/m; Power Drift = 0.11 dB
Peak SAR (extrapolated) = 0.520 W/kg
SAR(1 g) = 0.266 W/kg; SAR(10 g) = 0.129 W/kg
Maximum value of SAR (measured) = 0.292 W/kg

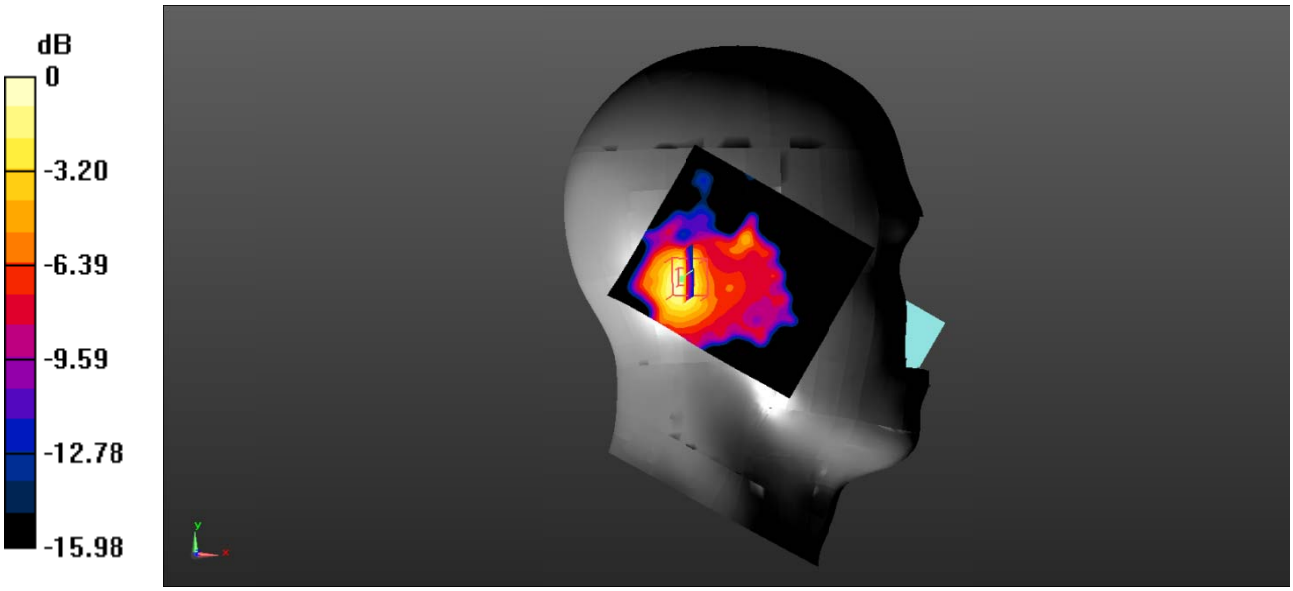

0 dB = 0.292 W/kg = -5.35 dBW/kg

Test Plot 93#: LTE Band 7_Head Left Tilt_50%RB_Middle

DUT: Mobile phone; Type: X689D; Serial: SZ1210204-04123E-SA-S_DD;

Communication System: Generic FDD-LTE; Frequency: 2535 MHz;Duty Cycle: 1:1
Medium parameters used: f = 2535 MHz; σ = 1.932 S/m; ε_r = 38.06; ρ = 1000 kg/m^3 ;
Phantom section: Left Section

DASY5 Configuration:

- Probe: EX3DV4 - SN7522; ConvF(7.15, 7.15, 7.15)
- Sensor-Surface: 4mm (Mechanical Surface Detection)
- Electronics: DAE4 SN1562;Calibrated: 1/19/2021
- Phantom: SAM-Twin V8.0 P1aP2a; Type: QD 000 P41 AA; Serial: 1962
- Measurement SW: DASY52, Version 52.10 (2) ;

Area Scan (101x121x1): Interpolated grid: dx=1.000 mm, dy=1.000 mm
Maximum value of SAR (interpolated) = 0.245 W/kg

Zoom Scan (7x7x7)/Cube 0: Measurement grid: dx=5mm, dy=5mm, dz=5mm
Reference Value = 3.724 V/m; Power Drift = 0.07 dB
Peak SAR (extrapolated) = 0.422 W/kg
SAR(1 g) = 0.216 W/kg; SAR(10 g) = 0.105 W/kg
Maximum value of SAR (measured) = 0.241 W/kg

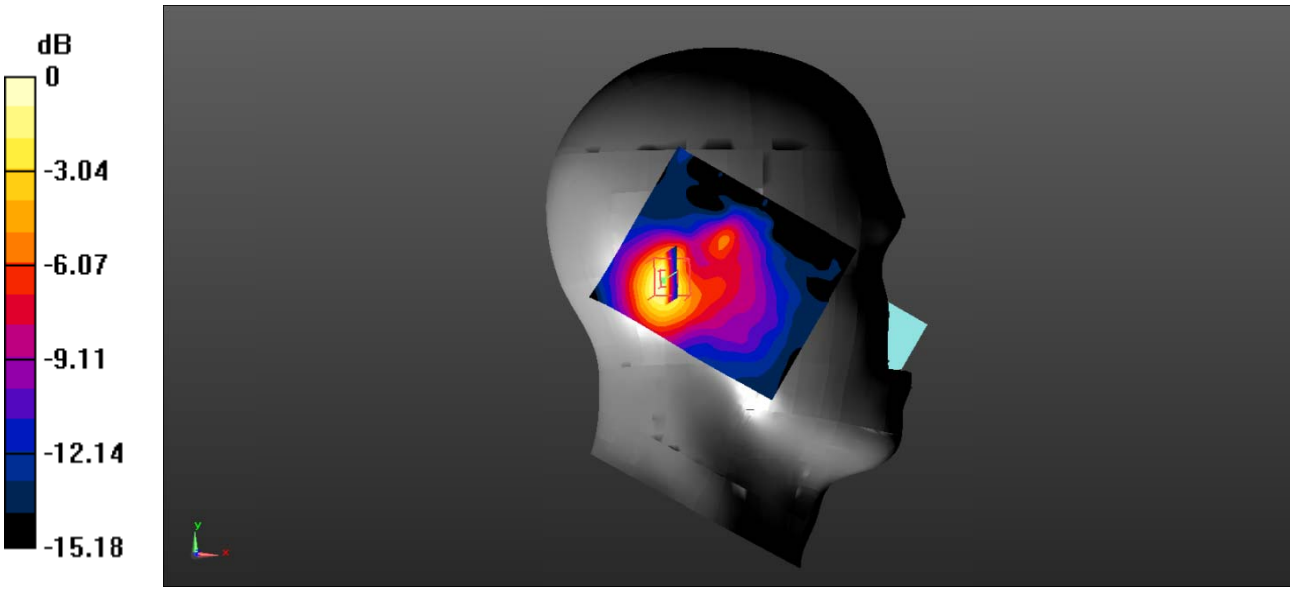

0 dB = 0.241 W/kg = -6.18 dBW/kg

Test Plot 94#: LTE Band 7_Head Right Cheek_1RB_Middle

DUT: Mobile phone; Type: X689D; Serial: SZ1210204-04123E-SA-S_DD;

Communication System: Generic FDD-LTE; Frequency: 2535 MHz;Duty Cycle: 1:1
Medium parameters used: f = 2535 MHz; σ = 1.932 S/m; ε_r = 38.06; ρ = 1000 kg/m^3 ;
Phantom section: Right Section

DASY5 Configuration:

- Probe: EX3DV4 - SN7522; ConvF(7.15, 7.15, 7.15)
- Sensor-Surface: 4mm (Mechanical Surface Detection)
- Electronics: DAE4 SN1562;Calibrated: 1/19/2021
- Phantom: SAM-Twin V8.0 P1aP2a; Type: QD 000 P41 AA; Serial: 1962
- Measurement SW: DASY52, Version 52.10 (2) ;

Area Scan (101x121x1): Interpolated grid: dx=1.000 mm, dy=1.000 mm
Maximum value of SAR (interpolated) = 0.535 W/kg

Zoom Scan (7x7x7)/Cube 0: Measurement grid: dx=5mm, dy=5mm, dz=5mm
Reference Value = 2.035 V/m; Power Drift = 0.07 dB
Peak SAR (extrapolated) = 1.05 W/kg
SAR(1 g) = 0.487 W/kg; SAR(10 g) = 0.244 W/kg
Maximum value of SAR (measured) = 0.552 W/kg

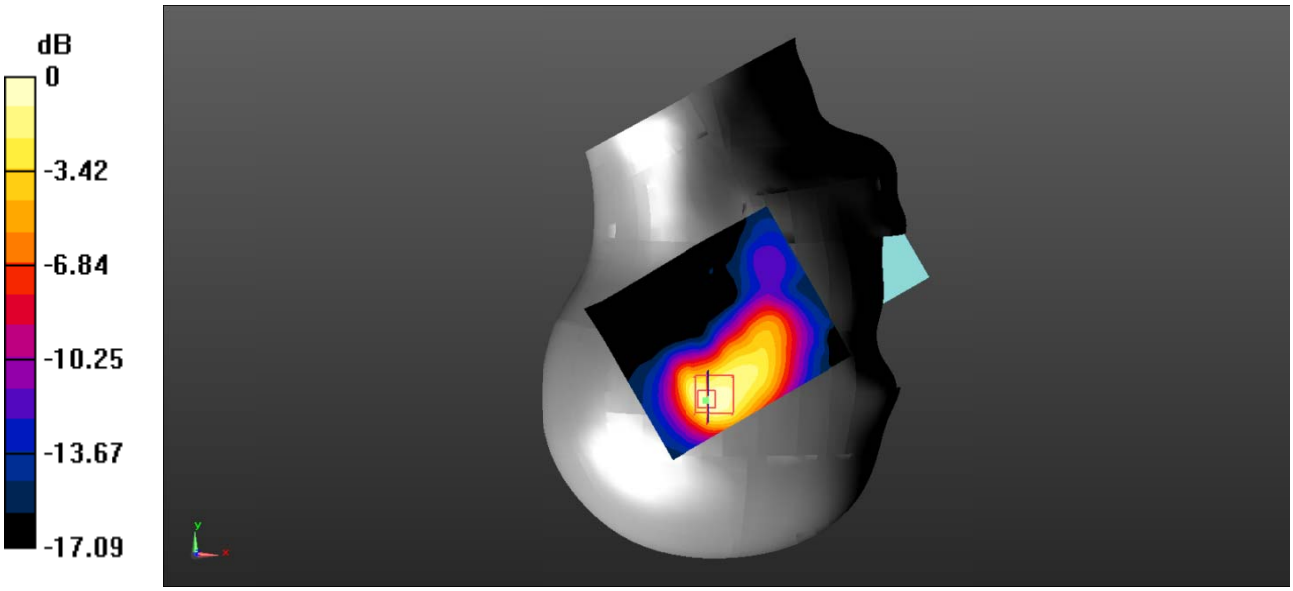

0 dB = 0.552 W/kg = -2.58 dBW/kg

Test Plot 95#: LTE Band 7_Head Right Cheek_50%RB_Middle

DUT: Mobile phone; Type: X689D; Serial: SZ1210204-04123E-SA-S_DD;

Communication System: Generic FDD-LTE; Frequency: 2535 MHz;Duty Cycle: 1:1
Medium parameters used: f = 2535 MHz; σ = 1.932 S/m; ε_r = 38.06; ρ = 1000 kg/m^3 ;
Phantom section: Right Section

DASY5 Configuration:

- Probe: EX3DV4 - SN7522; ConvF(7.15, 7.15, 7.15)
- Sensor-Surface: 4mm (Mechanical Surface Detection)
- Electronics: DAE4 SN1562;Calibrated: 1/19/2021
- Phantom: SAM-Twin V8.0 P1aP2a; Type: QD 000 P41 AA; Serial: 1962
- Measurement SW: DASY52, Version 52.10 (2) ;

Area Scan (101x121x1): Interpolated grid: dx=1.000 mm, dy=1.000 mm
Maximum value of SAR (interpolated) = 0.456 W/kg

Zoom Scan (7x7x7)/Cube 0: Measurement grid: dx=5mm, dy=5mm, dz=5mm
Reference Value = 2.052 V/m; Power Drift = 0.08 dB
Peak SAR (extrapolated) = 1.61 W/kg
SAR(1 g) = 0.393 W/kg; SAR(10 g) = 0.187 W/kg
Maximum value of SAR (measured) = 0.456 W/kg

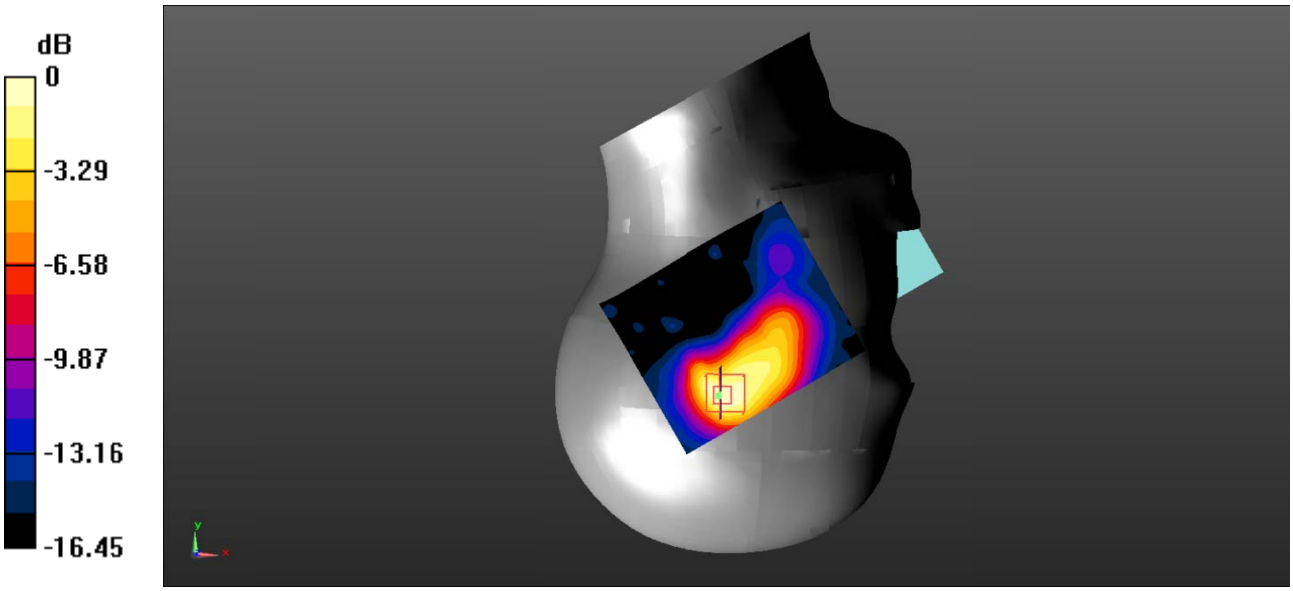

0 dB = 0.456 W/kg = -3.41 dBW/kg

Test Plot 96#: LTE Band 7_Head Right Tilt_1RB_Middle

DUT: Mobile phone; Type: X689D; Serial: SZ1210204-04123E-SA-S_DD;

Communication System: Generic FDD-LTE; Frequency: 2535 MHz;Duty Cycle: 1:1
Medium parameters used: f = 2535 MHz; σ = 1.932 S/m; ε_r = 38.06; ρ = 1000 kg/m^3 ;
Phantom section: Right Section

DASY5 Configuration:

- Probe: EX3DV4 - SN7522; ConvF(7.15, 7.15, 7.15)
- Sensor-Surface: 4mm (Mechanical Surface Detection)
- Electronics: DAE4 SN1562;Calibrated: 1/19/2021
- Phantom: SAM-Twin V8.0 P1aP2a; Type: QD 000 P41 AA; Serial: 1962
- Measurement SW: DASY52, Version 52.10 (2) ;

Area Scan (101x121x1): Interpolated grid: dx=1.000 mm, dy=1.000 mm
Maximum value of SAR (interpolated) = 0.733 W/kg

Zoom Scan (7x7x7)/Cube 0: Measurement grid: dx=5mm, dy=5mm, dz=5mm
Reference Value = 2.916 V/m; Power Drift = 0.08 dB
Peak SAR (extrapolated) = 1.44 W/kg
SAR(1 g) = 0.629 W/kg; SAR(10 g) = 0.275 W/kg
Maximum value of SAR (measured) = 0.700 W/kg

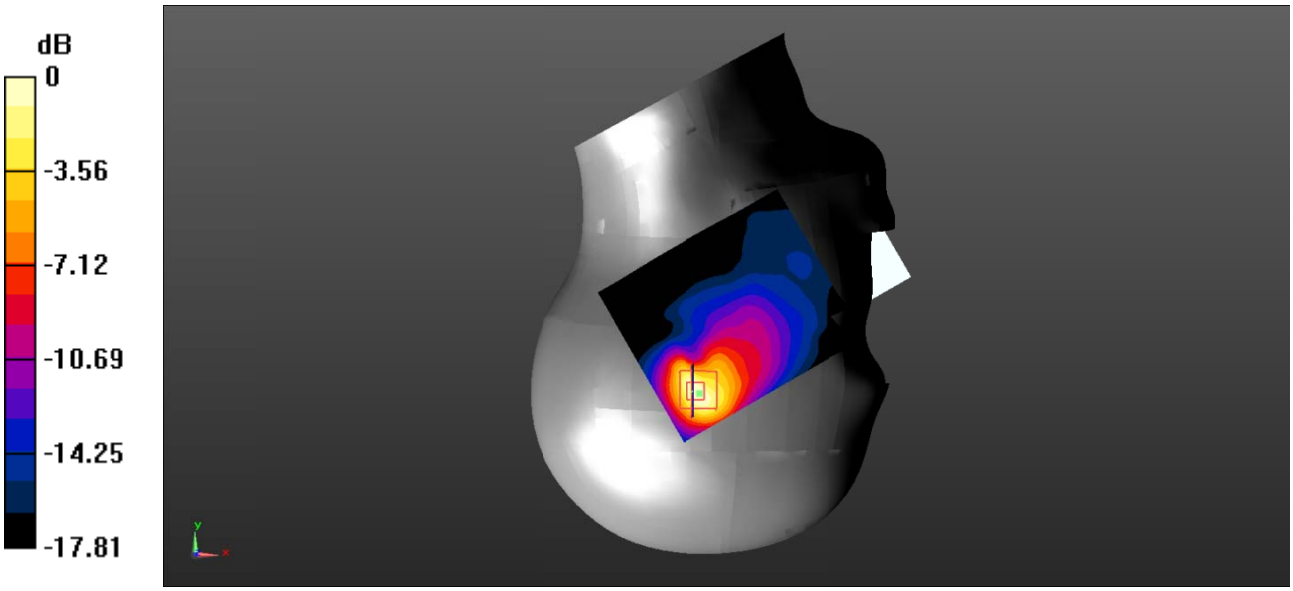

0 dB = 0.700 W/kg = -1.55 dBW/kg

Test Plot 97#: LTE Band 7_Head Right Tilt_50%RB_Middle

DUT: Mobile phone; Type: X689D; Serial: SZ1210204-04123E-SA-S_DD;

Communication System: Generic FDD-LTE; Frequency: 2535 MHz;Duty Cycle: 1:1
Medium parameters used: f = 2535 MHz; σ = 1.932 S/m; ε_r = 38.06; ρ = 1000 kg/m^3 ;
Phantom section: Right Section

DASY5 Configuration:

- Probe: EX3DV4 - SN7522; ConvF(7.15, 7.15, 7.15)
- Sensor-Surface: 4mm (Mechanical Surface Detection)
- Electronics: DAE4 SN1562;Calibrated: 1/19/2021
- Phantom: SAM-Twin V8.0 P1aP2a; Type: QD 000 P41 AA; Serial: 1962
- Measurement SW: DASY52, Version 52.10 (2) ;

Area Scan (101x121x1): Interpolated grid: dx=1.000 mm, dy=1.000 mm
Maximum value of SAR (interpolated) = 0.580 W/kg

Zoom Scan (7x7x7)/Cube 0: Measurement grid: dx=5mm, dy=5mm, dz=5mm
Reference Value = 2.358 V/m; Power Drift = 0.16 dB
Peak SAR (extrapolated) = 1.20 W/kg
SAR(1 g) = 0.521 W/kg; SAR(10 g) = 0.229 W/kg
Maximum value of SAR (measured) = 0.607 W/kg

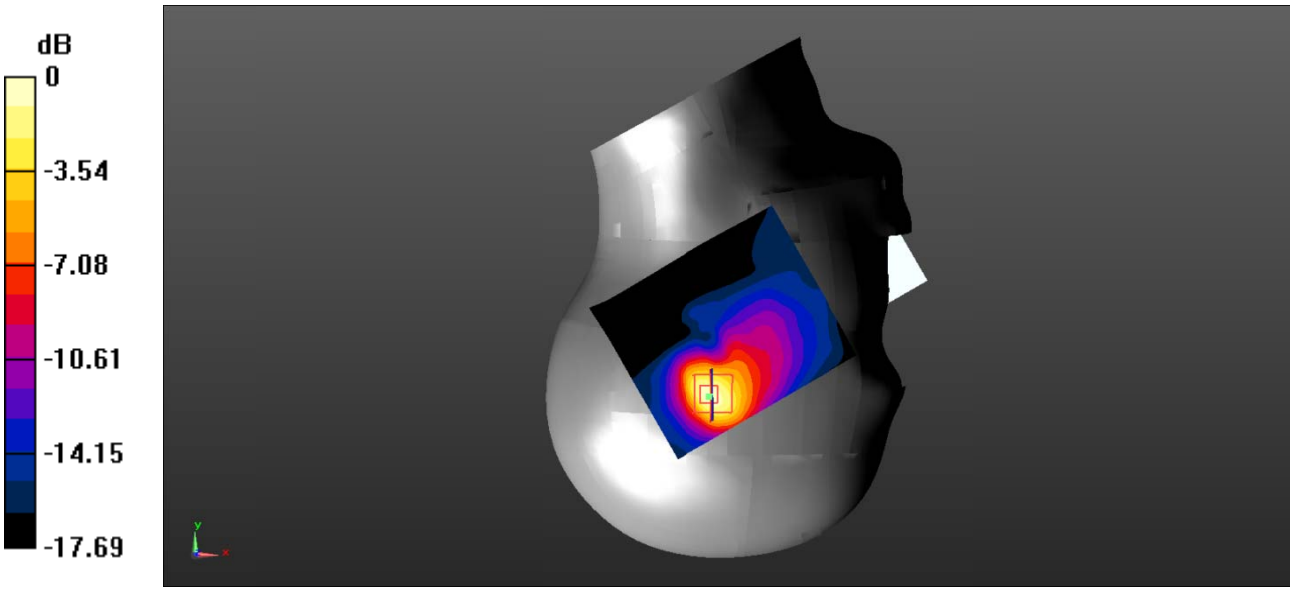

0 dB = 0.607 W/kg = -2.17 dBW/kg

Test Plot 98#: LTE Band 7_Body Back_1RB_Middle

DUT: Mobile phone; Type: X689D; Serial: SZ1210204-04123E-SA-S_DD;

Communication System: Generic FDD-LTE; Frequency: 2535 MHz;Duty Cycle: 1:1
Medium parameters used: f = 2535 MHz; σ = 1.932 S/m; ε_r = 38.06; ρ = 1000 kg/m^3 ;
Phantom section: Flat Section

DASY5 Configuration:

- Probe: EX3DV4 - SN7522; ConvF(7.15, 7.15, 7.15)
- Sensor-Surface: 4mm (Mechanical Surface Detection)
- Electronics: DAE4 SN1562;Calibrated: 1/19/2021
- Phantom: SAM-Twin V8.0 P1aP2a; Type: QD 000 P41 AA; Serial: 1962
- Measurement SW: DASY52, Version 52.10 (2) ;

Area Scan (101x121x1): Interpolated grid: dx=1.000 mm, dy=1.000 mm
Maximum value of SAR (interpolated) = 0.357 W/kg

Zoom Scan (7x7x7)/Cube 0: Measurement grid: dx=5mm, dy=5mm, dz=5mm
Reference Value = 4.809 V/m; Power Drift = -0.09 dB
Peak SAR (extrapolated) = 0.600 W/kg
SAR(1 g) = 0.314 W/kg; SAR(10 g) = 0.152 W/kg
Maximum value of SAR (measured) = 0.357 W/kg

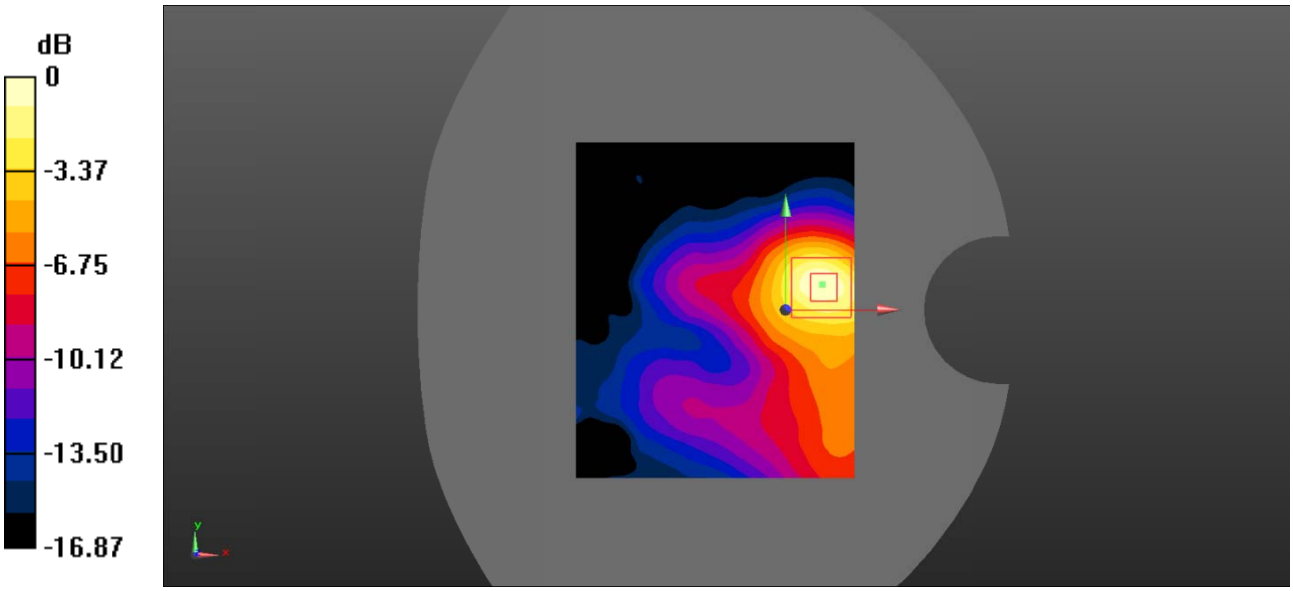

0 dB = 0.357 W/kg = -4.47 dBW/kg

Test Plot 99#: LTE Band 7_Body Back_50%RB_Middle

DUT: Mobile phone; Type: X689D; Serial: SZ1210204-04123E-SA-S_DD;

Communication System: Generic FDD-LTE; Frequency: 2535 MHz;Duty Cycle: 1:1
Medium parameters used: f = 2535 MHz; σ = 1.932 S/m; ε_r = 38.06; ρ = 1000 kg/m^3 ;
Phantom section: Flat Section

DASY5 Configuration:

- Probe: EX3DV4 - SN7522; ConvF(7.15, 7.15, 7.15)
- Sensor-Surface: 4mm (Mechanical Surface Detection)
- Electronics: DAE4 SN1562;Calibrated: 1/19/2021
- Phantom: SAM-Twin V8.0 P1aP2a; Type: QD 000 P41 AA; Serial: 1962
- Measurement SW: DASY52, Version 52.10 (2) ;

Area Scan (101x121x1): Interpolated grid: dx=1.000 mm, dy=1.000 mm
Maximum value of SAR (interpolated) = 0.301 W/kg

Zoom Scan (7x7x7)/Cube 0: Measurement grid: dx=5mm, dy=5mm, dz=5mm
Reference Value = 4.166 V/m; Power Drift = 0.08 dB
Peak SAR (extrapolated) = 0.488 W/kg
SAR(1 g) = 0.261 W/kg; SAR(10 g) = 0.127 W/kg
Maximum value of SAR (measured) = 0.298 W/kg

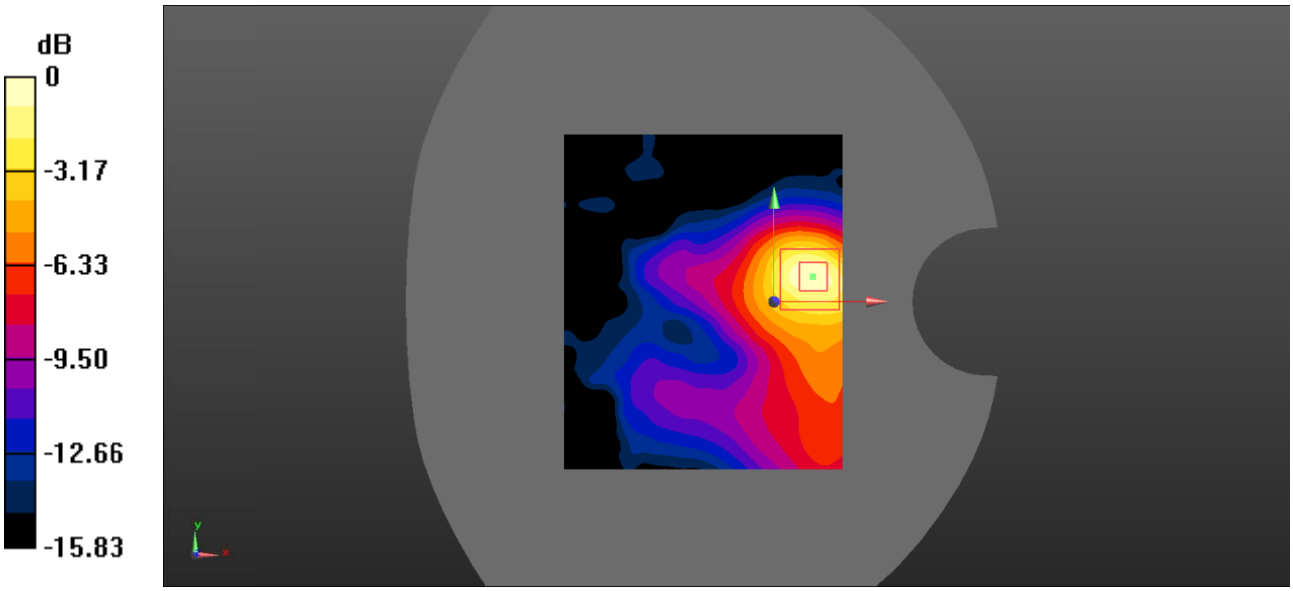

0 dB = 0.298 W/kg = -5.26 dBW/kg

Test Plot 100#: LTE Band 7_Body Left_1RB_Middle

DUT: Mobile phone; Type: X689D; Serial: SZ1210204-04123E-SA-S_DD;

Communication System: Generic FDD-LTE; Frequency: 2535 MHz;Duty Cycle: 1:1
Medium parameters used: f = 2535 MHz; σ = 1.932 S/m; ε_r = 38.06; ρ = 1000 kg/m^3 ;
Phantom section: Flat Section

DASY5 Configuration:

- Probe: EX3DV4 - SN7522; ConvF(7.15, 7.15, 7.15)
- Sensor-Surface: 4mm (Mechanical Surface Detection)
- Electronics: DAE4 SN1562;Calibrated: 1/19/2021
- Phantom: SAM-Twin V8.0 P1aP2a; Type: QD 000 P41 AA; Serial: 1962
- Measurement SW: DASY52, Version 52.10 (2) ;

Area Scan (101x121x1): Interpolated grid: dx=1.000 mm, dy=1.000 mm
Maximum value of SAR (interpolated) = 0.0997 W/kg

Zoom Scan (7x7x7)/Cube 0: Measurement grid: dx=5mm, dy=5mm, dz=5mm
Reference Value = 7.739 V/m; Power Drift = -0.11 dB
Peak SAR (extrapolated) = 0.214 W/kg
SAR(1 g) = 0.091 W/kg; SAR(10 g) = 0.050 W/kg
Maximum value of SAR (measured) = 0.0913 W/kg

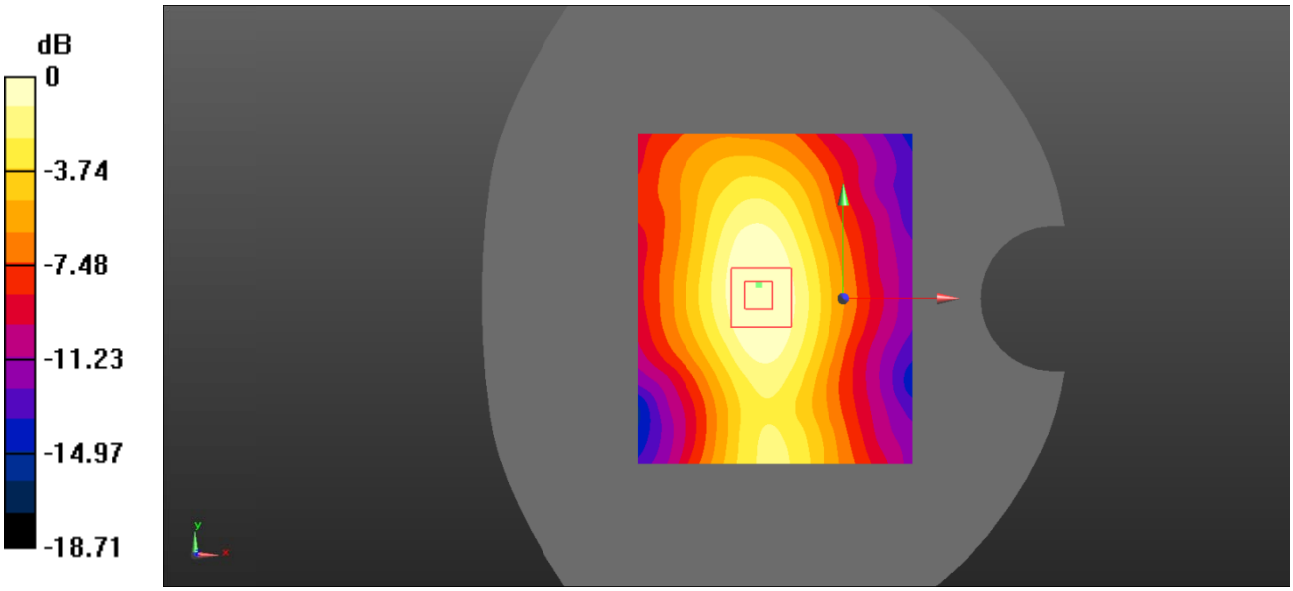

0 dB = 0.0913 W/kg = -10.40 dBW/kg

Test Plot 101#: LTE Band 7_Body Left_50%RB_Middle

DUT: Mobile phone; Type: X689D; Serial: SZ1210204-04123E-SA-S_DD;

Communication System: Generic FDD-LTE; Frequency: 2535 MHz;Duty Cycle: 1:1
Medium parameters used: f = 2535 MHz; σ = 1.932 S/m; ε_r = 38.06; ρ = 1000 kg/m^3 ;
Phantom section: Flat Section

DASY5 Configuration:

- Probe: EX3DV4 - SN7522; ConvF(7.15, 7.15, 7.15)
- Sensor-Surface: 4mm (Mechanical Surface Detection)
- Electronics: DAE4 SN1562;Calibrated: 1/19/2021
- Phantom: SAM-Twin V8.0 P1aP2a; Type: QD 000 P41 AA; Serial: 1962
- Measurement SW: DASY52, Version 52.10 (2) ;

Area Scan (101x141x1): Interpolated grid: dx=1.000 mm, dy=1.000 mm
Maximum value of SAR (interpolated) = 0.0686 W/kg

Zoom Scan (7x7x7)/Cube 0: Measurement grid: dx=5mm, dy=5mm, dz=5mm
Reference Value = 5.770 V/m; Power Drift = -0.08 dB
Peak SAR (extrapolated) = 0.147 W/kg
SAR(1 g) = 0.065 W/kg; SAR(10 g) = 0.036 W/kg
Maximum value of SAR (measured) = 0.0660 W/kg

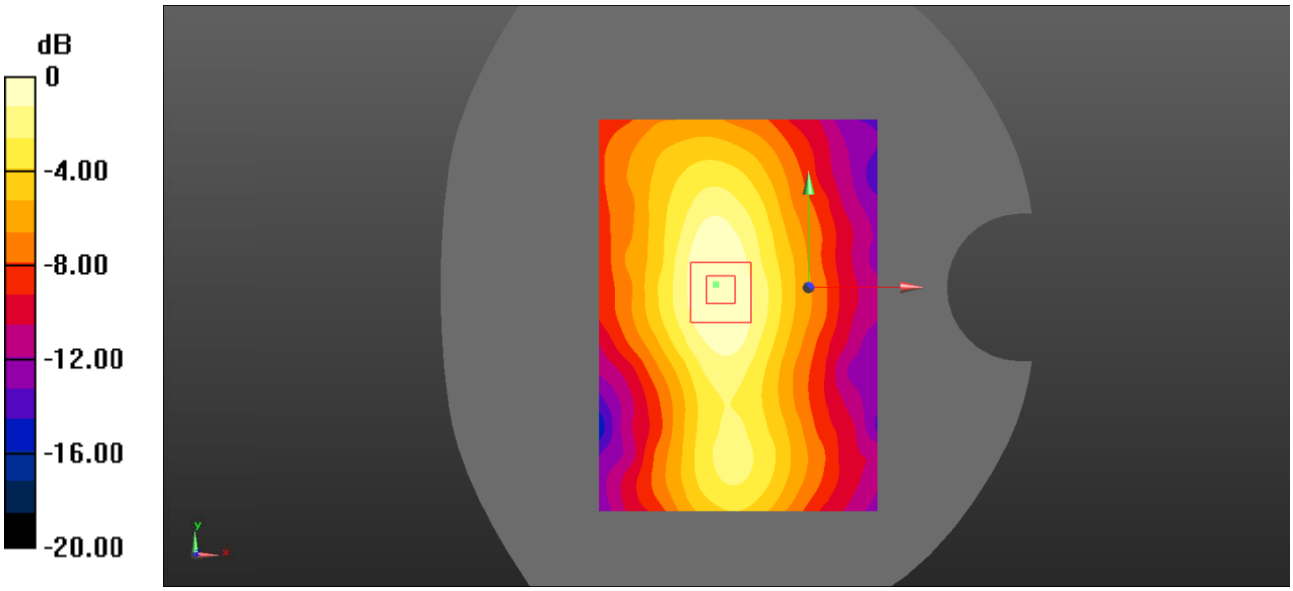

0 dB = 0.0660 W/kg = -11.80 dBW/kg

Test Plot 102#: LTE Band 7_Body Top_1RB_Middle

DUT: Mobile phone; Type: X689D; Serial: SZ1210204-04123E-SA-S_DD;

Communication System: Generic FDD-LTE; Frequency: 2535 MHz;Duty Cycle: 1:1
Medium parameters used: f = 2535 MHz; σ = 1.932 S/m; ε_r = 38.06; ρ = 1000 kg/m^3 ;
Phantom section: Flat Section

DASY5 Configuration:

- Probe: EX3DV4 - SN7522; ConvF(7.15, 7.15, 7.15)
- Sensor-Surface: 4mm (Mechanical Surface Detection)
- Electronics: DAE4 SN1562;Calibrated: 1/19/2021
- Phantom: SAM-Twin V8.0 P1aP2a; Type: QD 000 P41 AA; Serial: 1962
- Measurement SW: DASY52, Version 52.10 (2) ;

Area Scan (101x121x1): Interpolated grid: dx=1.000 mm, dy=1.000 mm
Maximum value of SAR (interpolated) = 0.389 W/kg

Zoom Scan (7x7x7)/Cube 0: Measurement grid: dx=5mm, dy=5mm, dz=5mm
Reference Value = 5.638 V/m; Power Drift = -0.06 dB
Peak SAR (extrapolated) = 0.794 W/kg
SAR(1 g) = 0.310 W/kg; SAR(10 g) = 0.136 W/kg
Maximum value of SAR (measured) = 0.341 W/kg

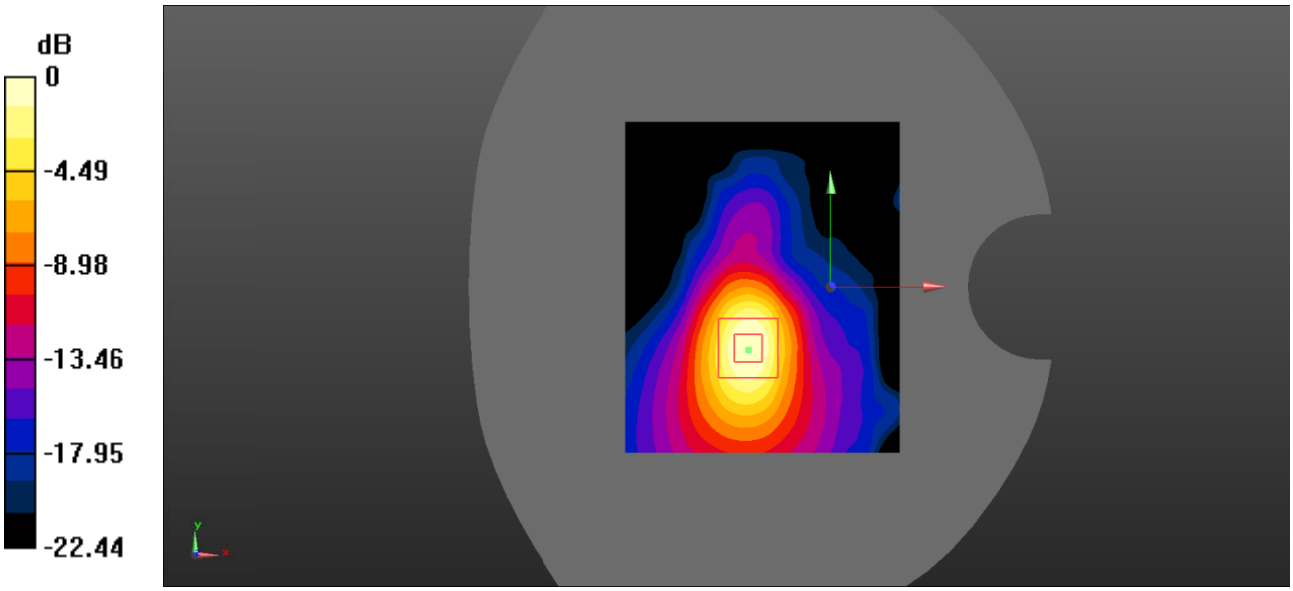

0 dB = 0.341 W/kg = -4.67 dBW/kg

Test Plot 103#: LTE Band 7_Body Top_50%RB_Middle

DUT: Mobile phone; Type: X689D; Serial: SZ1210204-04123E-SA-S_DD;

Communication System: Generic FDD-LTE; Frequency: 2535 MHz;Duty Cycle: 1:1
Medium parameters used: f = 2535 MHz; σ = 1.932 S/m; ε_r = 38.06; ρ = 1000 kg/m^3 ;
Phantom section: Flat Section

DASY5 Configuration:

- Probe: EX3DV4 - SN7522; ConvF(7.15, 7.15, 7.15)
- Sensor-Surface: 4mm (Mechanical Surface Detection)
- Electronics: DAE4 SN1562;Calibrated: 1/19/2021
- Phantom: SAM-Twin V8.0 P1aP2a; Type: QD 000 P41 AA; Serial: 1962
- Measurement SW: DASY52, Version 52.10 (2) ;

Area Scan (101x121x1): Interpolated grid: dx=1.000 mm, dy=1.000 mm
Maximum value of SAR (interpolated) = 0.300 W/kg

Zoom Scan (7x7x7)/Cube 0: Measurement grid: dx=5mm, dy=5mm, dz=5mm
Reference Value = 4.738 V/m; Power Drift = 0.18 dB
Peak SAR (extrapolated) = 0.640 W/kg
SAR(1 g) = 0.249 W/kg; SAR(10 g) = 0.109 W/kg
Maximum value of SAR (measured) = 0.271 W/kg

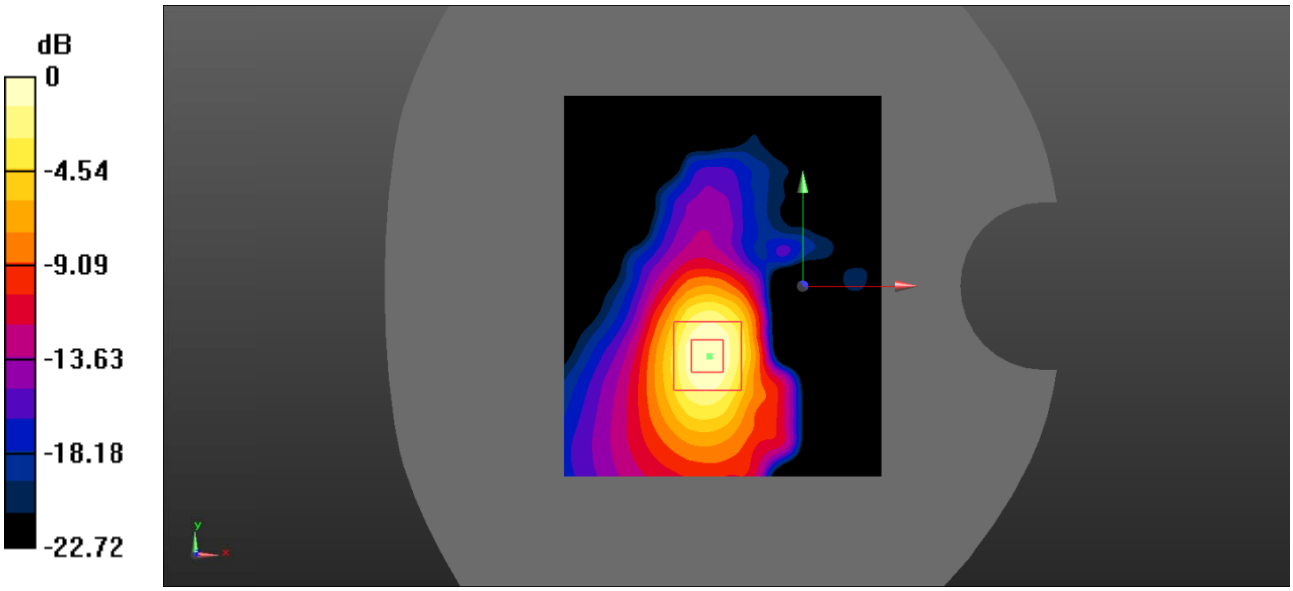

0 dB = 0.271 W/kg = -5.67 dBW/kg

Test Plot 104#: LTE Band 41_Head Left Cheek_1RB_Middle

DUT: Mobile phone; Type: X689D; Serial: SZ1210204-04123E-SA-S_DD;

Communication System: Generic TDD-LTE; Frequency: 2595 MHz;Duty Cycle: 1:2
Medium parameters used: f = 2595 MHz; σ = 1.967 S/m; ε_r = 38.356; ρ = 1000 kg/m^3 ;
Phantom section: Left Section

DASY5 Configuration:

- Probe: EX3DV4 - SN7522; ConvF(7.04, 7.04, 7.04)
- Sensor-Surface: 4mm (Mechanical Surface Detection)
- Electronics: DAE4 SN1562;Calibrated: 1/19/2021
- Phantom: SAM-Twin V8.0 P1aP2a; Type: QD 000 P41 AA; Serial: 1962
- Measurement SW: DASY52, Version 52.10 (2) ;

Area Scan (101x101x1): Interpolated grid: dx=1.000 mm, dy=1.000 mm
Maximum value of SAR (interpolated) = 0.276 W/kg

Zoom Scan (7x7x7)/Cube 0: Measurement grid: dx=5mm, dy=5mm, dz=5mm
Reference Value = 5.506 V/m; Power Drift = 0.12 dB
Peak SAR (extrapolated) = 0.511 W/kg
SAR(1 g) = 0.252 W/kg; SAR(10 g) = 0.129 W/kg
Maximum value of SAR (measured) = 0.273 W/kg



0 dB = 0.273 W/kg = -5.64 dBW/kg

Test Plot 105#: LTE Band 41_Head Left Cheek_50%RB_Middle

DUT: Mobile phone; Type: X689D; Serial: SZ1210204-04123E-SA-S_DD;

Communication System: Generic TDD-LTE; Frequency: 2595 MHz;Duty Cycle: 1:2
Medium parameters used: f = 2595 MHz; σ = 1.967 S/m; ε_r = 38.356; ρ = 1000 kg/m^3 ;
Phantom section: Left Section

DASY5 Configuration:

- Probe: EX3DV4 - SN7522; ConvF(7.04, 7.04, 7.04)
- Sensor-Surface: 4mm (Mechanical Surface Detection)
- Electronics: DAE4 SN1562;Calibrated: 1/19/2021
- Phantom: SAM-Twin V8.0 P1aP2a; Type: QD 000 P41 AA; Serial: 1962
- Measurement SW: DASY52, Version 52.10 (2) ;

Area Scan (101x111x1): Interpolated grid: dx=1.000 mm, dy=1.000 mm
Maximum value of SAR (interpolated) = 0.242 W/kg

Zoom Scan (7x7x7)/Cube 0: Measurement grid: dx=5mm, dy=5mm, dz=5mm
Reference Value = 5.637 V/m; Power Drift = -0.07 dB
Peak SAR (extrapolated) = 0.438 W/kg
SAR(1 g) = 0.210 W/kg; SAR(10 g) = 0.102 W/kg
Maximum value of SAR (measured) = 0.233 W/kg

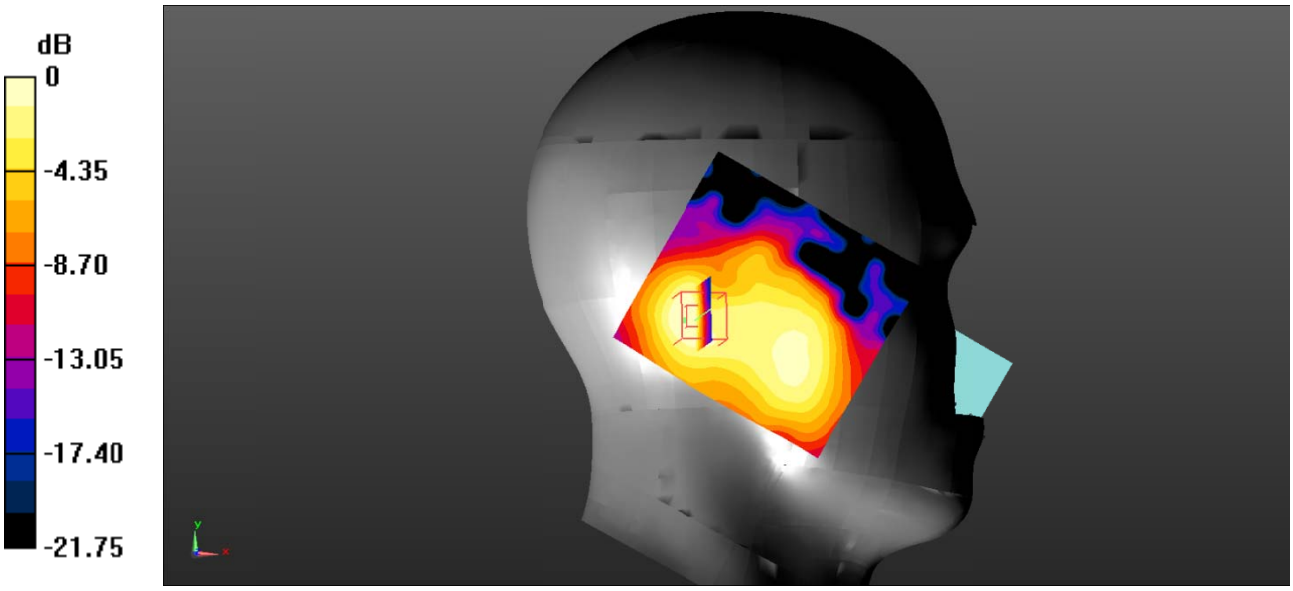

0 dB = 0.233 W/kg = -6.33 dBW/kg

Test Plot 106#: LTE Band 41_Head Left Tilt_1RB_Middle

DUT: Mobile phone; Type: X689D; Serial: SZ1210204-04123E-SA-S_DD;

Communication System: Generic TDD-LTE; Frequency: 2595 MHz;Duty Cycle: 1:2
Medium parameters used: f = 2595 MHz; σ = 1.967 S/m; ε_r = 38.356; ρ = 1000 kg/m^3 ;
Phantom section: Left Section

DASY5 Configuration:

- Probe: EX3DV4 - SN7522; ConvF(7.04, 7.04, 7.04)
- Sensor-Surface: 4mm (Mechanical Surface Detection)
- Electronics: DAE4 SN1562;Calibrated: 1/19/2021
- Phantom: SAM-Twin V8.0 P1aP2a; Type: QD 000 P41 AA; Serial: 1962
- Measurement SW: DASY52, Version 52.10 (2) ;

Area Scan (101x131x1): Interpolated grid: dx=1.000 mm, dy=1.000 mm
Maximum value of SAR (interpolated) = 0.426 W/kg

Zoom Scan (7x7x7)/Cube 0: Measurement grid: dx=5mm, dy=5mm, dz=5mm
Reference Value = 4.666 V/m; Power Drift = 0.10 dB
Peak SAR (extrapolated) = 0.688 W/kg
SAR(1 g) = 0.366 W/kg; SAR(10 g) = 0.180 W/kg
Maximum value of SAR (measured) = 0.409 W/kg

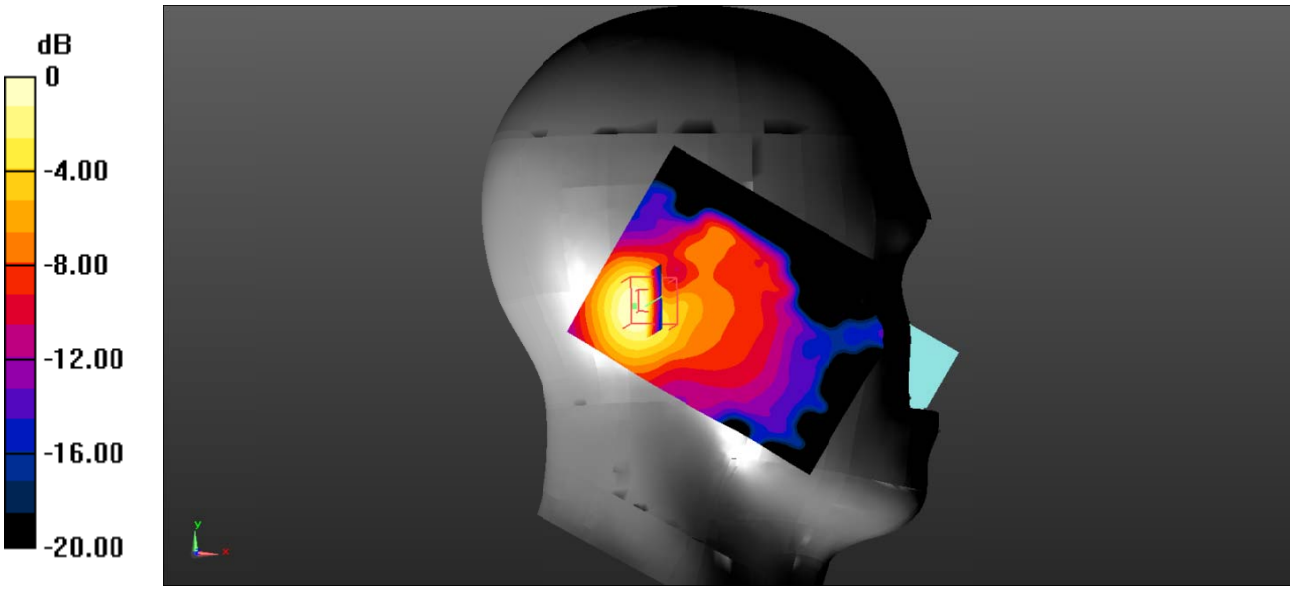

0 dB = 0.409 W/kg = -3.88 dBW/kg

Test Plot 107#: LTE Band 41_Head Left Tilt_50%RB_Middle

DUT: Mobile phone; Type: X689D; Serial: SZ1210204-04123E-SA-S_DD;

Communication System: Generic TDD-LTE; Frequency: 2595 MHz;Duty Cycle: 1:2
Medium parameters used: f = 2595 MHz; σ = 1.967 S/m; ε_r = 38.356; ρ = 1000 kg/m^3 ;
Phantom section: Left Section

DASY5 Configuration:

- Probe: EX3DV4 - SN7522; ConvF(7.04, 7.04, 7.04)
- Sensor-Surface: 4mm (Mechanical Surface Detection)
- Electronics: DAE4 SN1562;Calibrated: 1/19/2021
- Phantom: SAM-Twin V8.0 P1aP2a; Type: QD 000 P41 AA; Serial: 1962
- Measurement SW: DASY52, Version 52.10 (2) ;

Area Scan (101x131x1): Interpolated grid: dx=1.000 mm, dy=1.000 mm
Maximum value of SAR (interpolated) = 0.325 W/kg

Zoom Scan (7x7x7)/Cube 0: Measurement grid: dx=5mm, dy=5mm, dz=5mm
Reference Value = 4.304 V/m; Power Drift = 0.14 dB
Peak SAR (extrapolated) = 0.575 W/kg
SAR(1 g) = 0.292 W/kg; SAR(10 g) = 0.144 W/kg
Maximum value of SAR (measured) = 0.319 W/kg

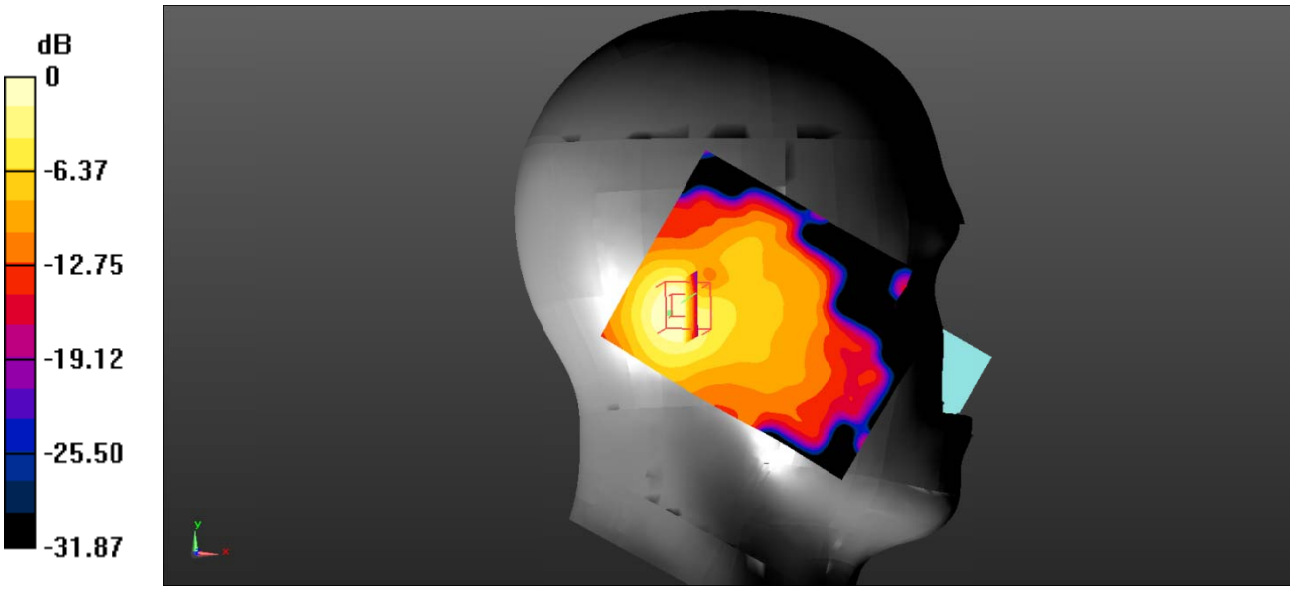

0 dB = 0.319 W/kg = -4.96 dBW/kg

Test Plot 108#: LTE Band 41_Head Right Cheek_1RB_Low

DUT: Mobile phone; Type: X689D; Serial: SZ1210204-04123E-SA-S_DD;

Communication System: Generic TDD-LTE; Frequency: 2545 MHz;Duty Cycle: 1:2
Medium parameters used: f = 2545 MHz; σ = 1.936 S/m; ε_r = 38.483; ρ = 1000 kg/m^3 ;
Phantom section: Right Section

DASY5 Configuration:

- Probe: EX3DV4 - SN7522; ConvF(7.15, 7.15, 7.15)
- Sensor-Surface: 4mm (Mechanical Surface Detection)
- Electronics: DAE4 SN1562;Calibrated: 1/19/2021
- Phantom: SAM-Twin V8.0 P1aP2a; Type: QD 000 P41 AA; Serial: 1962
- Measurement SW: DASY52, Version 52.10 (2) ;

Area Scan (101x121x1): Interpolated grid: dx=1.000 mm, dy=1.000 mm
Maximum value of SAR (interpolated) = 1.08 W/kg

Zoom Scan (7x7x7)/Cube 0: Measurement grid: dx=5mm, dy=5mm, dz=5mm
Reference Value = 7.320 V/m; Power Drift = 0.12 dB
Peak SAR (extrapolated) = 2.01 W/kg
SAR(1 g) = 0.955 W/kg; SAR(10 g) = 0.489 W/kg
Maximum value of SAR (measured) = 1.04 W/kg

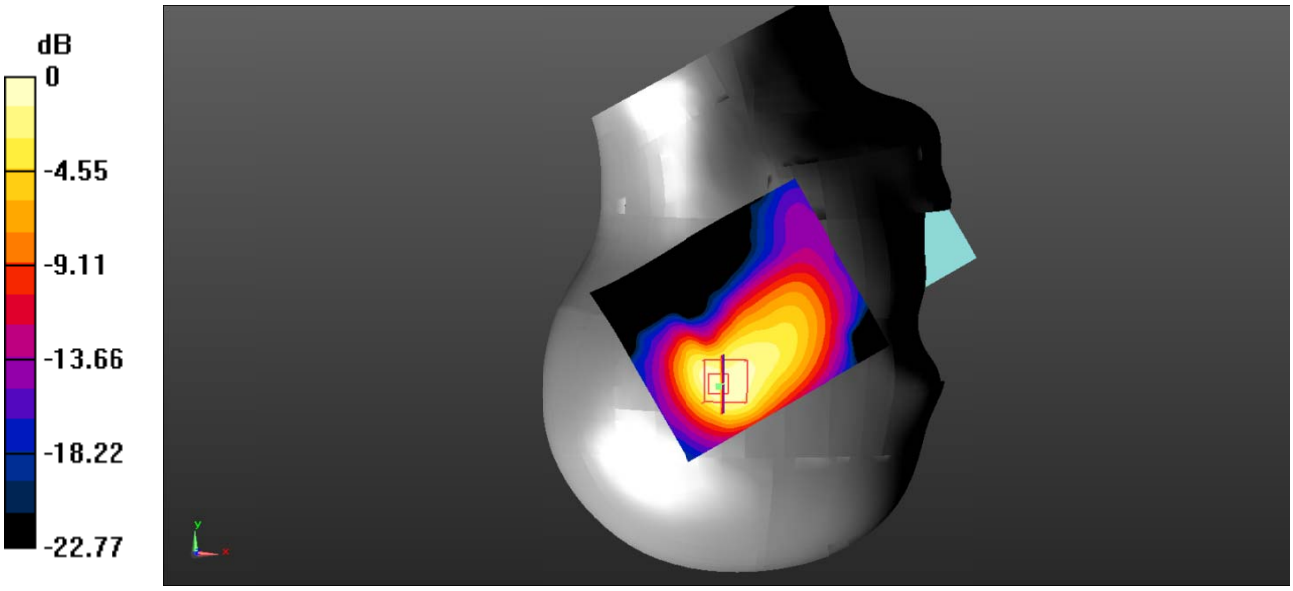

0 dB = 1.04 W/kg = 0.17 dBW/kg

Test Plot 109#: LTE Band 41_Head Right Cheek_1RB_Middle

DUT: Mobile phone; Type: X689D; Serial: SZ1210204-04123E-SA-S_DD;

Communication System: Generic TDD-LTE; Frequency: 2595 MHz;Duty Cycle: 1:2
Medium parameters used: f = 2595 MHz; σ = 1.967 S/m; ε_r = 38.356; ρ = 1000 kg/m^3 ;
Phantom section: Right Section

DASY5 Configuration:

- Probe: EX3DV4 - SN7522; ConvF(7.04, 7.04, 7.04)
- Sensor-Surface: 4mm (Mechanical Surface Detection)
- Electronics: DAE4 SN1562;Calibrated: 1/19/2021
- Phantom: SAM-Twin V8.0 P1aP2a; Type: QD 000 P41 AA; Serial: 1962
- Measurement SW: DASY52, Version 52.10 (2) ;

Area Scan (101x121x1): Interpolated grid: dx=1.000 mm, dy=1.000 mm
Maximum value of SAR (interpolated) = 1.01 W/kg

Zoom Scan (7x7x7)/Cube 0: Measurement grid: dx=5mm, dy=5mm, dz=5mm
Reference Value = 6.807 V/m; Power Drift = 0.17 dB
Peak SAR (extrapolated) = 1.85 W/kg
SAR(1 g) = 0.891 W/kg; SAR(10 g) = 0.457 W/kg
Maximum value of SAR (measured) = 0.969 W/kg

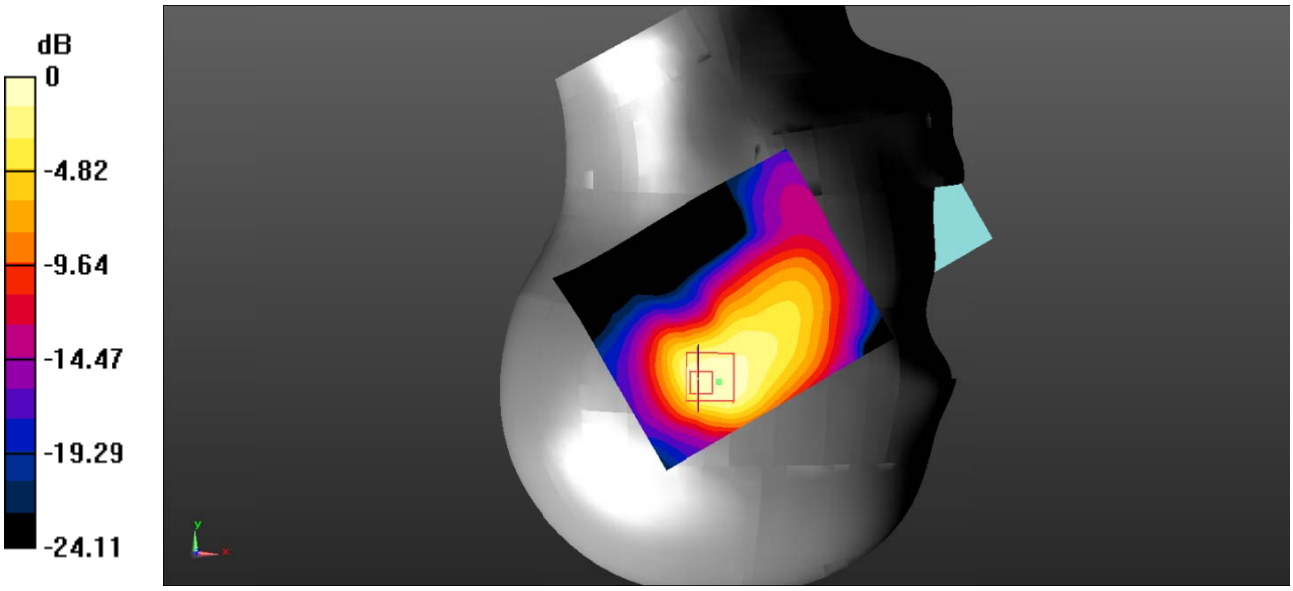

0 dB = 0.969 W/kg = -0.14 dBW/kg

Test Plot 110#: LTE Band 41_Head Right Cheek_1RB_High

DUT: Mobile phone; Type: X689D; Serial: SZ1210204-04123E-SA-S_DD;

Communication System: Generic TDD-LTE; Frequency: 2645 MHz;Duty Cycle: 1:2
Medium parameters used: f = 2645 MHz; σ = 1.979 S/m; ε_r = 38.251; ρ = 1000 kg/m^3 ;
Phantom section: Right Section

DASY5 Configuration:

- Probe: EX3DV4 - SN7522; ConvF(7.04, 7.04, 7.04)
- Sensor-Surface: 4mm (Mechanical Surface Detection)
- Electronics: DAE4 SN1562;Calibrated: 1/19/2021
- Phantom: SAM-Twin V8.0 P1aP2a; Type: QD 000 P41 AA; Serial: 1962
- Measurement SW: DASY52, Version 52.10 (2) ;

Area Scan (101x121x1): Interpolated grid: dx=1.000 mm, dy=1.000 mm
Maximum value of SAR (interpolated) = 0.814 W/kg

Zoom Scan (7x7x7)/Cube 0: Measurement grid: dx=5mm, dy=5mm, dz=5mm
Reference Value = 7.434 V/m; Power Drift = 0.17 dB
Peak SAR (extrapolated) = 1.53 W/kg
SAR(1 g) = 0.726 W/kg; SAR(10 g) = 0.370 W/kg
Maximum value of SAR (measured) = 0.787 W/kg

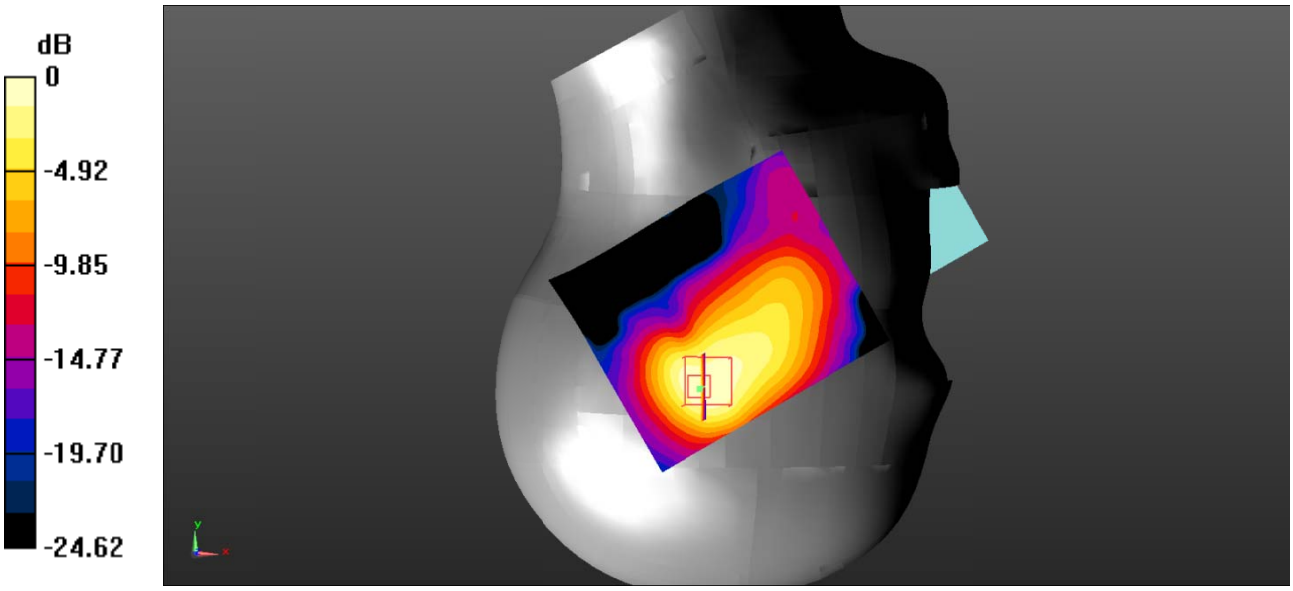

0 dB = 0.787 W/kg = -1.04 dBW/kg

Test Plot 111#: LTE Band 41_Head Right Cheek_50%RB_Low

DUT: Mobile phone; Type: X689D; Serial: SZ1210204-04123E-SA-S_DD;

Communication System: Generic TDD-LTE; Frequency: 2545 MHz;Duty Cycle: 1:2
Medium parameters used: f = 2545 MHz; σ = 1.936 S/m; ε_r = 38.483; ρ = 1000 kg/m^3 ;
Phantom section: Right Section

DASY5 Configuration:

- Probe: EX3DV4 - SN7522; ConvF(7.15, 7.15, 7.15)
- Sensor-Surface: 4mm (Mechanical Surface Detection)
- Electronics: DAE4 SN1562;Calibrated: 1/19/2021
- Phantom: SAM-Twin V8.0 P1aP2a; Type: QD 000 P41 AA; Serial: 1962
- Measurement SW: DASY52, Version 52.10 (2) ;

Area Scan (101x121x1): Interpolated grid: dx=1.000 mm, dy=1.000 mm
Maximum value of SAR (interpolated) = 0.882 W/kg

Zoom Scan (7x7x7)/Cube 0: Measurement grid: dx=5mm, dy=5mm, dz=5mm
Reference Value = 6.901 V/m; Power Drift = 0.18 dB
Peak SAR (extrapolated) = 1.66 W/kg
SAR(1 g) = 0.781 W/kg; SAR(10 g) = 0.400 W/kg
Maximum value of SAR (measured) = 0.849 W/kg

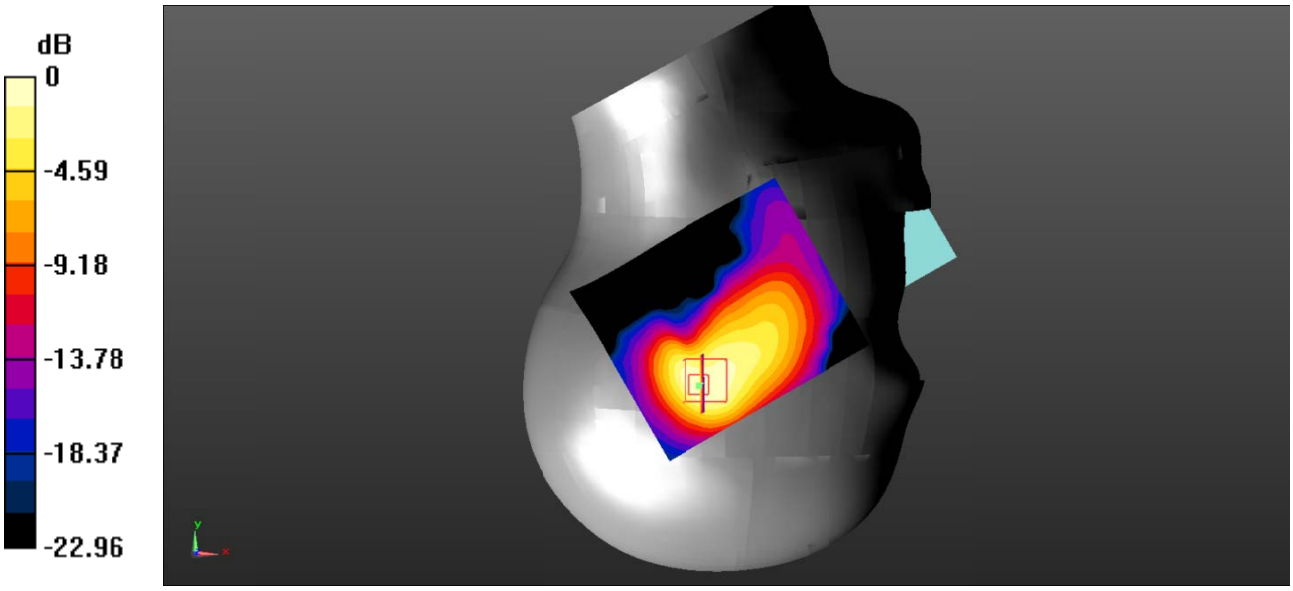

0 dB = 0.849 W/kg = -0.71 dBW/kg

Test Plot 112#: LTE Band 41_Head Right Cheek_50%RB_Middle

DUT: Mobile phone; Type: X689D; Serial: SZ1210204-04123E-SA-S_DD;

Communication System: Generic TDD-LTE; Frequency: 2595 MHz;Duty Cycle: 1:2
Medium parameters used: f = 2595 MHz; σ = 1.967 S/m; ε_r = 38.356; ρ = 1000 kg/m^3 ;
Phantom section: Right Section

DASY5 Configuration:

- Probe: EX3DV4 - SN7522; ConvF(7.04, 7.04, 7.04)
- Sensor-Surface: 4mm (Mechanical Surface Detection)
- Electronics: DAE4 SN1562;Calibrated: 1/19/2021
- Phantom: SAM-Twin V8.0 P1aP2a; Type: QD 000 P41 AA; Serial: 1962
- Measurement SW: DASY52, Version 52.10 (2) ;

Area Scan (101x121x1): Interpolated grid: dx=1.000 mm, dy=1.000 mm
Maximum value of SAR (interpolated) = 0.806 W/kg

Zoom Scan (7x7x7)/Cube 0: Measurement grid: dx=5mm, dy=5mm, dz=5mm
Reference Value = 5.163 V/m; Power Drift = 0.11 dB
Peak SAR (extrapolated) = 1.54 W/kg
SAR(1 g) = 0.730 W/kg; SAR(10 g) = 0.371 W/kg
Maximum value of SAR (measured) = 0.797 W/kg

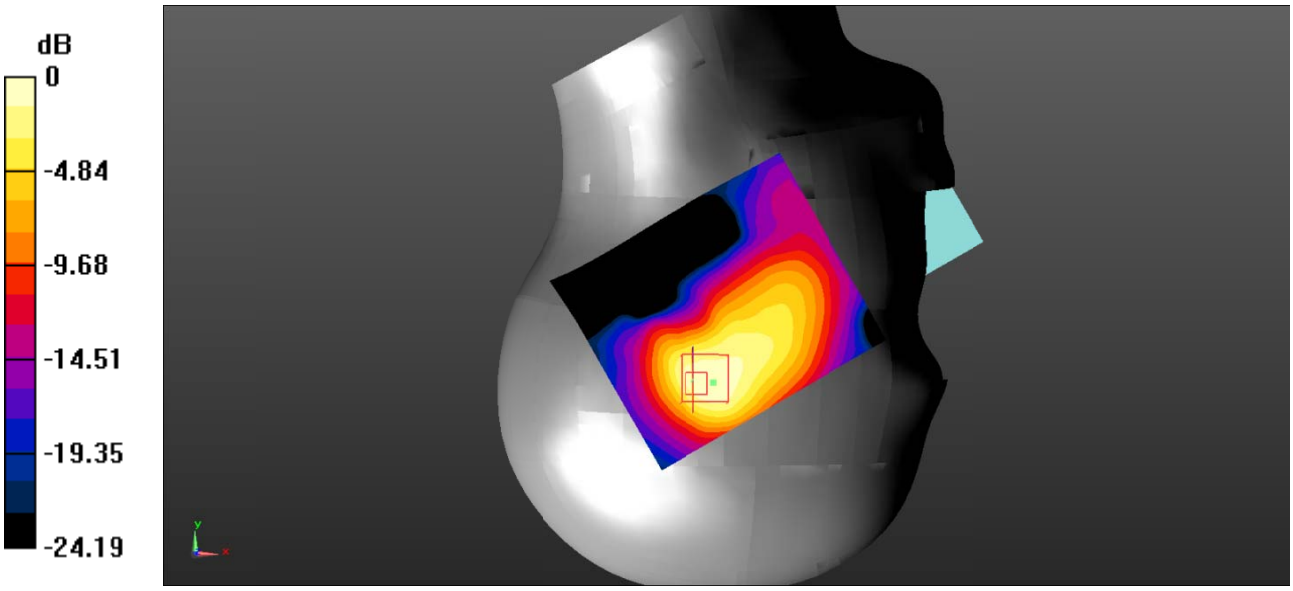

0 dB = 0.797 W/kg = -0.99 dBW/kg

Test Plot 113#: LTE Band 41_Head Right Cheek_50%RB_High

DUT: Mobile phone; Type: X689D; Serial: SZ1210204-04123E-SA-S_DD;

Communication System: UID 0, Generic TDD-LTE (0); Frequency: 2645 MHz;Duty Cycle: 1:1.58125
Medium parameters used (interpolated): f = 2645 MHz; σ = 1.979 S/m; ε_r = 38.251; ρ = 1000 kg/m^3

Phantom section: Right Section

DASY5 Configuration:

- Probe: EX3DV4 - SN7522; ConvF(7.04, 7.04, 7.04)
- Sensor-Surface: 4mm (Mechanical Surface Detection)
- Electronics: DAE4 SN1562;Calibrated: 1/19/2021
- Phantom: SAM-Twin V8.0 P1aP2a; Type: QD 000 P41 AA ; Serial: 1962
- Measurement SW: DASY52, Version 52.10 (2);

Area Scan (101x121x1): Interpolated grid: dx=1.000 mm, dy=1.000 mm
Maximum value of SAR (interpolated) = 0.671 W/kg

Zoom Scan (7x7x7)/Cube 0: Measurement grid: dx=5mm, dy=5mm, dz=5mm
Reference Value = 6.689 V/m; Power Drift = 0.11 dB
Peak SAR (extrapolated) = 1.26 W/kg
SAR(1 g) = 0.599 W/kg; SAR(10 g) = 0.305 W/kg

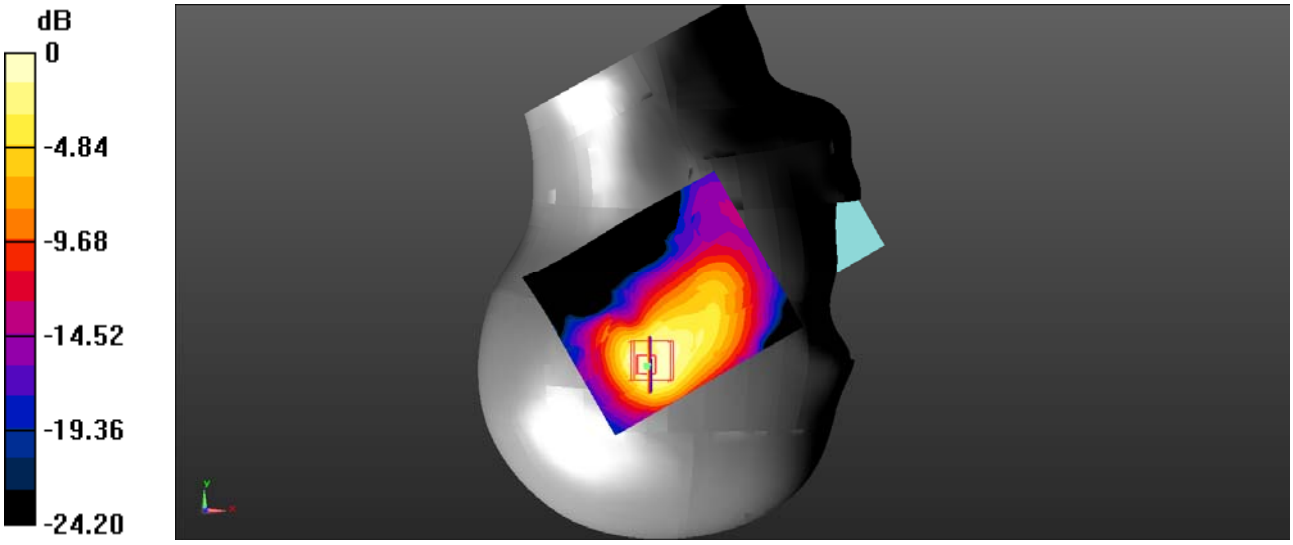

0 dB = 0.786 W/kg = -1.05 dBW/kg

Test Plot 114#: LTE Band 41_Head Right Cheek_100%RB_Low

DUT: Mobile phone; Type: X689D; Serial: SZ1210204-04123E-SA-S_DD;

Communication System: UID 0, Generic TDD-LTE (0); Frequency: 2545 MHz;Duty Cycle: 1:1.58125
Medium parameters used (interpolated): f = 2545 MHz; σ = 1.936 S/m; ε_r = 38.483; ρ = 1000 kg/m^3
Phantom section: Right Section

DASY5 Configuration:

- Probe: EX3DV4 - SN7522; ConvF(7.15, 7.15, 7.15)
- Sensor-Surface: 4mm (Mechanical Surface Detection)
- Electronics: DAE4 Sn1562; Calibrated: 1/19/2021
- Phantom: SAM-Twin V8.0 P1aP2a; Type: QD 000 P41 AA ; Serial: 1962
- Measurement SW: DASY52, Version 52.10 (2);

Area Scan (101x121x1): Interpolated grid: dx=1.000 mm, dy=1.000 mm
Maximum value of SAR (interpolated) = 0.758 W/kg

Head Right Cheek/LTE Band 41 100%RB Low/Zoom Scan (7x7x7)/Cube 0: Measurement grid: dx=5mm, dy=5mm, dz=5mm
Reference Value = 0.9400 V/m; Power Drift = 0.05 dB
Peak SAR (extrapolated) = 1.57 W/kg
SAR(1 g) = 0.683 W/kg; SAR(10 g) = 0.333 W/kg
Maximum value of SAR (measured) = 0.746 W/kg

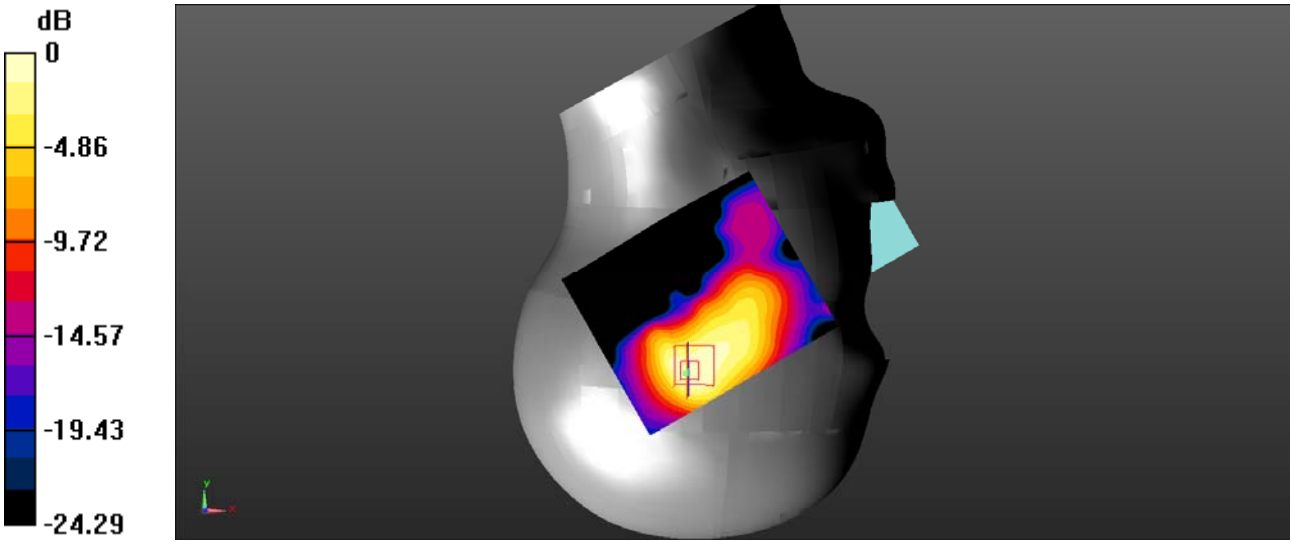

0 dB = 0.746 W/kg = -1.27 dBW/kg

Test Plot 115#: LTE Band 41_Head Right Cheek_100%RB_Middle

DUT: Mobile phone; Type: X689D; Serial: SZ1210204-04123E-SA-S_DD;

Communication System: UID 0, Generic TDD-LTE (0); Frequency: 2595 MHz;Duty Cycle: 1:1.58125
Medium parameters used (interpolated): f = 2595 MHz; σ = 1.967 S/m; ε_r = 38.356; ρ = 1000 kg/m^3
Phantom section: Right Section

DASY5 Configuration:

- Probe: EX3DV4 - SN7522; ConvF(7.04, 7.04, 7.04)
- Sensor-Surface: 4mm (Mechanical Surface Detection)
- Electronics: DAE4 Sn1562; Calibrated: 1/19/2021
- Phantom: SAM-Twin V8.0 P1aP2a; Type: QD 000 P41 AA ; Serial: 1962
- Measurement SW: DASY52, Version 52.10 (2);

Area Scan (101x121x1): Interpolated grid: dx=1.000 mm, dy=1.000 mm
Maximum value of SAR (interpolated) = 0.660 W/kg

Zoom Scan (7x7x7)/Cube 0: Measurement grid: dx=5mm, dy=5mm, dz=5mm
Reference Value = 2.760 V/m; Power Drift = -0.03 dB
Peak SAR (extrapolated) = 1.34 W/kg
SAR(1 g) = 0.596 W/kg; SAR(10 g) = 0.292 W/kg
Maximum value of SAR (measured) = 0.648 W/kg

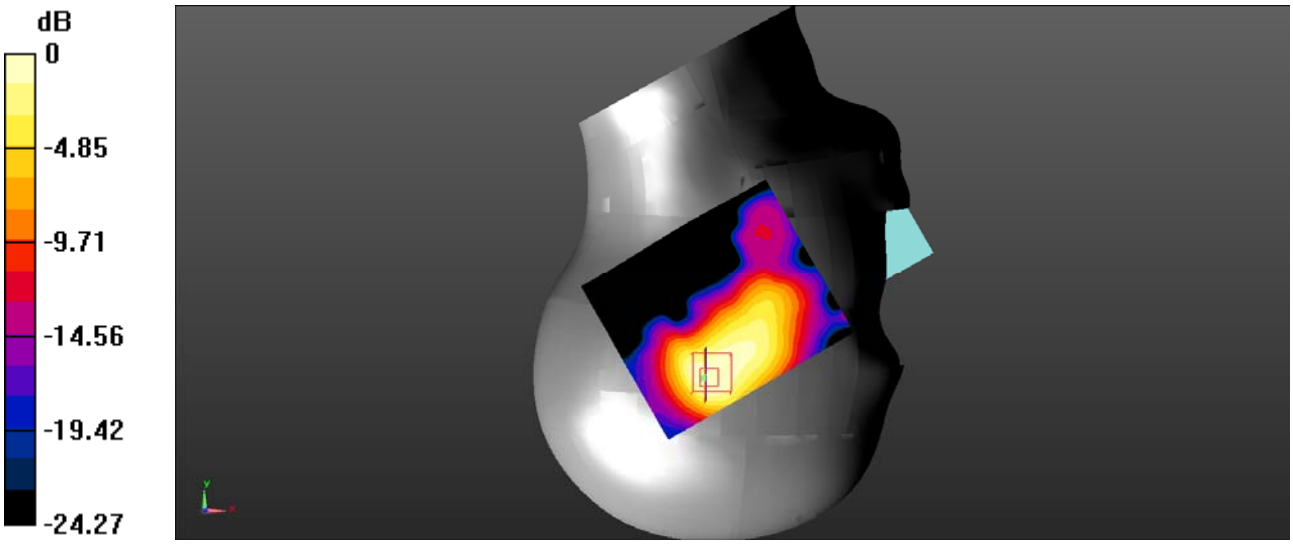

0 dB = 0.648 W/kg = -1.88 dBW/kg

Test Plot 116#: LTE Band 41_Head Right Cheek_100%RB_High

DUT: Mobile phone; Type: X689D; Serial: SZ1210204-04123E-SA-S_DD;

Communication System: UID 0, Generic TDD-LTE (0); Frequency: 2645 MHz;Duty Cycle: 1:1.58125
Medium parameters used (interpolated): f = 2645 MHz; σ = 1.979 S/m; ε_r = 38.251; ρ = 1000 kg/m^3
Phantom section: Right Section

DASY5 Configuration:

- Probe: EX3DV4 - SN7522; ConvF(7.04, 7.04, 7.04)
- Sensor-Surface: 4mm (Mechanical Surface Detection)
- Electronics: DAE4 Sn1562; Calibrated: 1/19/2021
- Phantom: SAM-Twin V8.0 P1aP2a; Type: QD 000 P41 AA ; Serial: 1962
- Measurement SW: DASY52, Version 52.10 (2);

Area Scan (101x121x1): Interpolated grid: dx=1.000 mm, dy=1.000 mm
Maximum value of SAR (interpolated) = 0.512 W/kg

Zoom Scan (7x7x7)/Cube 0: Measurement grid: dx=5mm, dy=5mm, dz=5mm
Reference Value = 2.203 V/m; Power Drift = 0.04 dB
Peak SAR (extrapolated) = 1.10 W/kg
SAR(1 g) = 0.472 W/kg; SAR(10 g) = 0.229 W/kg
Maximum value of SAR (measured) = 0.502 W/kg

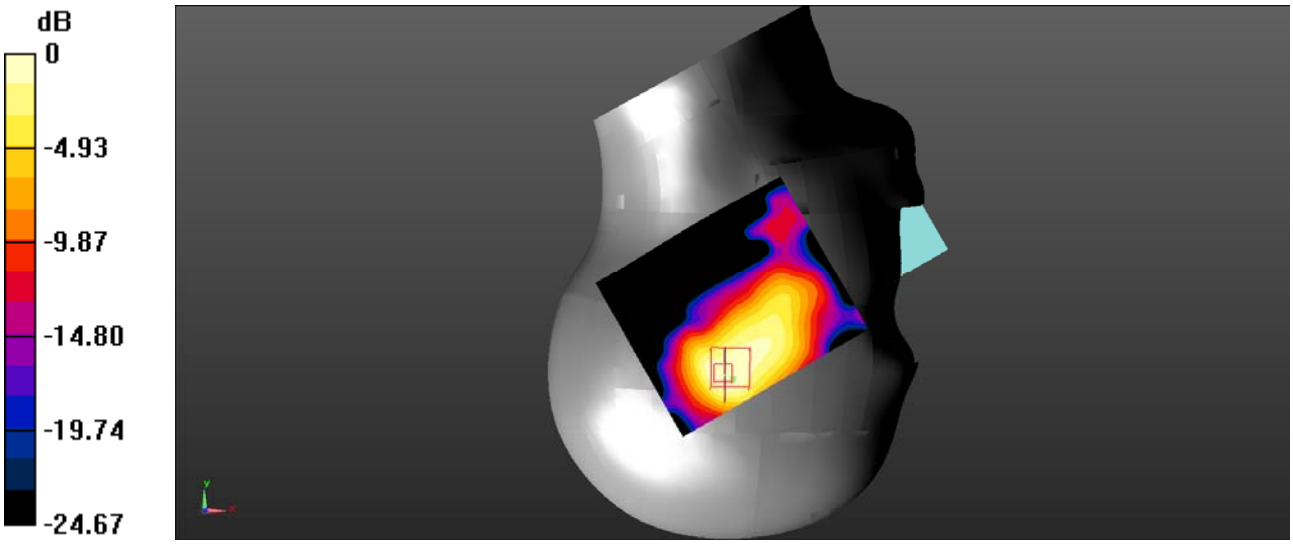

0 dB = 0.502 W/kg = -2.99 dBW/kg

Test Plot 117#: LTE Band 41_Head Right Tilt_1RB_Low

DUT: Mobile phone; Type: X689D; Serial: SZ1210204-04123E-SA-S_DD;

Communication System: Generic TDD-LTE; Frequency: 2545 MHz;Duty Cycle: 1:2
Medium parameters used: f = 2545 MHz; σ = 1.936 S/m; ε_r = 38.483; ρ = 1000 kg/m^3 ;
Phantom section: Right Section

DASY5 Configuration:

- Probe: EX3DV4 - SN7522; ConvF(7.15, 7.15, 7.15)
- Sensor-Surface: 4mm (Mechanical Surface Detection)
- Electronics: DAE4 SN1562;Calibrated: 1/19/2021
- Phantom: SAM-Twin V8.0 P1aP2a; Type: QD 000 P41 AA; Serial: 1962
- Measurement SW: DASY52, Version 52.10 (2) ;

Area Scan (101x131x1): Interpolated grid: dx=1.000 mm, dy=1.000 mm
Maximum value of SAR (interpolated) = 1.46 W/kg

Zoom Scan (7x7x7)/Cube 0: Measurement grid: dx=5mm, dy=5mm, dz=5mm
Reference Value = 2.438 V/m; Power Drift = 0.10 dB
Peak SAR (extrapolated) = 2.93 W/kg
SAR(1 g) = 1.29 W/kg; SAR(10 g) = 0.595 W/kg
Maximum value of SAR (measured) = 1.47 W/kg

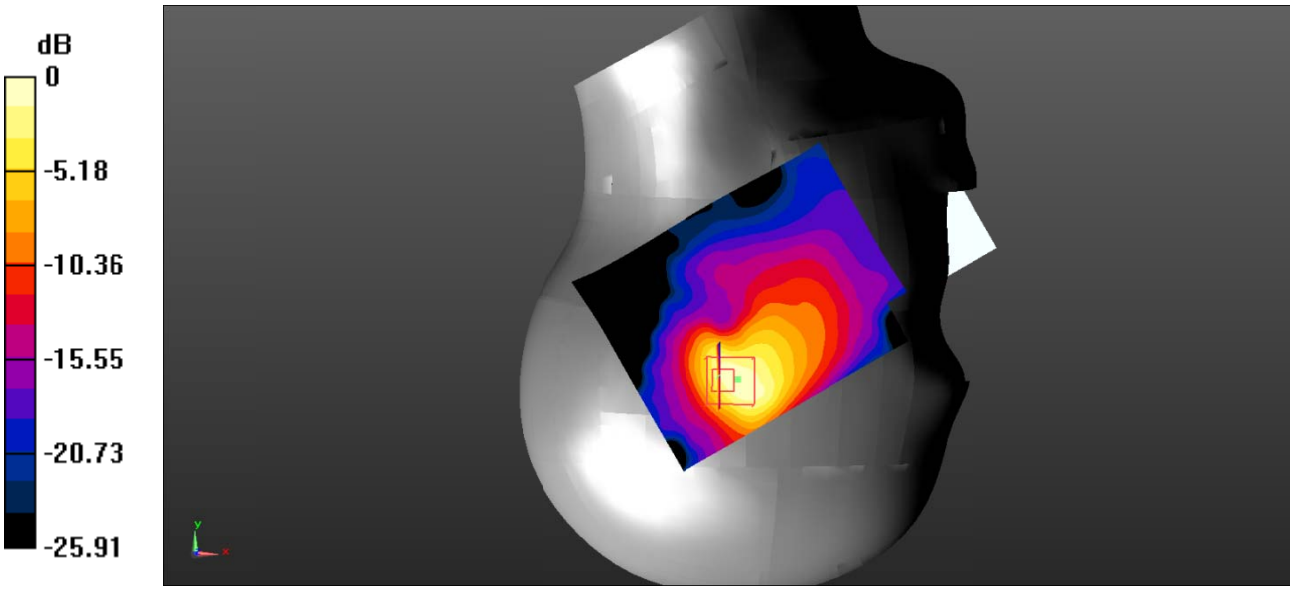

0 dB = 1.47 W/kg = 1.67 dBW/kg

Test Plot 118#: LTE Band 41_Head Right Tilt_1RB_Middle

DUT: Mobile phone; Type: X689D; Serial: SZ1210204-04123E-SA-S_DD;

Communication System: Generic TDD-LTE; Frequency: 2595 MHz;Duty Cycle: 1:2
Medium parameters used: f = 2595 MHz; σ = 1.967 S/m; ε_r = 38.356; ρ = 1000 kg/m^3 ;
Phantom section: Right Section

DASY5 Configuration:

- Probe: EX3DV4 - SN7522; ConvF(7.04, 7.04, 7.04)
- Sensor-Surface: 4mm (Mechanical Surface Detection)
- Electronics: DAE4 SN1562;Calibrated: 1/19/2021
- Phantom: SAM-Twin V8.0 P1aP2a; Type: QD 000 P41 AA; Serial: 1962
- Measurement SW: DASY52, Version 52.10 (2) ;

Area Scan (101x131x1): Interpolated grid: dx=1.000 mm, dy=1.000 mm
Maximum value of SAR (interpolated) = 1.40 W/kg

Zoom Scan (7x7x7)/Cube 0: Measurement grid: dx=5mm, dy=5mm, dz=5mm
Reference Value = 5.264 V/m; Power Drift = -0.06 dB
Peak SAR (extrapolated) = 2.50 W/kg
SAR(1 g) = 1.11 W/kg; SAR(10 g) = 0.496 W/kg
Maximum value of SAR (measured) = 1.23 W/kg

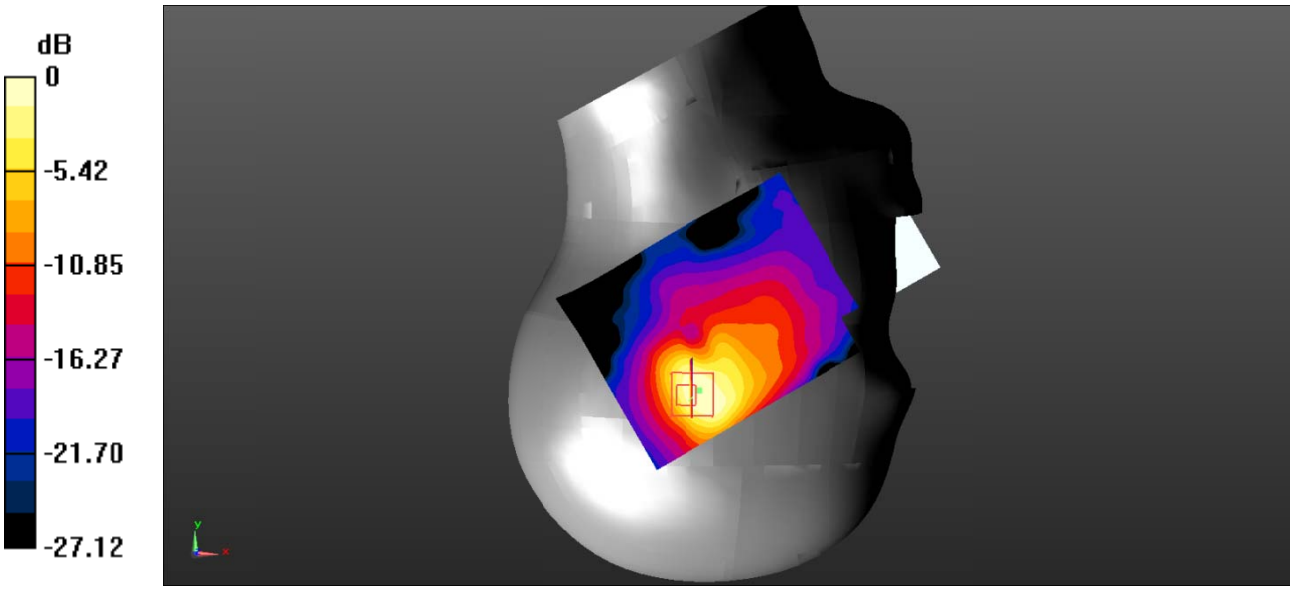

0 dB = 1.23 W/kg = 0.90 dBW/kg

Test Plot 119#: LTE Band 41_Head Right Tilt_1RB_High

DUT: Mobile phone; Type: X689D; Serial: SZ1210204-04123E-SA-S_DD;

Communication System: Generic TDD-LTE; Frequency: 2645 MHz;Duty Cycle: 1:2
Medium parameters used: f = 2645 MHz; σ = 1.979 S/m; ε_r = 38.251; ρ = 1000 kg/m^3 ;
Phantom section: Right Section

DASY5 Configuration:

- Probe: EX3DV4 - SN7522; ConvF(7.04, 7.04, 7.04)
- Sensor-Surface: 4mm (Mechanical Surface Detection)
- Electronics: DAE4 SN1562;Calibrated: 1/19/2021
- Phantom: SAM-Twin V8.0 P1aP2a; Type: QD 000 P41 AA; Serial: 1962
- Measurement SW: DASY52, Version 52.10 (2) ;

Area Scan (101x131x1): Interpolated grid: dx=1.000 mm, dy=1.000 mm
Maximum value of SAR (interpolated) = 1.02 W/kg

Zoom Scan (7x7x7)/Cube 0: Measurement grid: dx=5mm, dy=5mm, dz=5mm
Reference Value = 4.134 V/m; Power Drift = 0.17 dB
Peak SAR (extrapolated) = 2.07 W/kg
SAR(1 g) = 0.936 W/kg; SAR(10 g) = 0.428 W/kg
Maximum value of SAR (measured) = 1.03 W/kg

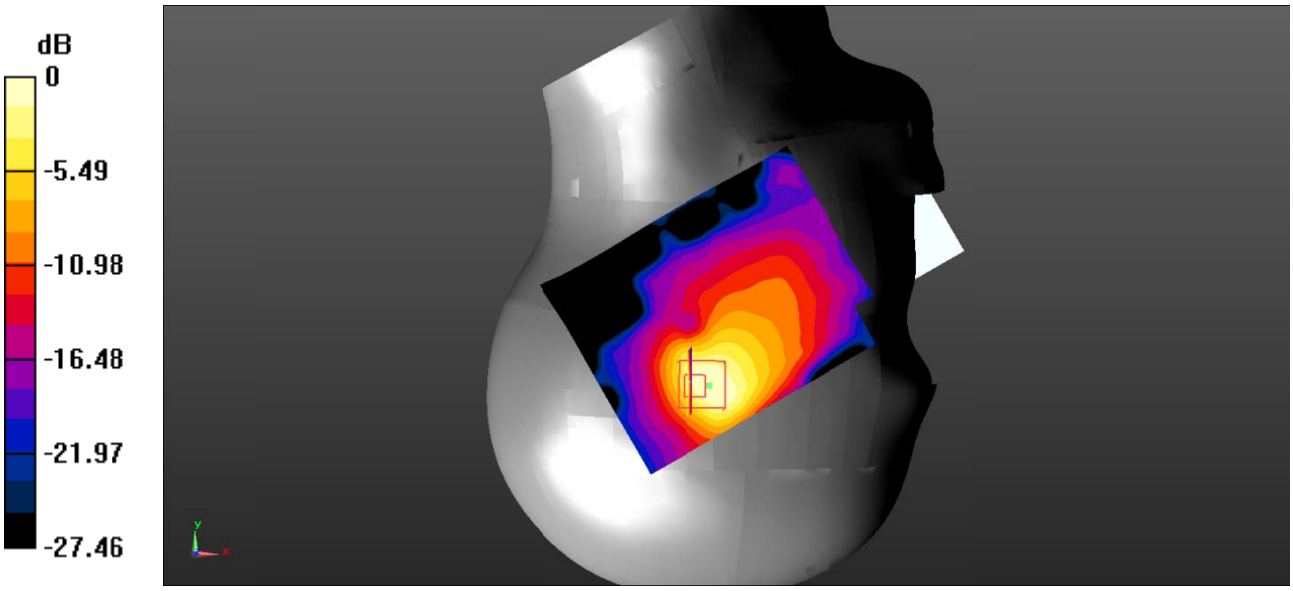

0 dB = 1.03 W/kg = 0.13 dBW/kg

Test Plot 120#: LTE Band 41_Head Right Tilt_50%RB_Low

DUT: Mobile phone; Type: X689D; Serial: SZ1210204-04123E-SA-S_DD;

Communication System: Generic TDD-LTE; Frequency: 2545 MHz;Duty Cycle: 1:2
Medium parameters used: f = 2545 MHz; σ = 1.936 S/m; ε_r = 38.483; ρ = 1000 kg/m^3 ;
Phantom section: Right Section

DASY5 Configuration:

- Probe: EX3DV4 - SN7522; ConvF(7.15, 7.15, 7.15)
- Sensor-Surface: 4mm (Mechanical Surface Detection)
- Electronics: DAE4 SN1562;Calibrated: 1/19/2021
- Phantom: SAM-Twin V8.0 P1aP2a; Type: QD 000 P41 AA; Serial: 1962
- Measurement SW: DASY52, Version 52.10 (2) ;

Area Scan (101x131x1): Interpolated grid: dx=1.000 mm, dy=1.000 mm
Maximum value of SAR (interpolated) = 1.00 W/kg

Zoom Scan (7x7x7)/Cube 0: Measurement grid: dx=5mm, dy=5mm, dz=5mm
Reference Value = 4.083 V/m; Power Drift = 0.05 dB
Peak SAR (extrapolated) = 2.15 W/kg
SAR(1 g) = 0.894 W/kg; SAR(10 g) = 0.385 W/kg
Maximum value of SAR (measured) = 0.987 W/kg

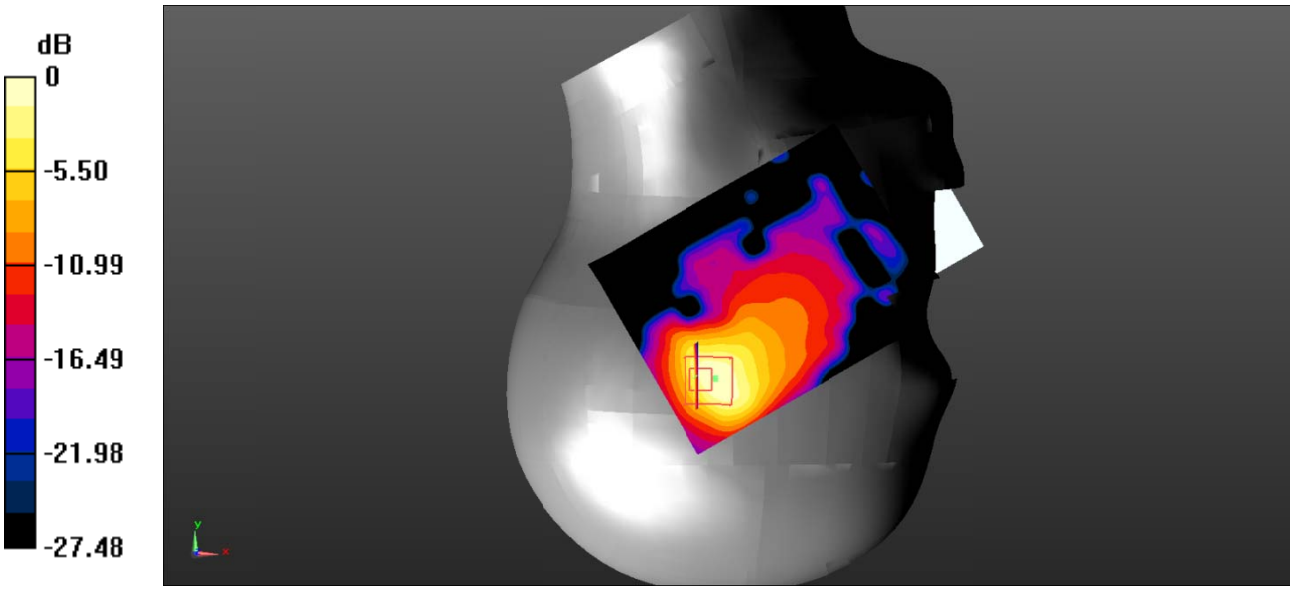

0 dB = 0.987 W/kg = -0.06 dBW/kg

Test Plot 121#: LTE Band 41_Head Right Tilt_50%RB_Middle

DUT: Mobile phone; Type: X689D; Serial: SZ1210204-04123E-SA-S_DD;

Communication System: Generic TDD-LTE; Frequency: 2595 MHz;Duty Cycle: 1:2
Medium parameters used: f = 2595 MHz; σ = 1.967 S/m; ε_r = 38.356; ρ = 1000 kg/m^3 ;
Phantom section: Right Section

DASY5 Configuration:

- Probe: EX3DV4 - SN7522; ConvF(7.04, 7.04, 7.04)
- Sensor-Surface: 4mm (Mechanical Surface Detection)
- Electronics: DAE4 SN1562;Calibrated: 1/19/2021
- Phantom: SAM-Twin V8.0 P1aP2a; Type: QD 000 P41 AA; Serial: 1962
- Measurement SW: DASY52, Version 52.10 (2) ;

Area Scan (101x131x1): Interpolated grid: dx=1.000 mm, dy=1.000 mm
Maximum value of SAR (interpolated) = 0.980 W/kg

Zoom Scan (7x7x7)/Cube 0: Measurement grid: dx=5mm, dy=5mm, dz=5mm
Reference Value = 3.968 V/m; Power Drift = 0.06 dB
Peak SAR (extrapolated) = 2.02 W/kg
SAR(1 g) = 0.712 W/kg; SAR(10 g) = 0.296 W/kg
Maximum value of SAR (measured) = 0.775 W/kg

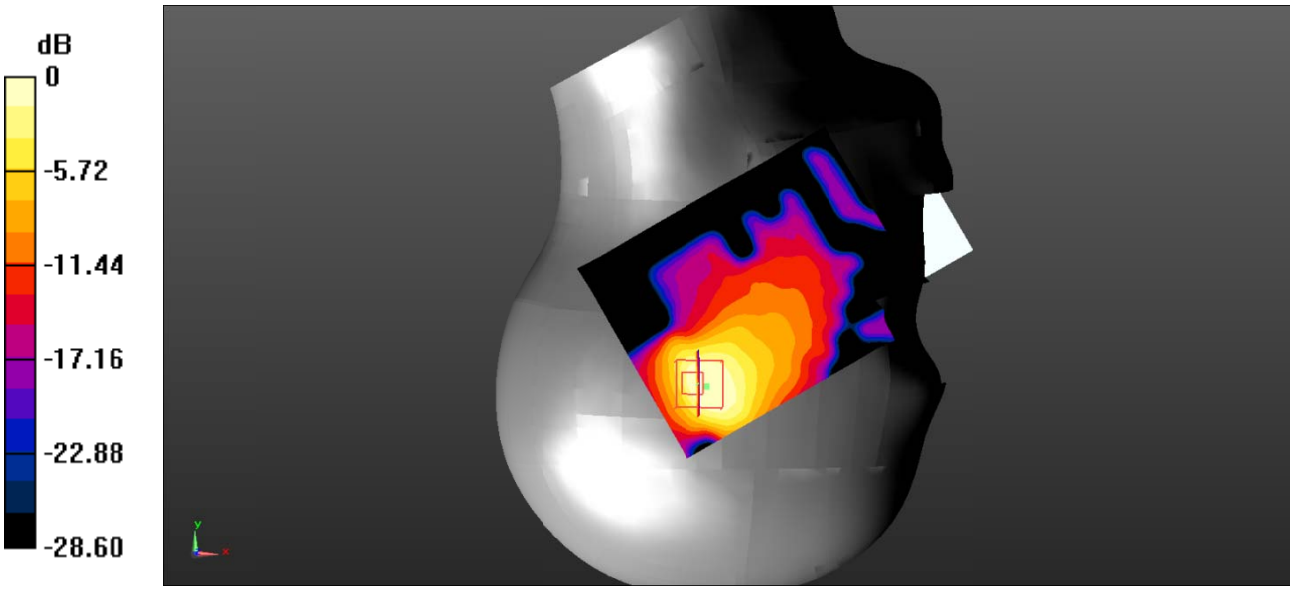

0 dB = 0.775 W/kg = -1.11 dBW/kg

Test Plot 122#: LTE Band 41_Head Right Tilt_50%RB_High

DUT: Mobile phone; Type: X689D; Serial: SZ1210204-04123E-SA-S_DD;

Communication System: Generic TDD-LTE; Frequency: 2645 MHz;Duty Cycle: 1:2
Medium parameters used: f = 2645 MHz; σ = 1.979 S/m; ε_r = 38.251; ρ = 1000 kg/m^3 ;
Phantom section: Right Section

DASY5 Configuration:

- Probe: EX3DV4 - SN7522; ConvF(7.04, 7.04, 7.04)
- Sensor-Surface: 4mm (Mechanical Surface Detection)
- Electronics: DAE4 SN1562;Calibrated: 1/19/2021
- Phantom: SAM-Twin V8.0 P1aP2a; Type: QD 000 P41 AA; Serial: 1962
- Measurement SW: DASY52, Version 52.10 (2) ;

Area Scan (101x131x1): Interpolated grid: dx=1.000 mm, dy=1.000 mm
Maximum value of SAR (interpolated) = 0.644 W/kg

Zoom Scan (7x7x7)/Cube 0: Measurement grid: dx=5mm, dy=5mm, dz=5mm
Reference Value = 4.456 V/m; Power Drift = 0.13 dB
Peak SAR (extrapolated) = 1.40 W/kg
SAR(1 g) = 0.573 W/kg; SAR(10 g) = 0.242 W/kg
Maximum value of SAR (measured) = 0.646 W/kg

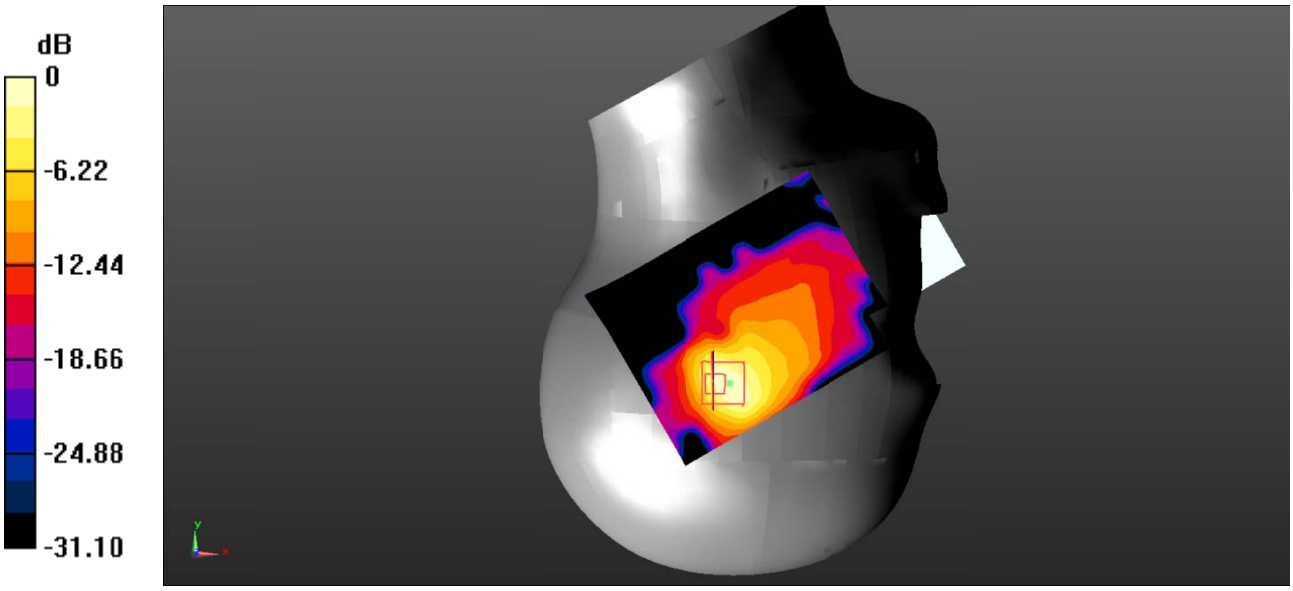

0 dB = 0.646 W/kg = -1.90 dBW/kg

Test Plot 123#: LTE Band 41_Head Right Tilt_100%RB_Low

DUT: Mobile phone; Type: X689D; Serial: SZ1210204-04123E-SA-S_DD;

Communication System: UID 0, Generic TDD-LTE (0); Frequency: 2545 MHz;Duty Cycle: 1:1.58125
Medium parameters used (interpolated): f = 2545 MHz; σ = 1.936 S/m; ε_r = 38.483; ρ = 1000 kg/m^3
Phantom section: Right Section

DASY5 Configuration:

- Probe: EX3DV4 - SN7522; ConvF(7.15, 7.15, 7.15)
- Sensor-Surface: 4mm (Mechanical Surface Detection)
- Electronics: DAE4 Sn1562; Calibrated: 1/19/2021
- Phantom: SAM-Twin V8.0 P1aP2a; Type: QD 000 P41 AA ; Serial: 1962
- Measurement SW: DASY52, Version 52.10 (2);

Area Scan (101x121x1): Interpolated grid: dx=1.000 mm, dy=1.000 mm
Maximum value of SAR (interpolated) = 0.758 W/kg

Zoom Scan (7x7x7)/Cube 0: Measurement grid: dx=5mm, dy=5mm, dz=5mm
Reference Value = 0.9400 V/m; Power Drift = 0.05 dB
Peak SAR (extrapolated) = 1.57 W/kg
SAR(1 g) = 0.683 W/kg; SAR(10 g) = 0.333 W/kg
Maximum value of SAR (measured) = 0.746 W/kg

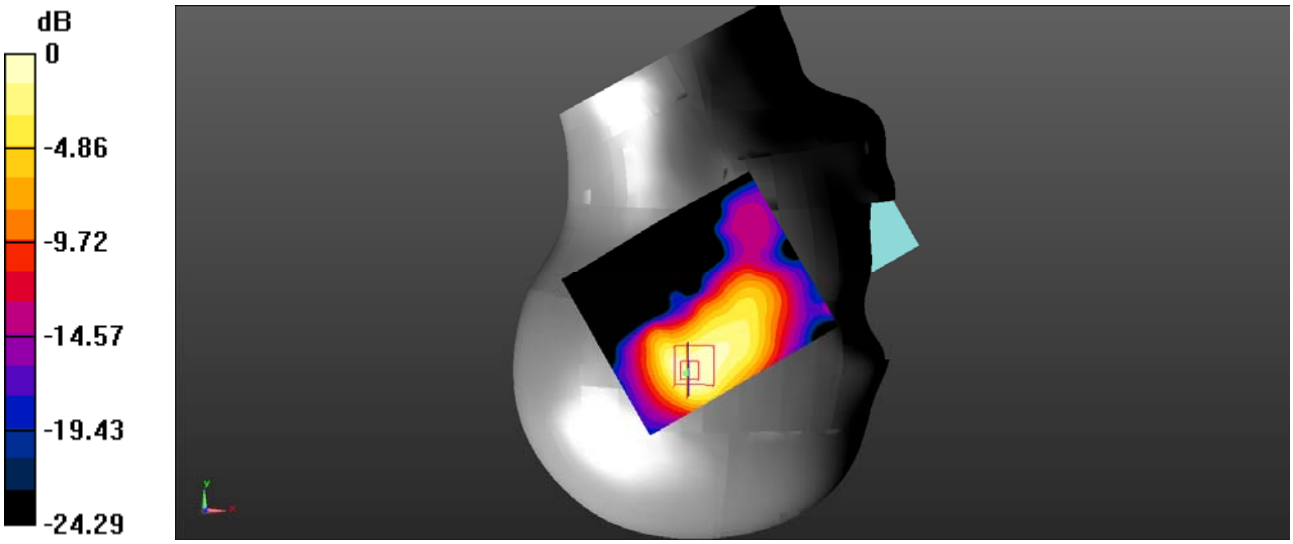

0 dB = 0.746 W/kg = -1.27 dBW/kg

Test Plot 124#: LTE Band 41_Head Right Tilt_100%RB_Middle

DUT: Mobile phone; Type: X689D; Serial: SZ1210204-04123E-SA-S_DD;

Communication System: UID 0, Generic TDD-LTE (0); Frequency: 2595 MHz;Duty Cycle: 1:1.58125
Medium parameters used (interpolated): f = 2595 MHz; σ = 1.96 S/m; ε_r = 38.356; ρ = 1000 kg/m^3
Phantom section: Right Section

DASY5 Configuration:

- Probe: EX3DV4 - SN7522; ConvF(7.04, 7.04, 7.04)
- Sensor-Surface: 4mm (Mechanical Surface Detection)
- Electronics: DAE4 Sn1562; Calibrated: 1/19/2021
- Phantom: SAM-Twin V8.0 P1aP2a; Type: QD 000 P41 AA ; Serial: 1962
- Measurement SW: DASY52, Version 52.10 (2);

Area Scan (101x121x1): Interpolated grid: dx=1.000 mm, dy=1.000 mm
Maximum value of SAR (interpolated) = 0.660 W/kg

Zoom Scan (7x7x7)/Cube 0: Measurement grid: dx=5mm, dy=5mm, dz=5mm
Reference Value = 2.760 V/m; Power Drift = -0.03 dB
Peak SAR (extrapolated) = 1.34 W/kg
SAR(1 g) = 0.596 W/kg; SAR(10 g) = 0.292 W/kg
Maximum value of SAR (measured) = 0.648 W/kg

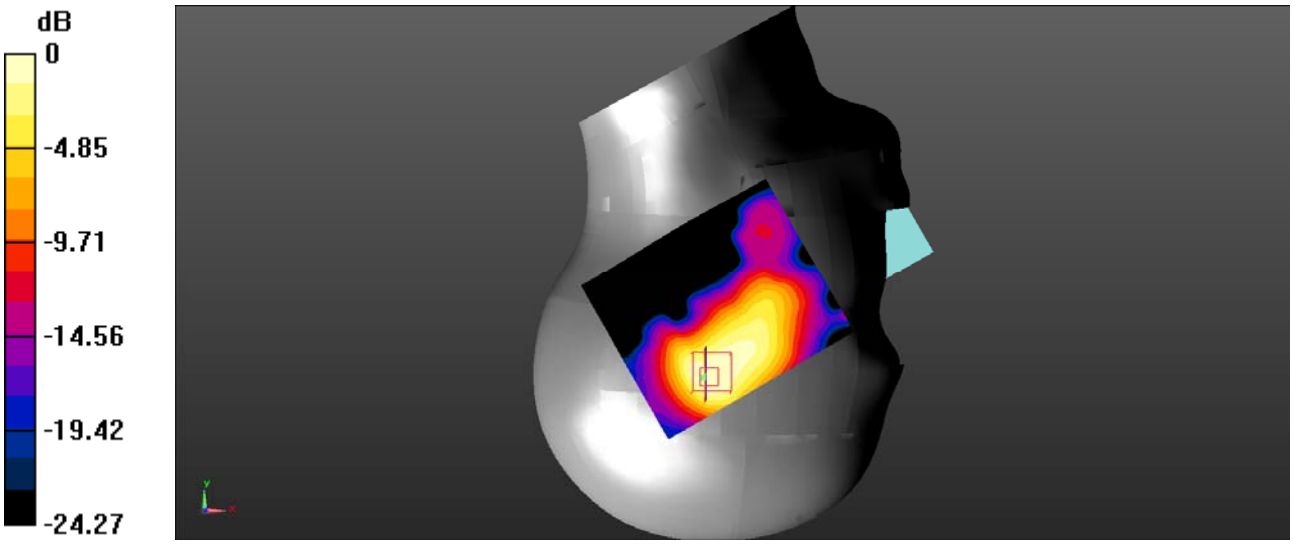

0 dB = 0.648 W/kg = -1.88 dBW/kg

Test Plot 125#: LTE Band 41_Head Right Tilt_100%RB_High

DUT: Mobile phone; Type: X689D; Serial: SZ1210204-04123E-SA-S_DD;

Communication System: UID 0, Generic TDD-LTE (0); Frequency: 2645 MHz;Duty Cycle: 1:1.58125
Medium parameters used (interpolated): f = 2645 MHz; σ = 1.979 S/m; ε_r = 38.251; ρ = 1000 kg/m^3
Phantom section: Right Section

DASY5 Configuration:

- Probe: EX3DV4 - SN7522; ConvF(7.04, 7.04, 7.04)
- Sensor-Surface: 4mm (Mechanical Surface Detection)
- Electronics: DAE4 Sn1562; Calibrated: 1/19/2021
- Phantom: SAM-Twin V8.0 P1aP2a; Type: QD 000 P41 AA ; Serial: 1962
- Measurement SW: DASY52, Version 52.10 (2);

Area Scan (101x121x1): Interpolated grid: dx=1.000 mm, dy=1.000 mm
Maximum value of SAR (interpolated) = 0.512 W/kg

Zoom Scan (7x7x7)/Cube 0: Measurement grid: dx=5mm, dy=5mm, dz=5mm
Reference Value = 2.203 V/m; Power Drift = 0.04 dB
Peak SAR (extrapolated) = 1.10 W/kg
SAR(1 g) = 0.472 W/kg; SAR(10 g) = 0.229 W/kg
Maximum value of SAR (measured) = 0.502 W/kg

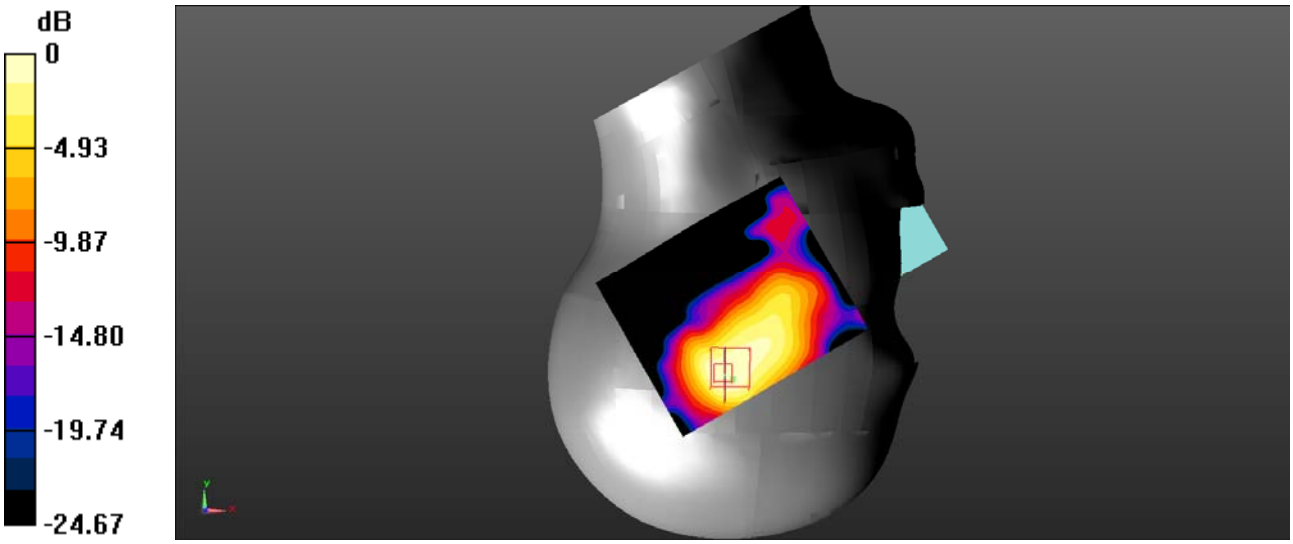

0 dB = 0.502 W/kg = -2.99 dBW/kg

Test Plot 126#: LTE Band 41_Body Back_1RB_Middle

DUT: Mobile phone; Type: X689D; Serial: SZ1210204-04123E-SA-S_DD;

Communication System: Generic TDD-LTE; Frequency: 2595 MHz;Duty Cycle: 1:2
Medium parameters used: f = 2595 MHz; σ = 1.967 S/m; ε_r = 38.356; ρ = 1000 kg/m^3 ;
Phantom section: Flat Section

DASY5 Configuration:

- Probe: EX3DV4 - SN7522; ConvF(7.04, 7.04, 7.04)
- Sensor-Surface: 4mm (Mechanical Surface Detection)
- Electronics: DAE4 SN1562;Calibrated: 1/19/2021
- Phantom: SAM-Twin V8.0 P1aP2a; Type: QD 000 P41 AA; Serial: 1962
- Measurement SW: DASY52, Version 52.10 (2) ;

Area Scan (101x131x1): Interpolated grid: dx=1.000 mm, dy=1.000 mm
Maximum value of SAR (interpolated) = 0.536 W/kg

Zoom Scan (7x7x7)/Cube 0: Measurement grid: dx=5mm, dy=5mm, dz=5mm
Reference Value = 4.805 V/m; Power Drift = 0.17 dB
Peak SAR (extrapolated) = 0.955 W/kg
SAR(1 g) = 0.474 W/kg; SAR(10 g) = 0.218 W/kg
Maximum value of SAR (measured) = 0.539 W/kg

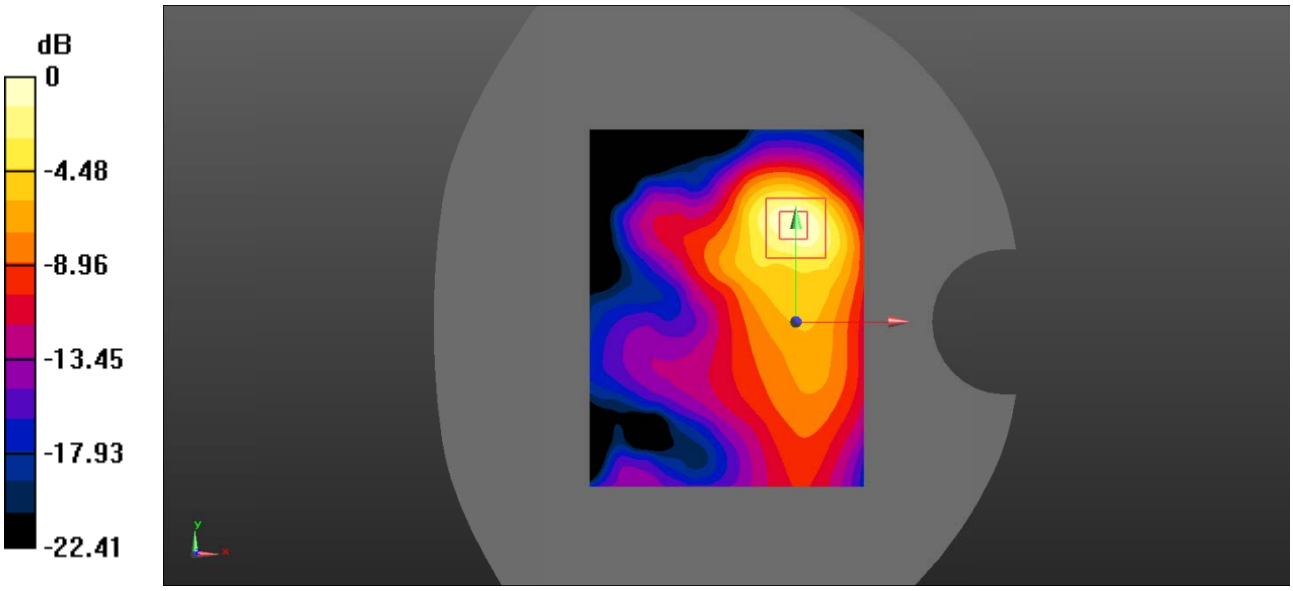

0 dB = 0.539 W/kg = -2.68 dBW/kg

Test Plot 127#: LTE Band 41_Body Back_50%RB_Middle

DUT: Mobile phone; Type: X689D; Serial: SZ1210204-04123E-SA-S_DD;

Communication System: Generic TDD-LTE; Frequency: 2595 MHz;Duty Cycle: 1:2
Medium parameters used: f = 2595 MHz; σ = 1.967 S/m; ε_r = 38.356; ρ = 1000 kg/m^3 ;
Phantom section: Flat Section

DASY5 Configuration:

- Probe: EX3DV4 - SN7522; ConvF(7.04, 7.04, 7.04)
- Sensor-Surface: 4mm (Mechanical Surface Detection)
- Electronics: DAE4 SN1562;Calibrated: 1/19/2021
- Phantom: SAM-Twin V8.0 P1aP2a; Type: QD 000 P41 AA; Serial: 1962
- Measurement SW: DASY52, Version 52.10 (2) ;

Area Scan (101x131x1): Interpolated grid: dx=1.000 mm, dy=1.000 mm
Maximum value of SAR (interpolated) = 0.414 W/kg

Zoom Scan (7x7x7)/Cube 0: Measurement grid: dx=5mm, dy=5mm, dz=5mm
Reference Value = 4.507 V/m; Power Drift = -0.14 dB
Peak SAR (extrapolated) = 0.704 W/kg
SAR(1 g) = 0.347 W/kg; SAR(10 g) = 0.162 W/kg
Maximum value of SAR (measured) = 0.401 W/kg

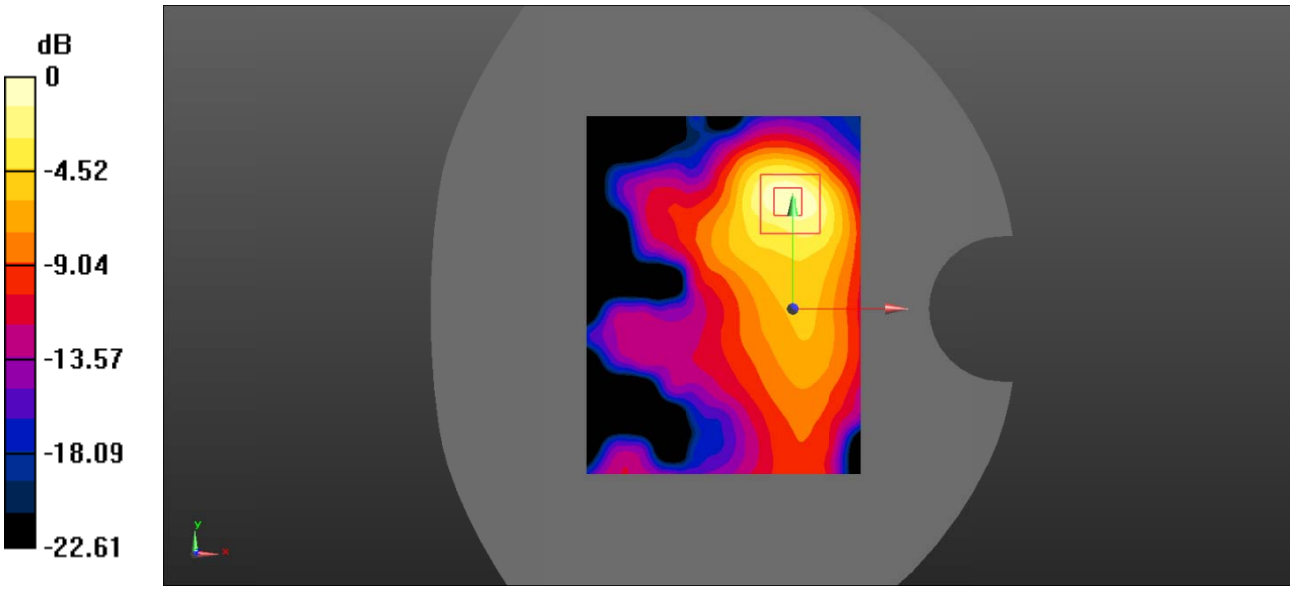

0 dB = 0.401 W/kg = -3.97 dBW/kg

Test Plot 128#: LTE Band 41_Body Left_1RB_Middle

DUT: Mobile phone; Type: X689D; Serial: SZ1210204-04123E-SA-S_DD;

Communication System: Generic TDD-LTE; Frequency: 2595 MHz;Duty Cycle: 1:2
Medium parameters used: f = 2595 MHz; σ = 1.967 S/m; ε_r = 38.356; ρ = 1000 kg/m^3 ;
Phantom section: Flat Section

DASY5 Configuration:

- Probe: EX3DV4 - SN7522; ConvF(7.04, 7.04, 7.04)
- Sensor-Surface: 4mm (Mechanical Surface Detection)
- Electronics: DAE4 SN1562;Calibrated: 1/19/2021
- Phantom: SAM-Twin V8.0 P1aP2a; Type: QD 000 P41 AA; Serial: 1962
- Measurement SW: DASY52, Version 52.10 (2) ;

Area Scan (101x131x1): Interpolated grid: dx=1.000 mm, dy=1.000 mm
Maximum value of SAR (interpolated) = 0.188 W/kg

Zoom Scan (7x7x7)/Cube 0: Measurement grid: dx=5mm, dy=5mm, dz=5mm
Reference Value = 8.018 V/m; Power Drift = -0.03 dB
Peak SAR (extrapolated) = 0.326 W/kg
SAR(1 g) = 0.172 W/kg; SAR(10 g) = 0.094 W/kg
Maximum value of SAR (measured) = 0.187 W/kg

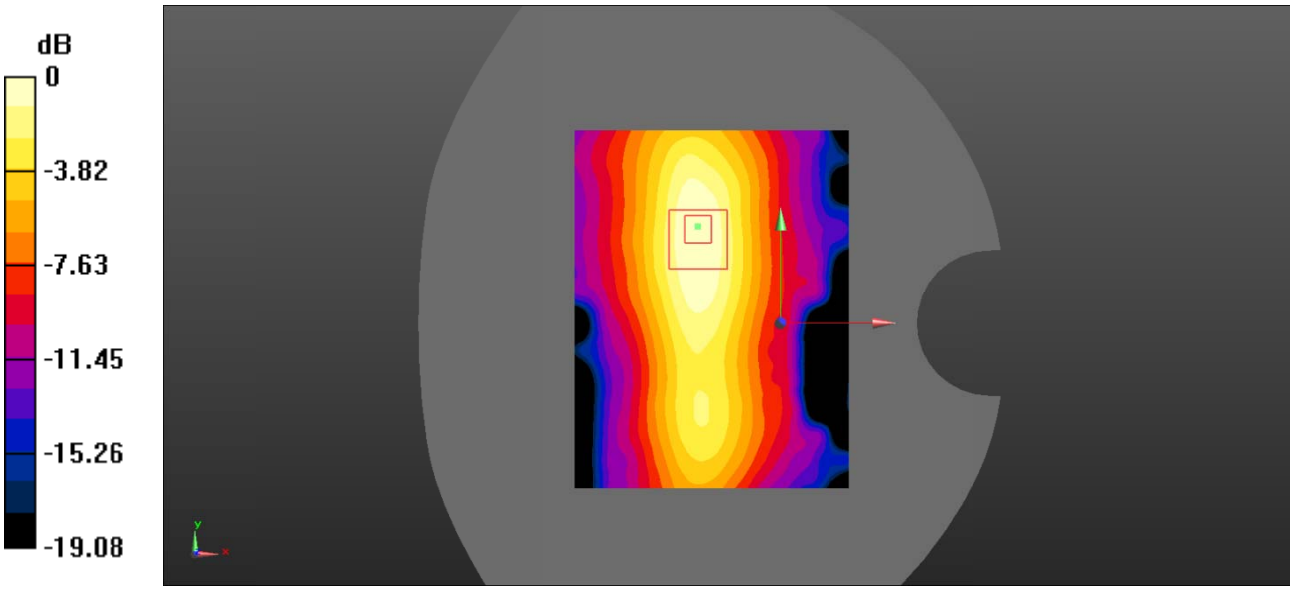

0 dB = 0.187 W/kg = -7.28 dBW/kg

Test Plot 129#: LTE Band 41_Body Left_50%RB_Middle

DUT: Mobile phone; Type: X689D; Serial: SZ1210204-04123E-SA-S_DD;

Communication System: Generic TDD-LTE; Frequency: 2595 MHz;Duty Cycle: 1:2
Medium parameters used: f = 2595 MHz; σ = 1.967 S/m; ε_r = 38.356; ρ = 1000 kg/m^3 ;
Phantom section: Flat Section

DASY5 Configuration:

- Probe: EX3DV4 - SN7522; ConvF(7.04, 7.04, 7.04)
- Sensor-Surface: 4mm (Mechanical Surface Detection)
- Electronics: DAE4 SN1562;Calibrated: 1/19/2021
- Phantom: SAM-Twin V8.0 P1aP2a; Type: QD 000 P41 AA; Serial: 1962
- Measurement SW: DASY52, Version 52.10 (2) ;

Area Scan (101x131x1): Interpolated grid: dx=1.000 mm, dy=1.000 mm
Maximum value of SAR (interpolated) = 0.154 W/kg

Zoom Scan (7x7x7)/Cube 0: Measurement grid: dx=5mm, dy=5mm, dz=5mm
Reference Value = 7.175 V/m; Power Drift = 0.02 dB
Peak SAR (extrapolated) = 0.274 W/kg
SAR(1 g) = 0.142 W/kg; SAR(10 g) = 0.077 W/kg
Maximum value of SAR (measured) = 0.154 W/kg

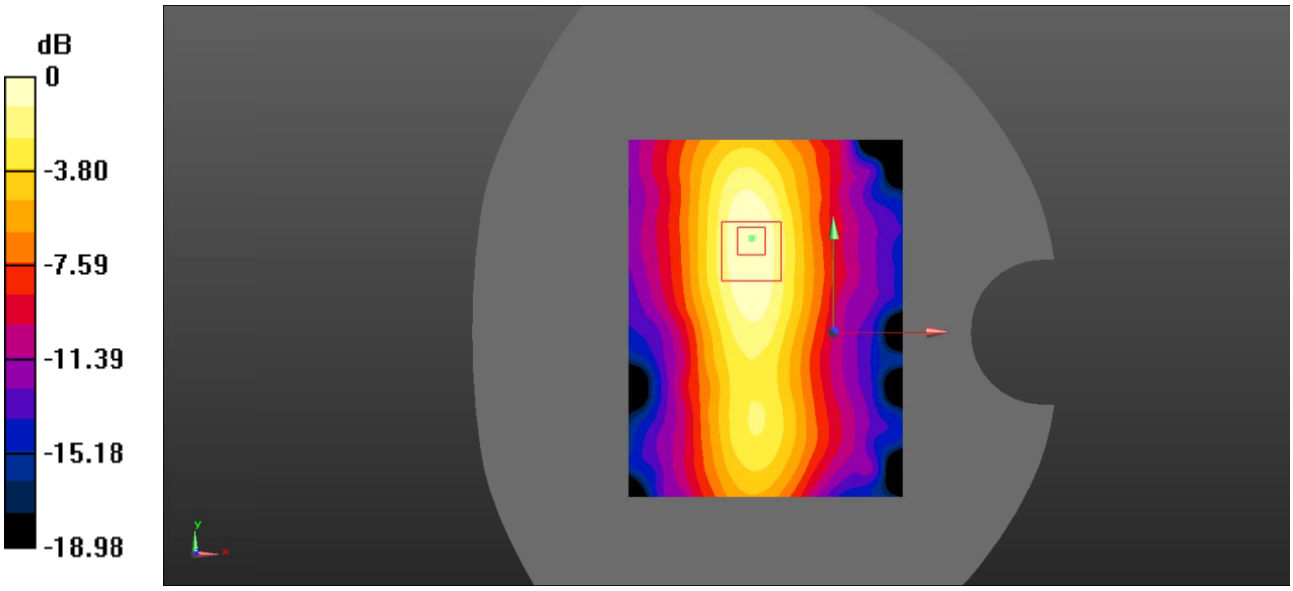

0 dB = 0.154 W/kg = -8.12 dBW/kg

Test Plot 130#: LTE Band 41_Body Top_1RB_Middle

DUT: Mobile phone; Type: X689D; Serial: SZ1210204-04123E-SA-S_DD;

Communication System: Generic TDD-LTE; Frequency: 2595 MHz;Duty Cycle: 1:2
Medium parameters used: f = 2595 MHz; σ = 1.967 S/m; ε_r = 38.356; ρ = 1000 kg/m^3 ;
Phantom section: Flat Section

DASY5 Configuration:

- Probe: EX3DV4 - SN7522; ConvF(7.04, 7.04, 7.04)
- Sensor-Surface: 4mm (Mechanical Surface Detection)
- Electronics: DAE4 SN1562;Calibrated: 1/19/2021
- Phantom: SAM-Twin V8.0 P1aP2a; Type: QD 000 P41 AA; Serial: 1962
- Measurement SW: DASY52, Version 52.10 (2) ;

Area Scan (101x131x1): Interpolated grid: dx=1.000 mm, dy=1.000 mm
Maximum value of SAR (interpolated) = 0.384 W/kg

Zoom Scan (7x7x7)/Cube 0: Measurement grid: dx=5mm, dy=5mm, dz=5mm
Reference Value = 3.742 V/m; Power Drift = -0.07 dB
Peak SAR (extrapolated) = 0.620 W/kg
SAR(1 g) = 0.322 W/kg; SAR(10 g) = 0.153 W/kg
Maximum value of SAR (measured) = 0.364 W/kg

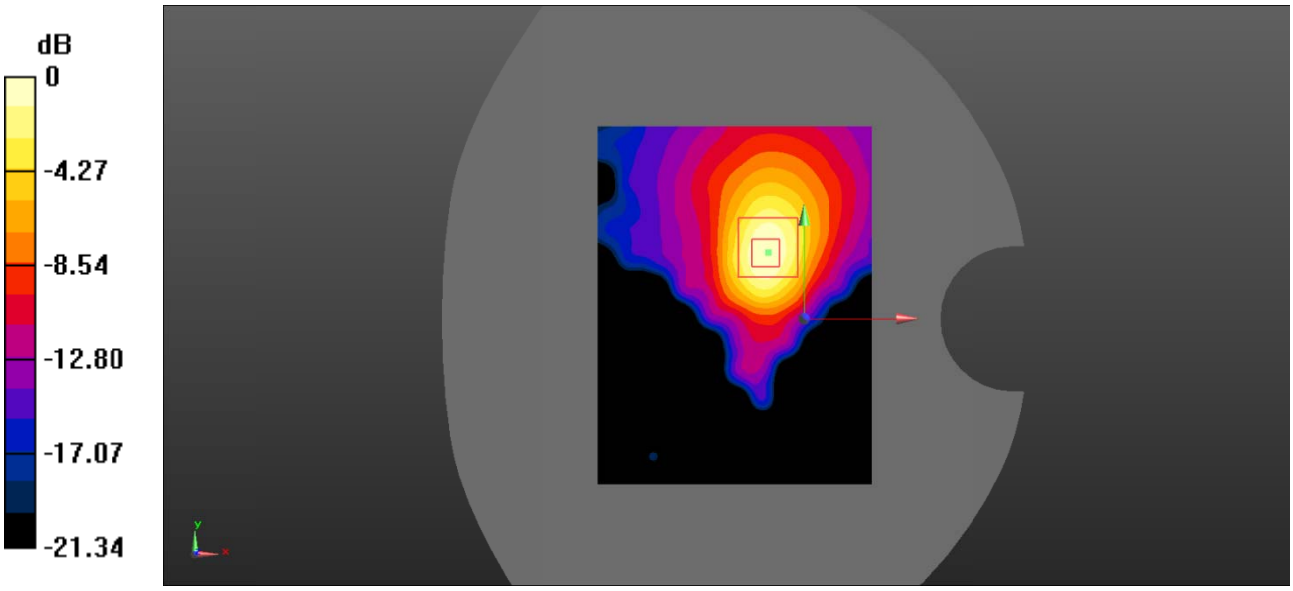

0 dB = 0.364 W/kg = -4.39 dBW/kg

Test Plot 131#: LTE Band 41_Body Top_50%RB_Middle

DUT: Mobile phone; Type: X689D; Serial: SZ1210204-04123E-SA-S_DD;

Communication System: Generic TDD-LTE; Frequency: 2595 MHz;Duty Cycle: 1:2
Medium parameters used: f = 2595 MHz; σ = 1.967 S/m; ε_r = 38.356; ρ = 1000 kg/m^3 ;
Phantom section: Flat Section

DASY5 Configuration:

- Probe: EX3DV4 - SN7522; ConvF(7.04, 7.04, 7.04)
- Sensor-Surface: 4mm (Mechanical Surface Detection)
- Electronics: DAE4 SN1562;Calibrated: 1/19/2021
- Phantom: SAM-Twin V8.0 P1aP2a; Type: QD 000 P41 AA; Serial: 1962
- Measurement SW: DASY52, Version 52.10 (2) ;

Area Scan (101x131x1): Interpolated grid: dx=1.000 mm, dy=1.000 mm
Maximum value of SAR (interpolated) = 0.305 W/kg

Zoom Scan (7x7x7)/Cube 0: Measurement grid: dx=5mm, dy=5mm, dz=5mm
Reference Value = 3.195 V/m; Power Drift = -0.04 dB
Peak SAR (extrapolated) = 0.514 W/kg
SAR(1 g) = 0.261 W/kg; SAR(10 g) = 0.123 W/kg
Maximum value of SAR (measured) = 0.293 W/kg

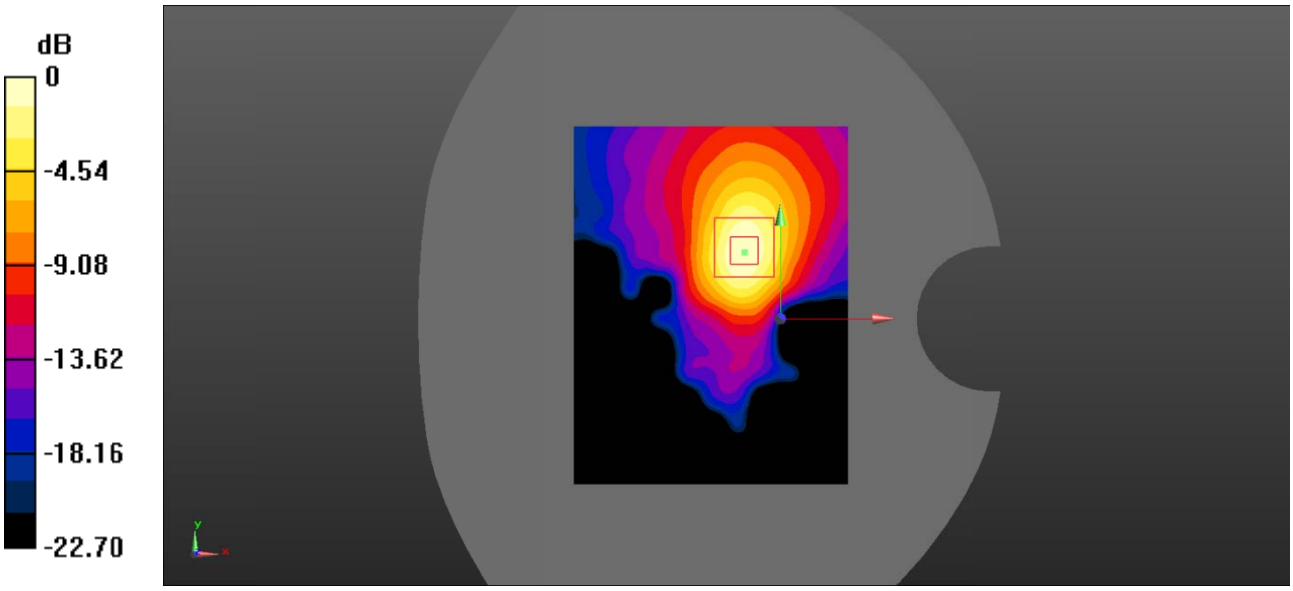

0 dB = 0.293 W/kg = -5.33 dBW/kg

Test Plot 132#: LTE Band 66_Head Left Cheek_1RB_Middle

DUT: Mobile phone; Type: X689D; Serial: SZ1210204-04123E-SA-S_DD;

Communication System: UID 0, Generic FDD-LTE (0); Frequency: 1745 MHz;Duty Cycle: 1:1
Medium parameters used (interpolated): f = 1745 MHz; σ = 1.392 S/m; ε_r = 41.559; ρ = 1000 kg/m^3
Phantom section: Left Section

DASY5 Configuration:

- Probe: EX3DV4 - SN7522; ConvF(8.21, 8.21, 8.21)
- Sensor-Surface: 4mm (Mechanical Surface Detection)
- Electronics: DAE4 Sn1562; Calibrated: 1/19/2021
- Phantom: SAM-Twin V8.0 P1aP2a; Type: QD 000 P41 AA ; Serial: 1962
- Measurement SW: DASY52, Version 52.10 (2);

Area Scan (71x91x1): Interpolated grid: dx=1.500 mm, dy=1.500 mm
Maximum value of SAR (interpolated) = 0.182 W/kg

Zoom Scan (5x5x7)/Cube 0: Measurement grid: dx=8mm, dy=8mm, dz=5mm
Reference Value = 8.941 V/m; Power Drift = 0.04 dB
Peak SAR (extrapolated) = 0.265 W/kg
SAR(1 g) = 0.163 W/kg; SAR(10 g) = 0.089 W/kg
Maximum value of SAR (measured) = 0.175 W/kg

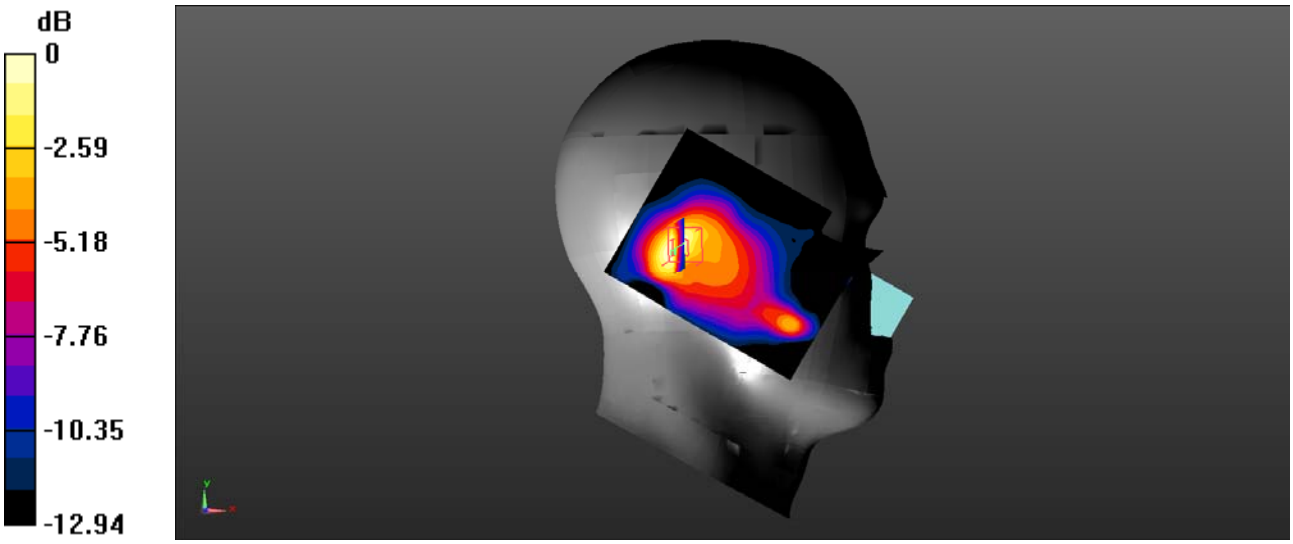

0 dB = 0.175 W/kg = -7.57 dBW/kg

Test Plot 133#: LTE Band 66_Head Left Cheek_50%RB_Middle

DUT: Mobile phone; Type: X689D; Serial: SZ1210204-04123E-SA-S_DD;

Communication System: UID 0, Generic FDD-LTE (0); Frequency: 1745 MHz;Duty Cycle: 1:1
Medium parameters used (interpolated): f = 1745 MHz; σ = 1.392 S/m; ε_r = 41.559; ρ = 1000 kg/m^3
Phantom section: Left Section

DASY5 Configuration:

- Probe: EX3DV4 - SN7522; ConvF(8.21, 8.21, 8.21)
- Sensor-Surface: 4mm (Mechanical Surface Detection)
- Electronics: DAE4 Sn1562; Calibrated: 1/19/2021
- Phantom: SAM-Twin V8.0 P1aP2a; Type: QD 000 P41 AA ; Serial: 1962
- Measurement SW: DASY52, Version 52.10 (2);

Area Scan (71x91x1): Interpolated grid: dx=1.500 mm, dy=1.500 mm
Maximum value of SAR (interpolated) = 0.146 W/kg

Zoom Scan (5x5x7)/Cube 0: Measurement grid: dx=8mm, dy=8mm, dz=5mm
Reference Value = 8.266 V/m; Power Drift = -0.06 dB
Peak SAR (extrapolated) = 0.213 W/kg
SAR(1 g) = 0.130 W/kg; SAR(10 g) = 0.072 W/kg
Maximum value of SAR (measured) = 0.143 W/kg

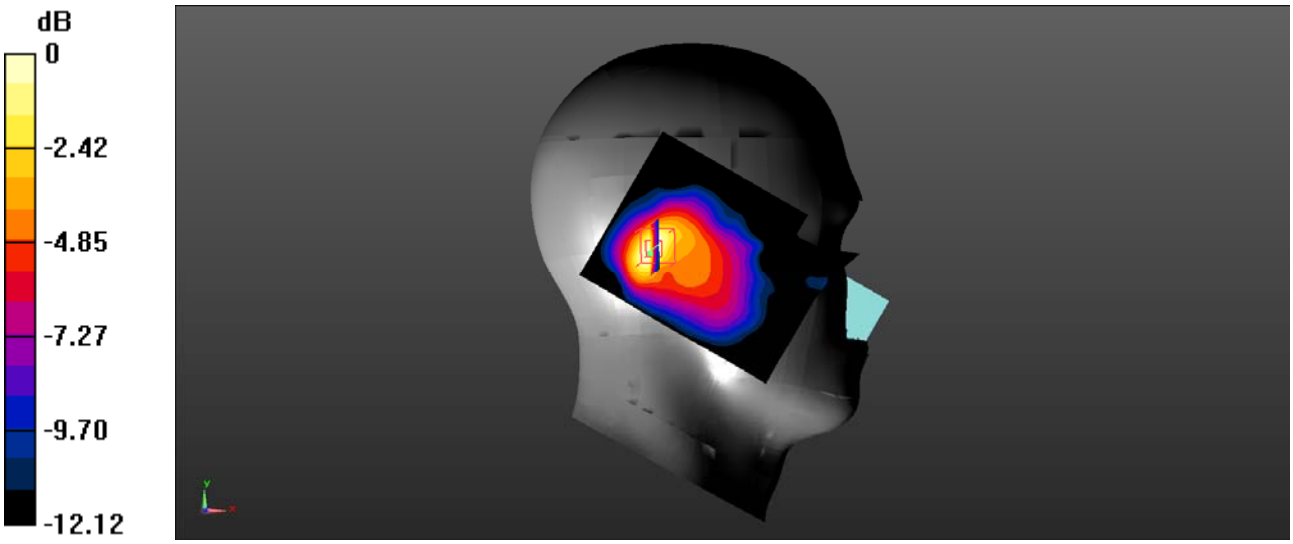

0 dB = 0.143 W/kg = -8.45 dBW/kg

Test Plot 134#: LTE Band 66_Head Left Tilt_1RB_Middle

DUT: Mobile phone; Type: X689D; Serial: SZ1210204-04123E-SA-S_DD;

Communication System: UID 0, Generic FDD-LTE (0); Frequency: 1745 MHz;Duty Cycle: 1:1
Medium parameters used (interpolated): f = 1745 MHz; σ = 1.392 S/m; ε_r = 41.559; ρ = 1000 kg/m^3
Phantom section: Left Section

DASY5 Configuration:

- Probe: EX3DV4 - SN7522; ConvF(8.21, 8.21, 8.21)
- Sensor-Surface: 4mm (Mechanical Surface Detection)
- Electronics: DAE4 Sn1562; Calibrated: 1/19/2021
- Phantom: SAM-Twin V8.0 P1aP2a; Type: QD 000 P41 AA ; Serial: 1962
- Measurement SW: DASY52, Version 52.10 (2);

Area Scan (71x91x1): Interpolated grid: dx=1.500 mm, dy=1.500 mm
Maximum value of SAR (interpolated) = 0.248 W/kg

Zoom Scan (5x5x7)/Cube 0: Measurement grid: dx=8mm, dy=8mm, dz=5mm
Reference Value = 11.50 V/m; Power Drift = 0.10 dB
Peak SAR (extrapolated) = 0.413 W/kg
SAR(1 g) = 0.238 W/kg; SAR(10 g) = 0.124 W/kg
Maximum value of SAR (measured) = 0.246 W/kg

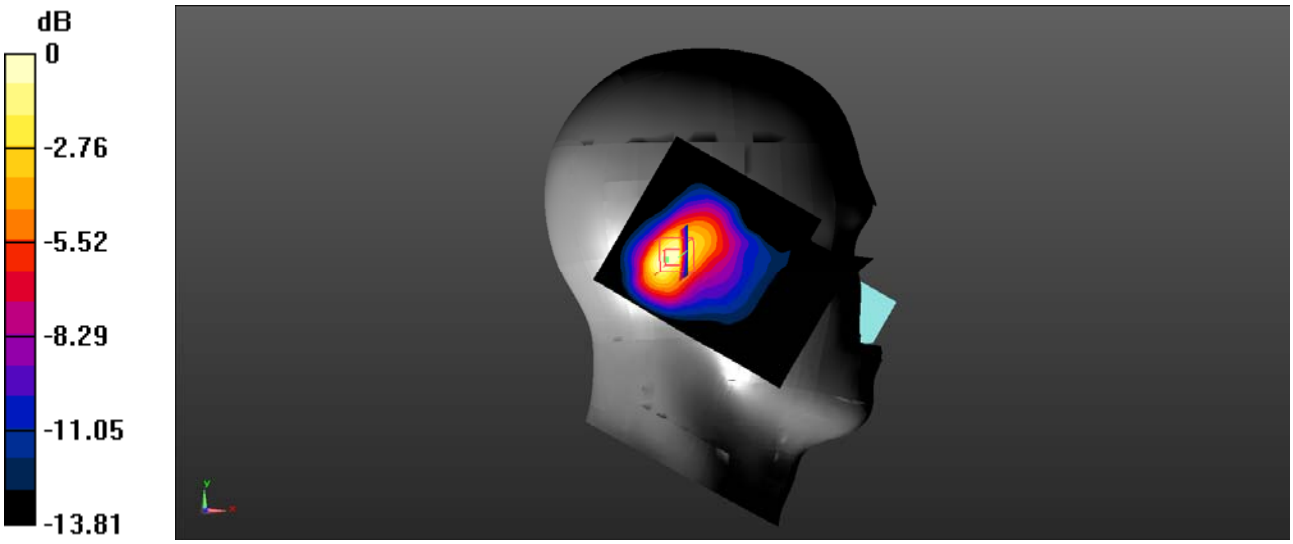

0 dB = 0.246 W/kg = -6.09 dBW/kg

Test Plot 135#: LTE Band 66_Head Left Tilt_50%RB_Middle

DUT: Mobile phone; Type: X689D; Serial: SZ1210204-04123E-SA-S_DD;

Communication System: UID 0, Generic FDD-LTE (0); Frequency: 1745 MHz;Duty Cycle: 1:1
Medium parameters used (interpolated): f = 1745 MHz; σ = 1.392 S/m; ε_r = 41.559; ρ = 1000 kg/m^3
Phantom section: Left Section

DASY5 Configuration:

- Probe: EX3DV4 - SN7522; ConvF(8.21, 8.21, 8.21)
- Sensor-Surface: 4mm (Mechanical Surface Detection)
- Electronics: DAE4 Sn1562; Calibrated: 1/19/2021
- Phantom: SAM-Twin V8.0 P1aP2a; Type: QD 000 P41 AA ; Serial: 1962
- Measurement SW: DASY52, Version 52.10 (2);

Area Scan (71x91x1): Interpolated grid: dx=1.500 mm, dy=1.500 mm
Maximum value of SAR (interpolated) = 0.218 W/kg

Zoom Scan (5x5x7)/Cube 0: Measurement grid: dx=8mm, dy=8mm, dz=5mm
Reference Value = 10.49 V/m; Power Drift = 0.06 dB
Peak SAR (extrapolated) = 0.352 W/kg
SAR(1 g) = 0.204 W/kg; SAR(10 g) = 0.107 W/kg
Maximum value of SAR (measured) = 0.213 W/kg

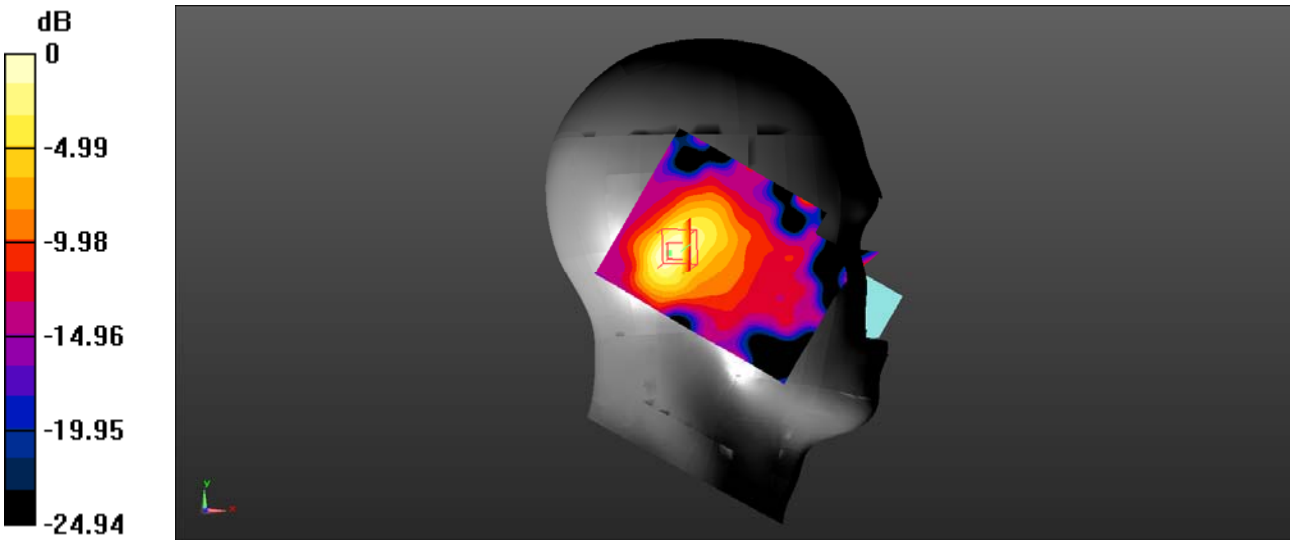

0 dB = 0.213 W/kg = -6.72 dBW/kg

Test Plot 136#: LTE Band 66_Head Right Cheek_1RB_Middle

DUT: Mobile phone; Type: X689D; Serial: SZ1210204-04123E-SA-S_DD;

Communication System: UID 0, Generic FDD-LTE (0); Frequency: 1745 MHz;Duty Cycle: 1:1
Medium parameters used (interpolated): f = 1745 MHz; σ = 1.392 S/m; ε_r = 41.559; ρ = 1000 kg/m^3
Phantom section: Right Section

DASY5 Configuration:

- Probe: EX3DV4 - SN7522; ConvF(8.21, 8.21, 8.21)
- Sensor-Surface: 4mm (Mechanical Surface Detection)
- Electronics: DAE4 Sn1562; Calibrated: 1/19/2021
- Phantom: SAM-Twin V8.0 P1aP2a; Type: QD 000 P41 AA ; Serial: 1962
- Measurement SW: DASY52, Version 52.10 (2);

Area Scan (71x91x1): Interpolated grid: dx=1.500 mm, dy=1.500 mm
Maximum value of SAR (interpolated) = 0.262 W/kg

Zoom Scan (5x5x7)/Cube 0: Measurement grid: dx=8mm, dy=8mm, dz=5mm
Reference Value = 5.706 V/m; Power Drift = 0.05 dB
Peak SAR (extrapolated) = 0.513 W/kg
SAR(1 g) = 0.274 W/kg; SAR(10 g) = 0.131 W/kg
Maximum value of SAR (measured) = 0.314 W/kg

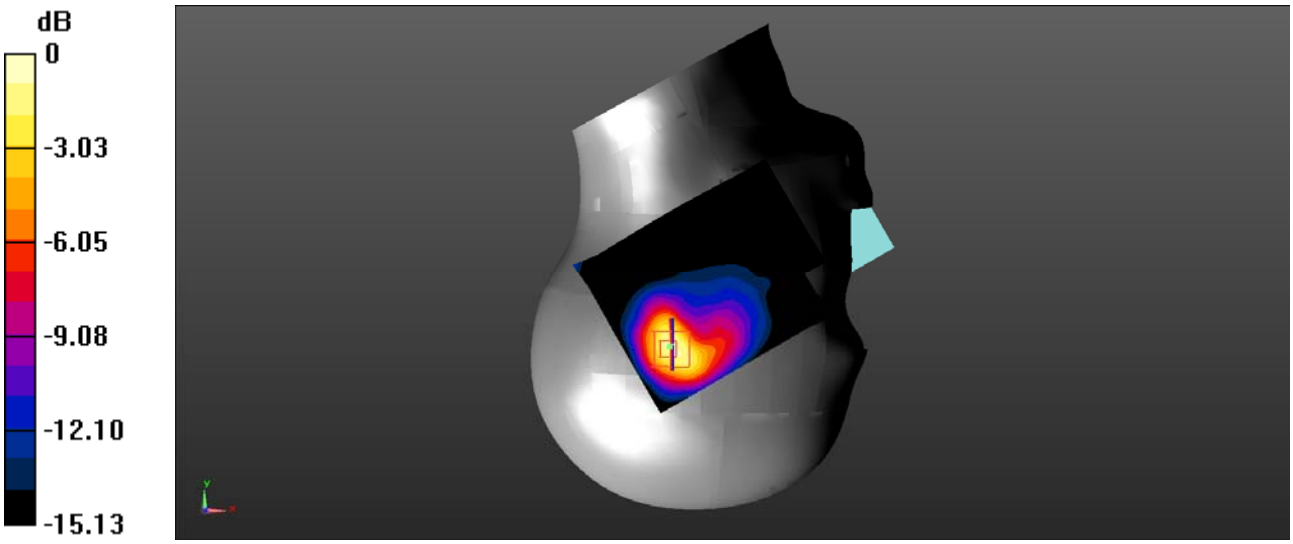

0 dB = 0.314 W/kg = -5.03 dBW/kg

Test Plot 137#: LTE Band 66_Head Right Cheek_50%RB_Middle

DUT: Mobile phone; Type: X689D; Serial: SZ1210204-04123E-SA-S_DD;

Communication System: UID 0, Generic FDD-LTE (0); Frequency: 1745 MHz;Duty Cycle: 1:1
Medium parameters used (interpolated): f = 1745 MHz; σ = 1.392 S/m; ε_r = 41.559; ρ = 1000 kg/m^3
Phantom section: Right Section

DASY5 Configuration:

- Probe: EX3DV4 - SN7522; ConvF(8.21, 8.21, 8.21)
- Sensor-Surface: 4mm (Mechanical Surface Detection)
- Electronics: DAE4 Sn1562; Calibrated: 1/19/2021
- Phantom: SAM-Twin V8.0 P1aP2a; Type: QD 000 P41 AA ; Serial: 1962
- Measurement SW: DASY52, Version 52.10 (2);

Area Scan (71x91x1): Interpolated grid: dx=1.500 mm, dy=1.500 mm
Maximum value of SAR (interpolated) = 0.223 W/kg

Zoom Scan (5x5x7)/Cube 0: Measurement grid: dx=8mm, dy=8mm, dz=5mm
Reference Value = 5.274 V/m; Power Drift = 0.07 dB
Peak SAR (extrapolated) = 0.446 W/kg
SAR(1 g) = 0.237 W/kg; SAR(10 g) = 0.113 W/kg
Maximum value of SAR (measured) = 0.270 W/kg

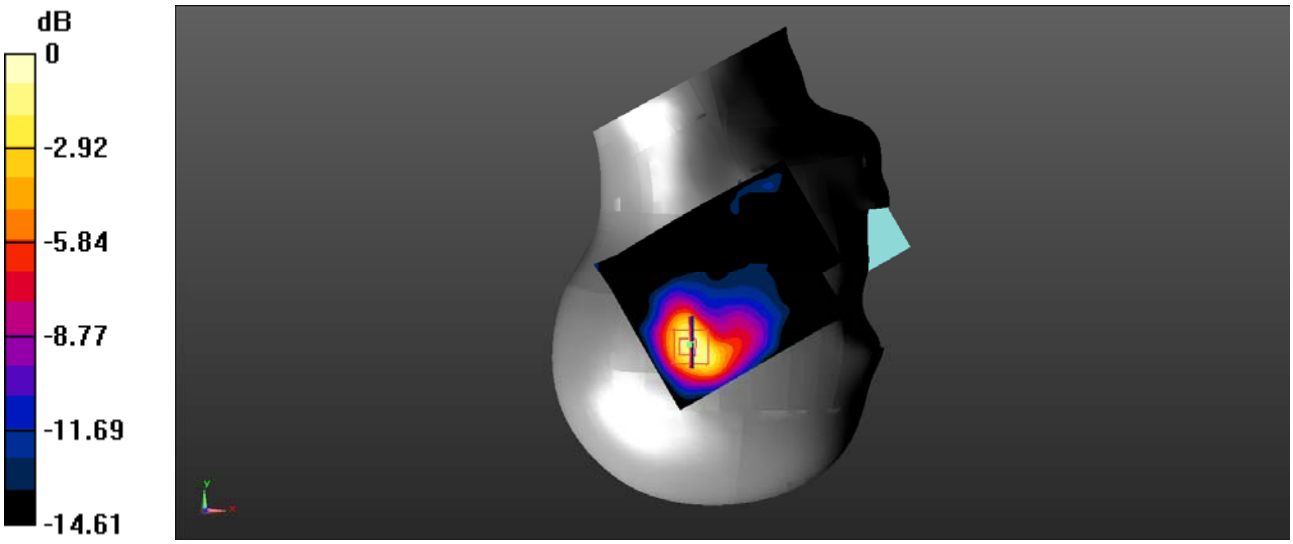

0 dB = 0.270 W/kg = -5.69 dBW/kg

Test Plot 138#: LTE Band 66_Head Right Tilt_1RB_Middle

DUT: Mobile phone; Type: X689D; Serial: SZ1210204-04123E-SA-S_DD;

Communication System: UID 0, Generic FDD-LTE (0); Frequency: 1745 MHz;Duty Cycle: 1:1
Medium parameters used (interpolated): f = 1745 MHz; σ = 1.392 S/m; ε_r = 41.559; ρ = 1000 kg/m^3
Phantom section: Right Section

DASY5 Configuration:

- Probe: EX3DV4 - SN7522; ConvF(8.21, 8.21, 8.21)
- Sensor-Surface: 4mm (Mechanical Surface Detection)
- Electronics: DAE4 Sn1562; Calibrated: 1/19/2021
- Phantom: SAM-Twin V8.0 P1aP2a; Type: QD 000 P41 AA ; Serial: 1962
- Measurement SW: DASY52, Version 52.10 (2);

Area Scan (71x91x1): Interpolated grid: dx=1.500 mm, dy=1.500 mm
Maximum value of SAR (interpolated) = 0.568 W/kg

Zoom Scan (5x5x7)/Cube 0: Measurement grid: dx=8mm, dy=8mm, dz=5mm
Reference Value = 7.347 V/m; Power Drift = -0.07 dB
Peak SAR (extrapolated) = 0.723 W/kg
SAR(1 g) = 0.367 W/kg; SAR(10 g) = 0.170 W/kg
Maximum value of SAR (measured) = 0.428 W/kg

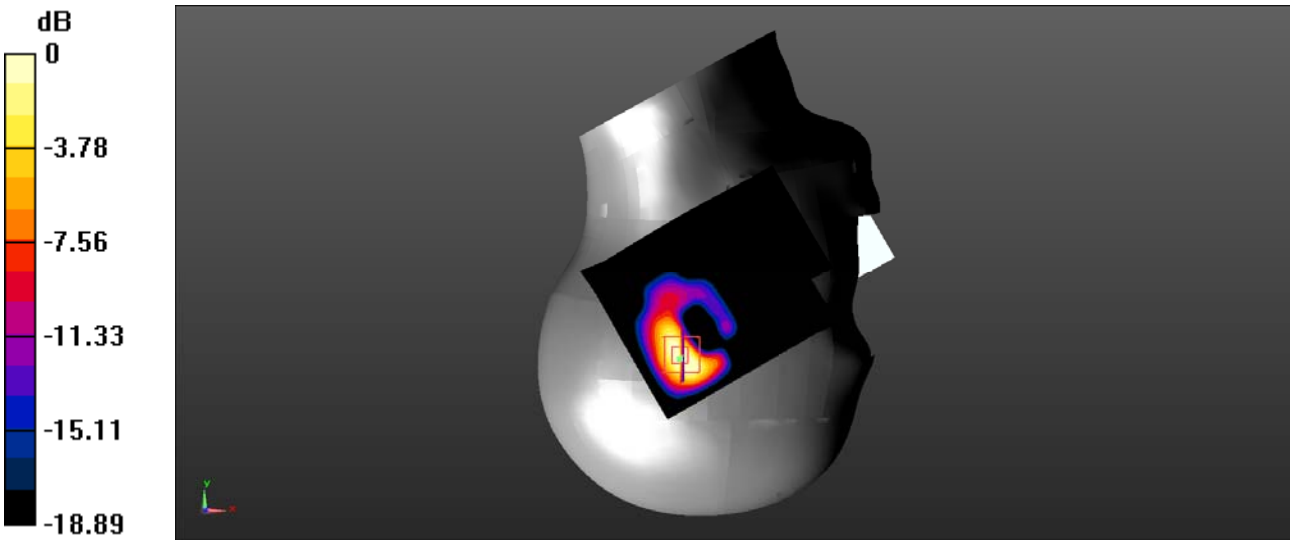

0 dB = 0.428 W/kg = -3.69 dBW/kg

Test Plot 139#: LTE Band 66_Head Right Tilt_50%RB_Middle

DUT: Mobile phone; Type: X689D; Serial: SZ1210204-04123E-SA-S_DD;

Communication System: UID 0, Generic FDD-LTE (0); Frequency: 1745 MHz;Duty Cycle: 1:1
Medium parameters used (interpolated): f = 1745 MHz; σ = 1.392 S/m; ε_r = 41.559; ρ = 1000 kg/m^3
Phantom section: Right Section

DASY5 Configuration:

- Probe: EX3DV4 - SN7522; ConvF(8.21, 8.21, 8.21)
- Sensor-Surface: 4mm (Mechanical Surface Detection)
- Electronics: DAE4 Sn1562; Calibrated: 1/19/2021
- Phantom: SAM-Twin V8.0 P1aP2a; Type: QD 000 P41 AA ; Serial: 1962
- Measurement SW: DASY52, Version 52.10 (2);

Area Scan (71x91x1): Interpolated grid: dx=1.500 mm, dy=1.500 mm
Maximum value of SAR (interpolated) = 0.371 W/kg

Zoom Scan (5x5x7)/Cube 0: Measurement grid: dx=8mm, dy=8mm, dz=5mm
Reference Value = 6.550 V/m; Power Drift = 0.06 dB
Peak SAR (extrapolated) = 0.751 W/kg
SAR(1 g) = 0.338 W/kg; SAR(10 g) = 0.149 W/kg
Maximum value of SAR (measured) = 0.370 W/kg

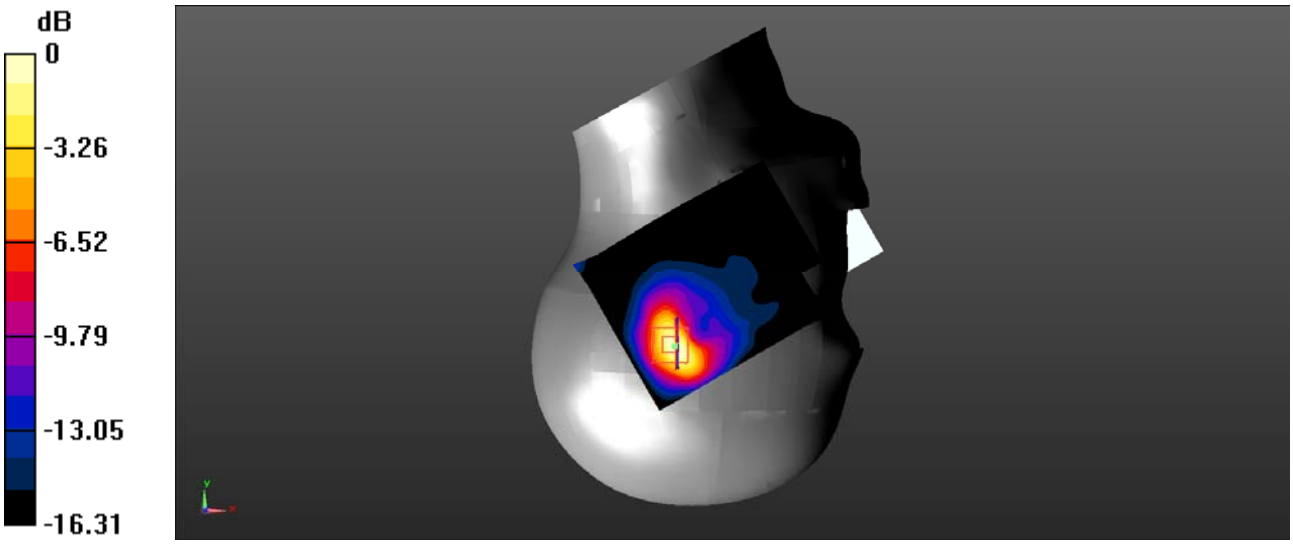

0 dB = 0.370 W/kg = -4.32 dBW/kg

Test Plot 140#: LTE Band 66_Body Back_1RB_Middle

DUT: Mobile phone; Type: X689D; Serial: SZ1210204-04123E-SA-S_DD;

Communication System: UID 0, Generic FDD-LTE (0); Frequency: 1745 MHz;Duty Cycle: 1:1
Medium parameters used (interpolated): f = 1745 MHz; σ = 1.392 S/m; ε_r = 41.559; ρ = 1000 kg/m^3
Phantom section: Flat Section

DASY5 Configuration:

- Probe: EX3DV4 - SN7522; ConvF(8.21, 8.21, 8.21)
- Sensor-Surface: 4mm (Mechanical Surface Detection)
- Electronics: DAE4 Sn1562; Calibrated: 1/19/2021
- Phantom: SAM-Twin V8.0 P1aP2a; Type: QD 000 P41 AA ; Serial: 1962
- Measurement SW: DASY52, Version 52.10 (2);

Area Scan (71x91x1): Interpolated grid: dx=1.500 mm, dy=1.500 mm
Maximum value of SAR (interpolated) = 0.0450 W/kg

Zoom Scan (5x5x7)/Cube 0: Measurement grid: dx=8mm, dy=8mm, dz=5mm
Reference Value = 3.811 V/m; Power Drift = -0.07 dB
Peak SAR (extrapolated) = 0.0770 W/kg
SAR(1 g) = 0.046 W/kg; SAR(10 g) = 0.025 W/kg
Maximum value of SAR (measured) = 0.0494 W/kg

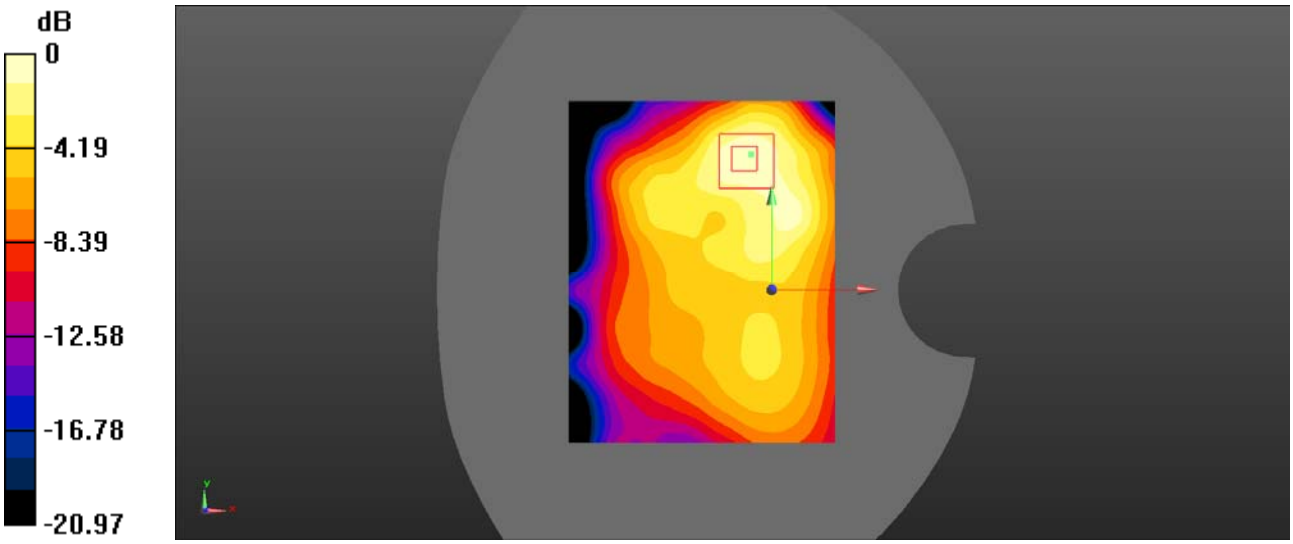

0 dB = 0.0494 W/kg = -13.06 dBW/kg

Test Plot 141#: LTE Band 66_Body Back_50%RB_Middle

DUT: Mobile phone; Type: X689D; Serial: SZ1210204-04123E-SA-S_DD;

Communication System: UID 0, Generic FDD-LTE (0); Frequency: 1745 MHz;Duty Cycle: 1:1
Medium parameters used (interpolated): f = 1745 MHz; σ = 1.392 S/m; ε_r = 41.559; ρ = 1000 kg/m^3
Phantom section: Flat Section

DASY5 Configuration:

- Probe: EX3DV4 - SN7522; ConvF(8.21, 8.21, 8.21)
- Sensor-Surface: 4mm (Mechanical Surface Detection)
- Electronics: DAE4 Sn1562; Calibrated: 1/19/2021
- Phantom: SAM-Twin V8.0 P1aP2a; Type: QD 000 P41 AA ; Serial: 1962
- Measurement SW: DASY52, Version 52.10 (2);

Area Scan (71x91x1): Interpolated grid: dx=1.500 mm, dy=1.500 mm
Maximum value of SAR (interpolated) = 0.0371 W/kg

Zoom Scan (5x5x7)/Cube 0: Measurement grid: dx=8mm, dy=8mm, dz=5mm
Reference Value = 3.189 V/m; Power Drift = -0.07 dB
Peak SAR (extrapolated) = 0.0630 W/kg
SAR(1 g) = 0.038 W/kg; SAR(10 g) = 0.021 W/kg
Maximum value of SAR (measured) = 0.0408 W/kg

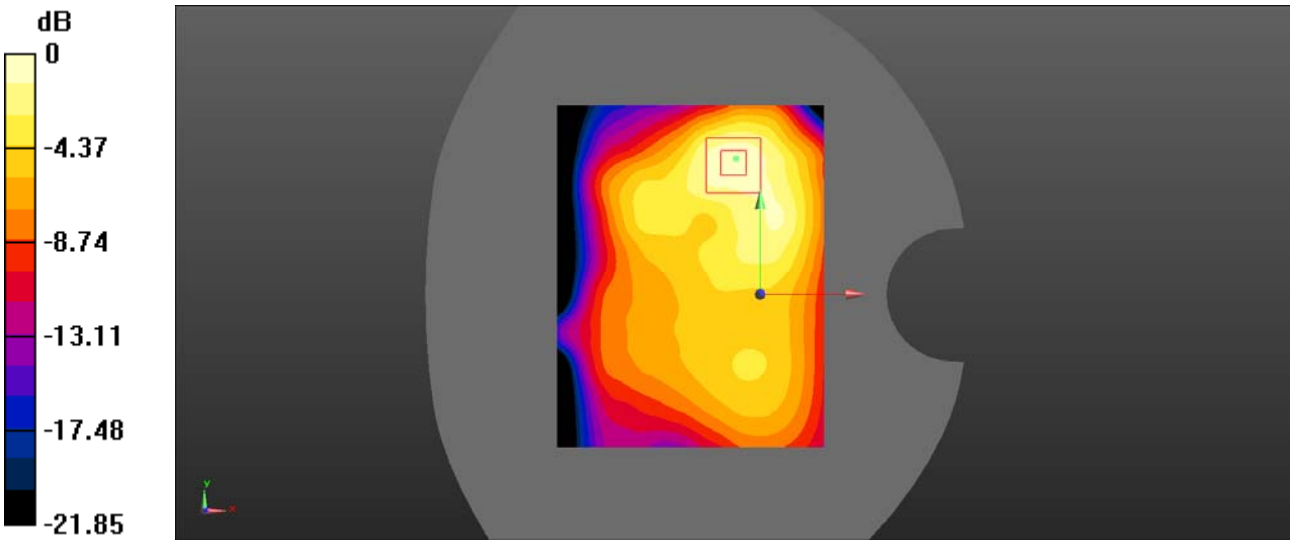

0 dB = 0.0408 W/kg = -13.89 dBW/kg

Test Plot 142#: LTE Band 66_Body Left_1RB_Middle

DUT: Mobile phone; Type: X689D; Serial: SZ1210204-04123E-SA-S_DD;

Communication System: UID 0, Generic FDD-LTE (0); Frequency: 1745 MHz;Duty Cycle: 1:1
Medium parameters used (interpolated): f = 1745 MHz; σ = 1.392 S/m; ε_r = 41.559; ρ = 1000 kg/m^3
Phantom section: Flat Section

DASY5 Configuration:

- Probe: EX3DV4 - SN7522; ConvF(8.21, 8.21, 8.21)
- Sensor-Surface: 4mm (Mechanical Surface Detection)
- Electronics: DAE4 Sn1562; Calibrated: 1/19/2021
- Phantom: SAM-Twin V8.0 P1aP2a; Type: QD 000 P41 AA ; Serial: 1962
- Measurement SW: DASY52, Version 52.10 (2);

Area Scan (71x91x1): Interpolated grid: dx=1.500 mm, dy=1.500 mm
Maximum value of SAR (interpolated) = 0.0122 W/kg

Zoom Scan (5x5x7)/Cube 0: Measurement grid: dx=8mm, dy=8mm, dz=5mm
Reference Value = 2.782 V/m; Power Drift = -0.10 dB
Peak SAR (extrapolated) = 0.0180 W/kg
SAR(1 g) = 0.011 W/kg; SAR(10 g) = 0.0063 W/kg
Maximum value of SAR (measured) = 0.0121 W/kg

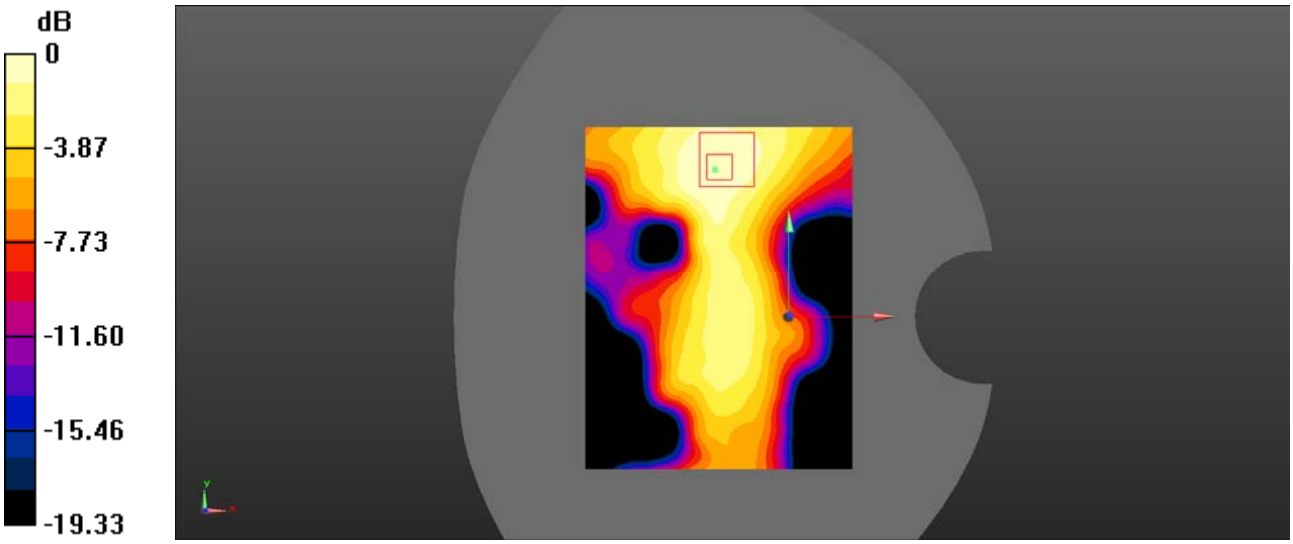

0 dB = 0.0121 W/kg = -19.17 dBW/kg

Test Plot 143#: LTE Band 66_Body Left_50%RB_Middle

DUT: Mobile phone; Type: X689D; Serial: SZ1210204-04123E-SA-S_DD;

Communication System: UID 0, Generic FDD-LTE (0); Frequency: 1745 MHz;Duty Cycle: 1:1
Medium parameters used (interpolated): f = 1745 MHz; σ = 1.392 S/m; ε_r = 41.559; ρ = 1000 kg/m^3
Phantom section: Flat Section

DASY5 Configuration:

- Probe: EX3DV4 - SN7522; ConvF(8.21, 8.21, 8.21)
- Sensor-Surface: 4mm (Mechanical Surface Detection)
- Electronics: DAE4 Sn1562; Calibrated: 1/19/2021
- Phantom: SAM-Twin V8.0 P1aP2a; Type: QD 000 P41 AA ; Serial: 1962
- Measurement SW: DASY52, Version 52.10 (2);

Area Scan (71x91x1): Interpolated grid: dx=1.500 mm, dy=1.500 mm
Maximum value of SAR (interpolated) = 0.0105 W/kg

Zoom Scan (5x5x7)/Cube 0: Measurement grid: dx=8mm, dy=8mm, dz=5mm
Reference Value = 2.354 V/m; Power Drift = -0.02 dB
Peak SAR (extrapolated) = 0.0130 W/kg
SAR(1 g) = 0.00877 W/kg; SAR(10 g) = 0.0047 W/kg
Maximum value of SAR (measured) = 0.00961 W/kg

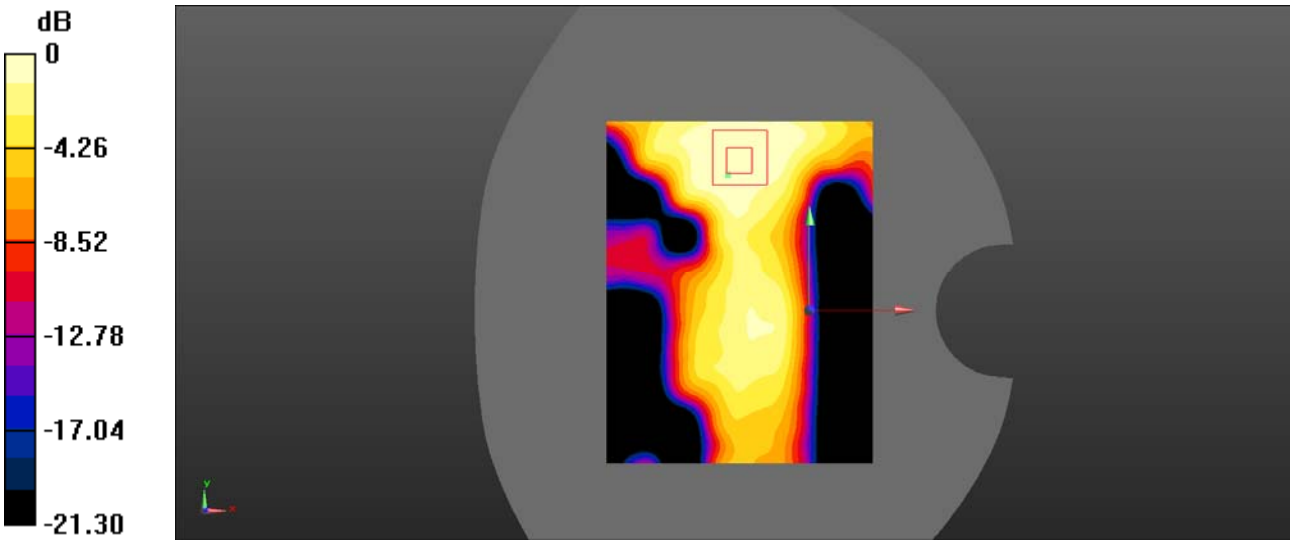

0 dB = 0.00961 W/kg = -20.17 dBW/kg

Test Plot 144#: LTE Band 66_Body Top_1RB_Middle

DUT: Mobile phone; Type: X689D; Serial: SZ1210204-04123E-SA-S_DD;

Communication System: UID 0, Generic FDD-LTE (0); Frequency: 1745 MHz;Duty Cycle: 1:1
Medium parameters used (interpolated): f = 1745 MHz; σ = 1.392 S/m; ε_r = 41.559; ρ = 1000 kg/m^3
Phantom section: Flat Section

DASY5 Configuration:

- Probe: EX3DV4 - SN7522; ConvF(8.21, 8.21, 8.21)
- Sensor-Surface: 4mm (Mechanical Surface Detection)
- Electronics: DAE4 Sn1562; Calibrated: 1/19/2021
- Phantom: SAM-Twin V8.0 P1aP2a; Type: QD 000 P41 AA ; Serial: 1962
- Measurement SW: DASY52, Version 52.10 (2);

Area Scan (71x91x1): Interpolated grid: dx=1.500 mm, dy=1.500 mm
Maximum value of SAR (interpolated) = 0.0961 W/kg

Zoom Scan (5x5x7)/Cube 0: Measurement grid: dx=8mm, dy=8mm, dz=5mm
Reference Value = 7.821 V/m; Power Drift = -0.09 dB
Peak SAR (extrapolated) = 0.149 W/kg
SAR(1 g) = 0.083 W/kg; SAR(10 g) = 0.041 W/kg
Maximum value of SAR (measured) = 0.0915 W/kg

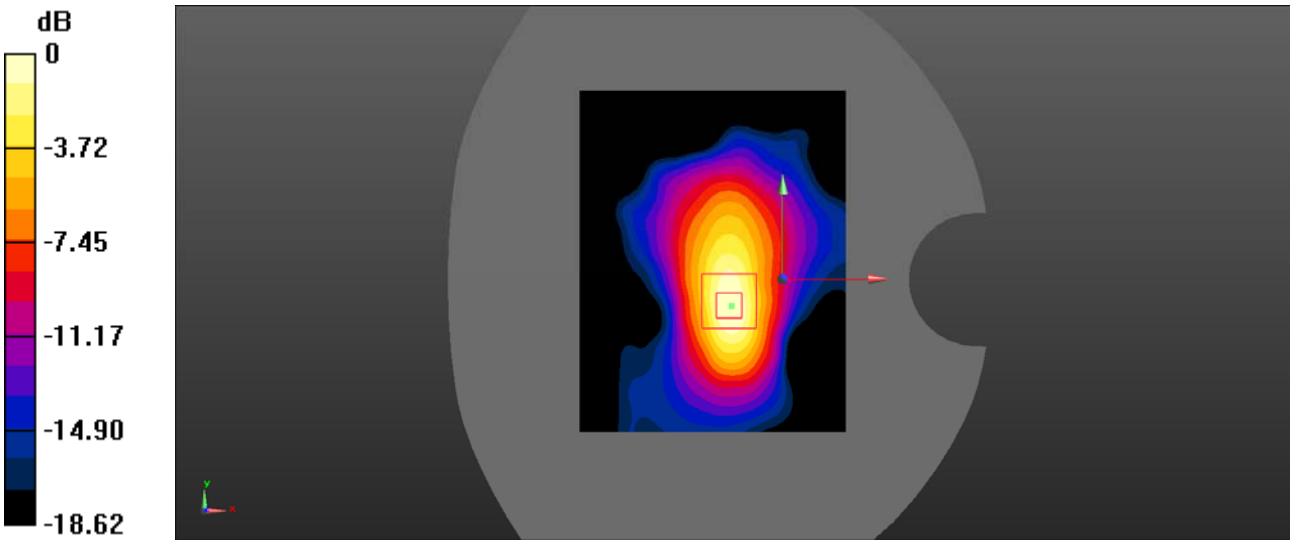

0 dB = 0.0915 W/kg = -10.39 dBW/kg

Test Plot 145#: LTE Band 66_Body Top_50%RB_Middle

DUT: Mobile phone; Type: X689D; Serial: SZ1210204-04123E-SA-S_DD;

Communication System: UID 0, Generic FDD-LTE (0); Frequency: 1745 MHz;Duty Cycle: 1:1
Medium parameters used (interpolated): f = 1745 MHz; σ = 1.392 S/m; ε_r = 41.559; ρ = 1000 kg/m^3
Phantom section: Flat Section

DASY5 Configuration:

- Probe: EX3DV4 - SN7522; ConvF(8.21, 8.21, 8.21)
- Sensor-Surface: 4mm (Mechanical Surface Detection)
- Electronics: DAE4 Sn1562; Calibrated: 1/19/2021
- Phantom: SAM-Twin V8.0 P1aP2a; Type: QD 000 P41 AA ; Serial: 1962
- Measurement SW: DASY52, Version 52.10 (2);

Area Scan (71x91x1): Interpolated grid: dx=1.500 mm, dy=1.500 mm
Maximum value of SAR (interpolated) = 0.0798 W/kg

Zoom Scan (5x5x7)/Cube 0: Measurement grid: dx=8mm, dy=8mm, dz=5mm
Reference Value = 6.900 V/m; Power Drift = -0.05 dB
Peak SAR (extrapolated) = 0.126 W/kg
SAR(1 g) = 0.070 W/kg; SAR(10 g) = 0.035 W/kg
Maximum value of SAR (measured) = 0.0784 W/kg

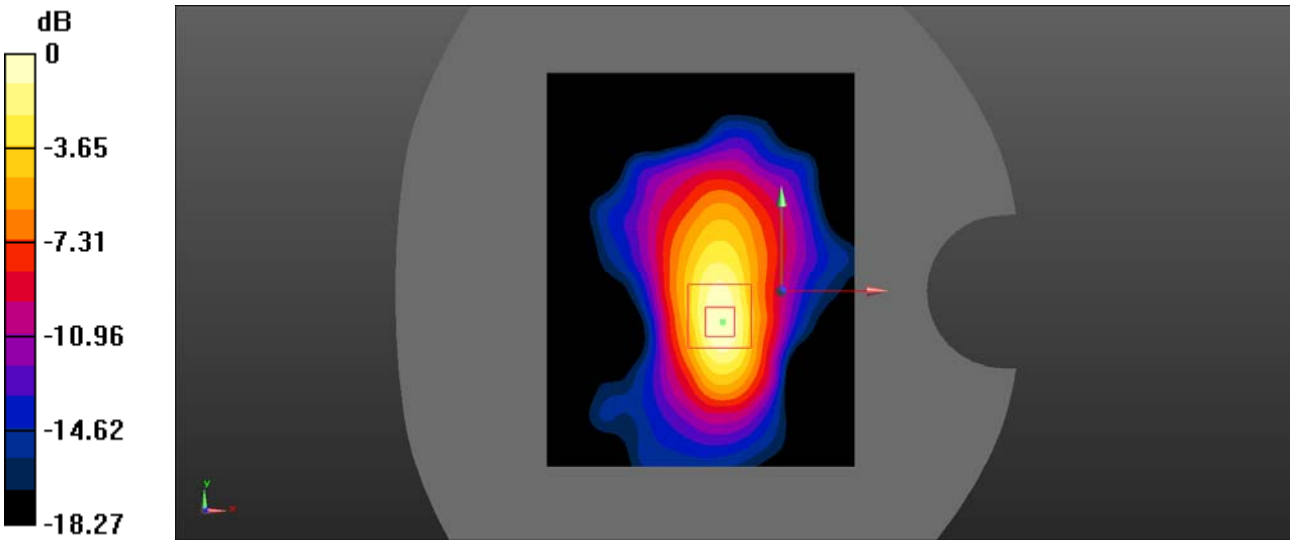

0 dB = 0.0784 W/kg = -11.06 dBW/kg

Test Plot 146#: 2.4GWifi_Head Left Cheek_Middle

DUT: Mobile phone; Type: X689D; Serial: SZ1210204-04123E-SA-S_DD;

Communication System: UID 0, 2.4G DTS (0); Frequency: 2442 MHz;Duty Cycle: 1:1
Medium parameters used (interpolated): f = 2442 MHz; σ = 1.834 S/m; ε_r = 38.419; ρ = 1000 kg/m^3
Phantom section: Left Section

DASY5 Configuration:

- Probe: EX3DV4 - SN7522; ConvF(7.15, 7.15, 7.15)
- Sensor-Surface: 4mm (Mechanical Surface Detection)
- Electronics: DAE4 Sn1562; Calibrated: 1/19/2021
- Phantom: SAM-Twin V8.0 P1aP2a; Type: QD 000 P41 AA ; Serial: 1962
- Measurement SW: DASY52, Version 52.10 (2);

Area Scan (101x101x1): Interpolated grid: dx=1.000 mm, dy=1.000 mm
Maximum value of SAR (interpolated) = 0.467 W/kg

Zoom Scan (7x7x7)/Cube 0: Measurement grid: dx=5mm, dy=5mm, dz=5mm
Reference Value = 3.314 V/m; Power Drift = -0.17 dB
Peak SAR (extrapolated) = 0.887 W/kg
SAR(1 g) = 0.385 W/kg; SAR(10 g) = 0.162 W/kg
Maximum value of SAR (measured) = 0.458 W/kg

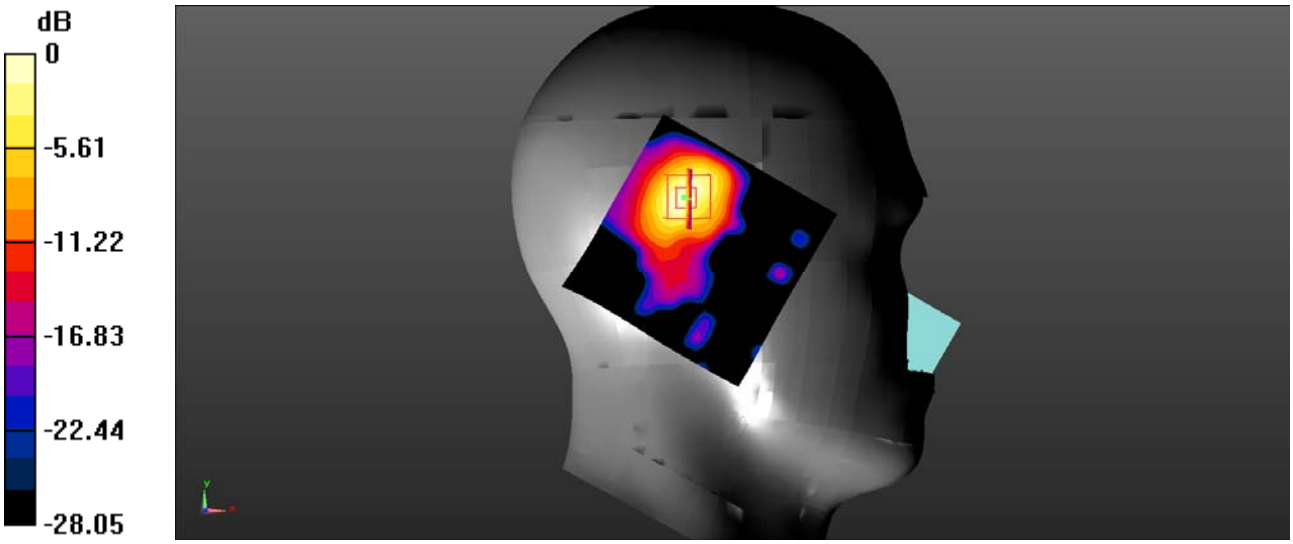

0 dB = 0.458 W/kg = -3.39 dBW/kg

Test Plot 147#: 2.4GWifi_Head Left Tilt_Middle

DUT: Mobile phone; Type: X689D; Serial: SZ1210204-04123E-SA-S_DD;

Communication System: UID 0, 2.4G DTS (0); Frequency: 2442 MHz;Duty Cycle: 1:1
Medium parameters used (interpolated): f = 2442 MHz; σ = 1.834 S/m; ε_r = 38.419; ρ = 1000 kg/m^3
Phantom section: Left Section

DASY5 Configuration:

- Probe: EX3DV4 - SN7522; ConvF(7.15, 7.15, 7.15)
- Sensor-Surface: 4mm (Mechanical Surface Detection)
- Electronics: DAE4 Sn1562; Calibrated: 1/19/2021
- Phantom: SAM-Twin V8.0 P1aP2a; Type: QD 000 P41 AA ; Serial: 1962
- Measurement SW: DASY52, Version 52.10 (2);

Area Scan (101x101x1): Interpolated grid: dx=1.000 mm, dy=1.000 mm
Maximum value of SAR (interpolated) = 0.600 W/kg

Zoom Scan (7x7x7)/Cube 0: Measurement grid: dx=5mm, dy=5mm, dz=5mm
Reference Value = 4.117 V/m; Power Drift = 0.04 dB
Peak SAR (extrapolated) = 1.29 W/kg
SAR(1 g) = 0.516 W/kg; SAR(10 g) = 0.202 W/kg
Maximum value of SAR (measured) = 0.619 W/kg

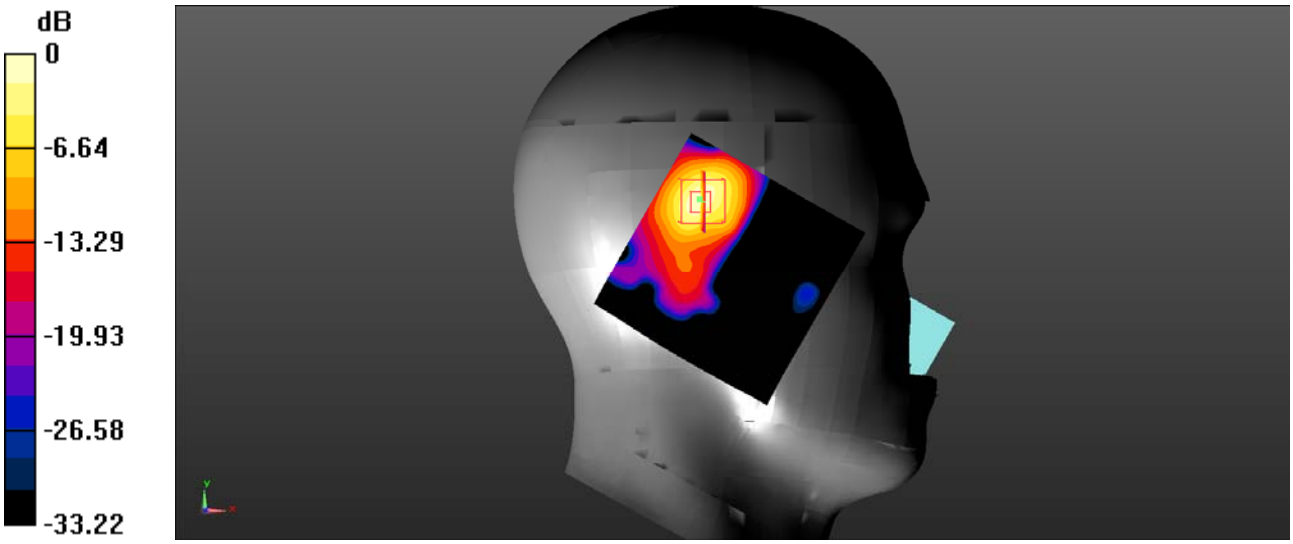

0 dB = 0.619 W/kg = -2.08 dBW/kg

Test Plot 148#: 2.4GWifi_Head Right Cheek_Middle

DUT: Mobile phone; Type: X689D; Serial: SZ1210204-04123E-SA-S_DD;

Communication System: UID 0, 2.4G DTS (0); Frequency: 2442 MHz;Duty Cycle: 1:1
Medium parameters used (interpolated): f = 2442 MHz; σ = 1.834 S/m; ε_r = 38.419; ρ = 1000 kg/m^3
Phantom section: Right Section

DASY5 Configuration:

- Probe: EX3DV4 - SN7522; ConvF(7.15, 7.15, 7.15)
- Sensor-Surface: 4mm (Mechanical Surface Detection)
- Electronics: DAE4 Sn1562; Calibrated: 1/19/2021
- Phantom: SAM-Twin V8.0 P1aP2a; Type: QD 000 P41 AA ; Serial: 1962
- Measurement SW: DASY52, Version 52.10 (2);

Area Scan (101x101x1): Interpolated grid: dx=1.000 mm, dy=1.000 mm
Maximum value of SAR (interpolated) = 0.192 W/kg

Zoom Scan (7x7x7)/Cube 0: Measurement grid: dx=5mm, dy=5mm, dz=5mm
Reference Value = 3.868 V/m; Power Drift = 0.07 dB
Peak SAR (extrapolated) = 0.396 W/kg
SAR(1 g) = 0.169 W/kg; SAR(10 g) = 0.080 W/kg
Maximum value of SAR (measured) = 0.189 W/kg

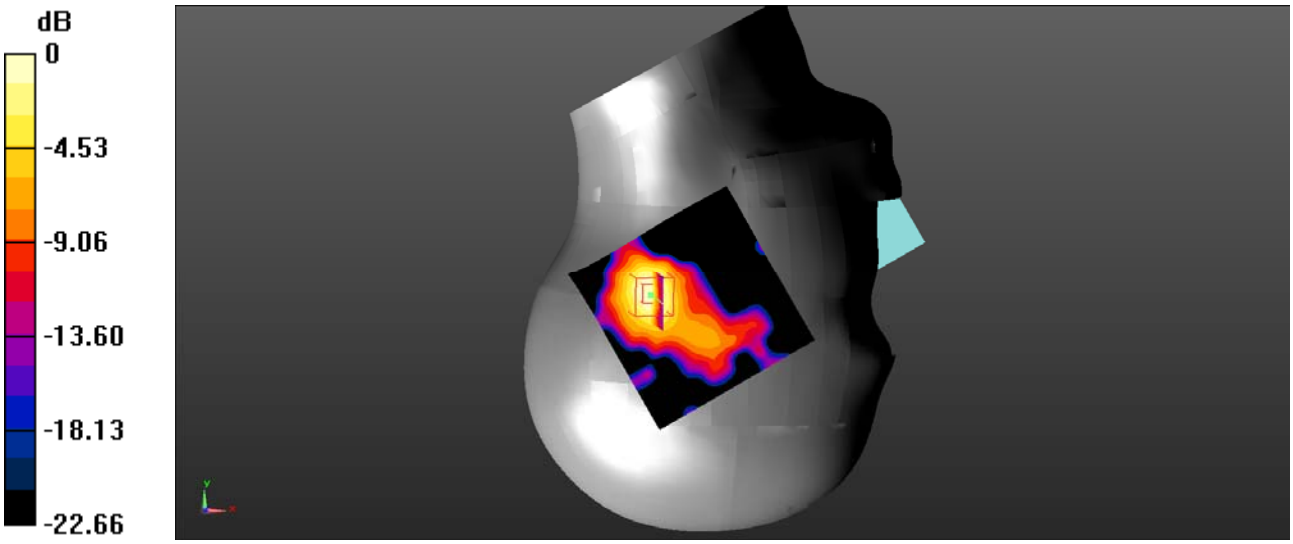

0 dB = 0.189 W/kg = -7.24 dBW/kg

Test Plot 149#: 2.4GWifi_Head Right Tilt_Middle

DUT: Mobile phone; Type: X689D; Serial: SZ1210204-04123E-SA-S_DD;

Communication System: UID 0, 2.4G DTS (0); Frequency: 2442 MHz;Duty Cycle: 1:1
Medium parameters used (interpolated): f = 2442 MHz; σ = 1.834 S/m; ε_r = 38.419; ρ = 1000 kg/m^3
Phantom section: Right Section

DASY5 Configuration:

- Probe: EX3DV4 - SN7522; ConvF(7.15, 7.15, 7.15)
- Sensor-Surface: 4mm (Mechanical Surface Detection)
- Electronics: DAE4 Sn1562; Calibrated: 1/19/2021
- Phantom: SAM-Twin V8.0 P1aP2a; Type: QD 000 P41 AA ; Serial: 1962
- Measurement SW: DASY52, Version 52.10 (2);

Area Scan (101x101x1): Interpolated grid: dx=1.000 mm, dy=1.000 mm
Maximum value of SAR (interpolated) = 0.190 W/kg

Zoom Scan (7x7x7)/Cube 0: Measurement grid: dx=5mm, dy=5mm, dz=5mm
Reference Value = 4.191 V/m; Power Drift = 0.08 dB
Peak SAR (extrapolated) = 0.449 W/kg
SAR(1 g) = 0.164 W/kg; SAR(10 g) = 0.079 W/kg
Maximum value of SAR (measured) = 0.189 W/kg

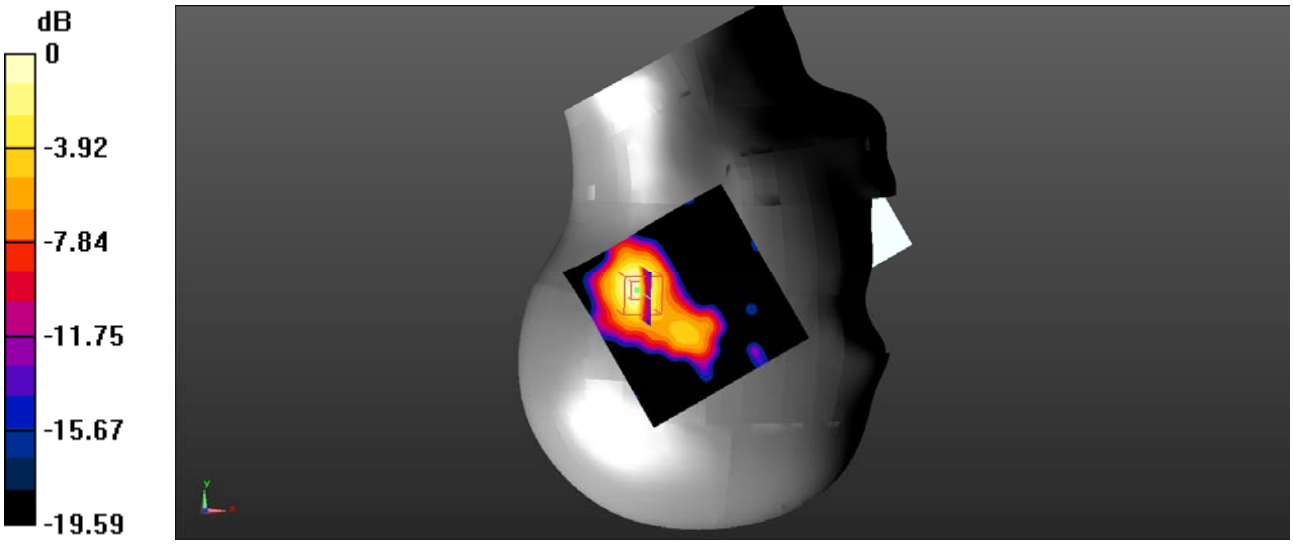

0 dB = 0.189 W/kg = -7.24 dBW/kg

Test Plot 150#: 2.4GWifi_Body Back_Middle

DUT: Mobile phone; Type: X689D; Serial: SZ1210204-04123E-SA-S_DD;

Communication System: UID 0, 2.4G DTS (0); Frequency: 2442 MHz;Duty Cycle: 1:1
Medium parameters used (interpolated): f = 2442 MHz; σ = 1.834 S/m; ε_r = 38.419; ρ = 1000 kg/m^3
Phantom section: Flat Section

DASY5 Configuration:

- Probe: EX3DV4 - SN7522; ConvF(7.15, 7.15, 7.15)
- Sensor-Surface: 4mm (Mechanical Surface Detection)
- Electronics: DAE4 Sn1562; Calibrated: 1/19/2021
- Phantom: SAM-Twin V8.0 P1aP2a; Type: QD 000 P41 AA ; Serial: 1962
- Measurement SW: DASY52, Version 52.10 (2);

Area Scan (111x101x1): Interpolated grid: dx=1.000 mm, dy=1.000 mm
Maximum value of SAR (interpolated) = 0.353 W/kg

Zoom Scan (7x7x7)/Cube 0: Measurement grid: dx=5mm, dy=5mm, dz=5mm
Reference Value = 1.714 V/m; Power Drift = 0.04 dB
Peak SAR (extrapolated) = 0.618 W/kg
SAR(1 g) = 0.296 W/kg; SAR(10 g) = 0.134 W/kg
Maximum value of SAR (measured) = 0.334 W/kg

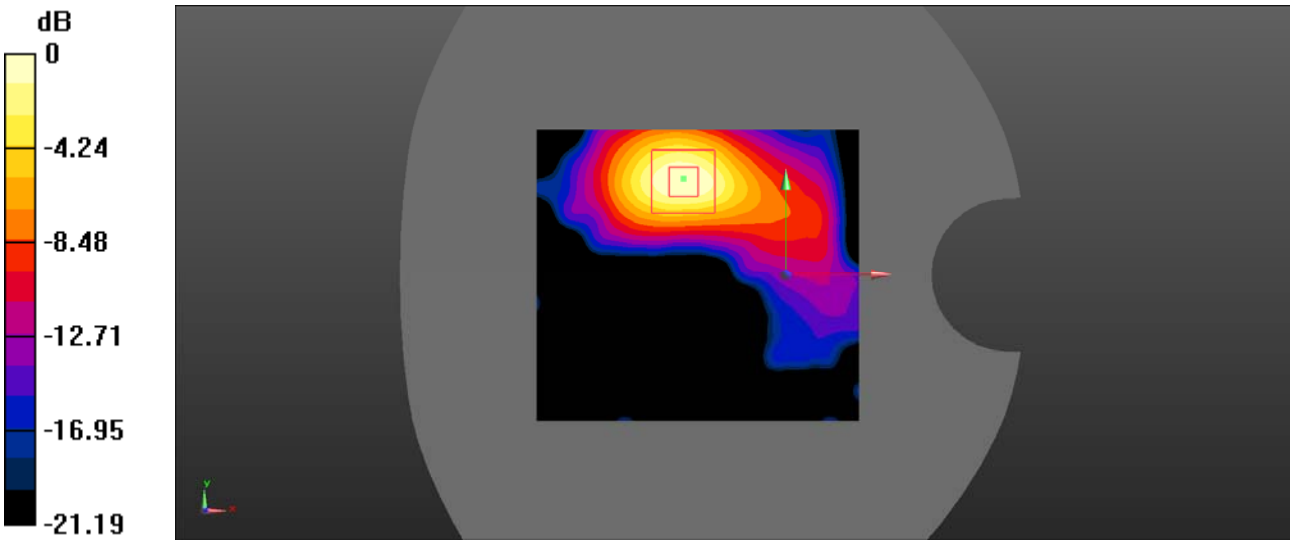

0 dB = 0.334 W/kg = -4.76 dBW/kg

Test Plot 151#: 2.4GWifi_Body Right_Middle

DUT: Mobile phone; Type: X689D; Serial: SZ1210204-04123E-SA-S_DD;

Communication System: UID 0, 2.4G DTS (0); Frequency: 2442 MHz;Duty Cycle: 1:1
Medium parameters used (interpolated): f = 2442 MHz; σ = 1.834 S/m; ε_r = 38.419; ρ = 1000 kg/m^3
Phantom section: Flat Section

DASY5 Configuration:

- Probe: EX3DV4 - SN7522; ConvF(7.15, 7.15, 7.15)
- Sensor-Surface: 4mm (Mechanical Surface Detection)
- Electronics: DAE4 Sn1562; Calibrated: 1/19/2021
- Phantom: SAM-Twin V8.0 P1aP2a; Type: QD 000 P41 AA ; Serial: 1962
- Measurement SW: DASY52, Version 52.10 (2);

Area Scan (101x101x1): Interpolated grid: dx=1.000 mm, dy=1.000 mm
Maximum value of SAR (interpolated) = 0.0404 W/kg

Zoom Scan (7x7x7)/Cube 0: Measurement grid: dx=5mm, dy=5mm, dz=5mm
Reference Value = 2.466 V/m; Power Drift = 0.04 dB
Peak SAR (extrapolated) = 0.0640 W/kg
SAR(1 g) = 0.036 W/kg; SAR(10 g) = 0.019 W/kg
Maximum value of SAR (measured) = 0.0394 W/kg



0 dB = 0.0394 W/kg = -14.05 dBW/kg

Test Plot 152#: 2.4GWifi_Body Top_Middle

DUT: Mobile phone; Type: X689D; Serial: SZ1210204-04123E-SA-S_DD;

Communication System: UID 0, 2.4G DTS (0); Frequency: 2442 MHz;Duty Cycle: 1:1
Medium parameters used (interpolated): f = 2442 MHz; σ = 1.834 S/m; ε_r = 38.419; ρ = 1000 kg/m^3
Phantom section: Flat Section

DASY5 Configuration:

- Probe: EX3DV4 - SN7522; ConvF(7.15, 7.15, 7.15)
- Sensor-Surface: 4mm (Mechanical Surface Detection)
- Electronics: DAE4 Sn1562; Calibrated: 1/19/2021
- Phantom: SAM-Twin V8.0 P1aP2a; Type: QD 000 P41 AA ; Serial: 1962
- Measurement SW: DASY52, Version 52.10 (2);

Area Scan (101x101x1): Interpolated grid: dx=1.000 mm, dy=1.000 mm
Maximum value of SAR (interpolated) = 0.593 W/kg

Zoom Scan (7x7x7)/Cube 0: Measurement grid: dx=5mm, dy=5mm, dz=5mm
Reference Value = 5.992 V/m; Power Drift = 0.08 dB
Peak SAR (extrapolated) = 1.08 W/kg
SAR(1 g) = 0.499 W/kg; SAR(10 g) = 0.216 W/kg
Maximum value of SAR (measured) = 0.575 W/kg

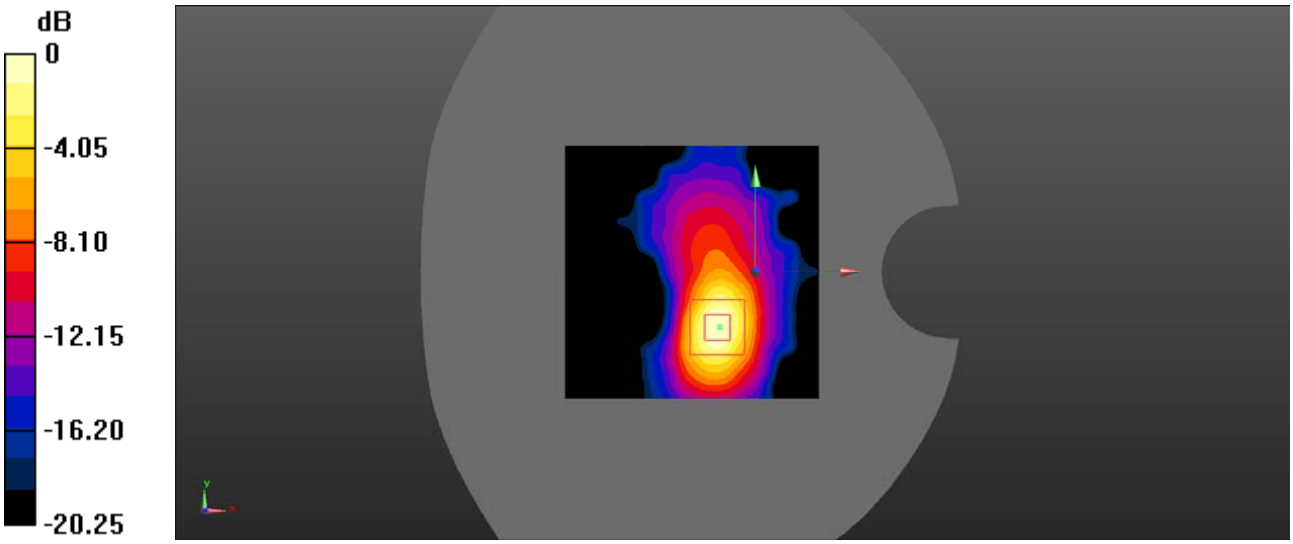

0 dB = 0.575 W/kg = -2.40 dBW/kg

Test Plot 153#: 5.2GWifi_Head Left Cheek_Middle

DUT: Mobile phone; Type: X689D; Serial: SZ1210204-04123E-SA-S_DD;

Communication System: UID 0, 5.2G WiFi (0); Frequency: 5200 MHz;Duty Cycle: 1:1
Medium parameters used: f = 5200 MHz; σ = 4.701 S/m; ε_r = 33.645; ρ = 1000 kg/m^3
Phantom section: Left Section

DASY5 Configuration:

- Probe: EX3DV4 - SN7522; ConvF(5.2, 5.2, 5.2)
- Sensor-Surface: 2mm (Mechanical Surface Detection)
- Electronics: DAE4 Sn1562; Calibrated: 1/19/2021
- Phantom: SAM-Twin V8.0 P1aP2a; Type: QD 000 P41 AA ; Serial: 1962
- Measurement SW: DASY52, Version 52.10 (2);

Area Scan (101x101x1): Interpolated grid: dx=1.000 mm, dy=1.000 mm
Maximum value of SAR (interpolated) = 0.440 W/kg

Zoom Scan (8x8x12)/Cube 0: Measurement grid: dx=4mm, dy=4mm, dz=2mm
Reference Value = 4.324 V/m; Power Drift = 0.05 dB
Peak SAR (extrapolated) = 0.517 W/kg
SAR(1 g) = 0.139 W/kg; SAR(10 g) = 0.045 W/kg
Maximum value of SAR (measured) = 0.289 W/kg

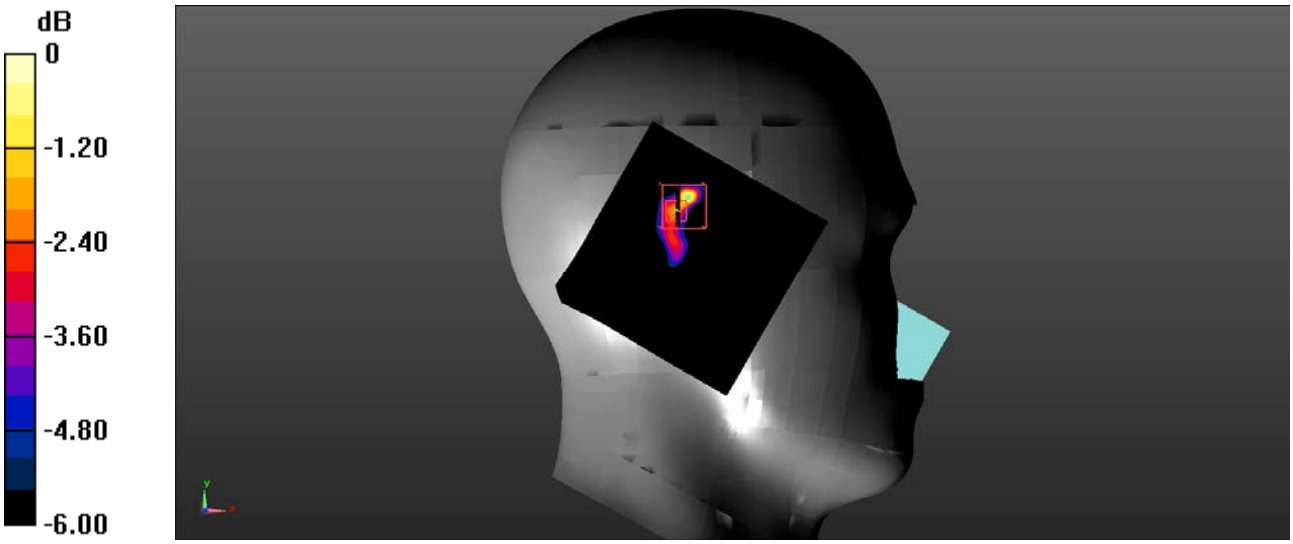

0 dB = 0.450 W/kg = -3.47 dBW/kg

Test Plot 154#: 5.2GWifi_Head Left Tilt_Middle

DUT: Mobile phone; Type: X689D; Serial: SZ1210204-04123E-SA-S_DD;

Communication System: UID 0, 5.2G WiFi (0); Frequency: 5200 MHz;Duty Cycle: 1:1
Medium parameters used: f = 5200 MHz; σ = 4.701 S/m; ε_r = 33.645; ρ = 1000 kg/m^3
Phantom section: Left Section

DASY5 Configuration:

- Probe: EX3DV4 - SN7522; ConvF(5.2, 5.2, 5.2)
- Sensor-Surface: 2mm (Mechanical Surface Detection)
- Electronics: DAE4 Sn1562; Calibrated: 1/19/2021
- Phantom: SAM-Twin V8.0 P1aP2a; Type: QD 000 P41 AA ; Serial: 1962
- Measurement SW: DASY52, Version 52.10 (2);

Area Scan (101x101x1): Interpolated grid: dx=1.000 mm, dy=1.000 mm
Maximum value of SAR (interpolated) = 0.519 W/kg

Zoom Scan (8x8x12)/Cube 0: Measurement grid: dx=4mm, dy=4mm, dz=2mm
Reference Value = 3.996 V/m; Power Drift = -0.13 dB
Peak SAR (extrapolated) = 0.980 W/kg
SAR(1 g) = 0.257 W/kg; SAR(10 g) = 0.077 W/kg
Maximum value of SAR (measured) = 0.521 W/kg

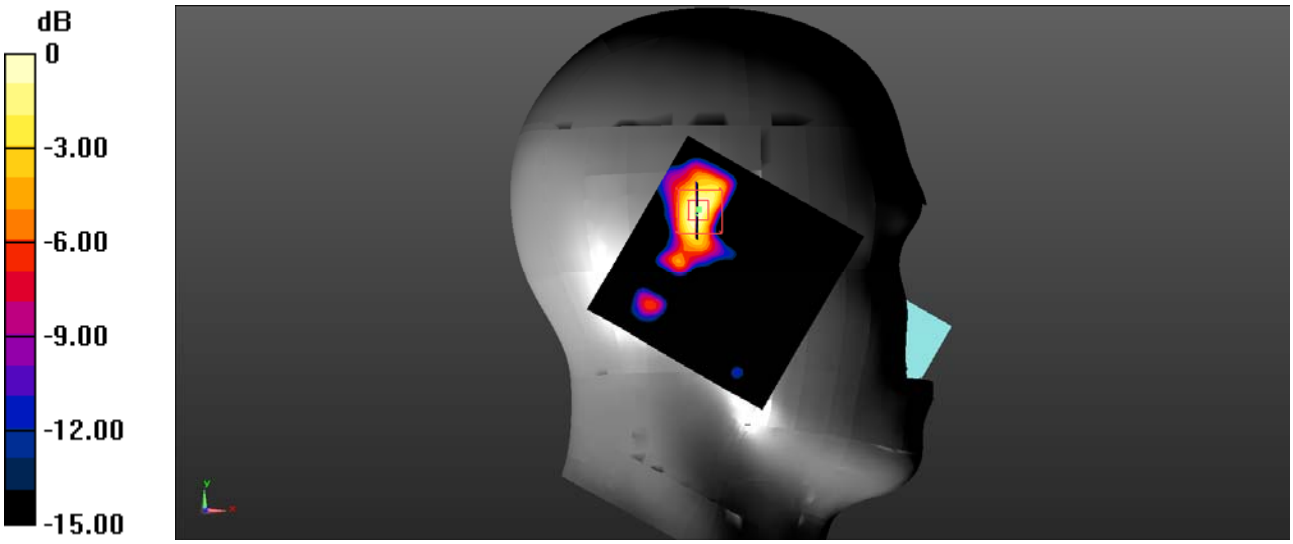

0 dB = 0.521 W/kg = -2.83 dBW/kg

Test Plot 155#: 5.2GWifi_Head Right Cheek_Middle

DUT: Mobile phone; Type: X689D; Serial: SZ1210204-04123E-SA-S_DD;

Communication System: UID 0, 5.2G WiFi (0); Frequency: 5200 MHz;Duty Cycle: 1:1
Medium parameters used: f = 5200 MHz; σ = 4.701 S/m; ε_r = 33.645; ρ = 1000 kg/m^3
Phantom section: Right Section

DASY5 Configuration:

- Probe: EX3DV4 - SN7522; ConvF(5.2, 5.2, 5.2)
- Sensor-Surface: 2mm (Mechanical Surface Detection)
- Electronics: DAE4 Sn1562; Calibrated: 1/19/2021
- Phantom: SAM-Twin V8.0 P1aP2a; Type: QD 000 P41 AA ; Serial: 1962
- Measurement SW: DASY52, Version 52.10 (2);

Area Scan (101x101x1): Interpolated grid: dx=1.000 mm, dy=1.000 mm
Maximum value of SAR (interpolated) = 0.328 W/kg

Zoom Scan (8x8x12)/Cube 0: Measurement grid: dx=4mm, dy=4mm, dz=2mm
Reference Value = 0.4180 V/m; Power Drift = 0.15 dB
Peak SAR (extrapolated) = 0.506 W/kg
SAR(1 g) = 0.118 W/kg; SAR(10 g) = 0.042 W/kg
Maximum value of SAR (measured) = 0.224 W/kg

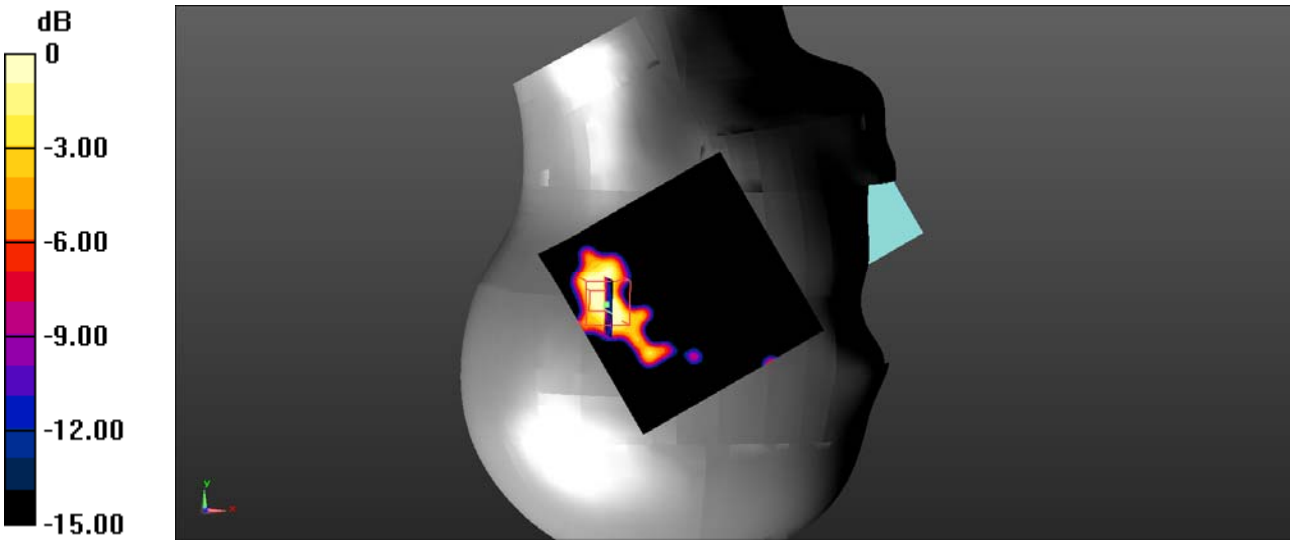

0 dB = 0.224 W/kg = -6.50 dBW/kg

Test Plot 156#: 5.2GWifi_Head Right Tilt_Middle

DUT: Mobile phone; Type: X689D; Serial: SZ1210204-04123E-SA-S_DD;

Communication System: UID 0, 5.2G WiFi (0); Frequency: 5200 MHz;Duty Cycle: 1:1
Medium parameters used: f = 5200 MHz; σ = 4.701 S/m; ε_r = 33.645; ρ = 1000 kg/m^3
Phantom section: Right Section

DASY5 Configuration:

- Probe: EX3DV4 - SN7522; ConvF(5.2, 5.2, 5.2)
- Sensor-Surface: 2mm (Mechanical Surface Detection)
- Electronics: DAE4 Sn1562; Calibrated: 1/19/2021
- Phantom: SAM-Twin V8.0 P1aP2a; Type: QD 000 P41 AA ; Serial: 1962
- Measurement SW: DASY52, Version 52.10 (2);

Area Scan (101x101x1): Interpolated grid: dx=1.000 mm, dy=1.000 mm
Maximum value of SAR (interpolated) = 0.410 W/kg

Zoom Scan (8x8x12)/Cube 0: Measurement grid: dx=4mm, dy=4mm, dz=2mm
Reference Value = 2.576 V/m; Power Drift = -0.05 dB
Peak SAR (extrapolated) = 0.643 W/kg
SAR(1 g) = 0.194 W/kg; SAR(10 g) = 0.067 W/kg
Maximum value of SAR (measured) = 0.353 W/kg

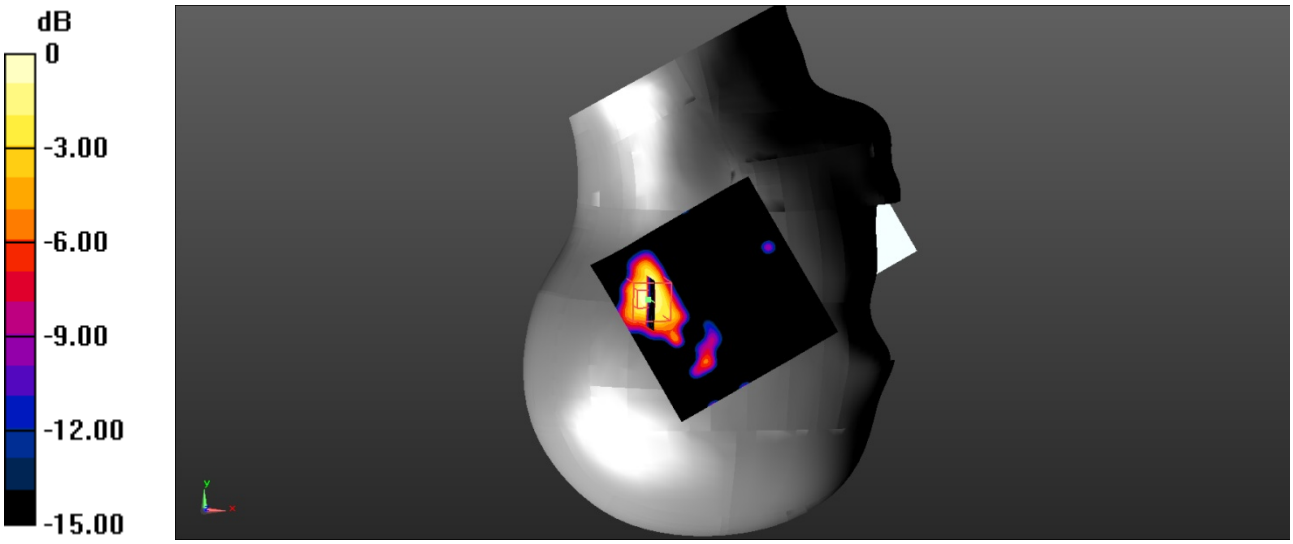

0 dB = 0.450 W/kg = -3.47 dBW/kg

Test Plot 157#: 5.2GWifi_Body Back_Middle

DUT: Mobile phone; Type: X689D; Serial: SZ1210204-04123E-SA-S_DD;

Communication System: UID 0, 5.2G WiFi (0); Frequency: 5200 MHz;Duty Cycle: 1:1
Medium parameters used: f = 5200 MHz; σ = 4.701 S/m; ε_r = 33.645; ρ = 1000 kg/m^3
Phantom section: Flat Section

DASY5 Configuration:

- Probe: EX3DV4 - SN7522; ConvF(5.2, 5.2, 5.2)
- Sensor-Surface: 2mm (Mechanical Surface Detection)
- Electronics: DAE4 Sn1562; Calibrated: 1/19/2021
- Phantom: SAM-Twin V8.0 P1aP2a; Type: QD 000 P41 AA ; Serial: 1962
- Measurement SW: DASY52, Version 52.10 (2);

Area Scan (101x101x1): Interpolated grid: dx=1.000 mm, dy=1.000 mm
Maximum value of SAR (interpolated) = 0.317 W/kg

Zoom Scan (8x8x12)/Cube 0: Measurement grid: dx=4mm, dy=4mm, dz=2mm
Reference Value = 0.5700 V/m; Power Drift = 0.10 dB
Peak SAR (extrapolated) = 0.537 W/kg
SAR(1 g) = 0.138 W/kg; SAR(10 g) = 0.044 W/kg
Maximum value of SAR (measured) = 0.274 W/kg

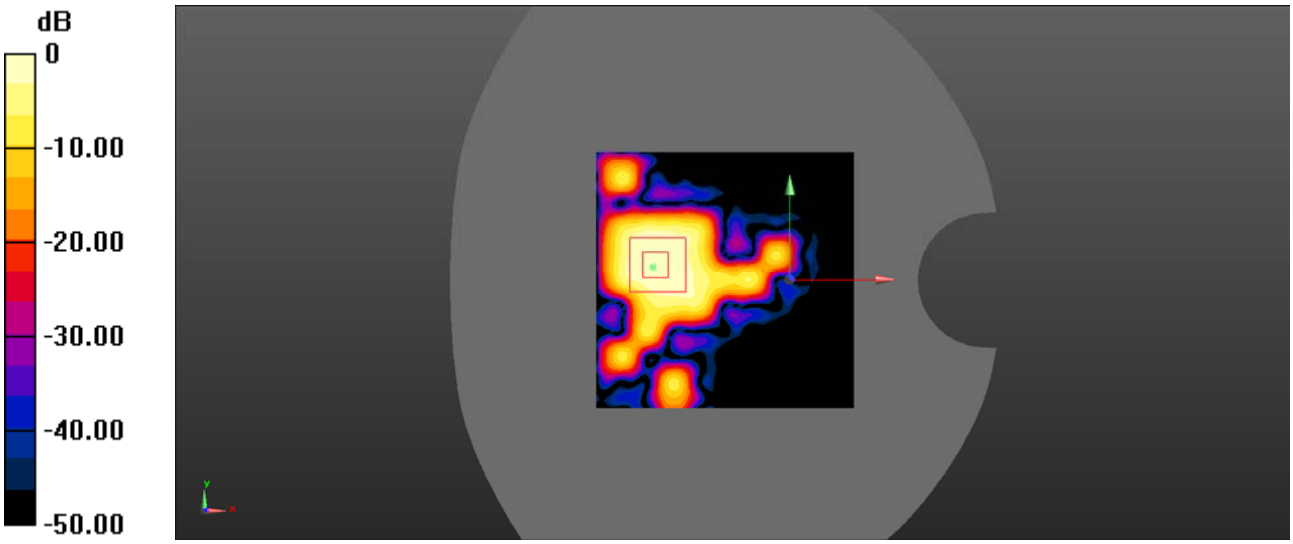

0 dB = 0.274 W/kg = -5.62 dBW/kg

Test Plot 158#: 5.2GWifi_Body Right_Middle

DUT: Mobile phone; Type: X689D; Serial: SZ1210204-04123E-SA-S_DD;

Communication System: UID 0, 5.2G WiFi (0); Frequency: 5200 MHz;Duty Cycle: 1:1
Medium parameters used: f = 5200 MHz; σ = 4.701 S/m; ε_r = 33.645; ρ = 1000 kg/m^3
Phantom section: Flat Section

DASY5 Configuration:

- Probe: EX3DV4 - SN7522; ConvF(5.2, 5.2, 5.2)
- Sensor-Surface: 2mm (Mechanical Surface Detection)
- Electronics: DAE4 Sn1562; Calibrated: 1/19/2021
- Phantom: SAM-Twin V8.0 P1aP2a; Type: QD 000 P41 AA ; Serial: 1962
- Measurement SW: DASY52, Version 52.10 (2);

Area Scan (101x101x1): Interpolated grid: dx=1.000 mm, dy=1.000 mm
Maximum value of SAR (interpolated) = 0.201 W/kg

Zoom Scan (8x8x16)/Cube 0: Measurement grid: dx=4mm, dy=4mm, dz=2mm
Reference Value = 0 V/m; Power Drift = 0.00 dB
Peak SAR (extrapolated) = 0.424 W/kg
SAR(1 g) = 0.036 W/kg; SAR(10 g) = 0.00876 W/kg
Maximum value of SAR (measured) = 0.0716 W/kg

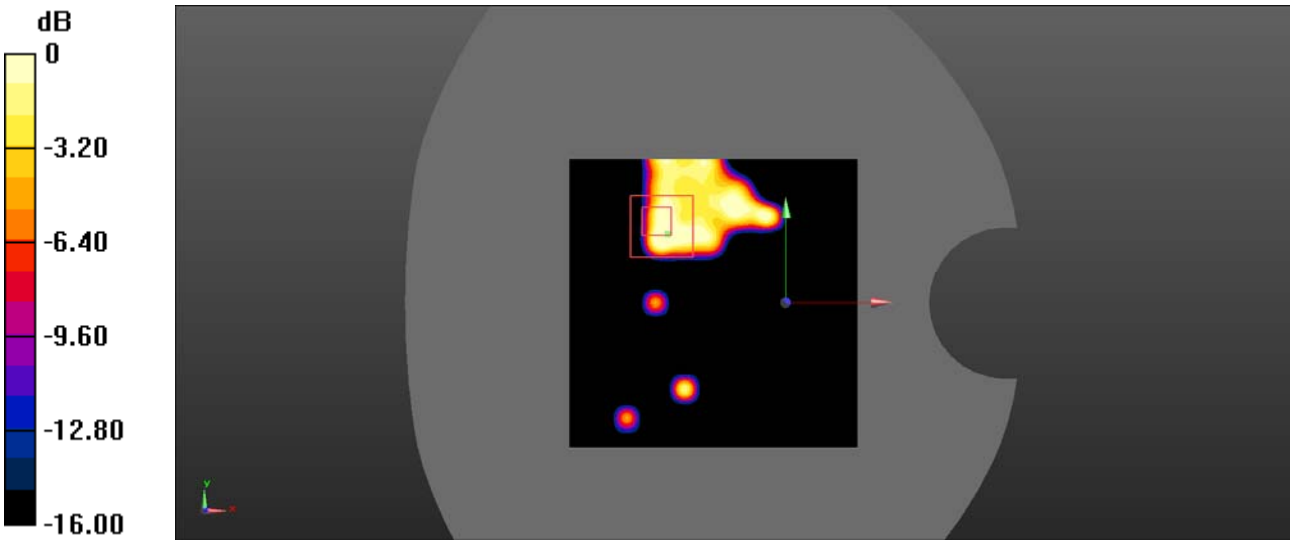

0 dB = 0.0716 W/kg = -11.45 dBW/kg

Test Plot 159#: 5.2GWifi_Body Top_Middle

DUT: Mobile phone; Type: X689D; Serial: SZ1210204-04123E-SA-S_DD;

Communication System: UID 0, 5.2G WiFi (0); Frequency: 5200 MHz;Duty Cycle: 1:1
Medium parameters used: f = 5200 MHz; σ = 4.701 S/m; ε_r = 33.645; ρ = 1000 kg/m^3
Phantom section: Flat Section

DASY5 Configuration:

- Probe: EX3DV4 - SN7522; ConvF(5.2, 5.2, 5.2)
- Sensor-Surface: 2mm (Mechanical Surface Detection)
- Electronics: DAE4 Sn1562; Calibrated: 1/19/2021
- Phantom: SAM-Twin V8.0 P1aP2a; Type: QD 000 P41 AA ; Serial: 1962
- Measurement SW: DASY52, Version 52.10 (2);

Area Scan (101x101x1): Interpolated grid: dx=1.000 mm, dy=1.000 mm
Maximum value of SAR (interpolated) = 0.373 W/kg

Zoom Scan (8x8x12)/Cube 0: Measurement grid: dx=4mm, dy=4mm, dz=2mm
Reference Value = 0.5940 V/m; Power Drift = 0.04 dB
Peak SAR (extrapolated) = 0.607 W/kg
SAR(1 g) = 0.156 W/kg; SAR(10 g) = 0.050 W/kg
Maximum value of SAR (measured) = 0.303 W/kg

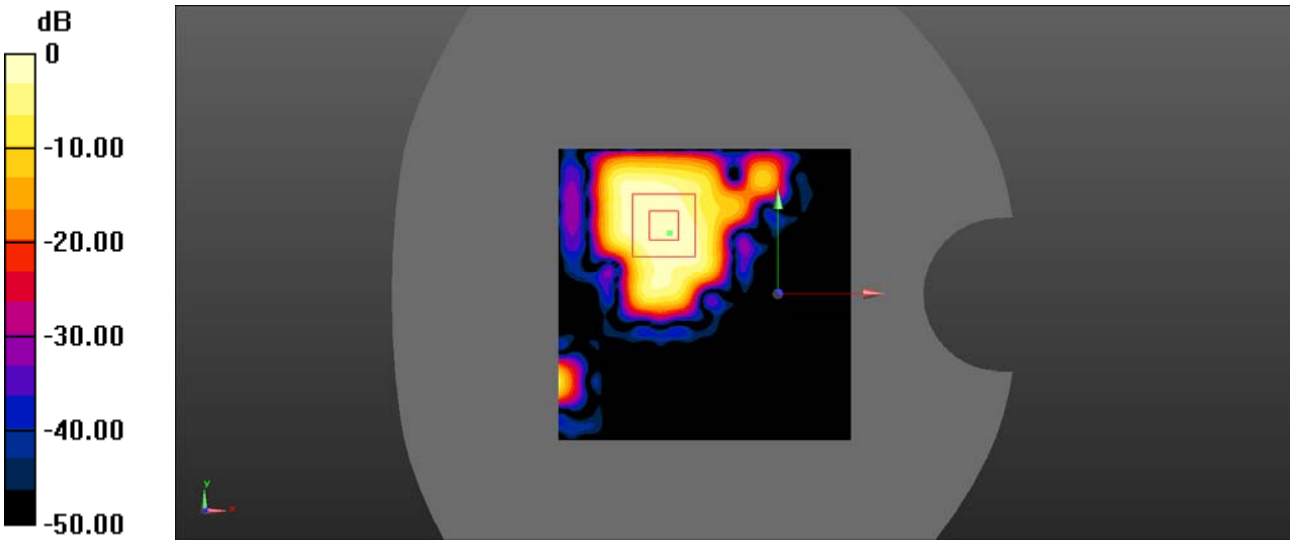

0 dB = 0.303 W/kg = -5.19 dBW/kg

Test Plot 160#: 5.8GWifi_Head Left Cheek_Middle

DUT: Mobile phone; Type: X689D; Serial: SZ1210204-04123E-SA-S_DD;

Communication System: UID 0, 5.8G Wi-Fi (0); Frequency: 5785 MHz;Duty Cycle: 1:1
Medium parameters used (interpolated): f = 5785 MHz; σ = 5.008 S/m; ε_r = 35.661; ρ = 1000 kg/m^3
Phantom section: Left Section

DASY5 Configuration:

- Probe: EX3DV4 - SN7522; ConvF(4.65, 4.65, 4.65)
- Sensor-Surface: 2mm (Mechanical Surface Detection)
- Electronics: DAE4 Sn1562; Calibrated: 1/19/2021
- Phantom: SAM-Twin V8.0 P1aP2a; Type: QD 000 P41 AA ; Serial: 1962
- Measurement SW: DASY52, Version 52.10 (2);

Area Scan (101x101x1): Interpolated grid: dx=1.000 mm, dy=1.000 mm
Maximum value of SAR (interpolated) = 0.599 W/kg

Zoom Scan (8x8x12)/Cube 0: Measurement grid: dx=4mm, dy=4mm, dz=2mm
Reference Value = 1.198 V/m; Power Drift = 0.08 dB
Peak SAR (extrapolated) = 1.45 W/kg
SAR(1 g) = 0.199 W/kg; SAR(10 g) = 0.054 W/kg
Maximum value of SAR (measured) = 0.474 W/kg

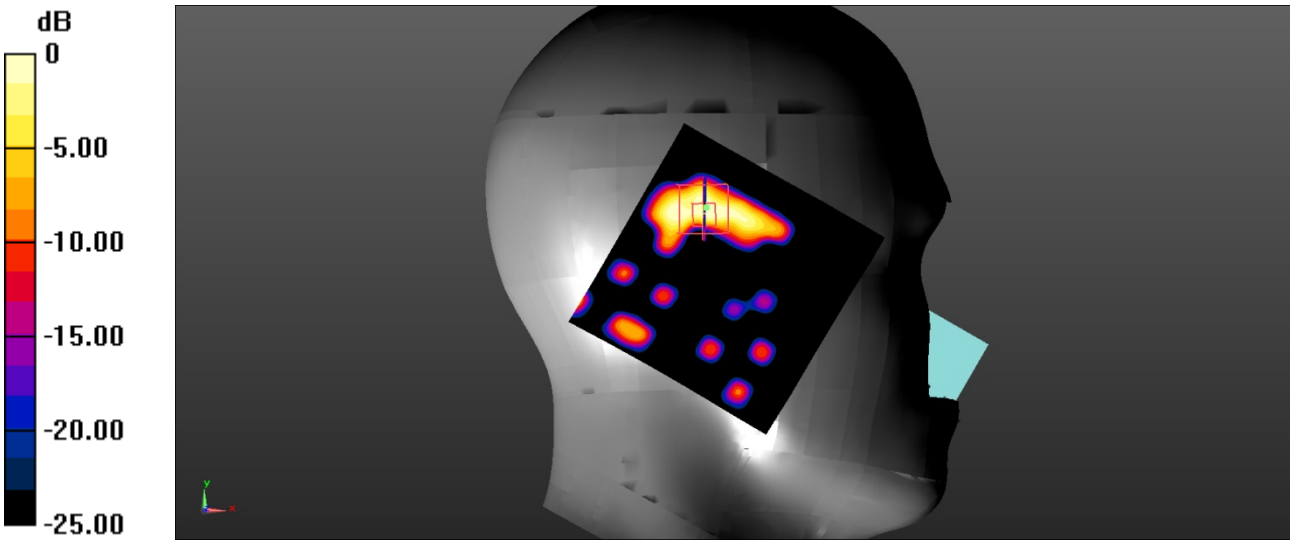

0 dB = 0.474 W/kg = -3.24 dBW/kg

Test Plot 161#: 5.8GWifi_Head Left Tilt_Middle

DUT: Mobile phone; Type: X689D; Serial: SZ1210204-04123E-SA-S_DD;

Communication System: UID 0, 5.8G Wi-Fi (0); Frequency: 5785 MHz;Duty Cycle: 1:1
Medium parameters used (interpolated): f = 5785 MHz; σ = 5.008 S/m; ε_r = 35.661; ρ = 1000 kg/m^3
Phantom section: Left Section

DASY5 Configuration:

- Probe: EX3DV4 - SN7522; ConvF(4.65, 4.65, 4.65)
- Sensor-Surface: 2mm (Mechanical Surface Detection)
- Electronics: DAE4 Sn1562; Calibrated: 1/19/2021
- Phantom: SAM-Twin V8.0 P1aP2a; Type: QD 000 P41 AA ; Serial: 1962
- Measurement SW: DASY52, Version 52.10 (2);

Area Scan (101x101x1): Interpolated grid: dx=1.000 mm, dy=1.000 mm
Maximum value of SAR (interpolated) = 0.558 W/kg

Zoom Scan (8x8x12)/Cube 0: Measurement grid: dx=4mm, dy=4mm, dz=2mm
Reference Value = 1.833 V/m; Power Drift = 0.02 dB
Peak SAR (extrapolated) = 0.852 W/kg
SAR(1 g) = 0.184 W/kg; SAR(10 g) = 0.053 W/kg
Maximum value of SAR (measured) = 0.440 W/kg

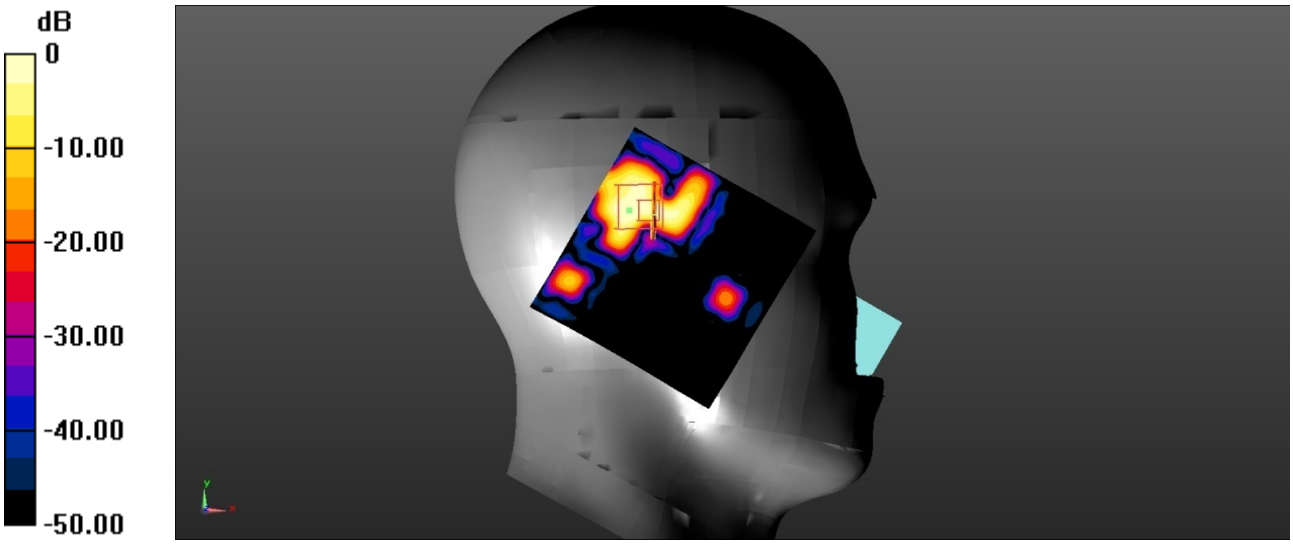

0 dB = 0.440 W/kg = -3.57 dBW/kg

Test Plot 162#: 5.8GWifi_Head Right Cheek_Middle

DUT: Mobile phone; Type: X689D; Serial: SZ1210204-04123E-SA-S_DD;

Communication System: UID 0, 5.8G Wi-Fi (0); Frequency: 5785 MHz;Duty Cycle: 1:1
Medium parameters used (interpolated): f = 5785 MHz; σ = 5.008 S/m; ε_r = 35.661; ρ = 1000 kg/m^3
Phantom section: Right Section

DASY5 Configuration:

- Probe: EX3DV4 - SN7522; ConvF(4.65, 4.65, 4.65)
- Sensor-Surface: 2mm (Mechanical Surface Detection)
- Electronics: DAE4 Sn1562; Calibrated: 1/19/2021
- Phantom: SAM-Twin V8.0 P1aP2a; Type: QD 000 P41 AA ; Serial: 1962
- Measurement SW: DASY52, Version 52.10 (2);

Area Scan (101x101x1): Interpolated grid: dx=1.000 mm, dy=1.000 mm
Maximum value of SAR (interpolated) = 0.495 W/kg

Zoom Scan (8x8x12)/Cube 0: Measurement grid: dx=4mm, dy=4mm, dz=2mm
Reference Value = 0.8020 V/m; Power Drift = 0.09 dB
Peak SAR (extrapolated) = 1.08 W/kg
SAR(1 g) = 0.109 W/kg; SAR(10 g) = 0.036 W/kg
Maximum value of SAR (measured) = 0.259 W/kg

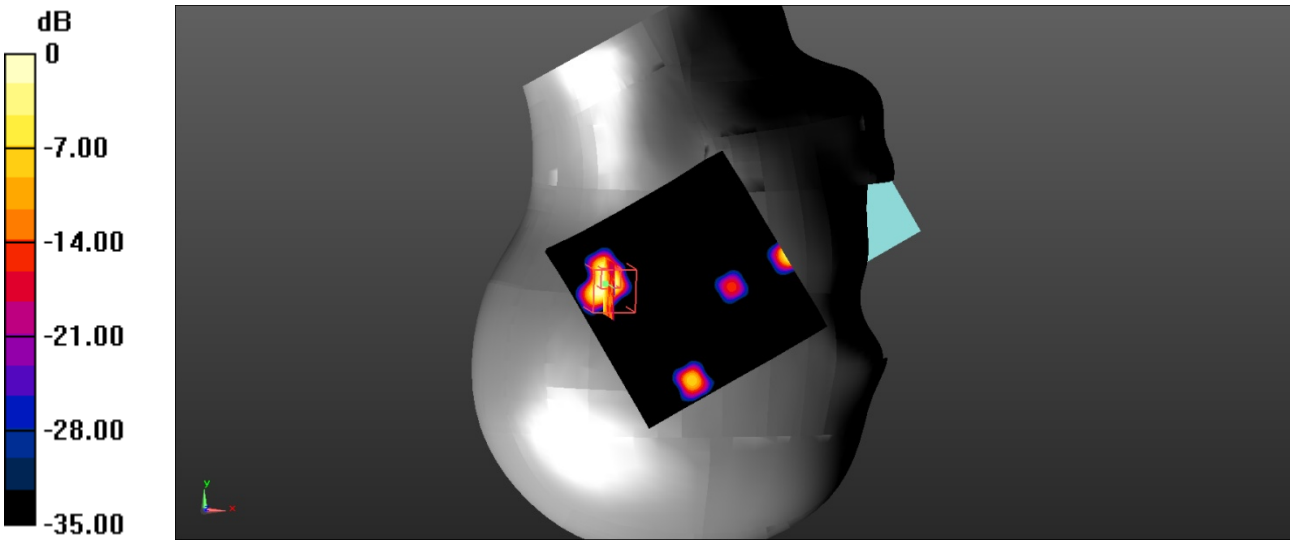

0 dB = 0.259 W/kg = -5.87 dBW/kg

Test Plot 163#: 5.8GWifi_Head Right Tilt_Middle

DUT: Mobile phone; Type: X689D; Serial: SZ1210204-04123E-SA-S_DD;

Communication System: UID 0, 5.8G Wi-Fi (0); Frequency: 5785 MHz;Duty Cycle: 1:1
Medium parameters used (interpolated): f = 5785 MHz; σ = 5.008 S/m; ε_r = 35.661; ρ = 1000 kg/m^3
Phantom section: Right Section

DASY5 Configuration:

- Probe: EX3DV4 - SN7522; ConvF(4.65, 4.65, 4.65)
- Sensor-Surface: 2mm (Mechanical Surface Detection)
- Electronics: DAE4 Sn1562; Calibrated: 1/19/2021
- Phantom: SAM-Twin V8.0 P1aP2a; Type: QD 000 P41 AA ; Serial: 1962
- Measurement SW: DASY52, Version 52.10 (2);

Area Scan (101x101x1): Interpolated grid: dx=1.000 mm, dy=1.000 mm
Maximum value of SAR (interpolated) = 0.669 W/kg

Zoom Scan (8x8x12)/Cube 0: Measurement grid: dx=4mm, dy=4mm, dz=2mm
Reference Value = 0 V/m; Power Drift = 0.10 dB
Peak SAR (extrapolated) = 1.85 W/kg
SAR(1 g) = 0.154 W/kg; SAR(10 g) = 0.031 W/kg
Maximum value of SAR (measured) = 0.295 W/kg

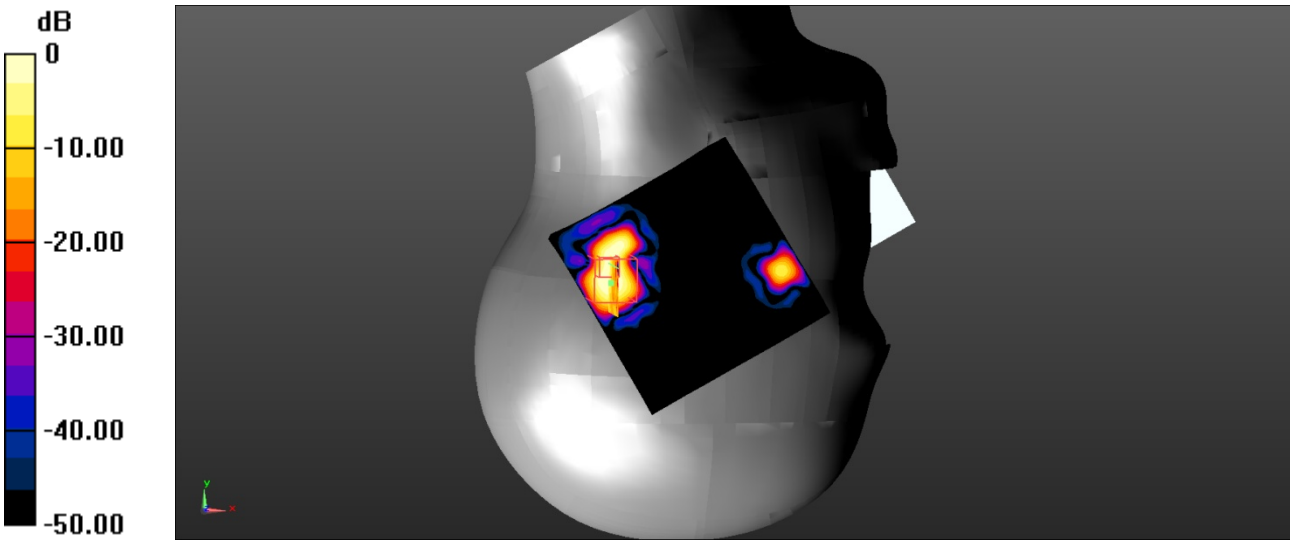

0 dB = 0.295 W/kg = -5.30 dBW/kg

Test Plot 164#: 5.8GWifi_Body Back_Middle

DUT: Mobile phone; Type: X689D; Serial: SZ1210204-04123E-SA-S_DD;

Communication System: UID 0, 5.8G Wi-Fi (0); Frequency: 5785 MHz;Duty Cycle: 1:1
Medium parameters used (interpolated): f = 5785 MHz; σ = 5.008 S/m; ε_r = 35.661; ρ = 1000 kg/m^3
Phantom section: Flat Section

DASY5 Configuration:

- Probe: EX3DV4 - SN7522; ConvF(4.65, 4.65, 4.65)
- Sensor-Surface: 2mm (Mechanical Surface Detection)
- Electronics: DAE4 Sn1562; Calibrated: 1/19/2021
- Phantom: SAM-Twin V8.0 P1aP2a; Type: QD 000 P41 AA ; Serial: 1962
- Measurement SW: DASY52, Version 52.10 (2);

Area Scan (101x101x1): Interpolated grid: dx=1.000 mm, dy=1.000 mm
Maximum value of SAR (interpolated) = 0.124 W/kg

Zoom Scan (8x8x12)/Cube 0: Measurement grid: dx=4mm, dy=4mm, dz=2mm
Reference Value = 2.032 V/m; Power Drift = -0.07 dB
Peak SAR (extrapolated) = 0.484 W/kg
SAR(1 g) = 0.040 W/kg; SAR(10 g) = 0.00886 W/kg
Maximum value of SAR (measured) = 0.0887 W/kg

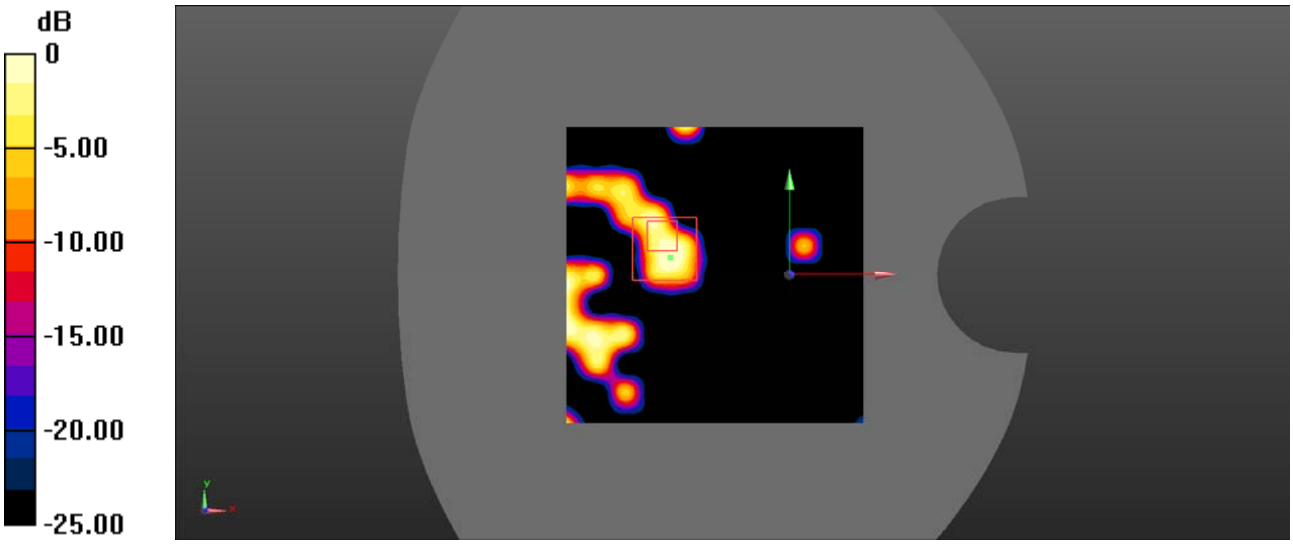

0 dB = 0.0887 W/kg = -10.52 dBW/kg

Test Plot 165#: 5.8GWifi_Body Right_Middle

DUT: Mobile phone; Type: X689D; Serial: SZ1210204-04123E-SA-S_DD;

Communication System: UID 0, 5.8G Wi-Fi (0); Frequency: 5785 MHz;Duty Cycle: 1:1
Medium parameters used (interpolated): f = 5785 MHz; σ = 5.008 S/m; ε_r = 35.661; ρ = 1000 kg/m^3
Phantom section: Flat Section

DASY5 Configuration:

- Probe: EX3DV4 - SN7522; ConvF(4.65, 4.65, 4.65)
- Sensor-Surface: 2mm (Mechanical Surface Detection)
- Electronics: DAE4 Sn1562; Calibrated: 1/19/2021
- Phantom: SAM-Twin V8.0 P1aP2a; Type: QD 000 P41 AA ; Serial: 1962
- Measurement SW: DASY52, Version 52.10 (2);

Area Scan (101x101x1): Interpolated grid: dx=1.000 mm, dy=1.000 mm
Maximum value of SAR (interpolated) = 0.139 W/kg

Zoom Scan (8x8x16)/Cube 0: Measurement grid: dx=4mm, dy=4mm, dz=2mm
Reference Value = 2.748 V/m; Power Drift = 0.16 dB
Peak SAR (extrapolated) = 1.04 W/kg
SAR(1 g) = 0.065 W/kg; SAR(10 g) = 0.011 W/kg
Maximum value of SAR (measured) = 0.150 W/kg

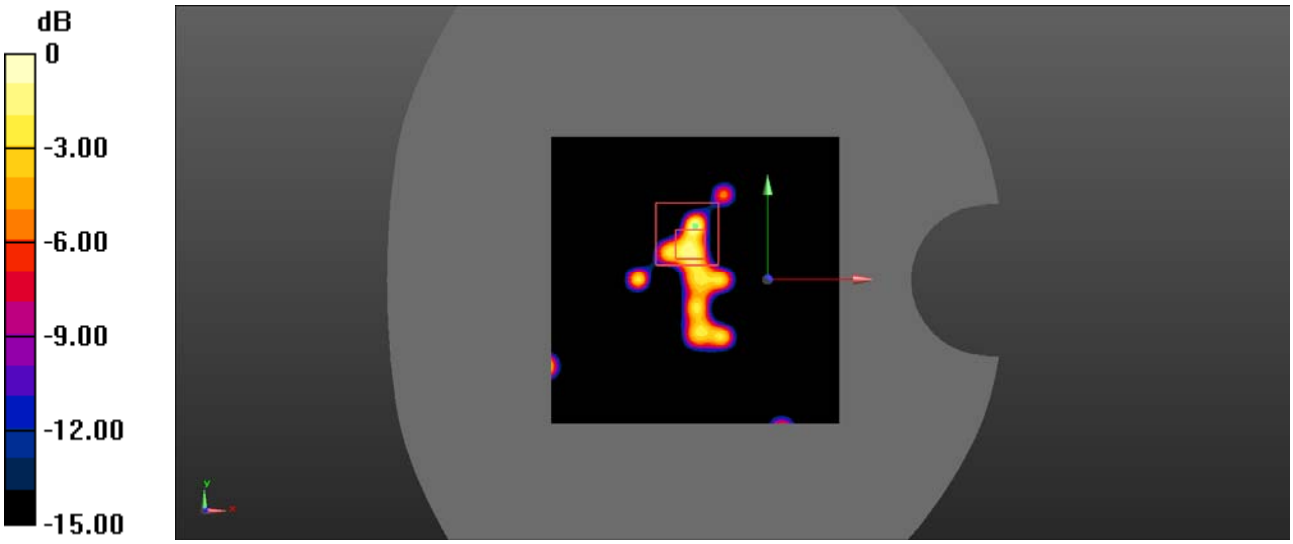

0 dB = 0.150 W/kg = -8.24 dBW/kg

Test Plot 166#: 5.8GWifi_Body Top_Middle

DUT: Mobile phone; Type: X689D; Serial: SZ1210204-04123E-SA-S_DD;

Communication System: UID 0, 5.8G Wi-Fi (0); Frequency: 5785 MHz;Duty Cycle: 1:1
Medium parameters used (interpolated): f = 5785 MHz; σ = 5.008 S/m; ε_r = 35.661; ρ = 1000 kg/m^3
Phantom section: Flat Section

DASY5 Configuration:

- Probe: EX3DV4 - SN7522; ConvF(4.65, 4.65, 4.65)
- Sensor-Surface: 2mm (Mechanical Surface Detection)
- Electronics: DAE4 Sn1562; Calibrated: 1/19/2021
- Phantom: SAM-Twin V8.0 P1aP2a; Type: QD 000 P41 AA ; Serial: 1962
- Measurement SW: DASY52, Version 52.10 (2);

Area Scan (101x101x1): Interpolated grid: dx=1.000 mm, dy=1.000 mm
Maximum value of SAR (interpolated) = 0.159 W/kg

Zoom Scan (8x8x12)/Cube 0: Measurement grid: dx=4mm, dy=4mm, dz=2mm
Reference Value = 1.277 V/m; Power Drift = 0.18 dB
Peak SAR (extrapolated) = 1.17 W/kg
SAR(1 g) = 0.081 W/kg; SAR(10 g) = 0.017 W/kg
Maximum value of SAR (measured) = 0.174 W/kg

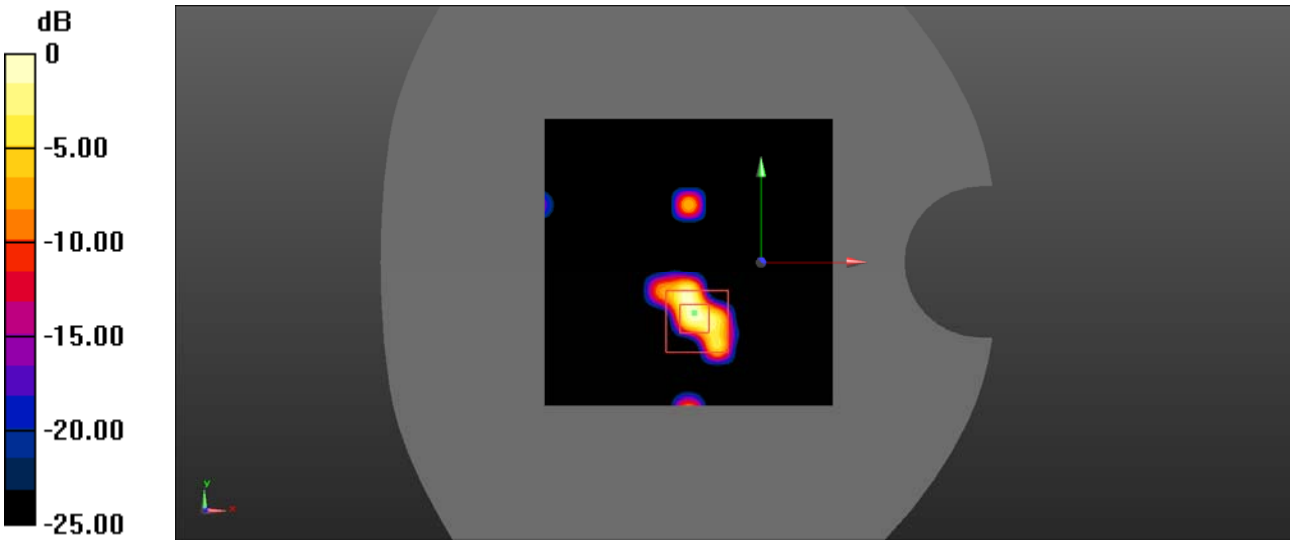

0 dB = 0.174 W/kg = -7.59 dBW/kg