

11.2 LTE Occupied Bandwidth_Part22-24-27(NTNV)(Subtest:2, Channel:20775, Bandwidth:5, Modulation:Q16, RB Number: 25, RB Position:LOW)

Center Frequency (MHz)	OBW Power (%)	XdB Down (dB)	RBW (MHz)	Detector	OBW (MHz)	XdB Bandwidth (MHz)	Upper Limit (MHz)	Verdict
2502.5	99	26	0.1	Peak	4.49	4.9	5	Pass

Agilent
Measure

FreqRefUnlock

Ch Freq 2.5025 GHz
Trig Free

Occupied Bandwidth
Averages: 2

Ref 30 dBm
#Atten 30 dB

#Peak
Log
10
dB/
Offst
13.7
dB

Center 2.502 500 GHz
Span 10 MHz

#Res BW 100 kHz
#VBW 300 kHz
#Sweep 1 s (500 pts)

Occupied Bandwidth	Occ BW % Pwr	99.00 %
4.4900 MHz	x dB	-26.00 dB
Transmit Freq Error	86.439 kHz	
x dB Bandwidth	4.900 MHz	

Ext Ref

Power Stat
CCDF

More
1 of 2

Copyright 2000-2009 Agilent Technologies

11.3 LTE Occupied Bandwidth_Part22-24-27(NTNV)(Subtest:3, Channel:21100, Bandwidth:5, Modulation:QPSK, RB Number: 25, RB Position:LOW)

Center Frequency (MHz)	OBW Power (%)	XdB Down (dB)	RBW (MHz)	Detector	OBW (MHz)	XdB Bandwidth (MHz)	Upper Limit (MHz)	Verdict
2535	99	26	0.1	Peak	4.493	4.902	5	Pass

Agilent
Measure

FreqRefUnlock

Ch Freq 2.535 GHz
Trig Free

Occupied Bandwidth
Averages: 2

Ref 30 dBm #Atten 30 dB

#Peak

Log

10

dB/

Offst

13.8

dB

Ext Ref

Center 2.535 000 GHz
Span 10 MHz

#Res BW 100 kHz
#VBW 300 kHz
#Sweep 1 s (500 pts)

Occupied Bandwidth	Occ BW % Pwr	99.00 %
4.4933 MHz	x dB	-26.00 dB
Transmit Freq Error	83.991 kHz	
x dB Bandwidth	4.902 MHz	

Copyright 2000-2009 Agilent Technologies

Meas Off

Channel Power

Occupied BW

ACP

Multi Carrier Power

Power Stat CCDF

More
1 of 2

11.4 LTE Occupied Bandwidth_Part22-24-27(NTNV)(Subtest:4, Channel:21100, Bandwidth:5, Modulation:Q16, RB Number: 25, RB Position:LOW)

Center Frequency (MHz)	OBW Power (%)	XdB Down (dB)	RBW (MHz)	Detector	OBW (MHz)	XdB Bandwidth (MHz)	Upper Limit (MHz)	Verdict
2535	99	26	0.1	Peak	4.503	4.918	5	Pass

The screenshot displays the Agilent spectrum analyzer interface. At the top, it shows 'Agilent' and 'Measure' options. The main display area shows a spectrum plot with a yellow trace. The plot is titled 'Occupied Bandwidth' and shows a signal centered at 2.535 GHz. The plot parameters include: Ref 30 dBm, #Atten 30 dB, #Peak Log, 10 dB/Offst, 13.8 dB, Center 2.535 000 GHz, Span 10 MHz, #Res BW 100 kHz, #VBW 300 kHz, #Sweep 1 s (500 pts). The plot shows a signal with a peak at 4.5031 MHz and a bandwidth of 4.918 MHz. The signal is measured at -26.00 dB. The plot also shows 'Ext Ref' and 'Trig Free'.

Below the plot, the following measurement results are displayed:

Occupied Bandwidth	Occ BW % Pwr	99.00 %
4.5031 MHz	x dB	-26.00 dB
Transmit Freq Error	82.486 kHz	
x dB Bandwidth	4.918 MHz	

On the right side of the interface, there is a vertical menu with the following options: Measure, Meas Off, Channel Power, Occupied BW, ACP, Multi Carrier Power, Power Stat CCDF, and More (1 of 2).

At the bottom of the interface, the copyright notice reads: Copyright 2000-2009 Agilent Technologies.

11.5 LTE Occupied Bandwidth_Part22-24-27(NTNV)(Subtest:5, Channel:21425, Bandwidth:5, Modulation:QPSK, RB Number: 25, RB Position:LOW)

Center Frequency (MHz)	OBW Power (%)	XdB Down (dB)	RBW (MHz)	Detector	OBW (MHz)	XdB Bandwidth (MHz)	Upper Limit (MHz)	Verdict
2567.5	99	26	0.1	Peak	4.49	4.878	5	Pass

The screenshot displays the Agilent spectrum analyzer interface. At the top, it shows 'Agilent' and 'Measure' options. The main display area shows a spectrum plot with a yellow trace. The plot is titled 'Occupied Bandwidth' and shows a signal centered at 2.5675 GHz. The plot parameters include: Ref 30 dBm, #Atten 30 dB, #Peak Log, 10 dB/Offst, 13.7 dB, Center 2.567 500 GHz, Span 10 MHz, #Res BW 100 kHz, #VBW 300 kHz, #Sweep 1 s (500 pts). The plot shows a signal with a peak at approximately 2.5675 GHz and a bandwidth of 4.4902 MHz. The XdB Down is 26 dB. The plot also shows 'Ext Ref' and 'Averages: 2'.

Below the plot, the following measurement results are displayed:

Occupied Bandwidth	Occ BW % Pwr	99.00 %
4.4902 MHz	x dB	-26.00 dB
Transmit Freq Error		90.528 kHz
x dB Bandwidth		4.878 MHz

On the right side of the interface, there is a 'Measure' menu with the following options: Meas Off, Channel Power, Occupied BW, ACP, Multi Carrier Power, Power Stat CCDF, and More (1 of 2).

At the bottom of the interface, the copyright notice reads: Copyright 2000-2009 Agilent Technologies.

11.6 LTE Occupied Bandwidth_Part22-24-27(NTNV)(Subtest:6, Channel:21425, Bandwidth:5, Modulation:Q16, RB Number: 25, RB Position:LOW)

Center Frequency (MHz)	OBW Power (%)	XdB Down (dB)	RBW (MHz)	Detector	OBW (MHz)	XdB Bandwidth (MHz)	Upper Limit (MHz)	Verdict
2567.5	99	26	0.1	Peak	4.5	4.921	5	Pass

Agilent
Measure

FreqRefUnlock

Ch Freq 2.5675 GHz
Trig Free

Occupied Bandwidth
Averages: 2

Ref 30 dBm #Atten 30 dB

#Peak Log 10 dB/ Offst 13.7 dB

Ext Ref

Center 2.567 500 GHz
Span 10 MHz

#Res BW 100 kHz
#VBW 300 kHz
#Sweep 1 s (500 pts)

Occupied Bandwidth	Occ BW % Pwr	99.00 %
4.5004 MHz	x dB	-26.00 dB
Transmit Freq Error	92.309 kHz	
x dB Bandwidth	4.921 MHz	

Power Stat CCDF
More 1 of 2

Copyright 2000-2009 Agilent Technologies

11.7 LTE Occupied Bandwidth_Part22-24-27(NTNV)(Subtest:7, Channel:20800, Bandwidth:10, Modulation:QPSK, RB Number: 50, RB Position:LOW)

Center Frequency (MHz)	OBW Power (%)	XdB Down (dB)	RBW (MHz)	Detector	OBW (MHz)	XdB Bandwidth (MHz)	Upper Limit (MHz)	Verdict
2505	99	26	0.2	Peak	8.968	9.802	10	Pass

Agilent

Measure

FreqRefUnlock
Ch Freq 2.505 GHz
Trig Free

Occupied Bandwidth
Averages: 2

Ref 30 dBm
#Atten 30 dB

#Peak Log 10 dB/Offst 13.7 dB

Center 2.505 00 GHz
Span 20 MHz

#Res BW 200 kHz
#VBW 620 kHz
#Sweep 1 s (500 pts)

Occupied Bandwidth	8.9677 MHz	Occ BW % Pwr	99.00 %
		x dB	-26.00 dB
Transmit Freq Error	92.522 kHz		
x dB Bandwidth	9.802 MHz		

Copyright 2000-2009 Agilent Technologies

Meas Off

Channel Power

Occupied BW

ACP

Multi Carrier Power

Power Stat CCDF

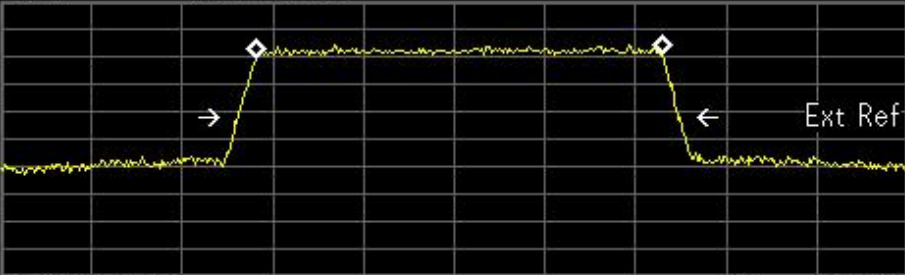
More
1 of 2

11.8 LTE Occupied Bandwidth_Part22-24-27(NTNV)(Subtest:8, Channel:20800, Bandwidth:10, Modulation:Q16, RB Number: 50, RB Position:LOW)

Center Frequency (MHz)	OBW Power (%)	XdB Down (dB)	RBW (MHz)	Detector	OBW (MHz)	XdB Bandwidth (MHz)	Upper Limit (MHz)	Verdict
2505	99	26	0.2	Peak	8.969	9.735	10	Pass

Agilent
Measure

FreqRefUnlock
Ch Freq 2.505 GHz **Trig** Free
 Occupied Bandwidth Averages: 2

Ref 30 dBm #Atten 30 dB
 #Peak
 Log
 10
 dB/
 Offst
 13.7
 dB


Center 2.505 00 GHz
Span 20 MHz

#Res BW 200 kHz
#VBW 620 kHz
#Sweep 1 s (500 pts)

Occupied Bandwidth	Occ BW % Pwr	99.00 %
8.9695 MHz	x dB	-26.00 dB
Transmit Freq Error	98.395 kHz	
x dB Bandwidth	9.735 MHz	

Copyright 2000-2009 Agilent Technologies

Meas Off

Channel Power

Occupied BW

ACP

Multi Carrier Power

Power Stat CCDF

More
1 of 2

11.9 LTE Occupied Bandwidth_Part22-24-27(NTNV)(Subtest:9, Channel:21100, Bandwidth:10, Modulation:QPSK, RB Number: 50, RB Position:LOW)

Center Frequency (MHz)	OBW Power (%)	XdB Down (dB)	RBW (MHz)	Detector	OBW (MHz)	XdB Bandwidth (MHz)	Upper Limit (MHz)	Verdict
2535	99	26	0.2	Peak	8.941	9.753	10	Pass

The screenshot displays the Agilent spectrum analyzer interface for an LTE channel. The main display shows a spectrum plot with a yellow trace representing the signal. The plot is centered at 2.535 GHz with a span of 20 MHz. The vertical axis is set to Log dB/Offst 13.8 dB. The horizontal axis is marked with 'Center 2.535 00 GHz', '#Res BW 200 kHz', '#VBW 620 kHz', and '#Sweep 1 s (500 pts)'. The plot shows a signal with a peak level of approximately -26 dB. The 'Occupied Bandwidth' is highlighted in a green box, showing a value of 8.9413 MHz. The 'Occ BW % Pwr' is 99.00% and the 'x dB' is -26.00 dB. Other parameters shown include 'Transmit Freq Error' of 82.221 kHz and 'x dB Bandwidth' of 9.753 MHz. The interface includes a 'Measure' menu on the right with options like 'Meas Off', 'Channel Power', 'Occupied BW', 'ACP', 'Multi Carrier Power', 'Power Stat CCDF', and 'More 1 of 2'. The bottom of the screen displays the copyright notice 'Copyright 2000-2009 Agilent Technologies'.

11.10 LTE Occupied Bandwidth_Part22-24-27(NTNV)(Subtest:10, Channel:21100, Bandwidth:10, Modulation:Q16, RB Number: 50, RB Position:LOW)

Center Frequency (MHz)	OBW Power (%)	XdB Down (dB)	RBW (MHz)	Detector	OBW (MHz)	XdB Bandwidth (MHz)	Upper Limit (MHz)	Verdict
2535	99	26	0.2	Peak	8.955	9.799	10	Pass

The screenshot displays the Agilent spectrum analyzer interface. At the top, it shows 'Agilent' and 'Measure' options. The main display area shows a spectrum plot with a yellow trace. The plot is titled 'Occupied Bandwidth' and shows a signal centered at 2.535 GHz. The plot parameters include: Ref 30 dBm, #Atten 30 dB, #Peak, Log, 10 dB/Offst, 13.8 dB, Center 2.535 00 GHz, Span 20 MHz, #Res BW 200 kHz, #VBW 620 kHz, #Sweep 1 s (500 pts). The plot shows a signal with a peak at 2.535 GHz and a bandwidth of 8.9546 MHz. The XdB Down is -26.00 dB. The Occupied Bandwidth is 8.9546 MHz. The Occ BW % Pwr is 99.00%. The Transmit Freq Error is 84.234 kHz. The x dB Bandwidth is 9.799 MHz. The Ext Ref is also visible on the plot.

Occupied Bandwidth 8.9546 MHz

Occ BW % Pwr 99.00 %
x dB -26.00 dB

Transmit Freq Error 84.234 kHz
x dB Bandwidth 9.799 MHz

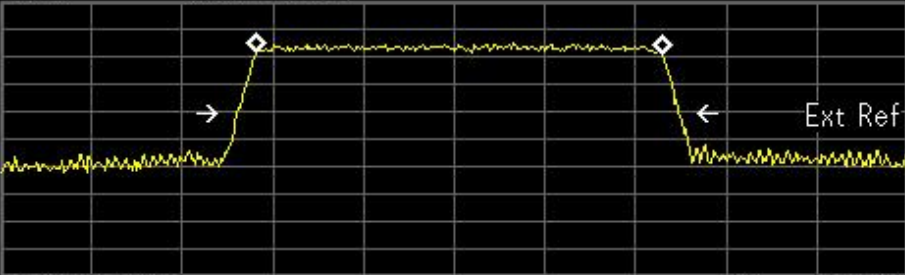
Copyright 2000-2009 Agilent Technologies

11.11 LTE Occupied Bandwidth_Part22-24-27(NTNV)(Subtest:11, Channel:21400, Bandwidth:10, Modulation:QPSK, RB Number: 50, RB Position:LOW)

Center Frequency (MHz)	OBW Power (%)	XdB Down (dB)	RBW (MHz)	Detector	OBW (MHz)	XdB Bandwidth (MHz)	Upper Limit (MHz)	Verdict
2565	99	26	0.2	Peak	8.968	9.773	10	Pass

Agilent
Measure

FreqRefUnlock
Ch Freq 2.565 GHz **Trig** Free
 Occupied Bandwidth Averages: 2

Ref 30 dBm #Atten 30 dB
 #Peak
 Log
 10
 dB/
 Offst
 13.7
 dB


Center 2.565 00 GHz
Span 20 MHz

#Res BW 200 kHz
#VBW 620 kHz
#Sweep 1 s (500 pts)

Occupied Bandwidth	Occ BW % Pwr	99.00 %
8.9681 MHz	x dB	-26.00 dB
Transmit Freq Error	87.834 kHz	
x dB Bandwidth	9.773 MHz	

Copyright 2000-2009 Agilent Technologies

Meas Off

Channel Power

Occupied BW

ACP

Multi Carrier Power

Power Stat CCDF

More
1 of 2

11.12 LTE Occupied Bandwidth_Part22-24-27(NTNV)(Subtest:12, Channel:21400, Bandwidth:10, Modulation:Q16, RB Number: 50, RB Position:LOW)

Center Frequency (MHz)	OBW Power (%)	XdB Down (dB)	RBW (MHz)	Detector	OBW (MHz)	XdB Bandwidth (MHz)	Upper Limit (MHz)	Verdict
2565	99	26	0.2	Peak	8.95	9.741	10	Pass

The screenshot displays the Agilent spectrum analyzer interface. At the top, it shows 'Agilent' and 'Measure' options. The main display area shows a spectrum plot with a yellow trace. The plot is titled 'Occupied Bandwidth' and shows a signal centered at 2.565 GHz. The plot parameters include: Ref 30 dBm, #Atten 30 dB, #Peak Log, 10 dB/Offst, 13.7 dB, Center 2.565 00 GHz, Span 20 MHz, #Res BW 200 kHz, #VBW 620 kHz, and #Sweep 1 s (500 pts). The plot shows a signal with a peak at 2.565 GHz and a bandwidth of 8.9501 MHz. The XdB Down is -26.00 dB. The plot also shows 'Ext Ref' and 'Averages: 2'.

Below the plot, the following measurement results are displayed:

Occupied Bandwidth	Occ BW % Pwr	99.00 %
8.9501 MHz	x dB	-26.00 dB
Transmit Freq Error		83.676 kHz
x dB Bandwidth		9.741 MHz

On the right side of the interface, there is a 'Measure' menu with the following options: Meas Off, Channel Power, Occupied BW, ACP, Multi Carrier Power, Power Stat CCDF, and More (1 of 2).

At the bottom of the interface, the copyright notice reads: Copyright 2000-2009 Agilent Technologies.

11.13 LTE Occupied Bandwidth_Part22-24-27(NTNV)(Subtest:13, Channel:20825, Bandwidth:15, Modulation:QPSK, RB Number: 75, RB Position:LOW)

Center Frequency (MHz)	OBW Power (%)	XdB Down (dB)	RBW (MHz)	Detector	OBW (MHz)	XdB Bandwidth (MHz)	Upper Limit (MHz)	Verdict
2507.5	99	26	0.3	Peak	13.428	14.634	15	Pass

Agilent

Measure

FreqRefUnlock
Ch Freq 2.5075 GHz
Trig Free

Occupied Bandwidth
Averages: 2

Ref 30 dBm
#Atten 30 dB

#Peak
Ext Ref

Log
10

dB/
Offst

13.7
dB

Center 2.507 50 GHz
Span 30 MHz

#Res BW 300 kHz
#VBW 1 MHz
#Sweep 1 s (500 pts)

Occupied Bandwidth	Occ BW % Pwr	99.00 %
13.4282 MHz	x dB	-26.00 dB
Transmit Freq Error	101.509 kHz	
x dB Bandwidth	14.634 MHz	

Power Stat

CCDF

More

1 of 2

Copyright 2000-2009 Agilent Technologies

11.14 LTE Occupied Bandwidth_Part22-24-27(NTNV)(Subtest:14, Channel:20825, Bandwidth:15, Modulation:Q16, RB Number: 75, RB Position:LOW)

Center Frequency (MHz)	OBW Power (%)	XdB Down (dB)	RBW (MHz)	Detector	OBW (MHz)	XdB Bandwidth (MHz)	Upper Limit (MHz)	Verdict
2507.5	99	26	0.3	Peak	13.439	14.554	15	Pass

Agilent

Measure

FreqRefUnlock
Ch Freq 2.5075 GHz
Trig Free

Occupied Bandwidth
Averages: 2

Ref 30 dBm
#Atten 30 dB

#Peak
Ext Ref

Log
10

dB/
Offst

13.7
dB

Center 2.507 50 GHz
Span 30 MHz

#Res BW 300 kHz
#VBW 1 MHz
#Sweep 1 s (500 pts)

Occupied Bandwidth	Occ BW % Pwr 99.00 %
13.4392 MHz	x dB -26.00 dB
Transmit Freq Error	101.418 kHz
x dB Bandwidth	14.554 MHz

Power Stat

More

CCDF

1 of 2

Copyright 2000-2009 Agilent Technologies

11.15 LTE Occupied Bandwidth_Part22-24-27(NTNV)(Subtest:15, Channel:21100, Bandwidth:15, Modulation:QPSK, RB Number: 75, RB Position:LOW)

Center Frequency (MHz)	OBW Power (%)	XdB Down (dB)	RBW (MHz)	Detector	OBW (MHz)	XdB Bandwidth (MHz)	Upper Limit (MHz)	Verdict
2535	99	26	0.3	Peak	13.412	14.603	15	Pass

Agilent

Measure

FreqRefUnlock
Ch Freq 2.535 GHz
Trig Free

Occupied Bandwidth
Averages: 2

Ref 30 dBm
#Atten 30 dB

#Peak
Log

10
dB/

Offst
13.8

dB
Ext Ref

Center 2.535 00 GHz
Span 30 MHz

#Res BW 300 kHz
#VBW 1 MHz
#Sweep 1 s (500 pts)

Occupied Bandwidth	Occ BW % Pwr	99.00 %
13.4118 MHz	x dB	-26.00 dB
Transmit Freq Error	80.061 kHz	
x dB Bandwidth	14.603 MHz	

Power Stat

More

CCDF

1 of 2

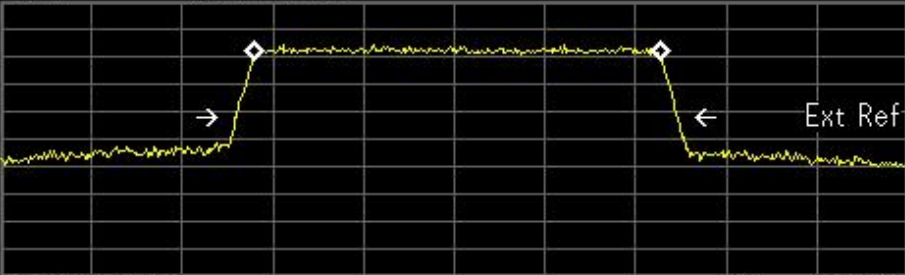
Copyright 2000-2009 Agilent Technologies

11.16 LTE Occupied Bandwidth_Part22-24-27(NTNV)(Subtest:16, Channel:21100, Bandwidth:15, Modulation:Q16, RB Number: 75, RB Position:LOW)

Center Frequency (MHz)	OBW Power (%)	XdB Down (dB)	RBW (MHz)	Detector	OBW (MHz)	XdB Bandwidth (MHz)	Upper Limit (MHz)	Verdict
2535	99	26	0.3	Peak	13.447	14.548	15	Pass

Agilent
Measure

FreqRefUnlock
Ch Freq 2.535 GHz **Trig** Free
 Occupied Bandwidth Averages: 2

Ref 30 dBm #Atten 30 dB
 #Peak
 Log
 10
 dB/
 Offst
 13.8
 dB


Center 2.535 00 GHz Span 30 MHz
 #Res BW 300 kHz #VBW 1 MHz #Sweep 1 s (500 pts)

Occupied Bandwidth	Occ BW % Pwr	99.00 %
13.4473 MHz	x dB	-26.00 dB
Transmit Freq Error	82.991 kHz	
x dB Bandwidth	14.548 MHz	

Copyright 2000-2009 Agilent Technologies

Meas Off

Channel Power

Occupied BW

ACP

Multi Carrier Power

Power Stat CCDF

More
1 of 2

11.17 LTE Occupied Bandwidth_Part22-24-27(NTNV)(Subtest:17, Channel:21375, Bandwidth:15, Modulation:QPSK, RB Number: 75, RB Position:LOW)

Center Frequency (MHz)	OBW Power (%)	XdB Down (dB)	RBW (MHz)	Detector	OBW (MHz)	XdB Bandwidth (MHz)	Upper Limit (MHz)	Verdict
2562.5	99	26	0.3	Peak	13.425	14.583	15	Pass

Agilent
Measure

FreqRefUnlock

Ch Freq 2.5625 GHz
Trig Free

Occupied Bandwidth
Averages: 2

Ref 30 dBm #Atten 30 dB

#Peak Log 10 dB/ Offst 13.7 dB

Ext Ref

Center 2.562 50 GHz
Span 30 MHz

#Res BW 300 kHz
#VBW 1 MHz
#Sweep 1 s (500 pts)

Occupied Bandwidth	Occ BW % Pwr	99.00 %
13.4249 MHz	x dB	-26.00 dB
Transmit Freq Error	91.397 kHz	
x dB Bandwidth	14.583 MHz	

Copyright 2000-2009 Agilent Technologies

Meas Off

Channel Power

Occupied BW

ACP

Multi Carrier Power

Power Stat CCDF

More
1 of 2

11.18 LTE Occupied Bandwidth_Part22-24-27(NTNV)(Subtest:18, Channel:21375, Bandwidth:15, Modulation:Q16, RB Number: 75, RB Position:LOW)

Center Frequency (MHz)	OBW Power (%)	XdB Down (dB)	RBW (MHz)	Detector	OBW (MHz)	XdB Bandwidth (MHz)	Upper Limit (MHz)	Verdict
2562.5	99	26	0.3	Peak	13.45	14.606	15	Pass

Agilent
Measure

FreqRefUnlock

Ch Freq 2.5625 GHz
Trig Free

Occupied Bandwidth
Averages: 2

Ref 30 dBm #Atten 30 dB

#Peak

Log

10

dB/

Offst

13.7

dB

Center 2.562 50 GHz Span 30 MHz

#Res BW 300 kHz #VBW 1 MHz #Sweep 1 s (500 pts)

Occupied Bandwidth	Occ BW % Pwr	99.00 %
13.4498 MHz	x dB	-26.00 dB
Transmit Freq Error	94.050 kHz	
x dB Bandwidth	14.606 MHz	

Copyright 2000-2009 Agilent Technologies

Meas Off

Channel Power

Occupied BW

ACP

Multi Carrier Power

Power Stat CCDF

More
1 of 2

11.19 LTE Occupied Bandwidth_Part22-24-27(NTNV)(Subtest:19, Channel:20850, Bandwidth:20, Modulation:QPSK, RB Number: 100, RB Position:LOW)

Center Frequency (MHz)	OBW Power (%)	XdB Down (dB)	RBW (MHz)	Detector	OBW (MHz)	XdB Bandwidth (MHz)	Upper Limit (MHz)	Verdict
2510	99	26	0.39	Peak	17.895	19.281	20	Pass

Agilent

Measure

FreqRefUnlock
Ch Freq 2.51 GHz
Trig Free

Occupied Bandwidth
Averages: 2

Ref 30 dBm
#Atten 30 dB

#Peak
Log

Center 2.510 00 GHz
Span 40 MHz

#Res BW 390 kHz
#VBW 1.2 MHz
#Sweep 1 s (512 pts)

Occupied Bandwidth

17.8954 MHz

Occ BW % Pwr 99.00 %

x dB -26.00 dB

Transmit Freq Error 114.739 kHz

x dB Bandwidth 19.281 MHz

Power Stat CCDF

More 1 of 2

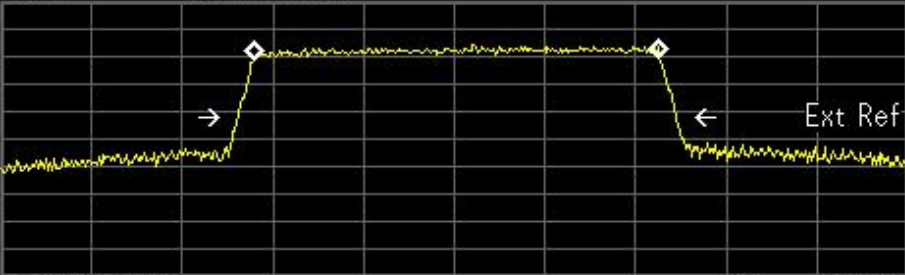
Copyright 2000-2009 Agilent Technologies

11.20 LTE Occupied Bandwidth_Part22-24-27(NTNV)(Subtest:20, Channel:20850, Bandwidth:20, Modulation:Q16, RB Number: 100, RB Position:LOW)

Center Frequency (MHz)	OBW Power (%)	XdB Down (dB)	RBW (MHz)	Detector	OBW (MHz)	XdB Bandwidth (MHz)	Upper Limit (MHz)	Verdict
2510	99	26	0.39	Peak	17.871	19.259	20	Pass

Agilent
Measure

FreqRefUnlock
Ch Freq 2.51 GHz **Trig** Free
 Occupied Bandwidth Averages: 2

Ref 30 dBm #Atten 30 dB
 #Peak
 Log
 10
 dB/
 Offst
 13.7
 dB


Center 2.510 00 GHz
Span 40 MHz

#Res BW 390 kHz
#VBW 1.2 MHz
#Sweep 1 s (512 pts)

Occupied Bandwidth	Occ BW % Pwr	99.00 %
17.8714 MHz	x dB	-26.00 dB
Transmit Freq Error	104.286 kHz	
x dB Bandwidth	19.259 MHz	

Copyright 2000-2009 Agilent Technologies

Meas Off

Channel Power

Occupied BW

ACP

Multi Carrier Power

Power Stat CCDF

More
1 of 2

11.21 LTE Occupied Bandwidth_Part22-24-27(NTNV)(Subtest:21, Channel:21100, Bandwidth:20, Modulation:QPSK, RB Number: 100, RB Position:LOW)

Center Frequency (MHz)	OBW Power (%)	XdB Down (dB)	RBW (MHz)	Detector	OBW (MHz)	XdB Bandwidth (MHz)	Upper Limit (MHz)	Verdict
2535	99	26	0.39	Peak	17.902	19.318	20	Pass

Agilent

Measure

FreqRefUnlock
Ch Freq 2.535 GHz
Trig Free

Occupied Bandwidth
Averages: 2

Ref 30 dBm
#Atten 30 dB

#Peak
Ext Ref

Log

10

dB/

Offst

13.8

dB

Center 2.535 00 GHz
Span 40 MHz

#Res BW 390 kHz
#VBW 1.2 MHz
#Sweep 1 s (512 pts)

Occupied Bandwidth

17.9020 MHz

Occ BW % Pwr 99.00 %

x dB -26.00 dB

Transmit Freq Error 104.460 kHz

x dB Bandwidth 19.318 MHz

Power Stat CCDF

More 1 of 2

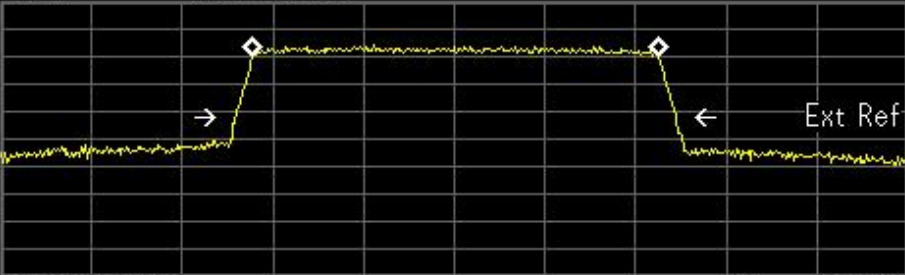
Copyright 2000-2009 Agilent Technologies

11.22 LTE Occupied Bandwidth_Part22-24-27(NTNV)(Subtest:22, Channel:21100, Bandwidth:20, Modulation:Q16, RB Number: 100, RB Position:LOW)

Center Frequency (MHz)	OBW Power (%)	XdB Down (dB)	RBW (MHz)	Detector	OBW (MHz)	XdB Bandwidth (MHz)	Upper Limit (MHz)	Verdict
2535	99	26	0.39	Peak	17.901	19.398	20	Pass

Agilent
Measure

FreqRefUnlock
Ch Freq 2.535 GHz **Trig** Free
 Occupied Bandwidth Averages: 2

Ref 30 dBm #Atten 30 dB
 #Peak
 Log
 10
 dB/
 Offst
 13.8
 dB


Center 2.535 00 GHz
Span 40 MHz

#Res BW 390 kHz
#VBW 1.2 MHz
#Sweep 1 s (512 pts)

Occupied Bandwidth	Occ BW % Pwr	99.00 %
17.9011 MHz	x dB	-26.00 dB
Transmit Freq Error	69.074 kHz	
x dB Bandwidth	19.398 MHz	

Copyright 2000-2009 Agilent Technologies

Meas Off

Channel Power

Occupied BW

ACP

Multi Carrier Power

Power Stat CCDF

More
1 of 2

11.23 LTE Occupied Bandwidth_Part22-24-27(NTNV)(Subtest:23, Channel:21350, Bandwidth:20, Modulation:QPSK, RB Number: 100, RB Position:LOW)

Center Frequency (MHz)	OBW Power (%)	XdB Down (dB)	RBW (MHz)	Detector	OBW (MHz)	XdB Bandwidth (MHz)	Upper Limit (MHz)	Verdict
2560	99	26	0.39	Peak	17.913	19.383	20	Pass

Agilent

Measure

FreqRefUnlock

Ch Freq 2.56 GHz
Trig Free

Occupied Bandwidth
Averages: 2

Ref 30 dBm
#Atten 30 dB

#Peak
Ext Ref

Log
Span 40 MHz

10
#Res BW 390 kHz

dB/
#VBW 1.2 MHz

Offst
#Sweep 1 s (512 pts)

13.7

dB

Center 2.560 00 GHz
Span 40 MHz

Occupied Bandwidth
17.9132 MHz

Occ BW % Pwr 99.00 %
x dB -26.00 dB

Transmit Freq Error 103.144 kHz
x dB Bandwidth 19.383 MHz

Power Stat CCDF

More
 1 of 2

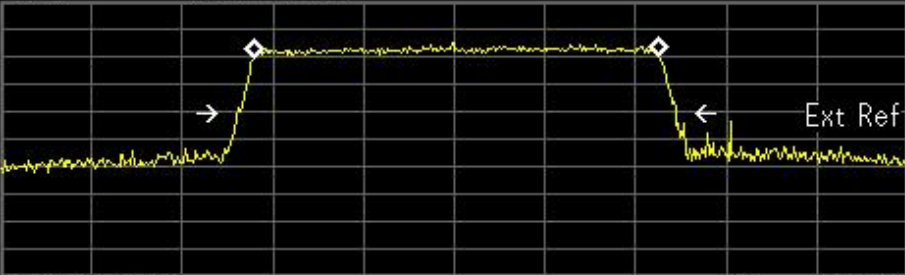
Copyright 2000-2009 Agilent Technologies

11.24 LTE Occupied Bandwidth_Part22-24-27(NTNV)(Subtest:24, Channel:21350, Bandwidth:20, Modulation:Q16, RB Number: 100, RB Position:LOW)

Center Frequency (MHz)	OBW Power (%)	XdB Down (dB)	RBW (MHz)	Detector	OBW (MHz)	XdB Bandwidth (MHz)	Upper Limit (MHz)	Verdict
2560	99	26	0.39	Peak	17.883	19.343	20	Pass

Agilent
Measure

FreqRefUnlock
Ch Freq 2.56 GHz **Trig** Free
 Occupied Bandwidth Averages: 2

Ref 30 dBm #Atten 30 dB
 #Peak
 Log
 10
 dB/
 Offst
 13.7
 dB


Center 2.560 00 GHz
Span 40 MHz

#Res BW 390 kHz
#VBW 1.2 MHz
#Sweep 1 s (512 pts)

Occupied Bandwidth	Occ BW % Pwr	99.00 %
17.8834 MHz	x dB	-26.00 dB
Transmit Freq Error	126.192 kHz	
x dB Bandwidth	19.343 MHz	

Copyright 2000-2009 Agilent Technologies

Meas Off

Channel Power

Occupied BW

ACP

Multi Carrier Power

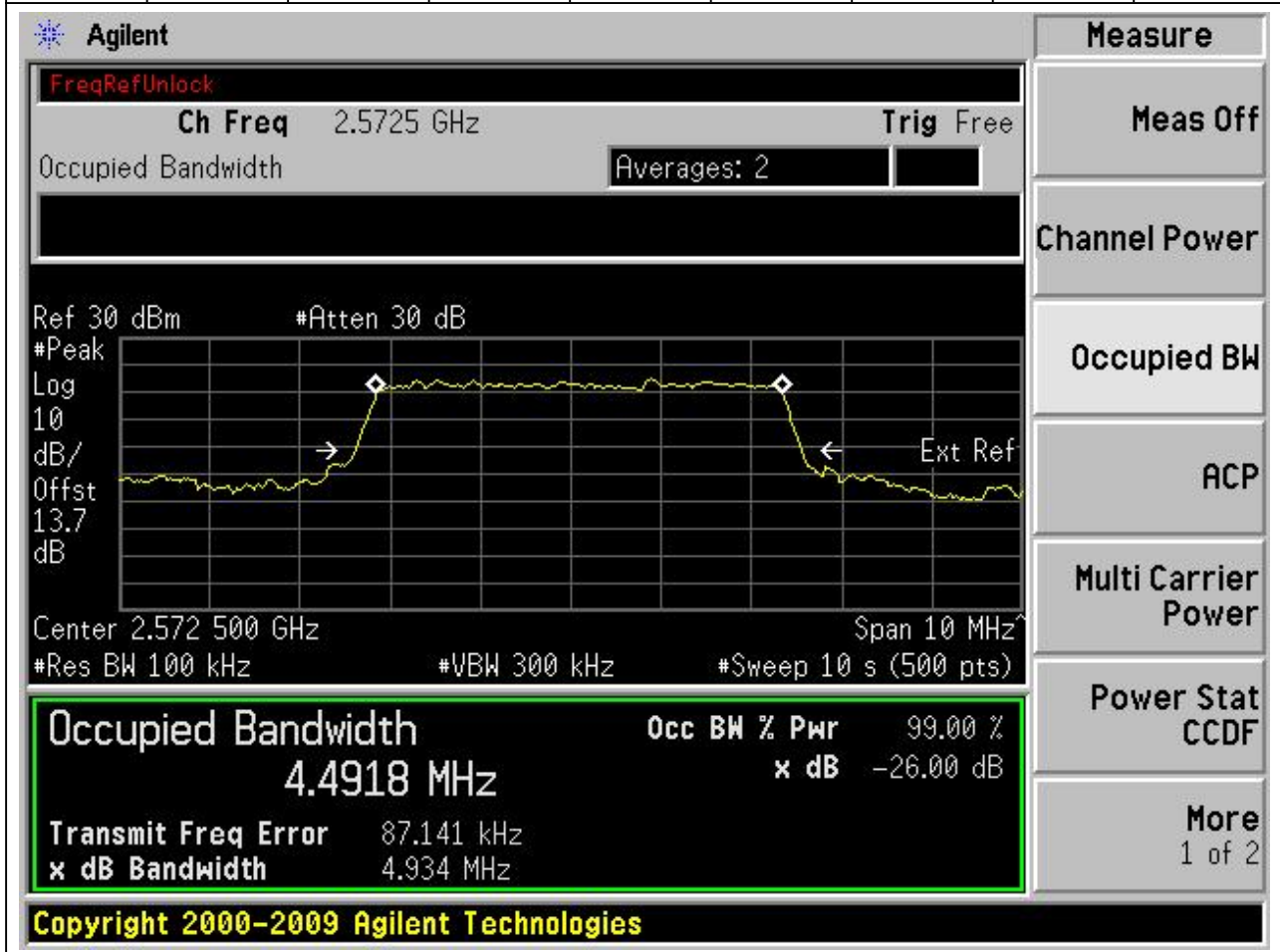
Power Stat CCDF

More
1 of 2

12. LTE_Band38

12.1 LTE Occupied Bandwidth_Part22-24-27(NTNV)(Subtest:1, Channel:37775, Bandwidth:5, Modulation:QPSK, RB Number: 25, RB Position:LOW)

Center Frequency (MHz)	OBW Power (%)	XdB Down (dB)	RBW (MHz)	Detector	OBW (MHz)	XdB Bandwidth (MHz)	Upper Limit (MHz)	Verdict
2572.5	99	26	0.1	Peak	4.492	4.934	5	Pass



12.2 LTE Occupied Bandwidth_Part22-24-27(NTNV)(Subtest:2, Channel:37775, Bandwidth:5, Modulation:Q16, RB Number: 25, RB Position:LOW)

Center Frequency (MHz)	OBW Power (%)	XdB Down (dB)	RBW (MHz)	Detector	OBW (MHz)	XdB Bandwidth (MHz)	Upper Limit (MHz)	Verdict
2572.5	99	26	0.1	Peak	4.51	5.095	5	Pass

Agilent
Measure

FreqRefUnlock

Ch Freq 2.5725 GHz
Trig Free

Occupied Bandwidth
Averages: 2

Ref 30 dBm #Atten 30 dB

#Peak Log 10 dB/Offst 13.7 dB

Center 2.572 500 GHz Span 10 MHz

#Res BW 100 kHz #VBW 300 kHz #Sweep 10 s (500 pts)

Occupied Bandwidth Occ BW % Pwr 99.00 %

4.5096 MHz x dB -26.00 dB

Transmit Freq Error 86.471 kHz

x dB Bandwidth 5.095 MHz

Copyright 2000-2009 Agilent Technologies

Meas Off

Channel Power

Occupied BW

ACP

Multi Carrier Power

Power Stat CCDF

More 1 of 2

12.3 LTE Occupied Bandwidth_Part22-24-27(NTNV)(Subtest:3, Channel:38000, Bandwidth:5, Modulation:QPSK, RB Number: 25, RB Position:LOW)

Center Frequency (MHz)	OBW Power (%)	XdB Down (dB)	RBW (MHz)	Detector	OBW (MHz)	XdB Bandwidth (MHz)	Upper Limit (MHz)	Verdict
2595	99	26	0.1	Peak	4.506	4.916	5	Pass

The screenshot displays the Agilent spectrum analyzer interface. At the top, it shows 'Agilent' and 'Measure' options. The main display area shows a spectrum plot with a yellow trace. The plot parameters are: Center 2.595 000 GHz, Span 10 MHz, #Res BW 100 kHz, #VBW 300 kHz, #Sweep 10 s (500 pts). The plot shows a signal with a peak at approximately 2.595 GHz. The 'Occupied Bandwidth' is highlighted in a green box, showing a value of 4.5057 MHz. The 'Occ BW % Pwr' is 99.00 % and the 'x dB' is -26.00 dB. Other parameters shown include 'Transmit Freq Error' of 87.358 kHz and 'x dB Bandwidth' of 4.916 MHz. The 'Verdict' is 'Pass'.

Occupied Bandwidth	Occ BW % Pwr	x dB
4.5057 MHz	99.00 %	-26.00 dB

Copyright 2000-2009 Agilent Technologies

12.4 LTE Occupied Bandwidth_Part22-24-27(NTNV)(Subtest:4, Channel:38000, Bandwidth:5, Modulation:Q16, RB Number: 25, RB Position:LOW)

Center Frequency (MHz)	OBW Power (%)	XdB Down (dB)	RBW (MHz)	Detector	OBW (MHz)	XdB Bandwidth (MHz)	Upper Limit (MHz)	Verdict
2595	99	26	0.1	Peak	4.49	4.982	5	Pass

Agilent
Measure

FreqRefUnlock

Ch Freq 2.595 GHz
Trig Free

Occupied Bandwidth
Averages: 2

Ref 30 dBm #Atten 30 dB

#Peak Log 10 dB/Offst 13.9 dB

Center 2.595 000 GHz Span 10 MHz

#Res BW 100 kHz #VBW 300 kHz #Sweep 10 s (500 pts)

Occupied Bandwidth	Occ BW % Pwr	99.00 %
4.4897 MHz	x dB	-26.00 dB
Transmit Freq Error	87.897 kHz	
x dB Bandwidth	4.982 MHz	

Copyright 2000-2009 Agilent Technologies

Meas Off

Channel Power

Occupied BW

ACP

Multi Carrier Power

Power Stat CCDF

More 1 of 2

12.5 LTE Occupied Bandwidth_Part22-24-27(NTNV)(Subtest:5, Channel:38225, Bandwidth:5, Modulation:QPSK, RB Number: 25, RB Position:LOW)

Center Frequency (MHz)	OBW Power (%)	XdB Down (dB)	RBW (MHz)	Detector	OBW (MHz)	XdB Bandwidth (MHz)	Upper Limit (MHz)	Verdict
2617.5	99	26	0.1	Peak	4.497	5.102	5	Pass

Agilent
Measure

FreqRefUnlock

Ch Freq 2.6175 GHz
Trig Free

Occupied Bandwidth
Averages: 2

Ref 30 dBm #Atten 30 dB

#Peak Log 10 dB/Offst 13.9 dB

Center 2.617 500 GHz Span 10 MHz

#Res BW 100 kHz #VBW 300 kHz #Sweep 10 s (500 pts)

Occupied Bandwidth	Occ BW % Pwr 99.00 %
4.4966 MHz	x dB -26.00 dB
Transmit Freq Error 91.956 kHz	
x dB Bandwidth 5.102 MHz	

Power Stat CCDF

More

1 of 2

Copyright 2000-2009 Agilent Technologies

12.6 LTE Occupied Bandwidth_Part22-24-27(NTNV)(Subtest:6, Channel:38225, Bandwidth:5, Modulation:Q16, RB Number: 25, RB Position:LOW)

Center Frequency (MHz)	OBW Power (%)	XdB Down (dB)	RBW (MHz)	Detector	OBW (MHz)	XdB Bandwidth (MHz)	Upper Limit (MHz)	Verdict
2617.5	99	26	0.1	Peak	4.502	4.935	5	Pass

Agilent
Measure

FreqRefUnlock

Ch Freq 2.6175 GHz
Trig Free

Occupied Bandwidth
Averages: 2

Ref 30 dBm #Atten 30 dB

#Peak Log 10 dB/Offst 13.9 dB

Center 2.617 500 GHz Span 10 MHz

#Res BW 100 kHz #VBW 300 kHz #Sweep 10 s (500 pts)

Occupied Bandwidth	Occ BW % Pwr	99.00 %
4.5016 MHz	x dB	-26.00 dB
Transmit Freq Error	86.359 kHz	
x dB Bandwidth	4.935 MHz	

Copyright 2000-2009 Agilent Technologies

Meas Off

Channel Power

Occupied BW

ACP

Multi Carrier Power

Power Stat CCDF

More
1 of 2

12.7 LTE Occupied Bandwidth_Part22-24-27(NTNV)(Subtest:7, Channel:37800, Bandwidth:10, Modulation:QPSK, RB Number: 50, RB Position:LOW)

Center Frequency (MHz)	OBW Power (%)	XdB Down (dB)	RBW (MHz)	Detector	OBW (MHz)	XdB Bandwidth (MHz)	Upper Limit (MHz)	Verdict
2575	99	26	0.2	Peak	8.976	9.798	10	Pass

Agilent

Measure

FreqRefUnlock
Ch Freq 2.575 GHz
Trig Free

Occupied Bandwidth
Averages: 2

Ref 30 dBm
#Atten 30 dB

#Peak Log 10 dB/Offst 13.7 dB

Center 2.575 00 GHz
Span 20 MHz

#Res BW 200 kHz
#VBW 620 kHz
#Sweep 10 s (500 pts)

Occupied Bandwidth	8.9764 MHz	Occ BW % Pwr	99.00 %
		x dB	-26.00 dB
Transmit Freq Error	103.934 kHz		
x dB Bandwidth	9.798 MHz		

Power Stat CCDF
More 1 of 2

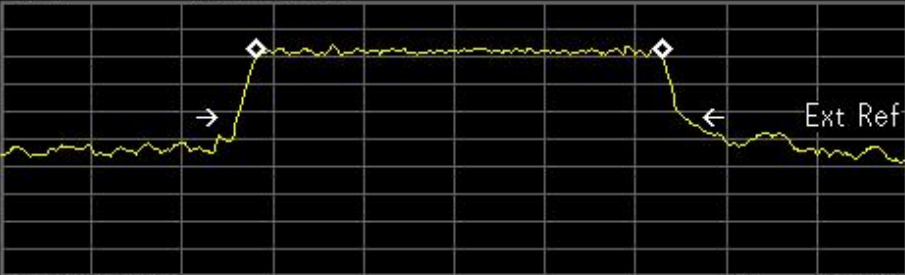
Copyright 2000-2009 Agilent Technologies

12.8 LTE Occupied Bandwidth_Part22-24-27(NTNV)(Subtest:8, Channel:37800, Bandwidth:10, Modulation:Q16, RB Number: 50, RB Position:LOW)

Center Frequency (MHz)	OBW Power (%)	XdB Down (dB)	RBW (MHz)	Detector	OBW (MHz)	XdB Bandwidth (MHz)	Upper Limit (MHz)	Verdict
2575	99	26	0.2	Peak	8.984	9.839	10	Pass

Agilent
Measure

FreqRefUnlock
Ch Freq 2.575 GHz **Trig** Free
 Occupied Bandwidth Averages: 2

Ref 30 dBm #Atten 30 dB
 #Peak
 Log
 10
 dB/
 Offst
 13.7
 dB


Center 2.575 00 GHz Span 20 MHz
 #Res BW 200 kHz #VBW 620 kHz #Sweep 10 s (500 pts)

Occupied Bandwidth	Occ BW % Pwr	99.00 %
8.9841 MHz	x dB	-26.00 dB
Transmit Freq Error	92.518 kHz	
x dB Bandwidth	9.839 MHz	

Copyright 2000-2009 Agilent Technologies

Meas Off
 Channel Power
 Occupied BW
 ACP
 Multi Carrier Power
 Power Stat
 CCDF
 More
 1 of 2

12.9 LTE Occupied Bandwidth_Part22-24-27(NTNV)(Subtest:9, Channel:38000, Bandwidth:10, Modulation:QPSK, RB Number: 50, RB Position:LOW)

Center Frequency (MHz)	OBW Power (%)	XdB Down (dB)	RBW (MHz)	Detector	OBW (MHz)	XdB Bandwidth (MHz)	Upper Limit (MHz)	Verdict
2595	99	26	0.2	Peak	8.96	9.824	10	Pass

Agilent

Measure

FreqRefUnlock
Ch Freq 2.595 GHz
Trig Free

Occupied Bandwidth
Averages: 2

Ref 30 dBm
#Atten 30 dB

#Peak Log 10 dB/Offst 13.9 dB

Center 2.595 00 GHz
Span 20 MHz

#Res BW 200 kHz
#VBW 620 kHz
#Sweep 10 s (500 pts)

Occupied Bandwidth	8.9601 MHz	Occ BW % Pwr	99.00 %
		x dB	-26.00 dB
Transmit Freq Error	90.902 kHz		
x dB Bandwidth	9.824 MHz		

Copyright 2000-2009 Agilent Technologies

Meas Off

Channel Power

Occupied BW

ACP

Multi Carrier Power

Power Stat CCDF

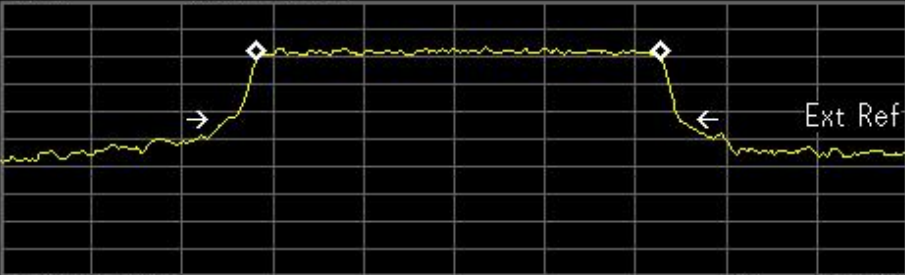
More
1 of 2

12.10 LTE Occupied Bandwidth_Part22-24-27(NTNV)(Subtest:10, Channel:38000, Bandwidth:10, Modulation:Q16, RB Number: 50, RB Position:LOW)

Center Frequency (MHz)	OBW Power (%)	XdB Down (dB)	RBW (MHz)	Detector	OBW (MHz)	XdB Bandwidth (MHz)	Upper Limit (MHz)	Verdict
2595	99	26	0.2	Peak	8.941	9.858	10	Pass

Agilent
Measure

FreqRefUnlock
Ch Freq 2.595 GHz **Trig** Free
 Occupied Bandwidth Averages: 2

Ref 30 dBm #Atten 30 dB
 #Peak
 Log
 10
 dB/
 Offst
 13.9
 dB

Ext Ref

Center 2.595 00 GHz Span 20 MHz
 #Res BW 200 kHz #VBW 620 kHz #Sweep 10 s (500 pts)

Occupied Bandwidth	Occ BW % Pwr	99.00 %
8.9414 MHz	x dB	-26.00 dB
Transmit Freq Error	88.573 kHz	
x dB Bandwidth	9.858 MHz	

Copyright 2000-2009 Agilent Technologies

Meas Off

Channel Power

Occupied BW

ACP

Multi Carrier Power

Power Stat CCDF

More
 1 of 2

12.11 LTE Occupied Bandwidth_Part22-24-27(NTNV)(Subtest:11, Channel:38200, Bandwidth:10, Modulation:QPSK, RB Number: 50, RB Position:LOW)

Center Frequency (MHz)	OBW Power (%)	XdB Down (dB)	RBW (MHz)	Detector	OBW (MHz)	XdB Bandwidth (MHz)	Upper Limit (MHz)	Verdict
2615	99	26	0.2	Peak	8.977	9.845	10	Pass

The screenshot displays the Agilent spectrum analyzer interface. At the top, it shows 'Agilent' and 'Measure' options. The main display area shows a spectrum plot with a yellow trace. The plot is titled 'Occupied Bandwidth' and shows a signal centered at 2.615 GHz. The plot parameters include: Ref 30 dBm, #Atten 30 dB, #Peak Log, 10 dB/Offst, 13.9 dB, Center 2.615 00 GHz, Span 20 MHz, #Res BW 200 kHz, #VBW 620 kHz, #Sweep 10 s (500 pts). The plot shows a signal with a peak at 2.615 GHz and a bandwidth of 8.9773 MHz. The XdB Down is -26.00 dB. The XdB Bandwidth is 9.845 MHz. The Transmit Freq Error is 79.368 kHz. The Occupied Bandwidth is 8.9773 MHz. The Occ BW % Pwr is 99.00%. The X dB Bandwidth is 9.845 MHz. The Power Stat CCDF is shown as 1 of 2. The copyright notice at the bottom reads 'Copyright 2000-2009 Agilent Technologies'.

Occupied Bandwidth	Occ BW % Pwr	99.00 %
8.9773 MHz	x dB	-26.00 dB
Transmit Freq Error	79.368 kHz	
x dB Bandwidth	9.845 MHz	

12.12 LTE Occupied Bandwidth_Part22-24-27(NTNV)(Subtest:12, Channel:38200, Bandwidth:10, Modulation:Q16, RB Number: 50, RB Position:LOW)

Center Frequency (MHz)	OBW Power (%)	XdB Down (dB)	RBW (MHz)	Detector	OBW (MHz)	XdB Bandwidth (MHz)	Upper Limit (MHz)	Verdict
2615	99	26	0.2	Peak	8.979	10.316	10	Pass

Agilent
Measure

FreqRefUnlock

Ch Freq 2.615 GHz
Trig Free

Occupied Bandwidth
Averages: 2

Ref 30 dBm #Atten 30 dB

#Peak

Log

10

dB/

Offst

13.9

dB

Center 2.615 00 GHz Span 20 MHz

#Res BW 200 kHz #VBW 620 kHz #Sweep 10 s (500 pts)

Occupied Bandwidth	Occ BW % Pwr	99.00 %
8.9786 MHz	x dB	-26.00 dB
Transmit Freq Error	85.584 kHz	
x dB Bandwidth	10.316 MHz	

Copyright 2000-2009 Agilent Technologies

Meas Off

Channel Power

Occupied BW

ACP

Multi Carrier Power

Power Stat CCDF

More
1 of 2

12.13 LTE Occupied Bandwidth_Part22-24-27(NTNV)(Subtest:13, Channel:37825, Bandwidth:15, Modulation:QPSK, RB Number: 75, RB Position:LOW)

Center Frequency (MHz)	OBW Power (%)	XdB Down (dB)	RBW (MHz)	Detector	OBW (MHz)	XdB Bandwidth (MHz)	Upper Limit (MHz)	Verdict
2577.5	99	26	0.3	Peak	13.486	14.887	15	Pass

Agilent
Measure

FreqRefUnlock

Ch Freq 2.5775 GHz
Trig Free

Occupied Bandwidth
Averages: 2

Ref 30 dBm #Atten 30 dB

#Peak Log 10 dB/Offst 13.7 dB

Center 2.577 50 GHz Span 30 MHz

#Res BW 300 kHz #VBW 1 MHz #Sweep 10 s (500 pts)

Occupied Bandwidth	Occ BW % Pwr 99.00 %
13.4861 MHz	x dB -26.00 dB
Transmit Freq Error	93.956 kHz
x dB Bandwidth	14.887 MHz

Copyright 2000-2009 Agilent Technologies

Meas Off

Channel Power

Occupied BW

ACP

Multi Carrier Power

Power Stat CCDF

More
1 of 2

12.14 LTE Occupied Bandwidth_Part22-24-27(NTNV)(Subtest:14, Channel:37825, Bandwidth:15, Modulation:Q16, RB Number: 75, RB Position:LOW)

Center Frequency (MHz)	OBW Power (%)	XdB Down (dB)	RBW (MHz)	Detector	OBW (MHz)	XdB Bandwidth (MHz)	Upper Limit (MHz)	Verdict
2577.5	99	26	0.3	Peak	13.459	15.014	15	Pass

Agilent

Measure

FreqRefUnlock
Ch Freq 2.5775 GHz
Trig Free

Occupied Bandwidth
Averages: 2

Ref 30 dBm
#Atten 30 dB

#Peak
 Log
 10
 dB/
 Offst
 13.7
 dB

Center 2.577 50 GHz
Span 30 MHz

#Res BW 300 kHz
#VBW 1 MHz
#Sweep 10 s (500 pts)

Occupied Bandwidth	Occ BW % Pwr	99.00 %
13.4592 MHz	x dB	-26.00 dB
Transmit Freq Error	90.959 kHz	
x dB Bandwidth	15.014 MHz	

Power Stat
CCDF

More
1 of 2

Copyright 2000-2009 Agilent Technologies

12.15 LTE Occupied Bandwidth_Part22-24-27(NTNV)(Subtest:15, Channel:38000, Bandwidth:15, Modulation:QPSK, RB Number: 75, RB Position:LOW)

Center Frequency (MHz)	OBW Power (%)	XdB Down (dB)	RBW (MHz)	Detector	OBW (MHz)	XdB Bandwidth (MHz)	Upper Limit (MHz)	Verdict
2595	99	26	0.3	Peak	13.434	14.787	15	Pass

Agilent

Measure

FreqRefUnlock
Ch Freq 2.595 GHz
Trig Free

Occupied Bandwidth
Averages: 2

Ref 30 dBm
#Atten 30 dB

#Peak
Log

Center 2.595 00 GHz
Span 30 MHz

#Res BW 300 kHz
#VBW 1 MHz
#Sweep 10 s (500 pts)

Occupied Bandwidth	Occ BW % Pwr 99.00 %
13.4337 MHz	x dB -26.00 dB
Transmit Freq Error	106.209 kHz
x dB Bandwidth	14.787 MHz

Meas Off

Channel Power

Occupied BW

ACP

Multi Carrier Power

Power Stat CCDF

More
1 of 2

Copyright 2000-2009 Agilent Technologies

12.16 LTE Occupied Bandwidth_Part22-24-27(NTNV)(Subtest:16, Channel:38000, Bandwidth:15, Modulation:Q16, RB Number: 75, RB Position:LOW)

Center Frequency (MHz)	OBW Power (%)	XdB Down (dB)	RBW (MHz)	Detector	OBW (MHz)	XdB Bandwidth (MHz)	Upper Limit (MHz)	Verdict
2595	99	26	0.3	Peak	13.513	14.861	15	Pass

Agilent
Measure

FreqRefUnlock

Ch Freq 2.595 GHz
Trig Free

Occupied Bandwidth
Averages: 2

Ref 30 dBm #Atten 30 dB

#Peak Log 10 dB/Offst 13.9 dB

Center 2.595 00 GHz Span 30 MHz

#Res BW 300 kHz #VBW 1 MHz #Sweep 10 s (500 pts)

Occupied Bandwidth	Occ BW % Pwr	99.00 %
13.5134 MHz	x dB	-26.00 dB
Transmit Freq Error	98.596 kHz	
x dB Bandwidth	14.861 MHz	

Copyright 2000-2009 Agilent Technologies

Meas Off

Channel Power

Occupied BW

ACP

Multi Carrier Power

Power Stat CCDF

More
1 of 2

12.17 LTE Occupied Bandwidth_Part22-24-27(NTNV)(Subtest:17, Channel:38175, Bandwidth:15, Modulation:QPSK, RB Number: 75, RB Position:LOW)

Center Frequency (MHz)	OBW Power (%)	XdB Down (dB)	RBW (MHz)	Detector	OBW (MHz)	XdB Bandwidth (MHz)	Upper Limit (MHz)	Verdict
2612.5	99	26	0.3	Peak	13.425	15.087	15	Pass

Agilent
Measure

FreqRefUnlock

Ch Freq 2.6125 GHz
Trig Free

Occupied Bandwidth
Averages: 2

Ref 30 dBm #Atten 30 dB

#Peak Log 10 dB/Offst 13.9 dB

Center 2.612 50 GHz Span 30 MHz

#Res BW 300 kHz #VBW 1 MHz #Sweep 10 s (500 pts)

Occupied Bandwidth	Occ BW % Pwr	99.00 %
13.4249 MHz	x dB	-26.00 dB
Transmit Freq Error	87.436 kHz	
x dB Bandwidth	15.087 MHz	

Power Stat CCDF
More 1 of 2

Copyright 2000-2009 Agilent Technologies

12.18 LTE Occupied Bandwidth_Part22-24-27(NTNV)(Subtest:18, Channel:38175, Bandwidth:15, Modulation:Q16, RB Number: 75, RB Position:LOW)

Center Frequency (MHz)	OBW Power (%)	XdB Down (dB)	RBW (MHz)	Detector	OBW (MHz)	XdB Bandwidth (MHz)	Upper Limit (MHz)	Verdict
2612.5	99	26	0.3	Peak	13.49	15.163	15	Pass

Agilent
Measure

FreqRefUnlock

Ch Freq 2.6125 GHz
Trig Free

Occupied Bandwidth
Averages: 2

Ref 30 dBm #Atten 30 dB

#Peak

Log

10

dB/

Offst

13.9

dB

Center 2.612 50 GHz Span 30 MHz

#Res BW 300 kHz #VBW 1 MHz #Sweep 10 s (500 pts)

Occupied Bandwidth	Occ BW % Pwr	99.00 %
13.4896 MHz	x dB	-26.00 dB
Transmit Freq Error	83.716 kHz	
x dB Bandwidth	15.163 MHz	

Copyright 2000-2009 Agilent Technologies

Meas Off

Channel Power

Occupied BW

ACP

Multi Carrier Power

Power Stat CCDF

More
1 of 2

12.19 LTE Occupied Bandwidth_Part22-24-27(NTNV)(Subtest:19, Channel:37850, Bandwidth:20, Modulation:QPSK, RB Number: 100, RB Position:LOW)

Center Frequency (MHz)	OBW Power (%)	XdB Down (dB)	RBW (MHz)	Detector	OBW (MHz)	XdB Bandwidth (MHz)	Upper Limit (MHz)	Verdict
2580	99	26	0.39	Peak	17.967	19.62	20	Pass

Agilent
Measure

FreqRefUnlock

Ch Freq 2.58 GHz
Trig Free

Occupied Bandwidth
Averages: 2

Ref 30 dBm #Atten 30 dB

#Peak Log 10 dB/Offst 13.7 dB

Center 2.580 00 GHz Span 40 MHz

#Res BW 390 kHz #VBW 1.2 MHz #Sweep 10 s (512 pts)

Occupied Bandwidth	Occ BW % Pwr	99.00 %
17.9666 MHz	x dB	-26.00 dB
Transmit Freq Error	70.129 kHz	
x dB Bandwidth	19.620 MHz	

Power Stat CCDF
More 1 of 2

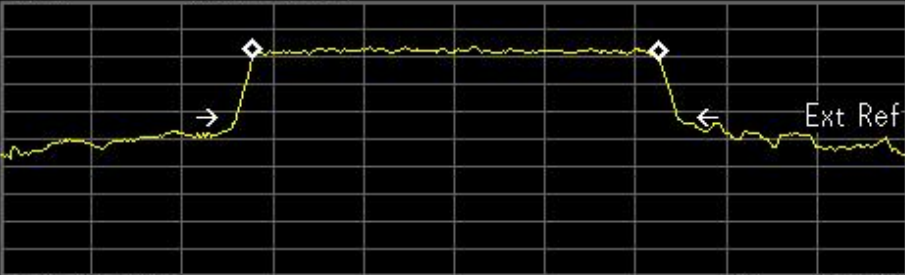
Copyright 2000-2009 Agilent Technologies

12.20 LTE Occupied Bandwidth_Part22-24-27(NTNV)(Subtest:20, Channel:37850, Bandwidth:20, Modulation:Q16, RB Number: 100, RB Position:LOW)

Center Frequency (MHz)	OBW Power (%)	XdB Down (dB)	RBW (MHz)	Detector	OBW (MHz)	XdB Bandwidth (MHz)	Upper Limit (MHz)	Verdict
2580	99	26	0.39	Peak	17.929	19.434	20	Pass

Agilent
Measure

FreqRefUnlock
Ch Freq 2.58 GHz **Trig** Free
 Occupied Bandwidth Averages: 2

Ref 30 dBm #Atten 30 dB
 #Peak
 Log
 10
 dB/
 Offst
 13.7
 dB

Ext Ref

Center 2.580 00 GHz
Span 40 MHz

#Res BW 390 kHz
#VBW 1.2 MHz
#Sweep 10 s (512 pts)

Occupied Bandwidth	Occ BW % Pwr	99.00 %
17.9291 MHz	x dB	-26.00 dB
Transmit Freq Error	81.960 kHz	
x dB Bandwidth	19.434 MHz	

Copyright 2000-2009 Agilent Technologies

Meas Off

Channel Power

Occupied BW

ACP

Multi Carrier Power

Power Stat CCDF

More
1 of 2

12.21 LTE Occupied Bandwidth_Part22-24-27(NTNV)(Subtest:21, Channel:38000, Bandwidth:20, Modulation:QPSK, RB Number: 100, RB Position:LOW)

Center Frequency (MHz)	OBW Power (%)	XdB Down (dB)	RBW (MHz)	Detector	OBW (MHz)	XdB Bandwidth (MHz)	Upper Limit (MHz)	Verdict
2595	99	26	0.39	Peak	17.897	19.533	20	Pass

Agilent

Measure

FreqRefUnlock
Ch Freq 2.595 GHz
Trig Free

Occupied Bandwidth
Averages: 2

Ref 30 dBm
#Atten 30 dB

#Peak
 Log
 10
 dB/
 Offst
 13.9
 dB

Center 2.595 00 GHz
Span 40 MHz

#Res BW 390 kHz
#VBW 1.2 MHz
#Sweep 10 s (512 pts)

Occupied Bandwidth	Occ BW % Pwr	99.00 %
17.8972 MHz	x dB	-26.00 dB
Transmit Freq Error	113.925 kHz	
x dB Bandwidth	19.533 MHz	

Power Stat CCDF
More 1 of 2

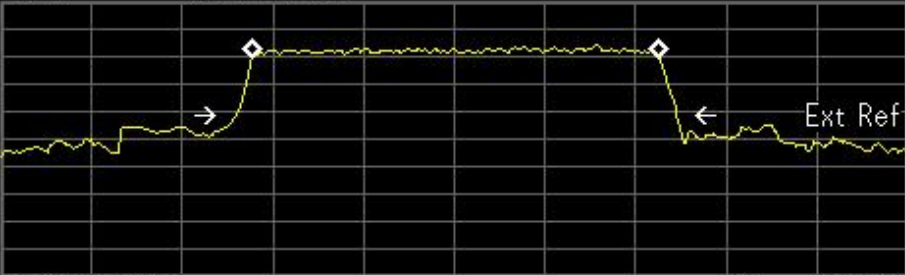
Copyright 2000-2009 Agilent Technologies

12.22 LTE Occupied Bandwidth_Part22-24-27(NTNV)(Subtest:22, Channel:38000, Bandwidth:20, Modulation:Q16, RB Number: 100, RB Position:LOW)

Center Frequency (MHz)	OBW Power (%)	XdB Down (dB)	RBW (MHz)	Detector	OBW (MHz)	XdB Bandwidth (MHz)	Upper Limit (MHz)	Verdict
2595	99	26	0.39	Peak	17.96	19.497	20	Pass

Agilent
Measure

FreqRefUnlock
Ch Freq 2.595 GHz **Trig** Free
 Occupied Bandwidth Averages: 2

Ref 30 dBm #Atten 30 dB
 #Peak
 Log
 10
 dB/
 Offst
 13.9
 dB


Center 2.595 00 GHz Span 40 MHz
 #Res BW 390 kHz #VBW 1.2 MHz #Sweep 10 s (512 pts)

Occupied Bandwidth	Occ BW % Pwr	99.00 %
17.9605 MHz	x dB	-26.00 dB
Transmit Freq Error	82.430 kHz	
x dB Bandwidth	19.497 MHz	

Copyright 2000-2009 Agilent Technologies

Meas Off

Channel Power

Occupied BW

ACP

Multi Carrier Power

Power Stat CCDF

More
1 of 2

12.23 LTE Occupied Bandwidth_Part22-24-27(NTNV)(Subtest:23, Channel:38150, Bandwidth:20, Modulation:QPSK, RB Number: 100, RB Position:LOW)

Center Frequency (MHz)	OBW Power (%)	XdB Down (dB)	RBW (MHz)	Detector	OBW (MHz)	XdB Bandwidth (MHz)	Upper Limit (MHz)	Verdict
2610	99	26	0.39	Peak	17.927	20.032	20	Pass

Agilent

Measure

FreqRefUnlock
Ch Freq 2.61 GHz
Trig Free

Occupied Bandwidth
Averages: 2

Ref 30 dBm
#Atten 30 dB

#Peak
 Log
 10
 dB/
 Offst
 13.9
 dB

Center 2.610 00 GHz
Span 40 MHz

#Res BW 390 kHz
#VBW 1.2 MHz
#Sweep 10 s (512 pts)

Occupied Bandwidth	Occ BW % Pwr	99.00 %
17.9270 MHz	x dB	-26.00 dB
Transmit Freq Error	85.651 kHz	
x dB Bandwidth	20.032 MHz	

Power Stat
CCDF

More
1 of 2

Copyright 2000-2009 Agilent Technologies

12.24 LTE Occupied Bandwidth_Part22-24-27(NTNV)(Subtest:24, Channel:38150, Bandwidth:20, Modulation:Q16, RB Number: 100, RB Position:LOW)

Center Frequency (MHz)	OBW Power (%)	XdB Down (dB)	RBW (MHz)	Detector	OBW (MHz)	XdB Bandwidth (MHz)	Upper Limit (MHz)	Verdict
2610	99	26	0.39	Peak	17.881	19.466	20	Pass

Agilent
Measure

FreqRefUnlock

Ch Freq 2.61 GHz
Trig Free

Occupied Bandwidth
Averages: 2

Ref 30 dBm #Atten 30 dB

#Peak Log 10 dB/Offst 13.9 dB

Ext Ref

Center 2.610 00 GHz
Span 40 MHz

#Res BW 390 kHz
#VBW 1.2 MHz
#Sweep 10 s (512 pts)

Occupied Bandwidth	Occ BW % Pwr	99.00 %
17.8811 MHz	x dB	-26.00 dB
Transmit Freq Error	88.811 kHz	
x dB Bandwidth	19.466 MHz	

Power Stat CCDF
More 1 of 2

Copyright 2000-2009 Agilent Technologies

13. LTE_Band41 120M

13.1 LTE Occupied Bandwidth_Part22-24-27(NTNV)(Subtest:1, Channel:40065, Bandwidth:5, Modulation:QPSK, RB Number: 25, RB Position:LOW)

Center Frequency (MHz)	OBW Power (%)	XdB Down (dB)	RBW (MHz)	Detector	OBW (MHz)	XdB Bandwidth (MHz)	Upper Limit (MHz)	Verdict
2537.5	99	26	0.1	Peak	4.491	4.928	5	Pass

The screenshot displays the Agilent spectrum analyzer interface. The main display shows a spectrum plot with a yellow trace. The center frequency is 2.5375 GHz and the span is 10 MHz. The occupied bandwidth is measured as 4.4907 MHz. The power level is 99.00% and the XdB bandwidth is -26.00 dB. The detector is set to Peak. The interface includes various control buttons on the right side, such as Measure, Meas Off, Channel Power, Occupied BW, ACP, Multi Carrier Power, Power Stat CCDF, and More. The bottom of the screen shows the copyright information: Copyright 2000-2009 Agilent Technologies.

Occupied Bandwidth	Occ BW % Pwr	x dB
4.4907 MHz	99.00 %	-26.00 dB

Transmit Freq Error: 88.963 kHz
x dB Bandwidth: 4.928 MHz

Copyright 2000-2009 Agilent Technologies

13.2 LTE Occupied Bandwidth_Part22-24-27(NTNV)(Subtest:2, Channel:40065, Bandwidth:5, Modulation:Q16, RB Number: 25, RB Position:LOW)

Center Frequency (MHz)	OBW Power (%)	XdB Down (dB)	RBW (MHz)	Detector	OBW (MHz)	XdB Bandwidth (MHz)	Upper Limit (MHz)	Verdict
2537.5	99	26	0.1	Peak	4.507	5.035	5	Pass

Agilent

Measure

FreqRefUnlock
Ch Freq 2.5375 GHz
Trig Free

Occupied Bandwidth
Averages: 2

Ref 30 dBm
#Atten 30 dB

#Peak
Ext Ref

Center 2.537 500 GHz
Span 10 MHz

#Res BW 100 kHz
#VBW 300 kHz
#Sweep 10 s (500 pts)

Occupied Bandwidth	Occ BW % Pwr	99.00 %
4.5067 MHz	x dB	-26.00 dB
Transmit Freq Error	88.519 kHz	
x dB Bandwidth	5.035 MHz	

Meas Off

Channel Power

Occupied BW

ACP

Multi Carrier Power

Power Stat CCDF

More
1 of 2

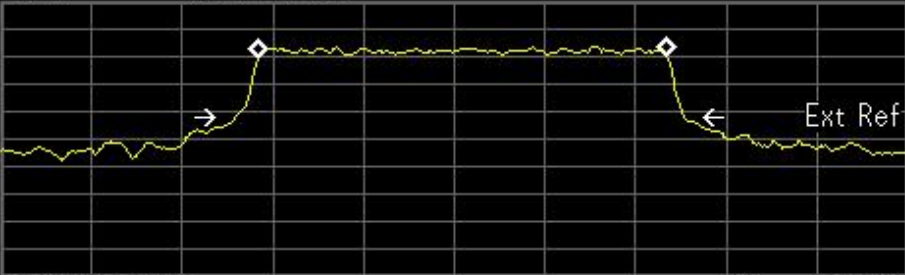
Copyright 2000-2009 Agilent Technologies

13.3 LTE Occupied Bandwidth_Part22-24-27(NTNV)(Subtest:3, Channel:40640, Bandwidth:5, Modulation:QPSK, RB Number: 25, RB Position:LOW)

Center Frequency (MHz)	OBW Power (%)	XdB Down (dB)	RBW (MHz)	Detector	OBW (MHz)	XdB Bandwidth (MHz)	Upper Limit (MHz)	Verdict
2595	99	26	0.1	Peak	4.508	4.947	5	Pass

Agilent
Measure

FreqRefUnlock
Ch Freq 2.595 GHz **Trig** Free
 Occupied Bandwidth Averages: 2

Ref 30 dBm #Atten 30 dB
 #Peak
 Log
 10
 dB/
 Offst
 13.9
 dB


Center 2.595 000 GHz Span 10 MHz
 #Res BW 100 kHz #VBW 300 kHz #Sweep 10 s (500 pts)

Occupied Bandwidth	Occ BW % Pwr	99.00 %
4.5078 MHz	x dB	-26.00 dB
Transmit Freq Error	85.747 kHz	
x dB Bandwidth	4.947 MHz	

Copyright 2000-2009 Agilent Technologies

Meas Off

Channel Power

Occupied BW

ACP

Multi Carrier Power

Power Stat CCDF

More
1 of 2

13.4 LTE Occupied Bandwidth_Part22-24-27(NTNV)(Subtest:4, Channel:40640, Bandwidth:5, Modulation:Q16, RB Number: 25, RB Position:LOW)

Center Frequency (MHz)	OBW Power (%)	XdB Down (dB)	RBW (MHz)	Detector	OBW (MHz)	XdB Bandwidth (MHz)	Upper Limit (MHz)	Verdict
2595	99	26	0.1	Peak	4.49	4.973	5	Pass

Agilent
Measure

FreqRefUnlock

Ch Freq 2.595 GHz
Trig Free

Occupied Bandwidth
Averages: 2

Ref 30 dBm #Atten 30 dB

#Peak

Log

10

dB/

Offst

13.9

dB

Center 2.595 000 GHz Span 10 MHz

#Res BW 100 kHz #VBW 300 kHz #Sweep 10 s (500 pts)

Occupied Bandwidth	Occ BW % Pwr	99.00 %
4.4902 MHz	x dB	-26.00 dB
Transmit Freq Error	87.546 kHz	
x dB Bandwidth	4.973 MHz	

Meas Off

Channel Power

Occupied BW

ACP

Multi Carrier Power

Power Stat CCDF

More
1 of 2

Copyright 2000-2009 Agilent Technologies

13.5 LTE Occupied Bandwidth_Part22-24-27(NTNV)(Subtest:5, Channel:41215, Bandwidth:5, Modulation:QPSK, RB Number: 25, RB Position:LOW)

Center Frequency (MHz)	OBW Power (%)	XdB Down (dB)	RBW (MHz)	Detector	OBW (MHz)	XdB Bandwidth (MHz)	Upper Limit (MHz)	Verdict
2652.5	99	26	0.1	Peak	4.493	5.091	5	Pass

Agilent
Measure

FreqRefUnlock

Ch Freq 2.6525 GHz
Trig Free

Occupied Bandwidth
Averages: 2

Ref 30 dBm #Atten 30 dB

Center 2.652 500 GHz Span 10 MHz
 #Res BW 100 kHz #VBW 300 kHz #Sweep 10 s (500 pts)

Occupied Bandwidth	Occ BW % Pwr	99.00 %
4.4933 MHz	x dB	-26.00 dB
Transmit Freq Error	92.627 kHz	
x dB Bandwidth	5.091 MHz	

Power Stat CCDF
More
1 of 2

Copyright 2000-2009 Agilent Technologies

13.6 LTE Occupied Bandwidth_Part22-24-27(NTNV)(Subtest:6, Channel:41215, Bandwidth:5, Modulation:Q16, RB Number: 25, RB Position:LOW)

Center Frequency (MHz)	OBW Power (%)	XdB Down (dB)	RBW (MHz)	Detector	OBW (MHz)	XdB Bandwidth (MHz)	Upper Limit (MHz)	Verdict
2652.5	99	26	0.1	Peak	4.507	4.931	5	Pass

Agilent
Measure

FreqRefUnlock

Ch Freq 2.6525 GHz
Trig Free

Occupied Bandwidth
Averages: 2

Ref 30 dBm #Atten 30 dB

#Peak Log 10 dB/Offst 14 dB

Center 2.652 500 GHz Span 10 MHz

#Res BW 100 kHz #VBW 300 kHz #Sweep 10 s (500 pts)

Occupied Bandwidth	Occ BW % Pwr	99.00 %
4.5066 MHz	x dB	-26.00 dB
Transmit Freq Error	87.567 kHz	
x dB Bandwidth	4.931 MHz	

Power Stat CCDF
More 1 of 2

Copyright 2000-2009 Agilent Technologies

13.7 LTE Occupied Bandwidth_Part22-24-27(NTNV)(Subtest:7, Channel:40090, Bandwidth:10, Modulation:QPSK, RB Number: 50, RB Position:LOW)

Center Frequency (MHz)	OBW Power (%)	XdB Down (dB)	RBW (MHz)	Detector	OBW (MHz)	XdB Bandwidth (MHz)	Upper Limit (MHz)	Verdict
2540	99	26	0.2	Peak	8.976	9.796	10	Pass

Agilent

Measure

FreqRefUnlock
Ch Freq 2.54 GHz
Trig Free

Occupied Bandwidth
Averages: 2

Ref 30 dBm
#Atten 30 dB

#Peak
Log

10
dB/

Offst
13.8

dB
Ext Ref

Center 2.540 00 GHz
Span 20 MHz

#Res BW 200 kHz
#VBW 620 kHz
#Sweep 10 s (500 pts)

Occupied Bandwidth	Occ BW % Pwr	99.00 %
8.9756 MHz	x dB	-26.00 dB
Transmit Freq Error	111.753 kHz	
x dB Bandwidth	9.796 MHz	

Power Stat
CCDF

More
1 of 2

Copyright 2000-2009 Agilent Technologies

13.8 LTE Occupied Bandwidth_Part22-24-27(NTNV)(Subtest:8, Channel:40090, Bandwidth:10, Modulation:Q16, RB Number: 50, RB Position:LOW)

Center Frequency (MHz)	OBW Power (%)	XdB Down (dB)	RBW (MHz)	Detector	OBW (MHz)	XdB Bandwidth (MHz)	Upper Limit (MHz)	Verdict
2540	99	26	0.2	Peak	8.98	9.805	10	Pass

Agilent

Measure

FreqRefUnlock
Ch Freq 2.54 GHz
Trig Free

Occupied Bandwidth
Averages: 2

Ref 30 dBm
#Atten 30 dB

#Peak Log 10 dB/Offst 13.8 dB

Center 2.540 00 GHz
Span 20 MHz

#Res BW 200 kHz
#VBW 620 kHz
#Sweep 10 s (500 pts)

Occupied Bandwidth	Occ BW % Pwr	99.00 %
8.9797 MHz	x dB	-26.00 dB
Transmit Freq Error	103.428 kHz	
x dB Bandwidth	9.805 MHz	

Power Stat CCDF
More 1 of 2

Copyright 2000-2009 Agilent Technologies

13.9 LTE Occupied Bandwidth_Part22-24-27(NTNV)(Subtest:9, Channel:40640, Bandwidth:10, Modulation:QPSK, RB Number: 50, RB Position:LOW)

Center Frequency (MHz)	OBW Power (%)	XdB Down (dB)	RBW (MHz)	Detector	OBW (MHz)	XdB Bandwidth (MHz)	Upper Limit (MHz)	Verdict
2595	99	26	0.2	Peak	8.97	9.981	10	Pass

Agilent
Measure

FreqRefUnlock

Ch Freq 2.595 GHz
Trig Free

Occupied Bandwidth
Averages: 2

Ref 30 dBm #Atten 30 dB

#Peak Log 10 dB/Offst 13.9 dB

Center 2.595 00 GHz Span 20 MHz

#Res BW 200 kHz #VBW 620 kHz #Sweep 10 s (500 pts)

Occupied Bandwidth	Occ BW % Pwr	99.00 %
8.9703 MHz	x dB	-26.00 dB
Transmit Freq Error	89.835 kHz	
x dB Bandwidth	9.981 MHz	

Power Stat CCDF
More 1 of 2

Copyright 2000-2009 Agilent Technologies

13.10 LTE Occupied Bandwidth_Part22-24-27(NTNV)(Subtest:10, Channel:40640, Bandwidth:10, Modulation:Q16, RB Number: 50, RB Position:LOW)

Center Frequency (MHz)	OBW Power (%)	XdB Down (dB)	RBW (MHz)	Detector	OBW (MHz)	XdB Bandwidth (MHz)	Upper Limit (MHz)	Verdict
2595	99	26	0.2	Peak	8.957	10.015	10	Pass

Agilent
Measure

FreqRefUnlock

Ch Freq 2.595 GHz
Trig Free

Occupied Bandwidth
Averages: 2

Ref 30 dBm #Atten 30 dB

#Peak

Log

10

dB/

Offst

13.9

dB

Center 2.595 00 GHz Span 20 MHz

#Res BW 200 kHz #VBW 620 kHz #Sweep 10 s (500 pts)

Occupied Bandwidth	Occ BW % Pwr	99.00 %
8.9570 MHz	x dB	-26.00 dB
Transmit Freq Error	86.766 kHz	
x dB Bandwidth	10.015 MHz	

Copyright 2000-2009 Agilent Technologies

Meas Off

Channel Power

Occupied BW

ACP

Multi Carrier Power

Power Stat CCDF

More

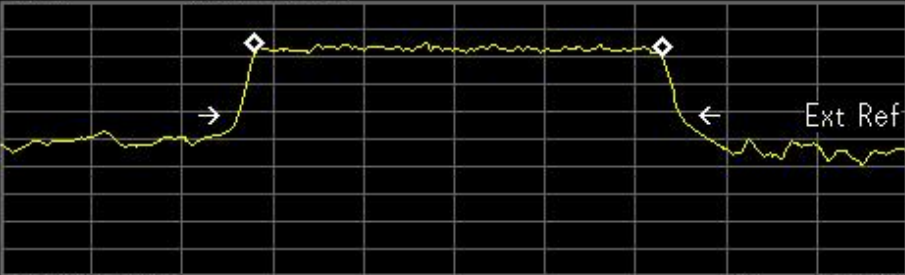
1 of 2

13.11 LTE Occupied Bandwidth_Part22-24-27(NTNV)(Subtest:11, Channel:41190, Bandwidth:10, Modulation:QPSK, RB Number: 50, RB Position:LOW)

Center Frequency (MHz)	OBW Power (%)	XdB Down (dB)	RBW (MHz)	Detector	OBW (MHz)	XdB Bandwidth (MHz)	Upper Limit (MHz)	Verdict
2650	99	26	0.2	Peak	8.994	9.74	10	Pass

Agilent
Measure

FreqRefUnlock
Ch Freq 2.65 GHz **Trig** Free
 Occupied Bandwidth Averages: 2

Ref 30 dBm #Atten 30 dB
 #Peak
 Log
 10
 dB/
 Offst
 14
 dB


Center 2.650 00 GHz Span 20 MHz
 #Res BW 200 kHz #VBW 620 kHz #Sweep 10 s (500 pts)

Occupied Bandwidth	Occ BW % Pwr	99.00 %
8.9942 MHz	x dB	-26.00 dB
Transmit Freq Error	78.276 kHz	
x dB Bandwidth	9.740 MHz	

Copyright 2000-2009 Agilent Technologies

Meas Off

Channel Power

Occupied BW

ACP

Multi Carrier Power

Power Stat CCDF

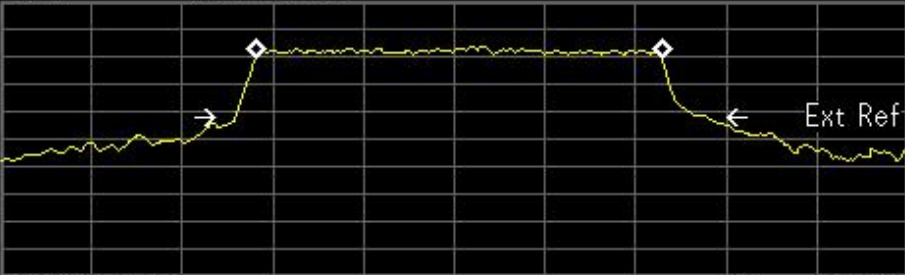
More
1 of 2

13.12 LTE Occupied Bandwidth_Part22-24-27(NTNV)(Subtest:12, Channel:41190, Bandwidth:10, Modulation:Q16, RB Number: 50, RB Position:LOW)

Center Frequency (MHz)	OBW Power (%)	XdB Down (dB)	RBW (MHz)	Detector	OBW (MHz)	XdB Bandwidth (MHz)	Upper Limit (MHz)	Verdict
2650	99	26	0.2	Peak	8.974	10.253	10	Pass

Agilent
Measure

FreqRefUnlock
Ch Freq 2.65 GHz **Trig** Free
 Occupied Bandwidth Averages: 2

Ref 30 dBm #Atten 30 dB
 #Peak
 Log
 10
 dB/
 Offst
 14
 dB


Center 2.650 00 GHz Span 20 MHz
 #Res BW 200 kHz #VBW 620 kHz #Sweep 10 s (500 pts)

Occupied Bandwidth	Occ BW % Pwr 99.00 %
8.9737 MHz	x dB -26.00 dB
Transmit Freq Error 81.558 kHz	
x dB Bandwidth 10.253 MHz	

Copyright 2000-2009 Agilent Technologies

Meas Off

Channel Power

Occupied BW

ACP

Multi Carrier Power

Power Stat CCDF

More
1 of 2

13.13 LTE Occupied Bandwidth_Part22-24-27(NTNV)(Subtest:13, Channel:40115, Bandwidth:15, Modulation:QPSK, RB Number: 75, RB Position:LOW)

Center Frequency (MHz)	OBW Power (%)	XdB Down (dB)	RBW (MHz)	Detector	OBW (MHz)	XdB Bandwidth (MHz)	Upper Limit (MHz)	Verdict
2542.5	99	26	0.3	Peak	13.471	14.822	15	Pass

Agilent
Measure

FreqRefUnlock

Ch Freq 2.5425 GHz
Trig Free

Occupied Bandwidth
Averages: 2

Ref 30 dBm #Atten 30 dB

#Peak Log 10 dB/Offst 13.7 dB

Center 2.542 50 GHz Span 30 MHz

#Res BW 300 kHz #VBW 1 MHz #Sweep 10 s (500 pts)

Occupied Bandwidth Occ BW % Pwr 99.00 %

13.4710 MHz x dB -26.00 dB

Transmit Freq Error 116.483 kHz

x dB Bandwidth 14.822 MHz

Power Stat CCDF
More 1 of 2

Copyright 2000-2009 Agilent Technologies