

**WSCT** TEST REPORT

FCC ID: 2AIZN-X6857

Product: Mobile Phone

Model No.: X6857

Trade Mark: Infinix

Report No.: WSCT-ANAB-R&amp;E250100002A-CBSD

Issued Date: 14 February 2025

Issued for:

INFINIX MOBILITY LIMITED

FLAT N 16/F BLOCK B UNIVERSAL INDUSTRIAL CENTRE 19-25 SHAN MEI  
STREET FOTAN NT HONGKONG

Issued By:

World Standardization Certification & Testing Group(Shenzhen) Co.,Ltd.  
Building A-B,Baoli'an Industrial Park,No.58 and 60,Tangtou Avenue, Shiyan  
Street, Bao'an District, Shenzhen City, Guangdong Province, China

TEL: +86-755-26996192

FAX: +86-755-86376605



**Note:** This report shall not be reproduced except in full, without the written approval of World Standardization Certification & Testing Group (Shenzhen) Co., Ltd. This document may be altered or revised by World Standardization Certification & Testing Group (Shenzhen) Co., Ltd. personnel only, and shall be noted in the revision section of the document. The test results in the report only apply to the tested sample.



## TABLE OF CONTENTS

1. Test Certification .....	3
2. Test Result Summary .....	4
3. EUT Description .....	5
3.1. TEST METHODOLOGY OF APPLIED STANDARDS .....	6
3.2. FACILITIES .....	6
3.3. ACCREDITATIONS .....	6
4. MEASUREMENT .....	7
4.1. END USER DEVICE ADDITIONAL REQUIREMENTS .....	7
4.2. MEASUREMENT RESULTS EXPLANATION EXAMPLE .....	7
4.3. TEST CONFIGURATION OF EQUIPMENT UNDER TEST: .....	7
4.4. MEASUREMENT EQUIPMENT USED .....	8
4.5. DESCRIPTION OF SUPPORT UNITS .....	8
4.6. MEASUREMENT RESULT .....	9
5. Test Setup Photographs .....	11



Report No.: WSCT-ANAB-R&amp;E250100002A-CBSD

## 1. Test Certification

Product:	Mobile Phone
Model No.:	X6857
Trade Mark:	Infinix
Applicant:	INFINIX MOBILITY LIMITED FLAT N 16/F BLOCK B UNIVERSAL INDUSTRIAL CENTRE 19-25 SHAN MEI STREET FOTAN NT HONGKONG
Manufacturer:	INFINIX MOBILITY LIMITED FLAT N 16/F BLOCK B UNIVERSAL INDUSTRIAL CENTRE 19-25 SHAN MEI STREET FOTAN NT HONGKONG
Date of Test:	10 December 2024 to 13 February 2025
Applicable Standards:	FCC Part 96.47 FCC KDB 940660 D01 Part 96 CBRS Eqpt V02

The above equipment has been tested by World Standardization Certification & Testing Group(Shenzhen)Co., Ltd. and found compliance with the requirements set forth in the technical standards mentioned above. The results of testing in this report apply only to the product, which was tested. Other similar equipment will not necessarily produce the same results due to production tolerance and measurement uncertainties.

Tested By: \_\_\_\_\_

Wang Xiang  
(Wang Xiang)

Checked By: \_\_\_\_\_

Qin Shuiquan  
(Qin Shuiquan)

Approved By: \_\_\_\_\_

Li Huaibi  
(Li Huaibi)

Date: \_\_\_\_\_

14 February 2025



Report No.: WSCT-ANAB-R&amp;E250100002A-CBSD

## 2. Test Result Summary

No.	Item	Standard.	Test Case ID	Result
1	End User Device additional requirement.	Part 96.47	Pass	pass

The UUT is an End User Device. According to the specifications of the manufacturer, it must comply with the requirements of the following standards:

**Test standards:**

FCC Part 96.47

FCC KDB 940660 D01 Part 96 CBRS Eqpt v03

WINNF-TS-0122-V1.0.2 CBRS CBSD Test Specification

WINNF-18-IN-00178 CBRS End User Device as UUT Test Guidelines



Report No.: WSCT-ANAB-R&amp;E250100002A-CBSD

### 3. EUT Description

<b>Product Name:</b>	Mobile Phone
<b>Model :</b>	X6857
<b>Trade Mark:</b>	Infinix
<b>Operating Bands</b>	TDD 5G NR Band 77/78
<b>Antenna Type:</b>	Integral Antenna
<b>Antenna gain:</b>	5G NR 77/78: -1.84dBi
<b>Operation Frequency Range:</b>	NR Band77: 3550-3700 MHz(TX), 3550-3700 MHz(RX); NR Band78: 3550-3700 MHz(TX), 3550-3700 MHz(RX);
<b>Operating Voltage:</b>	Adapter: U450XSB Input: 100-240V~50/60Hz 1.8A Output: 5.0V~3.0A 15W or 5.0-10.0V~4.5A or 11.0V~4.1A 45.0W MAX Rechargeable Li-ion Polymer Battery Model: BL-54BX Rated Voltage: 3.91V Rated Capacity: 5100mAh Nominal Energy: 19.95Wh Typical Capacity: 5200mAh Limited Charge Voltage: 4.50V
<b>Remark:</b>	N/A.

Note: 1. N/A stands for no applicable.

2. The antenna gain is provided by the customer. For any reported data issues caused by the antenna gain, World Standardization Certification&Testing Group (Shenzhen) Co., Ltd assumes no responsibility.



Report No.: WSCT-ANAB-R&E250100002A-CBSD

### 3.1. Test Methodology of Applied Standards

FCC Part 96.47

FCC KDB 940660 D01 Part 96 CBRS Eqpt V02

### 3.2. Facilities

All measurement facilities used to collect the measurement data are located at **Building A-B, Baoli'an Industrial Park, No.58 and 60, Tangtou Avenue, Shiyao Street, Bao'an District, Shenzhen City, Guangdong Province, China** of the **World Standardization Certification & Testing Group (Shenzhen) Co., Ltd.**

The sites are constructed in conformance with the requirements of ANSI C63.4 and CISPR Publication 22. All receiving equipment conforms to CISPR Publication 16-1, "Radio Interference Measuring Apparatus and Measurement Methods."

### 3.3. ACCREDITATIONS

**ANAB - Certificate Number: AT-3951**

The EMC Laboratory has been accredited by the American Association for Laboratory Accreditation (ANAB). Certification Number: AT-3951



Report No.: WSCT-ANAB-R&amp;E250100002A-CBSD

## 4. MEASUREMENT

### 4.1. End User Device additional requirements

FCC Part 96.47

(a) End User Devices may operate only if they can positively receive and decode an authorization signal transmitted by a CBSD, including the frequencies and power limits for their operation.

(1) An End User Device must discontinue operations, change frequencies, or change its operational power level within 10 seconds of receiving instructions from its associated CBSD.

### 4.2. Measurement Results Explanation Example

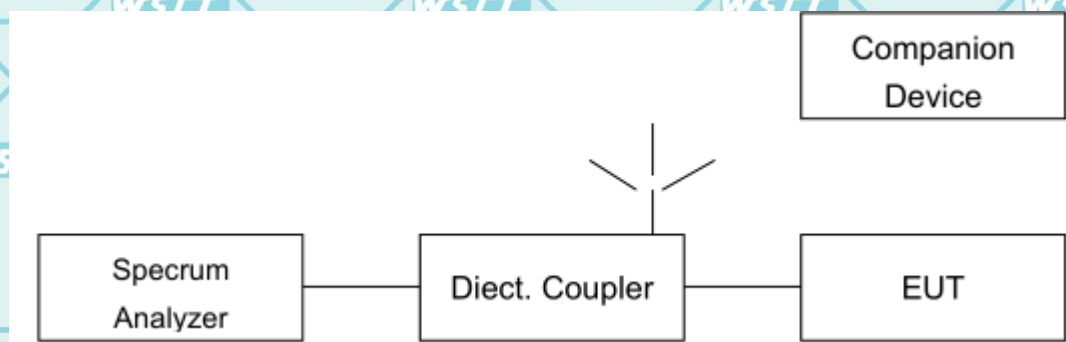
For all conducted test items:

The offset level is set in the spectrum analyzer to compensate the RF cable loss and attenuation factor between EUT conducted port and spectrum analyzer. With the offset compensation, the spectrum analyzer reading level is exactly EUT RF output level.

1. Setup with frequency 3590-3610MHz and power level 18dBm/MHz;
2. Enable AP service from EPC management
3. Check EUD Tx Frequency and power
4. Disable AP service from EPC management
  - a. Check EUD stops transmission within 10seconds.
5. Setup with frequency 3610-3630MHz and power level 5dBm/MHz;
6. Enable AP service from EPC management
7. Check EUD Tx Frequency and power
8. Disable AP service from EPC management
  - a. Check EUD stops transmission within 10seconds.

### 4.3. Test Configuration of Equipment Under Test:

Connection Diagram of Test System



The EUT is an End User Device (EUD) which was connected to a certified Gentek CBSD as the company-ion device to show compliance with Part 96.47 requirement.



Report No.: WSCT-ANAB-R&amp;E250100002A-CBSD

#### 4.4. Measurement Equipment Used

NAME OF EQUIPMENT	MANUFACTURER	MODEL	SERIAL NUMBER	Calibration Date	Calibration Due.
Spectrum Analyzer	keysight	FSU	100114	11/05/2024	11/04/2025
DC Power Supply	Gwinstek	SPS-3611	GEV856725	11/05/2024	11/04/2025
Attenuator	KEYSIGHT	8494B	TH60073522	11/05/2024	11/04/2025
Attenuator	KEYSIGHT	8494B	TH60073536	11/05/2024	11/04/2025
DC Block	Mini-Circuits	BLK-18-S+	5	11/05/2024	11/04/2025
Power Divider	RF-LAMBAD	RFLT2W1G18G	11-JSPF412	11/05/2024	11/04/2025
2WayDivider	Woken	A02056002D	DSU7AMW9S	11/05/2024	11/04/2025

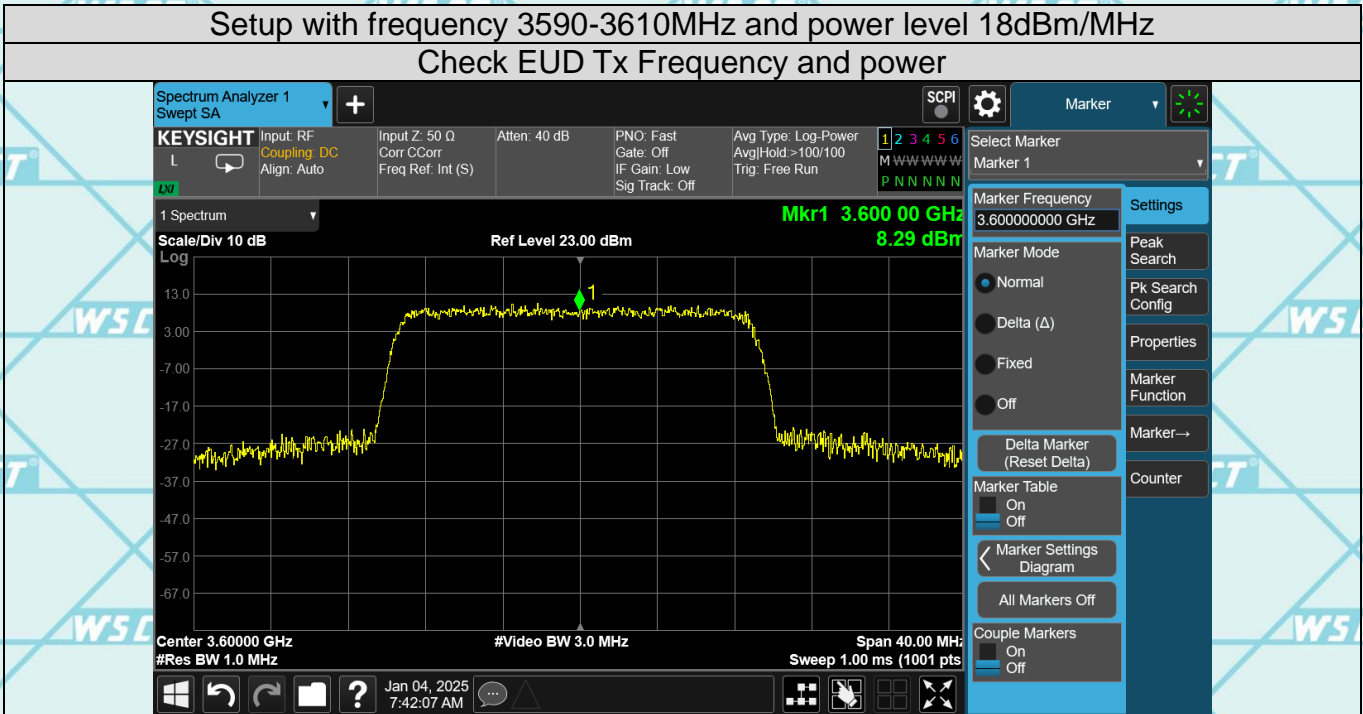
#### 4.5. Description of Support Units

Description	Manufacturer	Model No.	Serial No.
AP	PC i-	FXG-05TX	N/A
5G NR Base station	Baicells	BSC7048A243 (FCC ID: 2AG32BSC7048A243)	120200056822C2B0002
EPC	Gentek	CSB-3230A-GT1	N/A
PC	Lenovo	TP00067A	PF-OGT3MS

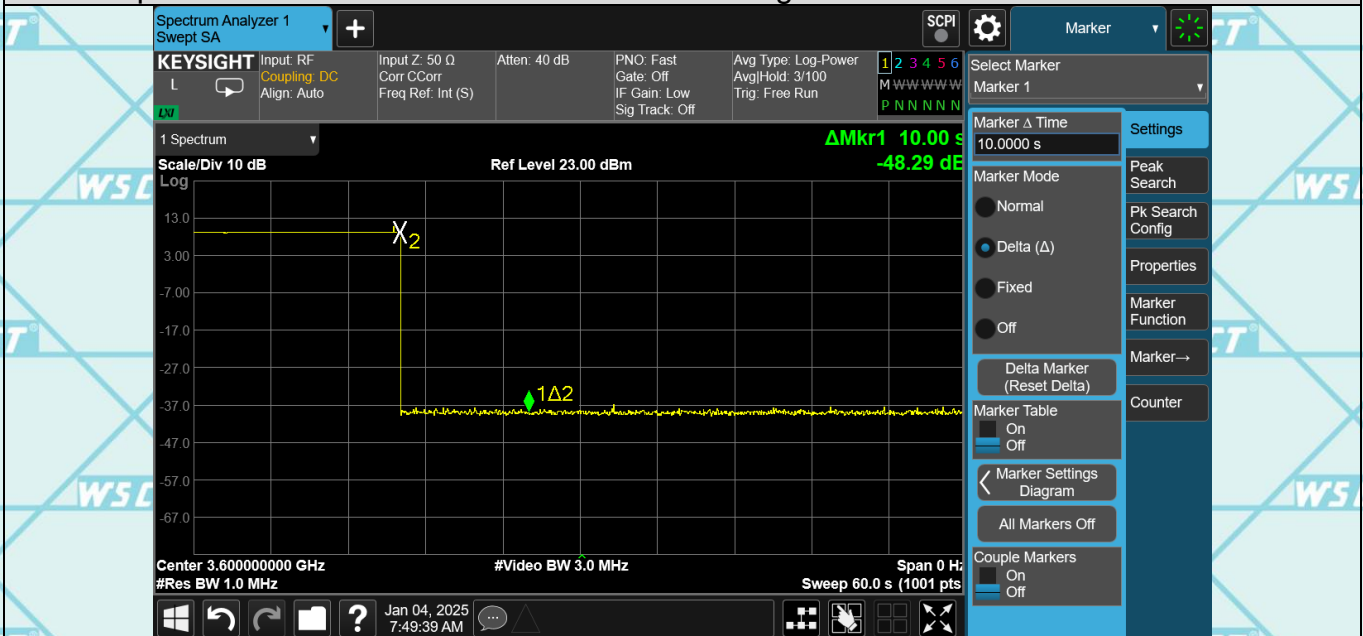


Report No.: WSCT-ANAB-R&E250100002A-CBSD

## 4.6. Measurement Result



EUD stops transmission within 10 seconds of receiving instructions from its associated CBSD.

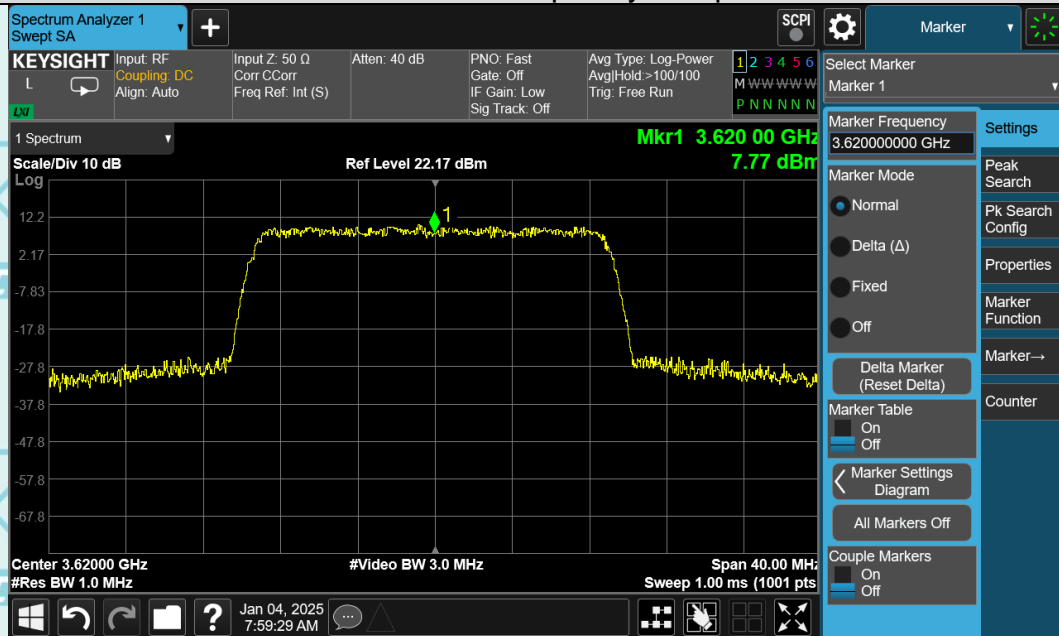




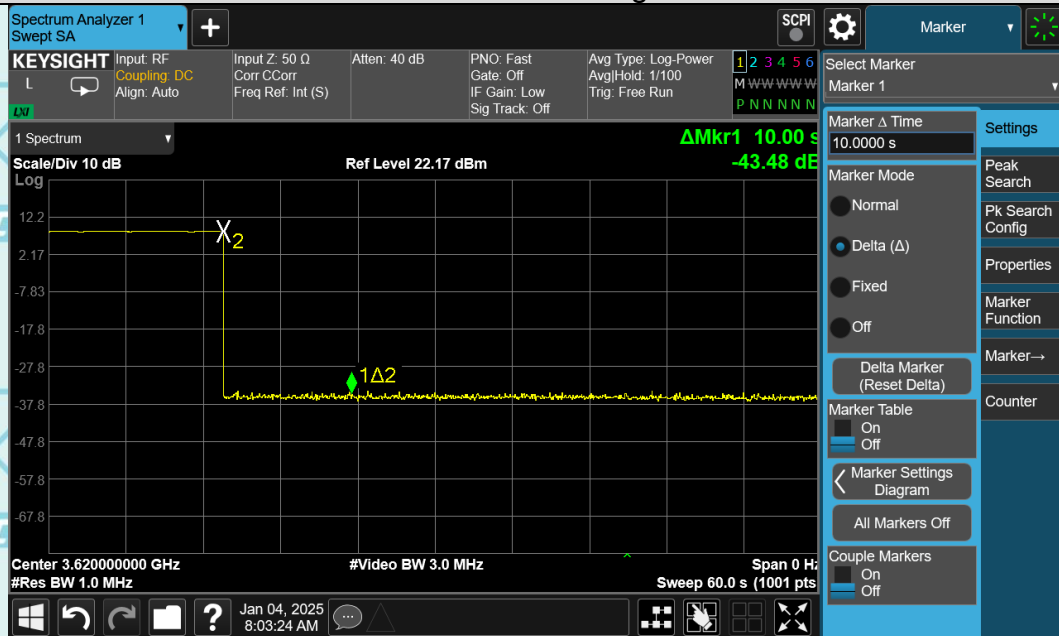
Report No.: WSCT-ANAB-R&E250100002A-CBSD

Setup with frequency 3610-3630MHz and power level 5dBm/MHz

Check EUD Tx Frequency and power



EUD stops transmission within 10 seconds of receiving instructions from its associated CBSD.





Report No.: WSCT-ANAB-R&amp;E250100002A-CBSD

## 5. Test Setup Photographs

Please refer to Annex "Set Up Photos-CBE" for test setup photos

**\*\*\*\*\*END OF REPORT\*\*\*\*\***