


## TEST SETUP PHOTOGRAPHS

**Conducted Emissions Front View**




**Conducted Emissions Side View**



**Radiated Emission 30 MHz-1 GHz View Adapter**



**Radiated Emission 9 kHz-30 MHz Parallel View Adapter**






**Radiated Emission 9 kHz-30 MHz Perpendicular View Adapter**



**Radiated Emission 9 kHz-30 MHz Ground-parallel View Adapter**



**Radiated Emission Above 1-18GHz View Adapter**



**Radiated Emission Above 18-25GHz View Adapter**

