

EXHIBIT D - TEST SETUP PHOTOGRAPHS


Radiated Emission 1GHz Parallel View




Radiated Emission 1GHz Perpendicular View




Radiated Emission 1GHz Ground-parallel View




Radiated Emission 1GHz View



X-Field Position A




X-Field Position B




X-Field Position C




X-Field Position D



X-Field Position E




Z-Field Position A



Z-Field Position B



Z-Field Position C



Z-Field Position D



Z-Field Position E

