

FCC RF Test Report

(U-NII)

Applicant: INFINIX MOBILITY LIMITED

Address of Applicant: FLAT 39 8/F BLOCK D WAH LOK INDUSTRIAL CENTRE 31-35 SHAN MEI STREET FOTAN NT HONGKONG

Equipment Under Test (EUT)

Product Name: Mobile Phone

Model No.: X676C

Trade Mark: Infinix

FCC ID: 2AIZN-X676C




Applicable Standards: FCC CFR Title 47 Part 15E (§15.407)


Date of Sample Receipt: 18 May, 2022

Date of Test: 19 May, to 06 Jun., 2022

Date of Report Issued: 07 Jun., 2022

Test Result: PASS

Tested by:	 Test Engineer	Date:	07 Jun., 2022
Reviewed by:	 Project Engineer	Date:	07 Jun., 2022
Approved by:	 Manager	Date:	07 Jun., 2022



This equipment has been shown to be capable of compliance with the applicable technical standards as indicated in the measurement report and was tested in accordance with the measurement procedures specified in above the application standard version. Test results reported herein relate only to the item(s) tested.

This document cannot be reproduced except in full, without prior written approval of the Company. Any unauthorized alteration, forgery or falsification of the content or appearance of this document is unlawful and offenders may be prosecuted to the fullest extent of the law. Unless otherwise stated the results shown in this test report refer only to the sample(s) tested and such sample(s) are retained for 90 days only.

2 Version

Version No.	Date	Description
00	07 Jun., 2022	Original

3 Contents

	Page
1 Cover Page	1
2 Version	2
3 Contents.....	3
4 General Information.....	4
4.1 Client Information	4
4.2 General Description of E.U.T.	4
4.3 Test Mode and Environment	5
4.4 Description of Support Units.....	5
4.5 Measurement Uncertainty.....	5
4.6 Additions to, Deviations, or Exclusions from the Method.....	5
4.7 Laboratory Facility.....	5
4.8 Laboratory Location	7
4.9 Test Instruments List	7
5 Measurement Setup and Procedure	9
5.1 Test Channel	9
5.2 Test Setup.....	9
5.3 Test Procedure	11
6 Test Results.....	12
6.1 Summary	12
6.2 Antenna requirement	15
6.3 AC Power Line Conducted Emission	16
6.4 Unwanted Emissions	18

4 General Information

4.1 Client Information

Applicant:	INFINIX MOBILITY LIMITED
Address:	FLAT 39 8/F BLOCK D WAH LOK INDUSTRIAL CENTRE 31-35 SHAN MEI STREET FOTAN NT HONGKONG
Manufacturer:	INFINIX MOBILITY LIMITED
Address:	FLAT 39 8/F BLOCK D WAH LOK INDUSTRIAL CENTRE 31-35 SHAN MEI STREET FOTAN NT HONGKONG
Factory:	SHENZHEN TECNO TECHNOLOGY CO., LTD.
Address:	101, Building 24, Waijing Industrial Park, Fumin Community, Fucheng Street, Longhua District, Shenzhen City, P.R.China

4.2 General Description of E.U.T.

Product Name:	Mobile Phone
Model No.:	X676C
Operation Frequency:	Band 1: 5180 MHz - 5240 MHz Band 4: 5745 MHz - 5825 MHz
Channel Numbers:	Band 1: 4, Band 4: 5 (802.11a, n-HT20, ac-VHT20) Band 1, 4: 2 (802.11n-HT40, ac-VHT40) Band 1, 4: 1 (802.11ac-VHT80)
Modulation Technology: (IEEE 802.11a/802.11n)	OFDM-BPSK, QPSK, 16QAM, 64QAM
Modulation Technology: (IEEE 802.11ac)	OFDM-BPSK, QPSK, 16QAM, 64QAM, 256QAM
Antenna Type:	Internal Antenna
Antenna Gain:	ANT1: 0.9dBi (declare by applicant) ANT2: 0.9dBi (declare by applicant)
Antenna Transmit Mode:	SISO (1TX, 1RX) (with ANT 1 and ANT 2, and they stand alone to transmit)
Power Supply:	Rechargeable Li-ion Polymer Battery DC3.87V, 4900mAh
AC Adapter:	Model: U330XSA Input: AC100-240V, 50/60Hz, 1.5A Output: DC 5.0V, 3.0A, 15.0W or 10.0V, 3.3A, 33.0W MAX
Test Sample Condition:	The test samples were provided in good working order with no visible defects.

4.3 Test Mode and Environment

Test Mode:	
Transmitting mode:	Keep the EUT in continuous transmitting with modulation
Per-scan all kind of data rate, the follow list were the worst case:	
Mode	Data rate
802.11a	6.0 Mbps
802.11n-HT20	6.5 Mbps
802.11n-HT40	13.5 Mbps
802.11ac-VHT20	6.5 Mbps
802.11ac-VHT40	13.5 Mbps
802.11ac-VHT80	29.3 Mbps
<i>Remark: For AC power line conducted emission and radiated spurious emission (below 1GHz), pre-scan 802.11a, n, ac modulation mode, found 802.11a modulation mode was worse case mode. The report only reflects the test data of worst mode.</i>	
Operating Environment:	
Temperature:	15°C ~ 35°C
Humidity:	20 % ~ 75 % RH
Atmospheric Pressure:	1010 mbar
Voltage:	Nominal: 3.87 Vdc, Extreme: Low 3.45 Vdc, High 4.45 Vdc

4.4 Description of Support Units

The EUT has been tested as an independent unit.

4.5 Measurement Uncertainty

Parameter	Expanded Uncertainty (Confidence of 95%(U = 2Uc(y)))
Conducted Emission for LISN (9kHz ~ 150kHz)	±3.11 dB
Conducted Emission for LISN (150kHz ~ 30MHz)	±2.62 dB
Radiated Emission (30MHz ~ 1GHz) (3m SAC)	±4.45 dB
Radiated Emission (1GHz ~ 18GHz) (3m SAC)	±5.34 dB
Radiated Emission (18GHz ~ 40GHz) (3m SAC)	±5.34 dB

Note: All the measurement uncertainty value were shown with a coverage k=2 to indicate 95% level of confidence. The measurement data show herein meets or exceeds the CISPR measurement uncertainty values specified in CISPR 16-4-2 and can be compared directly to specified limit to determine compliance.

4.6 Additions to, Deviations, or Exclusions from the Method

No

4.7 Laboratory Facility

The test facility is recognized, certified, or accredited by the following organizations:

- **FCC - Designation No.: CN1211**

JianYan Testing Group Shenzhen Co., Ltd. has been accredited as a testing laboratory by FCC(Federal Communications Commission). The test firm Registration No. is 727551.

- **ISED – CAB identifier.: CN0021**

The 3m Semi-anechoic chamber and 10m Semi-anechoic chamber of JianYan Testing Group Shenzhen Co., Ltd. has been Registered by Certification and Engineering Bureau of Industry Canada for radio equipment testing with Registration No.: 10106A-1.

- **CNAS - Registration No.: CNAS L15527**

JianYan Testing Group Shenzhen Co., Ltd. is accredited to ISO/IEC 17025:2017 General Requirements for the Competence of Testing and Calibration laboratories for the competence of testing. The Registration No. is CNAS L15527.

- **A2LA - Registration No.: 4346.01**

This laboratory is accredited in accordance with the recognized International Standard ISO/IEC 17025:2017 General requirements for the competence of testing and calibration laboratories. The test scope can be found as below link: <https://portal.a2la.org/scopepdf/4346-01.pdf>

4.8 Laboratory Location

JianYan Testing Group Shenzhen Co., Ltd.
 Address: No.101, Building 8, Innovation Wisdom Port, No.155 Hongtian Road, Huangpu Community, Xinqiao Street, Bao'an District, Shenzhen, Guangdong, People's Republic of China.
 Tel: +86-755-23118282, Fax: +86-755-23116366
 Email: info-JYTee@lets.com, Website: <http://jyt.lets.com>

4.9 Test Instruments List

Radiated Emission(3m SAC):					
Test Equipment	Manufacturer	Model No.	Manage No.	Cal. Date (mm-dd-yy)	Cal. Due date (mm-dd-yy)
3m SAC	ETS	9m*6m*6m	WXJ001-1	01-19-2021	01-18-2024
BiConiLog Antenna	Schwarzbeck	VULB9163	WXJ002	02-17-2022	02-16-2023
Biconical Antenna	Schwarzbeck	VUBA9117	WXJ002-1	06-20-2021	06-19-2022
Horn Antenna	Schwarzbeck	BBHA9120D	WXJ002-2	02-17-2022	02-16-2023
Horn Antenna	Schwarzbeck	BBHA9120D	WXJ002-3	06-18-2021	06-17-2022
Horn Antenna	Schwarzbeck	BBHA9170	WXJ002-5	04-07-2022	04-06-2023
Horn Antenna	Schwarzbeck	BBHA9170	WXJ002-6	04-07-2022	04-06-2023
Pre-amplifier (30MHz ~ 1GHz)	Schwarzbeck	BBV9743B	WXJ001-2	02-17-2022	02-16-2023
Pre-amplifier (1GHz ~ 18GHz)	SKET	LNPA_0118G-50	WXJ001-3	02-17-2022	02-16-2023
Pre-amplifier (18GHz ~ 40GHz)	RF System	TRLA-180400G45B	WXJ002-7	03-30-2022	03-29-2023
EMI Test Receiver	Rohde & Schwarz	ESRP7	WXJ003-1	02-17-2022	02-16-2023
Spectrum Analyzer	KEYSIGHT	N9010B	WXJ004-2	11-27-2021	11-26-2022
Coaxial Cable (30MHz ~ 1GHz)	JYTSZ	JYT3M-1G-NN-8M	WXG001-4	02-17-2022	02-16-2023
Coaxial Cable (1GHz ~ 18GHz)	JYTSZ	JYT3M-18G-NN-8M	WXG001-5	02-17-2022	02-16-2023
Coaxial Cable (18GHz ~ 40GHz)	JYTSZ	JYT3M-40G-SS-8M	WXG001-7	02-17-2022	02-16-2023
Band Reject Filter Group	Tonscend	JS0806-F	WXJ089	N/A	
Test Software	Tonscend	TS+	Version: 3.0.0.1		

Conducted Emission:					
Test Equipment	Manufacturer	Model No.	Manage No.	Cal.Date (mm-dd-yy)	Cal. Due date (mm-dd-yy)
EMI Test Receiver	Rohde & Schwarz	ESR3	WXJ003-2	10-21-2021	10-20-2022
RF Switch	TOP PRECISION	RSU0301	WXG003	02-17-2022	02-16-2023
LISN	Schwarzbeck	NSLK 8127	QCJ001-13	02-17-2022	02-16-2023
LISN	Rohde & Schwarz	ESH3-Z5	WXJ005-1	06-18-2021	06-17-2022
LISN Coaxial Cable (9kHz ~ 30MHz)	JYTSZ	JYTCE-1G-NN-2M	WXG003-1	02-17-2022	02-16-2023
Test Software	AUDIX	E3	Version: 6.110919b		

Conducted Method:					
Test Equipment	Manufacturer	Model No.	Manage No.	Cal. Date (mm-dd-yy)	Cal. Due date (mm-dd-yy)
Spectrum Analyzer	Keysight	N9010B	WXJ004-3	10-25-2021	10-24-2022
Vector Signal Generator	Keysight	N5182B	WXJ006-6	10-25-2021	10-24-2022
Signal Generator	Keysight	N5173B	WXJ006-4	10-25-2021	10-24-2022
Wireless Connectivity Tester	Rohde & Schwarz	CMW270	WXJ008-7	10-25-2021	10-24-2022
DC Power Supply	Keysight	E3642A	WXJ025-2	10-25-2021	10-24-2022
Temperature Humidity Chamber	ZHONG ZHI	CZ-A-80D	WXJ032-3	03-19-2021	03-18-2023
Power Detector Box	MWRFTEST	MW100-PSB	WXJ007-4	10-25-2021	10-24-2022
RF Control Unit	MWRFTEST	MW100-RFCB	WXG006	N/A	
Test Software	MWRFTEST	MTS 8310	Version: 2.0.0.0		

5 Measurement Setup and Procedure

5.1 Test Channel

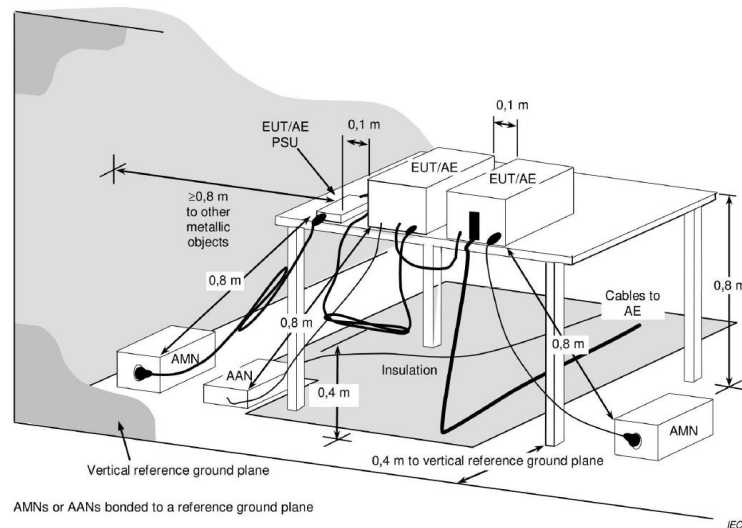
According to ANSI C63.10-2013 chapter 5.6.1 Table 4 requirement, select lowest channel, middle channel, and highest channel in the frequency range in which device operates for testing. The detailed frequency points are as follows:

Operation frequency: 5150 MHz – 5250 MHz						
Modulation mode	Lowest channel		Middle channel		Highest channel	
	Channel No.	Frequency (MHz)	Channel No.	Frequency (MHz)	Channel No.	Frequency (MHz)
802.11a, n-HT20, ac-VHT20	36	5180	40	5200	48	5240
802.11n-HT40, ac-VHT40	38	5190	/	/	46	5230
802.11ac-VHT80	/	/	42	5210	/	/

Operation frequency: 5725 MHz – 5850 MHz						
Modulation mode	Lowest channel		Middle channel		Highest channel	
	Channel No.	Frequency (MHz)	Channel No.	Frequency (MHz)	Channel No.	Frequency (MHz)
802.11a, n-HT20, ac-VHT20	149	5745	157	5785	165	5825
802.11n-HT40, ac-VHT40	151	5755	/	/	159	5795
802.11ac-VHT80	/	/	155	5775	/	/

5.2 Test Setup

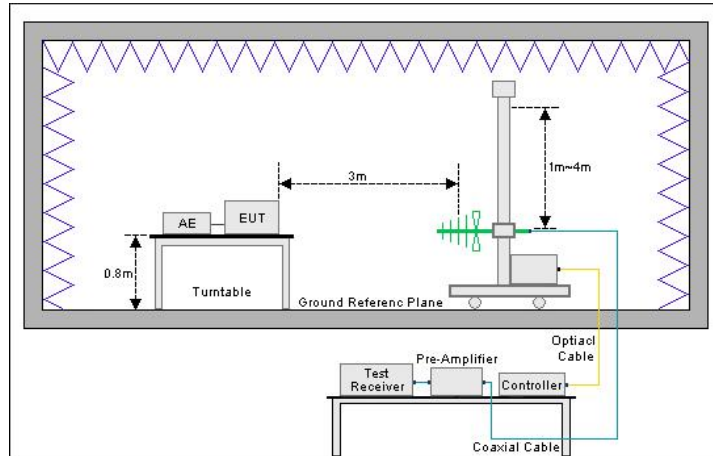
1) Conducted emission measurement:



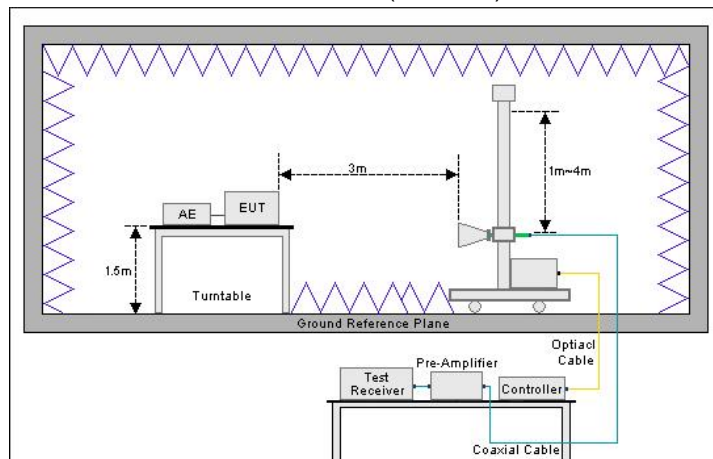
Note: The 0.8 m distance specified between EUT/AE/PSU and AMN/AAN, is applicable only to the EUT being measured. If the device is AE then it shall be >0.8 m.

2) Radiated emission measurement:

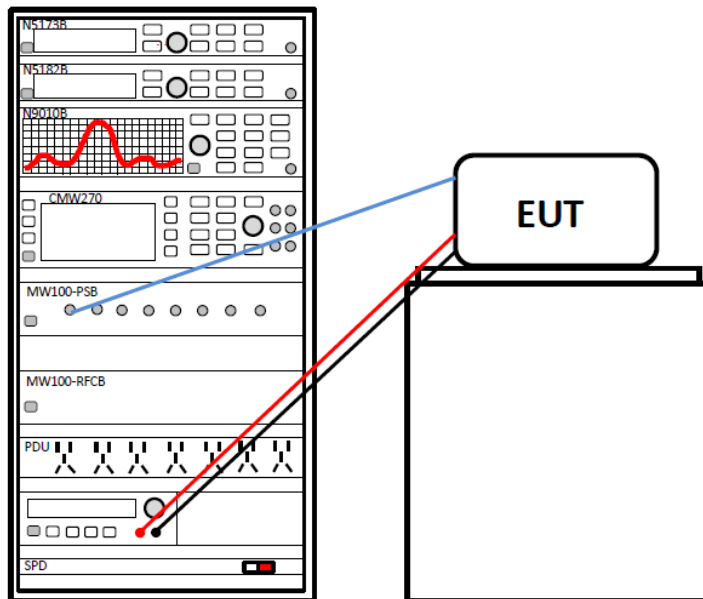
Below 1GHz (3m SAC)



Above 1GHz (3m SAC)



3) Conducted test method



5.3 Test Procedure

Test method	Test step
Conducted emission	<ol style="list-style-type: none"> The E.U.T and simulators are connected to the main power through a line impedance stabilization network (L.I.S.N.). This provides a 50ohm/50uH coupling impedance for the measuring equipment. The peripheral devices are also connected to the main power through a LISN that provides a 50ohm/50uH coupling impedance with 50ohm termination. (Please refer to the block diagram of the test setup and photographs). Both sides of A.C. line are checked for maximum conducted interference. In order to find the maximum emission, the relative positions of equipment and all of the interface cables must be changed according to ANSI C63.10 on conducted measurement.
Radiated emission	<p>For below 1GHz:</p> <ol style="list-style-type: none"> The EUT was placed on the tabletop of a rotating table 0.8 m the ground at a 3 m semi anechoic chamber. The measurement distance from the EUT to the receiving antenna is 3 m. EUT works in each mode of operation that needs to be tested , and having the EUT continuously working, respectively on 3 axis (X, Y & Z) and considered typical configuration to obtain worst position. The highest signal levels relative to the limit shall be determined by rotating the EUT from 0° to 360° and with varying the measurement antenna height between 1 m and 4 m in vertical and horizontal polarizations. Open the test software to control the test antenna and test turntable. Perform the test, save the test results, and export the test data. <p>For above 1GHz:</p> <ol style="list-style-type: none"> The EUT was placed on the tabletop of a rotating table 1.5 m the ground at a 3 m fully anechoic room. The measurement distance from the EUT to the receiving antenna is 3 m. EUT works in each mode of operation that needs to be tested , and having the EUT continuously working, respectively on 3 axis (X, Y & Z) and considered typical configuration to obtain worst position. The highest signal levels relative to the limit shall be determined by rotating the EUT from 0° to 360° and with varying the measurement antenna height between 1 m and 4 m in vertical and horizontal polarizations. Open the test software to control the test antenna and test turntable. Perform the test, save the test results, and export the test data.
Conducted test method	<ol style="list-style-type: none"> The Wi-Fi antenna port of EUT was connected to the test port of the test system through an RF cable. The EUT is keeping in continuous transmission mode and tested in all modulation modes. Open the test software, prepare a test plan, and control the system through the software. After the test is completed, the test report is exported through the test software.

6 Test Results

6.1 Summary

6.1.1 Clause and Data Summary

Test items	Standard clause	Test data	Result
Antenna Requirement	15.203	See Section 6.2	Pass
AC Power Line Conducted Emission	15.207 15.407 (b)(9)	See Section 6.3	Pass
Duty Cycle	ANSI C63.10-2013	Appendix – 5.2G Wi-Fi ANT1 Appendix – 5.8G Wi-Fi ANT1 Appendix – 5.2G Wi-Fi ANT2 Appendix – 5.8G Wi-Fi ANT2	Pass
Conducted Peak Output Power Power Spectral Density	15.407 (a)(1)(iv), (a)(3)(i)	Appendix – 5.2G Wi-Fi ANT1 Appendix – 5.8G Wi-Fi ANT1 Appendix – 5.2G Wi-Fi ANT2 Appendix – 5.8G Wi-Fi ANT2	Pass
26dB Emission Bandwidth 99% Occupied Bandwidth	15.407 (a)(12)	Appendix – 5.2G Wi-Fi ANT1 Appendix – 5.8G Wi-Fi ANT1 Appendix – 5.2G Wi-Fi ANT2 Appendix – 5.8G Wi-Fi ANT2	Pass
6dB Emission Bandwidth	15.407 (e)	Appendix – 5.2G Wi-Fi ANT1 Appendix – 5.8G Wi-Fi ANT1 Appendix – 5.2G Wi-Fi ANT2 Appendix – 5.8G Wi-Fi ANT2	Pass
Unwanted Emissions	15.205 15.209 15.407 (b)(1), (4), (9), (10)	See Section 6.4	Pass
Frequency Stability	15.407 (g)	Appendix – 5.2G Wi-Fi ANT1 Appendix – 5.8G Wi-Fi ANT1 Appendix – 5.2G Wi-Fi ANT2 Appendix – 5.8G Wi-Fi ANT2	Pass
Remark: 1. Pass: The EUT complies with the essential requirements in the standard. 2. N/A: Not Applicable. 3. The cable insertion loss used by "RF Output Power" and other conduction measurement items is 1.0dB (provided by the customer).			
Test Method:	ANSI C63.10-2013 KDB 789033 D02 General U-NII Test Procedures New Rules v02r01		

6.1.2 Test Limit

Test items	Limit															
AC Power Line Conducted Emission	<table border="1"> <thead> <tr> <th data-bbox="603 280 898 342">Frequency (MHz)</th> <th colspan="2" data-bbox="898 280 1433 313">Limit (dBμV)</th> </tr> <tr> <td></td> <th data-bbox="898 313 1169 342">Quasi-Peak</th> <th data-bbox="1169 313 1433 342">Average</th> </tr> </thead> <tbody> <tr> <td data-bbox="603 342 898 371">0.15 – 0.5</td> <td data-bbox="898 342 1169 371">66 to 56 <small>Note 1</small></td> <td data-bbox="1169 342 1433 371">56 to 46 <small>Note 1</small></td> </tr> <tr> <td data-bbox="603 371 898 400">0.5 – 5</td> <td data-bbox="898 371 1169 400">56</td> <td data-bbox="1169 371 1433 400">46</td> </tr> <tr> <td data-bbox="603 400 898 430">5 – 30</td> <td data-bbox="898 400 1169 430">60</td> <td data-bbox="1169 400 1433 430">50</td> </tr> </tbody> </table> <p data-bbox="614 436 1316 459">Note 1: The limit level in dBμV decreases linearly with the logarithm of frequency.</p> <p data-bbox="614 459 1173 481">Note 2: The more stringent limit applies at transition frequencies.</p>	Frequency (MHz)	Limit (dB μ V)			Quasi-Peak	Average	0.15 – 0.5	66 to 56 <small>Note 1</small>	56 to 46 <small>Note 1</small>	0.5 – 5	56	46	5 – 30	60	50
Frequency (MHz)	Limit (dB μ V)															
	Quasi-Peak	Average														
0.15 – 0.5	66 to 56 <small>Note 1</small>	56 to 46 <small>Note 1</small>														
0.5 – 5	56	46														
5 – 30	60	50														
Conducted Peak Output Power Power Spectral Density	<p data-bbox="574 510 933 537">For the 5.15-5.25 GHz band:</p> <p data-bbox="574 548 1473 795">For client devices in the 5.15-5.25 GHz band, the maximum conducted output power over the frequency band of operation shall not exceed 250 mW provided the maximum antenna gain does not exceed 6 dBi. In addition, the maximum power spectral density shall not exceed 11 dBm in any 1 megahertz band. If transmitting antennas of directional gain greater than 6 dBi are used, both the maximum conducted output power and the maximum power spectral density shall be reduced by the amount in dB that the directional gain of the antenna exceeds 6 dBi.</p> <p data-bbox="574 846 965 873">For the band 5.725-5.895 GHz:</p> <p data-bbox="574 884 1473 1388">For the band 5.725-5.850 GHz, the maximum conducted output power over the frequency band of operation shall not exceed 1 W. In addition, the maximum power spectral density shall not exceed 30 dBm in any 500-kHz band. If transmitting antennas of directional gain greater than 6 dBi are used, both the maximum conducted output power and the maximum power spectral density shall be reduced by the amount in dB that the directional gain of the antenna exceeds 6 dBi. However, Fixed point-to-point U-NII devices operating in this band may employ transmitting antennas with directional gain greater than 6 dBi without any corresponding reduction in transmitter conducted power. Fixed, point-to-point operations exclude the use of point-to-multipoint systems, omnidirectional applications, and multiple collocated transmitters transmitting the same information. The operator of the U-NII device, or if the equipment is professionally installed, the installer, is responsible for ensuring that systems employing high gain directional antennas are used exclusively for fixed, point-to-point operations.</p>															
26dB Emission Bandwidth 99% Occupied Bandwidth	N/A															
6dB Emission Bandwidth	Within the 5.725-5.850 GHz and 5.850-5.895 GHz bands, the minimum 6 dB bandwidth of U-NII devices shall be at least 500 kHz.															

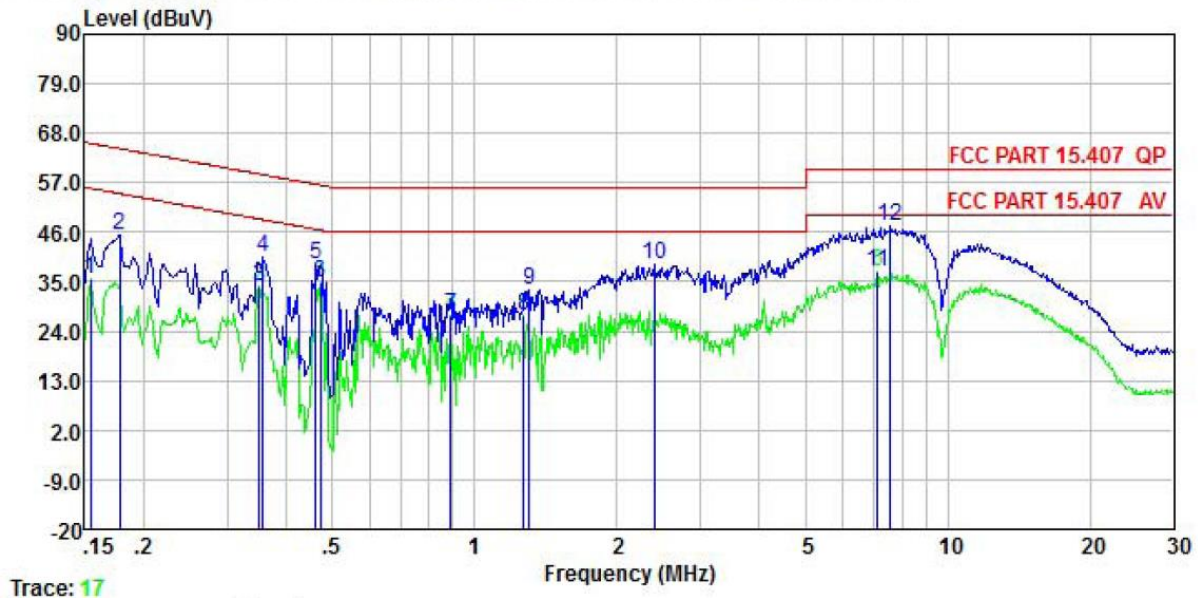
<p>Unwanted Emissions</p>	<p>(1) For transmitters operating in the 5.15-5.25 GHz band: All emissions outside of the 5.15-5.35 GHz band shall not exceed an e.i.r.p. of -27 dBm/MHz.</p> <p>(2) For transmitters operating solely in the 5.725-5.850 GHz band: All emissions shall be limited to a level of -27 dBm/MHz at 75 MHz or more above or below the band edge increasing linearly to 10 dBm/MHz at 25 MHz above or below the band edge, and from 25 MHz above or below the band edge increasing linearly to a level of 15.6 dBm/MHz at 5 MHz above or below the band edge, and from 5 MHz above or below the band edge increasing linearly to a level of 27 dBm/MHz at the band edge.</p> <p>(3) Unwanted emissions below 1 GHz must comply with the general field strength limits set forth in § 15.209. The provisions of § 15.205 apply to intentional radiators operating under this section:</p> <table border="1" data-bbox="582 712 1455 913"> <thead> <tr> <th rowspan="2">Frequency (MHz)</th> <th colspan="2">Limit (dBµV/m)</th> <th rowspan="2">Detector</th> </tr> <tr> <th>@ 3m</th> <th>@ 10m</th> </tr> </thead> <tbody> <tr> <td>30 – 88</td> <td>40.0</td> <td>30.0</td> <td>Quasi-peak</td> </tr> <tr> <td>88 – 216</td> <td>43.5</td> <td>33.5</td> <td>Quasi-peak</td> </tr> <tr> <td>216 – 960</td> <td>46.0</td> <td>36.0</td> <td>Quasi-peak</td> </tr> <tr> <td>960 – 1000</td> <td>54.0</td> <td>44.0</td> <td>Quasi-peak</td> </tr> </tbody> </table> <p>Note: The more stringent limit applies at transition frequencies.</p> <table border="1" data-bbox="582 943 1455 1048"> <thead> <tr> <th rowspan="2">Frequency</th> <th colspan="2">Limit (dBµV/m) @ 3m</th> </tr> <tr> <th>Average</th> <th>Peake</th> </tr> </thead> <tbody> <tr> <td>Above 1 GHz</td> <td>54.0</td> <td>74.0</td> </tr> </tbody> </table> <p>Note: The measurement bandwidth shall be 1 MHz or greater.</p>	Frequency (MHz)	Limit (dBµV/m)		Detector	@ 3m	@ 10m	30 – 88	40.0	30.0	Quasi-peak	88 – 216	43.5	33.5	Quasi-peak	216 – 960	46.0	36.0	Quasi-peak	960 – 1000	54.0	44.0	Quasi-peak	Frequency	Limit (dBµV/m) @ 3m		Average	Peake	Above 1 GHz	54.0	74.0
Frequency (MHz)	Limit (dBµV/m)		Detector																												
	@ 3m	@ 10m																													
30 – 88	40.0	30.0	Quasi-peak																												
88 – 216	43.5	33.5	Quasi-peak																												
216 – 960	46.0	36.0	Quasi-peak																												
960 – 1000	54.0	44.0	Quasi-peak																												
Frequency	Limit (dBµV/m) @ 3m																														
	Average	Peake																													
Above 1 GHz	54.0	74.0																													
<p>Frequency Stability</p>	<p>Manufacturers of U-NII devices are responsible for ensuring frequency stability such that an emission is maintained within the band of operation under all conditions of normal operation as specified in the users manual.</p>																														

6.2 Antenna requirement

Standard requirement:	FCC Part 15 C Section 15.203
<p>15.203 requirement: An intentional radiator shall be designed to ensure that no antenna other than that furnished by the responsible party shall be used with the device. The use of a permanently attached antenna or of an antenna that uses a unique coupling to the intentional radiator, the manufacturer may design the unit so that a broken antenna can be replaced by the user, but the use of a standard antenna jack or electrical connector is prohibited.</p>	
E.U.T Antenna:	
<p>The Wi-Fi antenna is an Internal antenna which cannot replace by end-user, the best case antenna gain: ANT1 is -0.9 dBi and ANT2 is -0.9 dBi. See product internal photos for details.</p>	

6.3 AC Power Line Conducted Emission

Product name:	Mobile Phone	Product model:	X676C
Test by:	Mike	Test mode:	5G Wi-Fi mode
Test frequency:	150 kHz ~ 30 MHz	Phase:	Line
Test voltage:	AC 120 V/60 Hz		



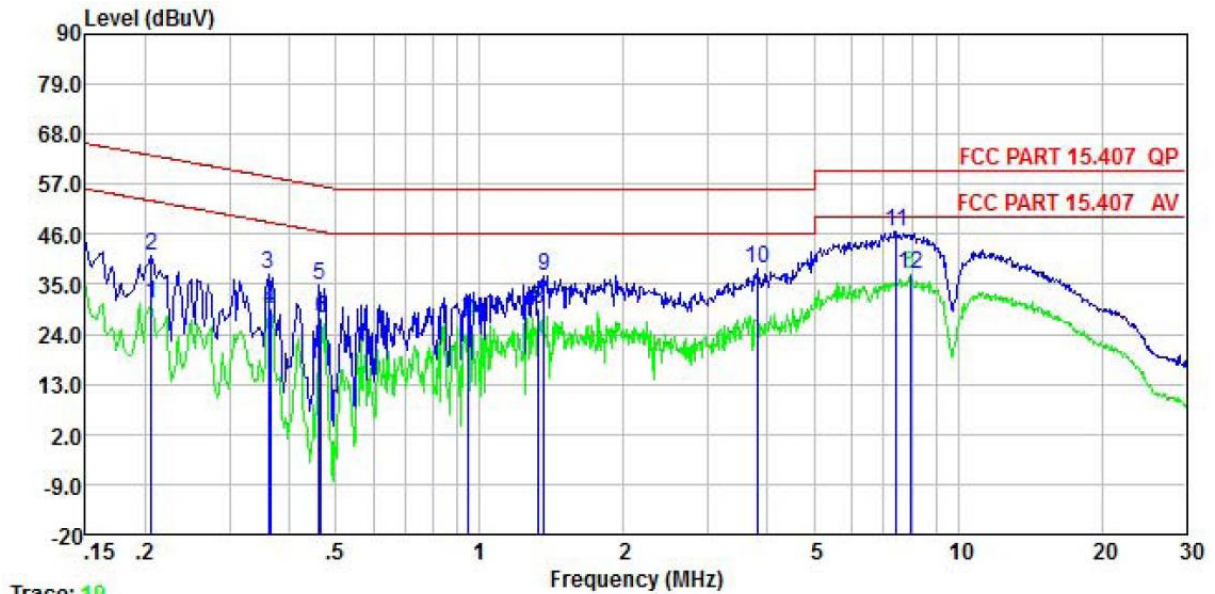
Trace: 17

	Freq	Read Level	LISN Factor	Cable Loss	Level	Limit Line	Over Limit	Remark
	MHz	dBuV	dB	dB	dBuV	dBuV	dB	
1	0.154	35.48	0.04	0.01	35.53	55.78	-20.25	Average
2	0.178	45.48	0.04	0.01	45.53	64.59	-19.06	QP
3	0.350	34.10	0.04	0.02	34.16	48.96	-14.80	Average
4	0.358	40.28	0.04	0.02	40.34	58.78	-18.44	QP
5	0.461	38.77	0.04	0.03	38.84	56.67	-17.83	QP
6	0.471	34.73	0.04	0.03	34.80	46.49	-11.69	Average
7	0.890	27.59	0.05	0.04	27.68	46.00	-18.32	Average
8	1.269	27.14	0.06	0.10	27.30	46.00	-18.70	Average
9	1.303	32.99	0.06	0.11	33.16	56.00	-22.84	QP
10	2.396	38.52	0.08	0.15	38.75	56.00	-17.25	QP
11	7.100	36.84	0.15	0.10	37.09	50.00	-12.91	Average
12	7.566	47.30	0.16	0.10	47.56	60.00	-12.44	QP

Remark:

1. Level = Read level + LISN Factor + Cable Loss.

Product name:	Mobile Phone	Product model:	X676C
Test by:	Mike	Test mode:	5G Wi-Fi mode
Test frequency:	150 kHz ~ 30 MHz	Phase:	Neutral
Test voltage:	AC 120 V/60 Hz		



Trace: 19

	Freq	Read Level	LISN Factor	Cable Loss	Level	Limit Line	Over Limit	Remark
	MHz	dBuV	dB	dB	dBuV	dBuV	dB	
1	0.206	30.50	0.04	0.04	30.58	53.36	-22.78	Average
2	0.206	41.16	0.04	0.04	41.24	63.36	-22.12	QP
3	0.361	37.13	0.04	0.02	37.19	58.69	-21.50	QP
4	0.365	29.62	0.04	0.03	29.69	48.61	-18.92	Average
5	0.461	34.93	0.04	0.03	35.00	56.67	-21.67	QP
6	0.466	27.41	0.04	0.03	27.48	46.58	-19.10	Average
7	0.948	26.44	0.05	0.05	26.54	46.00	-19.46	Average
8	1.331	29.22	0.05	0.12	29.39	46.00	-16.61	Average
9	1.367	36.65	0.05	0.12	36.82	56.00	-19.18	QP
10	3.799	38.20	0.09	0.08	38.37	56.00	-17.63	QP
11	7.446	46.42	0.15	0.10	46.67	60.00	-13.33	QP
12	7.935	37.08	0.16	0.10	37.34	50.00	-12.66	Average

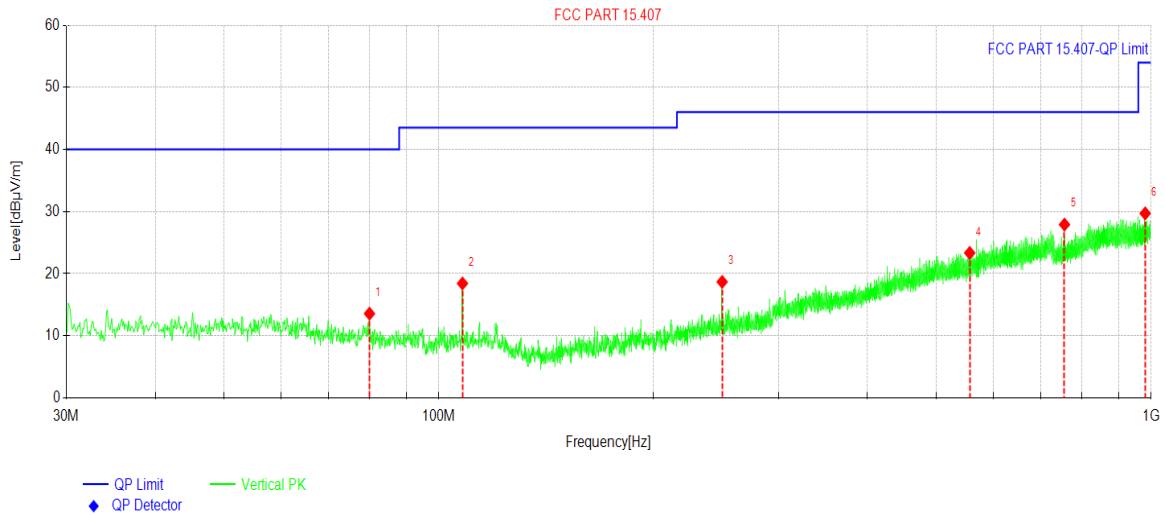
Remark:

1. Level = Read level + LISN Factor + Cable Loss.

6.4 Unwanted Emissions

Below 1GHz:

Product Name:	Mobile Phone	Product Model:	X676C
Test By:	Mike	Test mode:	5G Wi-Fi mode
Test Frequency:	30 MHz ~ 1 GHz	Polarization:	Vertical
Test Voltage:	DC 3.87V		

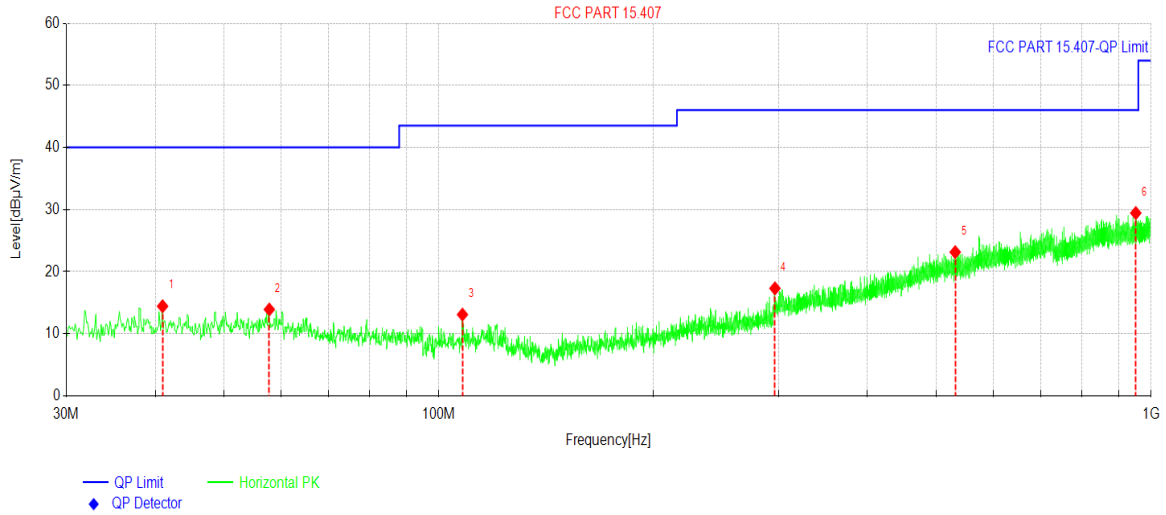


Suspected Data List								
NO.	Freq. [MHz]	Reading[dBµV/m]	Level [dBµV/m]	Factor [dB]	Limit [dBµV/m]	Margin [dB]	Angle [°]	Polarity
1	79.9600	30.92	13.57	-17.35	40.00	26.43	345	Vertical
2	107.995	34.37	18.43	-15.94	43.50	25.07	52	Vertical
3	250.018	32.47	18.68	-13.79	46.00	27.32	359	Vertical
4	556.471	30.00	23.34	-6.66	46.00	22.66	159	Vertical
5	756.117	31.59	27.91	-3.68	46.00	18.09	299	Vertical
6	981.471	30.58	29.70	-0.88	54.00	24.30	56	Vertical

Remark:

1. Level = Read level + Factor(Antenna Factor + Cable Loss – Pre-amplifier Factor).

Product Name:	Mobile Phone	Product Model:	X676C
Test By:	Mike	Test mode:	5G Wi-Fi mode
Test Frequency:	30 MHz ~ 1 GHz	Polarization:	Horizontal
Test Voltage:	DC 3.87V		



Suspected Data List								
NO.	Freq. [MHz]	Reading[dBµV/m]	Level [dBµV/m]	Factor [dB]	Limit [dBµV/m]	Margin [dB]	Angle [°]	Polarity
1	40.9621	29.01	14.44	-14.57	40.00	25.56	49	Horizontal
2	57.8418	28.77	13.92	-14.85	40.00	26.08	86	Horizontal
3	107.995	29.03	13.09	-15.94	43.50	30.41	254	Horizontal
4	296.582	30.08	17.31	-12.77	46.00	28.69	233	Horizontal
5	531.055	30.00	23.14	-6.86	46.00	22.86	62	Horizontal
6	951.980	30.40	29.44	-0.96	46.00	16.56	3	Horizontal

Remark:

1. Level = Read level + Factor(Antenna Factor + Cable Loss – Pre-amplifier Factor).

Above 1GHz

For ANT1:

Band 1: 5150 MHz - 5250 MHz, 802.11a						
Test channel: Lowest channel						
Detector: Peak Value						
Frequency (MHz)	Read Level (dBμV)	Factor (dB)	Level (dBμV/m)	Limit (dBμV/m)	Margin (dB)	Polarization
5150.00	44.77	15.49	60.26	74.00	13.74	Vertical
10360.00	52.79	5.48	58.27	68.20	9.93	Vertical
5150.00	43.83	15.49	59.32	74.00	14.68	Horizontal
10360.00	52.99	5.48	58.47	68.20	9.73	Horizontal
Detector: Average Value						
Frequency (MHz)	Read Level (dBμV)	Factor (dB)	Level (dBμV/m)	Limit (dBμV/m)	Margin (dB)	Polarization
5150.00	31.55	15.49	47.04	54.00	6.96	Vertical
5150.00	31.54	15.49	47.03	54.00	6.97	Horizontal
Test channel: Middle channel						
Detector: Peak Value						
Frequency (MHz)	Read Level (dBμV)	Factor (dB)	Level (dBμV/m)	Limit (dBμV/m)	Margin (dB)	Polarization
10400.00	52.16	5.31	57.47	68.20	10.73	Vertical
10400.00	52.85	5.31	58.16	68.20	10.04	Horizontal
Test channel: Highest channel						
Detector: Peak Value						
Frequency (MHz)	Read Level (dBμV)	Factor (dB)	Level (dBμV/m)	Limit (dBμV/m)	Margin (dB)	Polarization
5350.00	35.44	16.44	51.88	74.00	22.12	Vertical
10480.00	52.67	5.98	58.65	68.20	9.55	Vertical
5350.00	34.55	16.44	50.99	74.00	23.01	Horizontal
10480.00	52.83	5.98	58.81	68.20	9.39	Horizontal
Detector: Average Value						
Frequency (MHz)	Read Level (dBμV)	Factor (dB)	Level (dBμV/m)	Limit (dBμV/m)	Margin (dB)	Polarization
5350.00	24.47	16.44	40.91	54.00	13.09	Vertical
5350.00	24.49	16.44	40.93	54.00	13.07	Horizontal
Remark:						
1. Level = Read level + Factor.						

Band 1: 5150 MHz - 5250 MHz, 802.11n-HT20						
Test channel: Lowest channel						
Detector: Peak Value						
Frequency (MHz)	Read Level (dBμV)	Factor (dB)	Level (dBμV/m)	Limit (dBμV/m)	Margin (dB)	Polarization
5150.00	44.43	15.49	59.92	74.00	14.08	Vertical
10360.00	52.66	5.48	58.14	68.20	10.06	Vertical
5150.00	44.13	15.49	59.62	74.00	14.38	Horizontal
10360.00	53.20	5.48	58.68	68.20	9.52	Horizontal
Detector: Average Value						
Frequency (MHz)	Read Level (dBμV)	Factor (dB)	Level (dBμV/m)	Limit (dBμV/m)	Margin (dB)	Polarization
5150.00	31.74	15.49	47.23	54.00	6.77	Vertical
5150.00	31.88	15.49	47.37	54.00	6.63	Horizontal
Test channel: Middle channel						
Detector: Peak Value						
Frequency (MHz)	Read Level (dBμV)	Factor (dB)	Level (dBμV/m)	Limit (dBμV/m)	Margin (dB)	Polarization
10400.00	52.48	5.31	57.79	68.20	10.41	Vertical
10400.00	52.53	5.31	57.84	68.20	10.36	Horizontal
Test channel: Highest channel						
Detector: Peak Value						
Frequency (MHz)	Read Level (dBμV)	Factor (dB)	Level (dBμV/m)	Limit (dBμV/m)	Margin (dB)	Polarization
5350.00	35.36	16.44	51.80	74.00	22.20	Vertical
10480.00	52.43	5.98	58.41	68.20	9.79	Vertical
5350.00	34.12	16.44	50.56	74.00	23.44	Horizontal
10480.00	53.04	5.98	59.02	68.20	9.18	Horizontal
Detector: Average Value						
Frequency (MHz)	Read Level (dBμV)	Factor (dB)	Level (dBμV/m)	Limit (dBμV/m)	Margin (dB)	Polarization
5350.00	24.85	16.44	41.29	54.00	12.71	Vertical
5350.00	24.74	16.44	41.18	54.00	12.82	Horizontal
Remark:						
1. Level = Read level + Factor.						

Band 1: 5150 MHz - 5250 MHz, 802.11n-HT40						
Test channel: Lowest channel						
Detector: Peak Value						
Frequency (MHz)	Read Level (dB μ V)	Factor (dB)	Level (dB μ V/m)	Limit (dB μ V/m)	Margin (dB)	Polarization
5150.00	46.07	15.49	61.56	74.00	12.44	Vertical
10380.00	51.46	5.39	56.85	68.20	11.35	Vertical
5150.00	44.29	15.49	59.78	74.00	14.22	Horizontal
10380.00	51.40	5.39	56.79	68.20	11.41	Horizontal
Detector: Average Value						
Frequency (MHz)	Read Level (dB μ V)	Factor (dB)	Level (dB μ V/m)	Limit (dB μ V/m)	Margin (dB)	Polarization
5150.00	30.15	15.49	45.64	54.00	8.36	Vertical
5150.00	30.56	15.49	46.05	54.00	7.95	Horizontal
Test channel: Highest channel						
Detector: Peak Value						
Frequency (MHz)	Read Level (dB μ V)	Factor (dB)	Level (dB μ V/m)	Limit (dB μ V/m)	Margin (dB)	Polarization
5350.00	34.11	16.44	50.55	74.00	23.45	Vertical
10460.00	51.49	5.81	57.30	68.20	10.90	Vertical
5350.00	34.02	16.44	50.46	74.00	23.54	Horizontal
10460.00	52.33	5.81	58.14	68.20	10.06	Horizontal
Detector: Average Value						
Frequency (MHz)	Read Level (dB μ V)	Factor (dB)	Level (dB μ V/m)	Limit (dB μ V/m)	Margin (dB)	Polarization
5350.00	24.32	16.44	40.76	54.00	13.24	Vertical
5350.00	24.31	16.44	40.75	54.00	13.25	Horizontal
Remark:						
1. Level = Read level + Factor.						

Band 1: 5150 MHz - 5250 MHz, 802.11ac-VHT20						
Test channel: Lowest channel						
Detector: Peak Value						
Frequency (MHz)	Read Level (dBμV)	Factor (dB)	Level (dBμV/m)	Limit (dBμV/m)	Margin (dB)	Polarization
5150.00	45.05	15.49	60.54	74.00	13.46	Vertical
10360.00	52.41	5.48	57.89	68.20	10.31	Vertical
5150.00	44.26	15.49	59.75	74.00	14.25	Horizontal
10360.00	52.73	5.48	58.21	68.20	9.99	Horizontal
Detector: Average Value						
Frequency (MHz)	Read Level (dBμV)	Factor (dB)	Level (dBμV/m)	Limit (dBμV/m)	Margin (dB)	Polarization
5150.00	32.02	15.49	47.51	54.00	6.49	Vertical
5150.00	31.96	15.49	47.45	54.00	6.55	Horizontal
Test channel: Middle channel						
Detector: Peak Value						
Frequency (MHz)	Read Level (dBμV)	Factor (dB)	Level (dBμV/m)	Limit (dBμV/m)	Margin (dB)	Polarization
10400.00	52.41	5.31	57.72	68.20	10.48	Vertical
10400.00	52.37	5.31	57.68	68.20	10.52	Horizontal
Test channel: Highest channel						
Detector: Peak Value						
Frequency (MHz)	Read Level (dBμV)	Factor (dB)	Level (dBμV/m)	Limit (dBμV/m)	Margin (dB)	Polarization
5350.00	35.49	16.44	51.93	74.00	22.07	Vertical
10480.00	52.87	5.98	58.85	68.20	9.35	Vertical
5350.00	34.18	16.44	50.62	74.00	23.38	Horizontal
10480.00	53.29	5.98	59.27	68.20	8.93	Horizontal
Detector: Average Value						
Frequency (MHz)	Read Level (dBμV)	Factor (dB)	Level (dBμV/m)	Limit (dBμV/m)	Margin (dB)	Polarization
5350.00	24.44	16.44	40.88	54.00	13.12	Vertical
5350.00	24.31	16.44	40.75	54.00	13.25	Horizontal
Remark:						
1. Level = Read level + Factor.						

Band 1: 5150 MHz - 5250 MHz, 802.11ac-VHT40						
Test channel: Lowest channel						
Detector: Peak Value						
Frequency (MHz)	Read Level (dB μ V)	Factor (dB)	Level (dB μ V/m)	Limit (dB μ V/m)	Margin (dB)	Polarization
5150.00	46.53	15.49	62.02	74.00	11.98	Vertical
10380.00	51.87	5.39	57.26	68.20	10.94	Vertical
5150.00	44.65	15.49	60.14	74.00	13.86	Horizontal
10380.00	51.19	5.39	56.58	68.20	11.62	Horizontal
Detector: Average Value						
Frequency (MHz)	Read Level (dB μ V)	Factor (dB)	Level (dB μ V/m)	Limit (dB μ V/m)	Margin (dB)	Polarization
5150.00	30.15	15.49	45.64	54.00	8.36	Vertical
5150.00	30.09	15.49	45.58	54.00	8.42	Horizontal
Test channel: Highest channel						
Detector: Peak Value						
Frequency (MHz)	Read Level (dB μ V)	Factor (dB)	Level (dB μ V/m)	Limit (dB μ V/m)	Margin (dB)	Polarization
5350.00	33.83	16.44	50.27	74.00	23.73	Vertical
10460.00	51.33	5.81	57.14	68.20	11.06	Vertical
5350.00	33.76	16.44	50.20	74.00	23.80	Horizontal
10460.00	52.77	5.81	58.58	68.20	9.62	Horizontal
Detector: Average Value						
Frequency (MHz)	Read Level (dB μ V)	Factor (dB)	Level (dB μ V/m)	Limit (dB μ V/m)	Margin (dB)	Polarization
5350.00	24.55	16.44	40.99	54.00	13.01	Vertical
5350.00	24.18	16.44	40.62	54.00	13.38	Horizontal
Remark:						
1. Level = Read level + Factor.						

Band 1: 5150 MHz - 5250 MHz, 802.11ac-VHT80						
Test channel: Middle channel						
Detector: Peak Value						
Frequency (MHz)	Read Level (dB μ V)	Factor (dB)	Level (dB μ V/m)	Limit (dB μ V/m)	Margin (dB)	Polarization
5150.00	46.04	15.49	61.53	74.00	12.47	Vertical
5350.00	34.33	16.44	50.77	74.00	23.23	Vertical
10420.00	52.19	5.48	57.67	68.20	10.53	Vertical
5150.00	50.12	15.49	65.61	74.00	8.39	Horizontal
5350.00	35.44	16.44	51.88	74.00	22.12	Horizontal
10420.00	52.14	5.48	57.62	68.20	10.58	Horizontal
Detector: Average Value						
Frequency (MHz)	Read Level (dB μ V)	Factor (dB)	Level (dB μ V/m)	Limit (dB μ V/m)	Margin (dB)	Polarization
5150.00	32.02	15.49	47.51	54.00	6.49	Vertical
5350.00	24.44	16.44	40.88	54.00	13.12	Vertical
5150.00	32.48	15.49	47.97	54.00	6.03	Horizontal
5350.00	24.40	16.44	40.84	54.00	13.16	Horizontal
Remark:						
1. Level = Read level + Factor.						

Band 4: 5725 MHz - 5825 MHz, 802.11a						
Test channel: Lowest channel						
Detector: Peak Value						
Frequency (MHz)	Read Level (dB μ V)	Factor (dB)	Level (dB μ V/m)	Limit (dB μ V/m)	Margin (dB)	Polarization
5650.00	39.95	17.02	56.97	68.20	11.23	Vertical
5700.00	41.85	17.13	58.98	105.20	46.22	Vertical
5720.00	45.60	17.21	62.81	110.80	47.99	Vertical
5725.00	54.73	17.23	71.96	122.20	50.24	Vertical
11490.00	50.84	7.21	58.05	74.00	15.95	Vertical
5650.00	39.88	17.02	56.90	68.20	11.30	Horizontal
5700.00	41.48	17.13	58.61	105.20	46.59	Horizontal
5720.00	48.81	17.21	66.02	110.80	44.78	Horizontal
5725.00	56.45	17.23	73.68	122.20	48.52	Horizontal
11490.00	51.15	7.21	58.36	74.00	15.64	Horizontal
Detector: Average Value						
Frequency (MHz)	Read Level (dB μ V)	Factor (dB)	Level (dB μ V/m)	Limit (dB μ V/m)	Margin (dB)	Polarization
11490.00	43.27	7.21	50.48	54.00	3.52	Vertical
11490.00	44.47	7.21	51.68	54.00	2.32	Horizontal
Test channel: Middle channel						
Detector: Peak Value						
Frequency (MHz)	Read Level (dB μ V)	Factor (dB)	Level (dB μ V/m)	Limit (dB μ V/m)	Margin (dB)	Polarization
11570.00	50.29	6.88	57.17	74.00	16.83	Vertical
11570.00	51.17	6.88	58.05	74.00	15.95	Horizontal
Detector: Average Value						
Frequency (MHz)	Read Level (dB μ V)	Factor (dB)	Level (dB μ V/m)	Limit (dB μ V/m)	Margin (dB)	Polarization
11570.00	43.28	6.88	50.16	54.00	3.84	Vertical
11570.00	43.59	6.88	50.47	54.00	3.53	Horizontal

Test channel: Highest channel						
Detector: Peak Value						
Frequency (MHz)	Read Level (dB μ V)	Factor (dB)	Level (dB μ V/m)	Limit (dB μ V/m)	Margin (dB)	Polarization
5850.00	42.22	17.55	59.77	122.20	62.43	Vertical
5855.00	39.94	17.55	57.49	110.80	53.31	Vertical
5875.00	39.66	17.57	57.23	105.20	47.97	Vertical
5925.00	39.99	17.37	57.36	68.20	10.84	Vertical
11650.00	50.19	7.09	57.28	74.00	16.72	Vertical
5850.00	42.35	17.55	59.90	122.20	62.30	Horizontal
5855.00	39.91	17.55	57.46	110.80	53.34	Horizontal
5875.00	39.59	17.57	57.16	105.20	48.04	Horizontal
5925.00	39.91	17.37	57.28	68.20	10.92	Horizontal
11650.00	51.08	7.09	58.17	74.00	15.83	Horizontal
Detector: Average Value						
Frequency (MHz)	Read Level (dB μ V)	Factor (dB)	Level (dB μ V/m)	Limit (dB μ V/m)	Margin (dB)	Polarization
11650.00	42.33	7.09	49.42	54.00	4.58	Vertical
11650.00	41.49	7.09	48.58	54.00	5.42	Horizontal
Remark:						
1. Level = Read level + Factor.						

Band 4: 5725 MHz - 5825 MHz, 802.11n-HT20						
Test channel: Lowest channel						
Detector: Peak Value						
Frequency (MHz)	Read Level (dB μ V)	Factor (dB)	Level (dB μ V/m)	Limit (dB μ V/m)	Margin (dB)	Polarization
5650.00	39.46	17.02	56.48	68.20	11.72	Vertical
5700.00	42.05	17.13	59.18	105.20	46.02	Vertical
5720.00	45.35	17.21	62.56	110.80	48.24	Vertical
5725.00	55.03	17.23	72.26	122.20	49.94	Vertical
11490.00	50.72	7.21	57.93	74.00	16.07	Vertical
5650.00	39.62	17.02	56.64	68.20	11.56	Horizontal
5700.00	41.13	17.13	58.26	105.20	46.94	Horizontal
5720.00	48.69	17.21	65.90	110.80	44.90	Horizontal
5725.00	56.76	17.23	73.99	122.20	48.21	Horizontal
11490.00	50.85	7.21	58.06	74.00	15.94	Horizontal
Detector: Average Value						
Frequency (MHz)	Read Level (dB μ V)	Factor (dB)	Level (dB μ V/m)	Limit (dB μ V/m)	Margin (dB)	Polarization
11490.00	43.71	7.21	50.92	54.00	3.08	Vertical
11490.00	44.32	7.21	51.53	54.00	2.47	Horizontal
Test channel: Middle channel						
Detector: Peak Value						
Frequency (MHz)	Read Level (dB μ V)	Factor (dB)	Level (dB μ V/m)	Limit (dB μ V/m)	Margin (dB)	Polarization
11570.00	50.34	6.88	57.22	74.00	16.78	Vertical
11570.00	50.72	6.88	57.60	74.00	16.40	Horizontal
Detector: Average Value						
Frequency (MHz)	Read Level (dB μ V)	Factor (dB)	Level (dB μ V/m)	Limit (dB μ V/m)	Margin (dB)	Polarization
11570.00	43.50	6.88	50.38	54.00	3.62	Vertical
11570.00	43.26	6.88	50.14	54.00	3.86	Horizontal

Test channel: Highest channel						
Detector: Peak Value						
Frequency (MHz)	Read Level (dB μ V)	Factor (dB)	Level (dB μ V/m)	Limit (dB μ V/m)	Margin (dB)	Polarization
5850.00	42.43	17.55	59.98	122.20	62.22	Vertical
5855.00	39.56	17.55	57.11	110.80	53.69	Vertical
5875.00	39.82	17.57	57.39	105.20	47.81	Vertical
5925.00	39.70	17.37	57.07	68.20	11.13	Vertical
11650.00	50.48	7.09	57.57	74.00	16.43	Vertical
5850.00	42.65	17.55	60.20	122.20	62.00	Horizontal
5855.00	40.24	17.55	57.79	110.80	53.01	Horizontal
5875.00	39.88	17.57	57.45	105.20	47.75	Horizontal
5925.00	40.26	17.37	57.63	68.20	10.57	Horizontal
11650.00	51.20	7.09	58.29	74.00	15.71	Horizontal
Detector: Average Value						
Frequency (MHz)	Read Level (dB μ V)	Factor (dB)	Level (dB μ V/m)	Limit (dB μ V/m)	Margin (dB)	Polarization
11650.00	42.16	7.09	49.25	54.00	4.75	Vertical
11650.00	42.59	7.09	49.68	54.00	4.32	Horizontal
Remark:						
1. Level = Read level + Factor.						

Band 4: 5725 MHz - 5825 MHz, 802.11n-HT40						
Test channel: Lowest channel						
Detector: Peak Value						
Frequency (MHz)	Read Level (dBμV)	Factor (dB)	Level (dBμV/m)	Limit (dBμV/m)	Margin (dB)	Polarization
5650.00	40.85	17.02	57.87	68.20	10.33	Vertical
5700.00	40.30	17.13	57.43	105.20	47.77	Vertical
5720.00	47.93	17.21	65.14	110.80	45.66	Vertical
5725.00	48.45	17.23	65.68	122.20	56.52	Vertical
11510.00	49.37	7.20	56.57	74.00	17.43	Vertical
5650.00	40.48	17.02	57.50	68.20	10.70	Horizontal
5700.00	41.72	17.13	58.85	105.20	46.35	Horizontal
5720.00	51.14	17.21	68.35	110.80	42.45	Horizontal
5725.00	52.98	17.23	70.21	122.20	51.99	Horizontal
11510.00	50.26	7.20	57.46	74.00	16.54	Horizontal
Detector: Average Value						
Frequency (MHz)	Read Level (dBμV)	Factor (dB)	Level (dBμV/m)	Limit (dBμV/m)	Margin (dB)	Polarization
11510.00	42.11	7.20	49.31	54.00	4.69	Vertical
11510.00	42.37	7.20	49.57	54.00	4.43	Horizontal
Test channel: Highest channel						
Detector: Peak Value						
Frequency (MHz)	Read Level (dBμV)	Factor (dB)	Level (dBμV/m)	Limit (dBμV/m)	Margin (dB)	Polarization
5850.00	39.82	17.55	57.37	122.20	64.83	Vertical
5855.00	40.17	17.55	57.72	110.80	53.08	Vertical
5875.00	39.05	17.57	56.62	105.20	48.58	Vertical
5925.00	39.25	17.37	56.62	68.20	11.58	Vertical
11590.00	49.26	6.77	56.03	74.00	17.97	Vertical
5850.00	39.74	17.55	57.29	122.20	64.91	Horizontal
5855.00	39.55	17.55	57.10	110.80	53.70	Horizontal
5875.00	39.20	17.57	56.77	105.20	48.43	Horizontal
5925.00	39.79	17.37	57.16	68.20	11.04	Horizontal
11590.00	50.38	6.77	57.15	74.00	16.85	Horizontal
Detector: Average Value						
Frequency (MHz)	Read Level (dBμV)	Factor (dB)	Level (dBμV/m)	Limit (dBμV/m)	Margin (dB)	Polarization
11590.00	42.09	6.77	48.86	54.00	5.14	Vertical
11590.00	42.25	6.77	49.02	54.00	4.98	Horizontal
Remark:						
1. Level = Read level + Factor.						

Band 4: 5725 MHz - 5825 MHz, 8802.11ac-VHT20						
Test channel: Lowest channel						
Detector: Peak Value						
Frequency (MHz)	Read Level (dBμV)	Factor (dB)	Level (dBμV/m)	Limit (dBμV/m)	Margin (dB)	Polarization
5650.00	40.20	17.02	57.22	68.20	10.98	Vertical
5700.00	42.05	17.13	59.18	105.20	46.02	Vertical
5720.00	45.35	17.21	62.56	110.80	48.24	Vertical
5725.00	54.52	17.23	71.75	122.20	50.45	Vertical
11490.00	50.74	7.21	57.95	74.00	16.05	Vertical
5650.00	39.99	17.02	57.01	68.20	11.19	Horizontal
5700.00	41.44	17.13	58.57	105.20	46.63	Horizontal
5720.00	48.74	17.21	65.95	110.80	44.85	Horizontal
5725.00	56.81	17.23	74.04	122.20	48.16	Horizontal
11490.00	51.41	7.21	58.62	74.00	15.38	Horizontal
Detector: Average Value						
Frequency (MHz)	Read Level (dBμV)	Factor (dB)	Level (dBμV/m)	Limit (dBμV/m)	Margin (dB)	Polarization
11490.00	43.12	7.21	50.33	54.00	3.67	Vertical
11490.00	44.87	7.21	52.08	54.00	1.92	Horizontal
Test channel: Middle channel						
Detector: Peak Value						
Frequency (MHz)	Read Level (dBμV)	Factor (dB)	Level (dBμV/m)	Limit (dBμV/m)	Margin (dB)	Polarization
11570.00	50.27	6.88	57.15	74.00	16.85	Vertical
11570.00	50.80	6.88	57.68	74.00	16.32	Horizontal
Detector: Average Value						
Frequency (MHz)	Read Level (dBμV)	Factor (dB)	Level (dBμV/m)	Limit (dBμV/m)	Margin (dB)	Polarization
11570.00	43.10	6.88	49.98	54.00	4.02	Vertical
11570.00	43.42	6.88	50.30	54.00	3.70	Horizontal

Test channel: Highest channel						
Detector: Peak Value						
Frequency (MHz)	Read Level (dB μ V)	Factor (dB)	Level (dB μ V/m)	Limit (dB μ V/m)	Margin (dB)	Polarization
5850.00	41.84	17.55	59.39	122.20	62.81	Vertical
5855.00	40.08	17.55	57.63	110.80	53.17	Vertical
5875.00	39.23	17.57	56.80	105.20	48.40	Vertical
5925.00	39.75	17.37	57.12	68.20	11.08	Vertical
11650.00	49.96	7.09	57.05	74.00	16.95	Vertical
5850.00	42.56	17.55	60.11	122.20	62.09	Horizontal
5855.00	39.93	17.55	57.48	110.80	53.32	Horizontal
5875.00	39.98	17.57	57.55	105.20	47.65	Horizontal
5925.00	39.68	17.37	57.05	68.20	11.15	Horizontal
11650.00	50.71	7.09	57.80	74.00	16.20	Horizontal
Detector: Average Value						
Frequency (MHz)	Read Level (dB μ V)	Factor (dB)	Level (dB μ V/m)	Limit (dB μ V/m)	Margin (dB)	Polarization
11650.00	42.18	7.09	49.27	54.00	4.73	Vertical
11650.00	42.56	7.09	49.65	54.00	4.35	Horizontal
Remark:						
1. Level = Read level + Factor.						

Band 4: 5725 MHz - 5825 MHz, 802.11ac-VHT40						
Test channel: Lowest channel						
Detector: Peak Value						
Frequency (MHz)	Read Level (dB μ V)	Factor (dB)	Level (dB μ V/m)	Limit (dB μ V/m)	Margin (dB)	Polarization
5650.00	40.49	17.02	57.51	68.20	10.69	Vertical
5700.00	40.39	17.13	57.52	105.20	47.68	Vertical
5720.00	47.58	17.21	64.79	110.80	46.01	Vertical
5725.00	48.55	17.23	65.78	122.20	56.42	Vertical
11510.00	49.82	7.20	57.02	74.00	16.98	Vertical
5650.00	40.58	17.02	57.60	68.20	10.60	Horizontal
5700.00	41.89	17.13	59.02	105.20	46.18	Horizontal
5720.00	51.03	17.21	68.24	110.80	42.56	Horizontal
5725.00	53.12	17.23	70.35	122.20	51.85	Horizontal
11510.00	49.94	7.20	57.14	74.00	16.86	Horizontal
Detector: Average Value						
Frequency (MHz)	Read Level (dB μ V)	Factor (dB)	Level (dB μ V/m)	Limit (dB μ V/m)	Margin (dB)	Polarization
11510.00	42.15	7.20	49.35	54.00	4.65	Vertical
11510.00	42.38	7.20	49.58	54.00	4.42	Horizontal
Test channel: Highest channel						
Detector: Peak Value						
Frequency (MHz)	Read Level (dB μ V)	Factor (dB)	Level (dB μ V/m)	Limit (dB μ V/m)	Margin (dB)	Polarization
5850.00	40.23	17.55	57.78	122.20	64.42	Vertical
5855.00	39.85	17.55	57.40	110.80	53.40	Vertical
5875.00	38.88	17.57	56.45	105.20	48.75	Vertical
5925.00	38.79	17.37	56.16	68.20	12.04	Vertical
11590.00	49.09	6.77	55.86	74.00	18.14	Vertical
5850.00	39.38	17.55	56.93	122.20	65.27	Horizontal
5855.00	39.90	17.55	57.45	110.80	53.35	Horizontal
5875.00	39.42	17.57	56.99	105.20	48.21	Horizontal
5925.00	39.79	17.37	57.16	68.20	11.04	Horizontal
11590.00	50.74	6.77	57.51	74.00	16.49	Horizontal
Detector: Average Value						
Frequency (MHz)	Read Level (dB μ V)	Factor (dB)	Level (dB μ V/m)	Limit (dB μ V/m)	Margin (dB)	Polarization
11590.00	42.56	6.77	49.33	54.00	4.67	Vertical
11590.00	42.23	6.77	49.00	54.00	5.00	Horizontal

Remark:
1. Level = Read level + Factor.

Band 4: 5725 MHz - 5825 MHz, 802.11ac-VHT80						
Test channel: Lowest channel						
Detector: Peak Value						
Frequency (MHz)	Read Level (dB μ V)	Factor (dB)	Level (dB μ V/m)	Limit (dB μ V/m)	Margin (dB)	Polarization
5650.00	40.78	17.02	57.80	68.20	10.40	Vertical
5700.00	44.75	17.13	61.88	105.20	43.32	Vertical
5720.00	47.25	17.21	64.46	110.80	46.34	Vertical
5725.00	47.53	17.23	64.76	122.20	57.44	Vertical
5850.00	44.52	17.55	62.07	122.20	60.13	Vertical
5855.00	46.56	17.55	64.11	110.80	46.69	Vertical
5875.00	40.83	17.57	58.40	105.20	46.80	Vertical
5925.00	39.20	17.37	56.57	68.20	11.63	Vertical
11550.00	49.56	6.99	56.55	74.00	17.45	Vertical
5650.00	40.60	17.02	57.62	68.20	10.58	Horizontal
5700.00	45.79	17.13	62.92	105.20	42.28	Horizontal
5720.00	49.11	17.21	66.32	110.80	44.48	Horizontal
5725.00	51.53	17.23	68.76	122.20	53.44	Horizontal
5850.00	47.76	17.55	65.31	122.20	56.89	Horizontal
5855.00	46.87	17.55	64.42	110.80	46.38	Horizontal
5875.00	42.21	17.57	59.78	105.20	45.42	Horizontal
5925.00	39.58	17.37	56.95	68.20	11.25	Horizontal
11550.00	50.29	6.99	57.28	74.00	16.72	Horizontal
Detector: Average Value						
Frequency (MHz)	Read Level (dB μ V)	Factor (dB)	Level (dB μ V/m)	Limit (dB μ V/m)	Margin (dB)	Polarization
11550.00	42.19	6.99	49.18	54.00	4.82	Vertical
11550.00	42.53	6.99	49.52	54.00	4.48	Horizontal

For ANT2:

Band 1: 5150 MHz - 5250 MHz, 802.11a						
Test channel: Lowest channel						
Detector: Peak Value						
Frequency (MHz)	Read Level (dB μ V)	Factor (dB)	Level (dB μ V/m)	Limit (dB μ V/m)	Margin (dB)	Polarization
5150.00	35.76	15.49	51.25	74.00	22.75	Vertical
10360.00	51.53	5.48	57.01	68.20	11.19	Vertical
5150.00	35.49	15.49	50.98	74.00	23.02	Horizontal
10360.00	51.18	5.48	56.66	68.20	11.54	Horizontal
Detector: Average Value						
Frequency (MHz)	Read Level (dB μ V)	Factor (dB)	Level (dB μ V/m)	Limit (dB μ V/m)	Margin (dB)	Polarization
5150.00	25.71	15.49	41.20	54.00	12.80	Vertical
5150.00	25.28	15.49	40.77	54.00	13.23	Horizontal
Test channel: Middle channel						
Detector: Peak Value						
Frequency (MHz)	Read Level (dB μ V)	Factor (dB)	Level (dB μ V/m)	Limit (dB μ V/m)	Margin (dB)	Polarization
10400.00	51.22	5.31	56.53	68.20	11.67	Vertical
10400.00	51.34	5.31	56.65	68.20	11.55	Horizontal
Test channel: Highest channel						
Detector: Peak Value						
Frequency (MHz)	Read Level (dB μ V)	Factor (dB)	Level (dB μ V/m)	Limit (dB μ V/m)	Margin (dB)	Polarization
5350.00	35.51	16.44	51.95	74.00	22.05	Vertical
10480.00	51.96	5.98	57.94	68.20	10.26	Vertical
5350.00	35.48	16.44	51.92	74.00	22.08	Horizontal
10480.00	51.33	5.98	57.31	68.20	10.89	Horizontal
Detector: Average Value						
Frequency (MHz)	Read Level (dB μ V)	Factor (dB)	Level (dB μ V/m)	Limit (dB μ V/m)	Margin (dB)	Polarization
5350.00	25.24	16.44	41.68	54.00	12.32	Vertical
5350.00	25.40	16.44	41.84	54.00	12.16	Horizontal
Remark:						
1. Level = Read level + Factor.						

Band 1: 5150 MHz - 5250 MHz, 802.11n-HT20						
Test channel: Lowest channel						
Detector: Peak Value						
Frequency (MHz)	Read Level (dB μ V)	Factor (dB)	Level (dB μ V/m)	Limit (dB μ V/m)	Margin (dB)	Polarization
5150.00	35.88	15.49	51.37	74.00	22.63	Vertical
10360.00	51.60	5.48	57.08	68.20	11.12	Vertical
5150.00	35.38	15.49	50.87	74.00	23.13	Horizontal
10360.00	51.23	5.48	56.71	68.20	11.49	Horizontal
Detector: Average Value						
Frequency (MHz)	Read Level (dB μ V)	Factor (dB)	Level (dB μ V/m)	Limit (dB μ V/m)	Margin (dB)	Polarization
5150.00	26.10	15.49	41.59	54.00	12.41	Vertical
5150.00	25.14	15.49	40.63	54.00	13.37	Horizontal
Test channel: Middle channel						
Detector: Peak Value						
Frequency (MHz)	Read Level (dB μ V)	Factor (dB)	Level (dB μ V/m)	Limit (dB μ V/m)	Margin (dB)	Polarization
10400.00	51.14	5.31	56.45	68.20	11.75	Vertical
10400.00	51.56	5.31	56.87	68.20	11.33	Horizontal
Test channel: Highest channel						
Detector: Peak Value						
Frequency (MHz)	Read Level (dB μ V)	Factor (dB)	Level (dB μ V/m)	Limit (dB μ V/m)	Margin (dB)	Polarization
5350.00	35.41	16.44	51.85	74.00	22.15	Vertical
10480.00	51.83	5.98	57.81	68.20	10.39	Vertical
5350.00	35.79	16.44	52.23	74.00	21.77	Horizontal
10480.00	50.93	5.98	56.91	68.20	11.29	Horizontal
Detector: Average Value						
Frequency (MHz)	Read Level (dB μ V)	Factor (dB)	Level (dB μ V/m)	Limit (dB μ V/m)	Margin (dB)	Polarization
5350.00	24.91	16.44	41.35	54.00	12.65	Vertical
5350.00	25.84	16.44	42.28	54.00	11.72	Horizontal
Remark:						
1. Level = Read level + Factor.						

Band 1: 5150 MHz - 5250 MHz, 802.11n-HT40						
Test channel: Lowest channel						
Detector: Peak Value						
Frequency (MHz)	Read Level (dB μ V)	Factor (dB)	Level (dB μ V/m)	Limit (dB μ V/m)	Margin (dB)	Polarization
5150.00	46.77	15.49	62.26	74.00	11.74	Vertical
10380.00	50.26	5.39	55.65	68.20	12.55	Vertical
5150.00	44.76	15.49	60.25	74.00	13.75	Horizontal
10380.00	51.33	5.39	56.72	68.20	11.48	Horizontal
Detector: Average Value						
Frequency (MHz)	Read Level (dB μ V)	Factor (dB)	Level (dB μ V/m)	Limit (dB μ V/m)	Margin (dB)	Polarization
5150.00	27.92	15.49	43.41	54.00	10.59	Vertical
5150.00	27.16	15.49	42.65	54.00	11.35	Horizontal
Test channel: Highest channel						
Detector: Peak Value						
Frequency (MHz)	Read Level (dB μ V)	Factor (dB)	Level (dB μ V/m)	Limit (dB μ V/m)	Margin (dB)	Polarization
5350.00	46.36	16.44	62.80	74.00	11.20	Vertical
10460.00	49.81	5.81	55.62	68.20	12.58	Vertical
5350.00	44.85	16.44	61.29	74.00	12.71	Horizontal
10460.00	51.33	5.81	57.14	68.20	11.06	Horizontal
Detector: Average Value						
Frequency (MHz)	Read Level (dB μ V)	Factor (dB)	Level (dB μ V/m)	Limit (dB μ V/m)	Margin (dB)	Polarization
5350.00	28.31	16.44	44.75	54.00	9.25	Vertical
5350.00	27.13	16.44	43.57	54.00	10.43	Horizontal
Remark:						
1. Level = Read level + Factor.						

Band 1: 5150 MHz - 5250 MHz, 802.11ac-VHT20						
Test channel: Lowest channel						
Detector: Peak Value						
Frequency (MHz)	Read Level (dBμV)	Factor (dB)	Level (dBμV/m)	Limit (dBμV/m)	Margin (dB)	Polarization
5150.00	36.15	15.49	51.64	74.00	22.36	Vertical
10360.00	51.72	5.48	57.20	68.20	11.00	Vertical
5150.00	35.49	15.49	50.98	74.00	23.02	Horizontal
10360.00	50.84	5.48	56.32	68.20	11.88	Horizontal
Detector: Average Value						
Frequency (MHz)	Read Level (dBμV)	Factor (dB)	Level (dBμV/m)	Limit (dBμV/m)	Margin (dB)	Polarization
5150.00	25.54	15.49	41.03	54.00	12.97	Vertical
5150.00	25.10	15.49	40.59	54.00	13.41	Horizontal
Test channel: Middle channel						
Detector: Peak Value						
Frequency (MHz)	Read Level (dBμV)	Factor (dB)	Level (dBμV/m)	Limit (dBμV/m)	Margin (dB)	Polarization
10400.00	51.35	5.31	56.66	68.20	11.54	Vertical
10400.00	51.32	5.31	56.63	68.20	11.57	Horizontal
Test channel: Highest channel						
Detector: Peak Value						
Frequency (MHz)	Read Level (dBμV)	Factor (dB)	Level (dBμV/m)	Limit (dBμV/m)	Margin (dB)	Polarization
5350.00	35.78	16.44	52.22	74.00	21.78	Vertical
10480.00	52.41	5.98	58.39	68.20	9.81	Vertical
5350.00	35.45	16.44	51.89	74.00	22.11	Horizontal
10480.00	51.19	5.98	57.17	68.20	11.03	Horizontal
Detector: Average Value						
Frequency (MHz)	Read Level (dBμV)	Factor (dB)	Level (dBμV/m)	Limit (dBμV/m)	Margin (dB)	Polarization
5350.00	25.32	16.44	41.76	54.00	12.24	Vertical
5350.00	25.48	16.44	41.92	54.00	12.08	Horizontal
Remark:						
1. Level = Read level + Factor.						

Band 1: 5150 MHz - 5250 MHz, 802.11ac-VHT40						
Test channel: Lowest channel						
Detector: Peak Value						
Frequency (MHz)	Read Level (dB μ V)	Factor (dB)	Level (dB μ V/m)	Limit (dB μ V/m)	Margin (dB)	Polarization
5150.00	46.94	15.49	62.43	74.00	11.57	Vertical
10380.00	50.41	5.39	55.80	68.20	12.40	Vertical
5150.00	44.62	15.49	60.11	74.00	13.89	Horizontal
10380.00	51.21	5.39	56.60	68.20	11.60	Horizontal
Detector: Average Value						
Frequency (MHz)	Read Level (dB μ V)	Factor (dB)	Level (dB μ V/m)	Limit (dB μ V/m)	Margin (dB)	Polarization
5150.00	27.88	15.49	43.37	54.00	10.63	Vertical
5150.00	26.88	15.49	42.37	54.00	11.63	Horizontal
Test channel: Highest channel						
Detector: Peak Value						
Frequency (MHz)	Read Level (dB μ V)	Factor (dB)	Level (dB μ V/m)	Limit (dB μ V/m)	Margin (dB)	Polarization
5350.00	46.74	16.44	63.18	74.00	10.82	Vertical
10460.00	50.85	5.81	56.66	68.20	11.54	Vertical
5350.00	44.54	16.44	60.98	74.00	13.02	Horizontal
10460.00	51.65	5.81	57.46	68.20	10.74	Horizontal
Detector: Average Value						
Frequency (MHz)	Read Level (dB μ V)	Factor (dB)	Level (dB μ V/m)	Limit (dB μ V/m)	Margin (dB)	Polarization
5350.00	27.40	16.44	43.84	54.00	10.16	Vertical
5350.00	26.71	16.44	43.15	54.00	10.85	Horizontal
Remark:						
1. Level = Read level + Factor.						

Band 1: 5150 MHz - 5250 MHz, 802.11ac-VHT80						
Test channel: Middle channel						
Detector: Peak Value						
Frequency (MHz)	Read Level (dBμV)	Factor (dB)	Level (dBμV/m)	Limit (dBμV/m)	Margin (dB)	Polarization
5150.00	46.56	15.49	62.05	74.00	11.95	Vertical
5350.00	35.12	16.44	51.56	74.00	22.44	Vertical
10420.00	50.29	5.48	55.77	68.20	12.43	Vertical
5150.00	43.76	15.49	59.25	74.00	14.75	Horizontal
5350.00	34.27	16.44	50.71	74.00	23.29	Horizontal
10420.00	50.17	5.48	55.65	68.20	12.55	Horizontal
Detector: Average Value						
Frequency (MHz)	Read Level (dBμV)	Factor (dB)	Level (dBμV/m)	Limit (dBμV/m)	Margin (dB)	Polarization
5150.00	30.64	15.49	46.13	54.00	7.87	Vertical
5350.00	25.02	16.44	41.46	54.00	12.54	Vertical
5150.00	29.27	15.49	44.76	54.00	9.24	Horizontal
5350.00	24.51	16.44	40.95	54.00	13.05	Horizontal
Remark:						
1. Level = Read level + Factor.						

Band 4: 5725 MHz - 5825 MHz, 802.11a						
Test channel: Lowest channel						
Detector: Peak Value						
Frequency (MHz)	Read Level (dB μ V)	Factor (dB)	Level (dB μ V/m)	Limit (dB μ V/m)	Margin (dB)	Polarization
5650.00	40.91	17.02	57.93	68.20	10.27	Vertical
5700.00	40.71	17.13	57.84	105.20	47.36	Vertical
5720.00	44.67	17.21	61.88	110.80	48.92	Vertical
5725.00	53.93	17.23	71.16	122.20	51.04	Vertical
11490.00	51.69	7.21	58.90	74.00	15.10	Vertical
5650.00	40.26	17.02	57.28	68.20	10.92	Horizontal
5700.00	40.79	17.13	57.92	105.20	47.28	Horizontal
5720.00	40.48	17.21	57.69	110.80	53.11	Horizontal
5725.00	45.43	17.23	62.66	122.20	59.54	Horizontal
11490.00	51.57	7.21	58.78	74.00	15.22	Horizontal
Detector: Average Value						
Frequency (MHz)	Read Level (dB μ V)	Factor (dB)	Level (dB μ V/m)	Limit (dB μ V/m)	Margin (dB)	Polarization
11490.00	43.30	7.21	50.51	54.00	3.49	Vertical
11490.00	43.48	7.21	50.69	54.00	3.31	Horizontal
Test channel: Middle channel						
Detector: Peak Value						
Frequency (MHz)	Read Level (dB μ V)	Factor (dB)	Level (dB μ V/m)	Limit (dB μ V/m)	Margin (dB)	Polarization
11570.00	53.57	6.88	60.45	74.00	13.55	Vertical
11570.00	51.24	6.88	58.12	74.00	15.88	Horizontal
Detector: Average Value						
Frequency (MHz)	Read Level (dB μ V)	Factor (dB)	Level (dB μ V/m)	Limit (dB μ V/m)	Margin (dB)	Polarization
11570.00	43.28	6.88	50.16	54.00	3.84	Vertical
11570.00	43.19	6.88	50.07	54.00	3.93	Horizontal

Test channel: Highest channel						
Detector: Peak Value						
Frequency (MHz)	Read Level (dBμV)	Factor (dB)	Level (dBμV/m)	Limit (dBμV/m)	Margin (dB)	Polarization
5850.00	46.13	17.55	63.68	122.20	58.52	Vertical
5855.00	40.31	17.55	57.86	110.80	52.94	Vertical
5875.00	39.36	17.57	56.93	105.20	48.27	Vertical
5925.00	39.15	17.37	56.52	68.20	11.68	Vertical
11650.00	53.32	7.09	60.41	74.00	13.59	Vertical
5850.00	43.46	17.55	61.01	122.20	61.19	Horizontal
5855.00	40.10	17.55	57.65	110.80	53.15	Horizontal
5875.00	38.55	17.57	56.12	105.20	49.08	Horizontal
5925.00	38.50	17.37	55.87	68.20	12.33	Horizontal
11650.00	51.11	7.09	58.20	74.00	15.80	Horizontal
Detector: Average Value						
Frequency (MHz)	Read Level (dBμV)	Factor (dB)	Level (dBμV/m)	Limit (dBμV/m)	Margin (dB)	Polarization
11650.00	43.26	7.09	50.35	54.00	3.65	Vertical
11650.00	42.79	7.09	49.88	54.00	4.12	Horizontal
Remark:						
1. Level = Read level + Factor.						

Band 4: 5725 MHz - 5825 MHz, 802.11n-HT20						
Test channel: Lowest channel						
Detector: Peak Value						
Frequency (MHz)	Read Level (dBμV)	Factor (dB)	Level (dBμV/m)	Limit (dBμV/m)	Margin (dB)	Polarization
5650.00	40.68	17.02	57.70	68.20	10.50	Vertical
5700.00	40.64	17.13	57.77	105.20	47.43	Vertical
5720.00	45.10	17.21	62.31	110.80	48.49	Vertical
5725.00	53.99	17.23	71.22	122.20	50.98	Vertical
11490.00	51.53	7.21	58.74	74.00	15.26	Vertical
5650.00	40.15	17.02	57.17	68.20	11.03	Horizontal
5700.00	41.20	17.13	58.33	105.20	46.87	Horizontal
5720.00	40.05	17.21	57.26	110.80	53.54	Horizontal
5725.00	45.15	17.23	62.38	122.20	59.82	Horizontal
11490.00	51.25	7.21	58.46	74.00	15.54	Horizontal
Detector: Average Value						
Frequency (MHz)	Read Level (dBμV)	Factor (dB)	Level (dBμV/m)	Limit (dBμV/m)	Margin (dB)	Polarization
11490.00	43.56	7.21	50.77	54.00	3.23	Vertical
11490.00	43.71	7.21	50.92	54.00	3.08	Horizontal
Test channel: Middle channel						
Detector: Peak Value						
Frequency (MHz)	Read Level (dBμV)	Factor (dB)	Level (dBμV/m)	Limit (dBμV/m)	Margin (dB)	Polarization
11570.00	53.22	6.88	60.10	74.00	13.90	Vertical
11570.00	51.57	6.88	58.45	74.00	15.55	Horizontal
Detector: Average Value						
Frequency (MHz)	Read Level (dBμV)	Factor (dB)	Level (dBμV/m)	Limit (dBμV/m)	Margin (dB)	Polarization
11570.00	43.53	6.88	50.41	54.00	3.59	Vertical
11570.00	43.09	6.88	49.97	54.00	4.03	Horizontal

Test channel: Highest channel						
Detector: Peak Value						
Frequency (MHz)	Read Level (dB μ V)	Factor (dB)	Level (dB μ V/m)	Limit (dB μ V/m)	Margin (dB)	Polarization
5850.00	48.16	17.55	65.71	122.20	56.49	Vertical
5855.00	44.73	17.55	62.28	110.80	48.52	Vertical
5875.00	40.09	17.57	57.66	105.20	47.54	Vertical
5925.00	40.09	17.37	57.46	68.20	10.74	Vertical
11650.00	53.27	7.09	60.36	74.00	13.64	Vertical
5850.00	41.98	17.55	59.53	122.20	62.67	Horizontal
5855.00	40.32	17.55	57.87	110.80	52.93	Horizontal
5875.00	39.05	17.57	56.62	105.20	48.58	Horizontal
5925.00	38.59	17.37	55.96	68.20	12.24	Horizontal
11650.00	51.29	7.09	58.38	74.00	15.62	Horizontal
Detector: Average Value						
Frequency (MHz)	Read Level (dB μ V)	Factor (dB)	Level (dB μ V/m)	Limit (dB μ V/m)	Margin (dB)	Polarization
11650.00	43.24	7.09	50.33	54.00	3.67	Vertical
11650.00	42.15	7.09	49.24	54.00	4.76	Horizontal
Remark:						
1. Level = Read level + Factor.						

Band 4: 5725 MHz - 5825 MHz, 802.11n-HT40						
Test channel: Lowest channel						
Detector: Peak Value						
Frequency (MHz)	Read Level (dBμV)	Factor (dB)	Level (dBμV/m)	Limit (dBμV/m)	Margin (dB)	Polarization
5650.00	40.85	17.02	57.87	68.20	10.33	Vertical
5700.00	40.30	17.13	57.43	105.20	47.77	Vertical
5720.00	47.93	17.21	65.14	110.80	45.66	Vertical
5725.00	48.45	17.23	65.68	122.20	56.52	Vertical
11510.00	51.23	7.20	58.43	74.00	15.57	Vertical
5650.00	40.48	17.02	57.50	68.20	10.70	Horizontal
5700.00	41.72	17.13	58.85	105.20	46.35	Horizontal
5720.00	51.14	17.21	68.35	110.80	42.45	Horizontal
5725.00	52.98	17.23	70.21	122.20	51.99	Horizontal
11510.00	51.29	7.20	58.49	74.00	15.51	Horizontal
Detector: Average Value						
Frequency (MHz)	Read Level (dBμV)	Factor (dB)	Level (dBμV/m)	Limit (dBμV/m)	Margin (dB)	Polarization
11510.00	42.32	7.20	49.52	54.00	4.48	Vertical
11510.00	42.47	7.20	49.67	54.00	4.33	Horizontal
Test channel: Highest channel						
Detector: Peak Value						
Frequency (MHz)	Read Level (dBμV)	Factor (dB)	Level (dBμV/m)	Limit (dBμV/m)	Margin (dB)	Polarization
5850.00	41.82	17.55	59.37	122.20	62.83	Vertical
5855.00	40.17	17.55	57.72	110.80	53.08	Vertical
5875.00	39.05	17.57	56.62	105.20	48.58	Vertical
5925.00	39.25	17.37	56.62	68.20	11.58	Vertical
11590.00	53.26	6.77	60.03	74.00	13.97	Vertical
5850.00	39.74	17.55	57.29	122.20	64.91	Horizontal
5855.00	39.55	17.55	57.10	110.80	53.70	Horizontal
5875.00	39.20	17.57	56.77	105.20	48.43	Horizontal
5925.00	39.79	17.37	57.16	68.20	11.04	Horizontal
11590.00	51.49	6.77	58.26	74.00	15.74	Horizontal
Detector: Average Value						
Frequency (MHz)	Read Level (dBμV)	Factor (dB)	Level (dBμV/m)	Limit (dBμV/m)	Margin (dB)	Polarization
11590.00	42.19	6.77	48.96	54.00	5.04	Vertical
11590.00	42.06	6.77	48.83	54.00	5.17	Horizontal
Remark:						
1. Level = Read level + Factor.						

Band 4: 5725 MHz - 5825 MHz, 8802.11ac-VHT20						
Test channel: Lowest channel						
Detector: Peak Value						
Frequency (MHz)	Read Level (dBμV)	Factor (dB)	Level (dBμV/m)	Limit (dBμV/m)	Margin (dB)	Polarization
5650.00	40.89	17.02	57.91	68.20	10.29	Vertical
5700.00	40.59	17.13	57.72	105.20	47.48	Vertical
5720.00	44.30	17.21	61.51	110.80	49.29	Vertical
5725.00	54.18	17.23	71.41	122.20	50.79	Vertical
11490.00	52.00	7.21	59.21	74.00	14.79	Vertical
5650.00	40.63	17.02	57.65	68.20	10.55	Horizontal
5700.00	40.66	17.13	57.79	105.20	47.41	Horizontal
5720.00	40.78	17.21	57.99	110.80	52.81	Horizontal
5725.00	45.89	17.23	63.12	122.20	59.08	Horizontal
11490.00	51.26	7.21	58.47	74.00	15.53	Horizontal
Detector: Average Value						
Frequency (MHz)	Read Level (dBμV)	Factor (dB)	Level (dBμV/m)	Limit (dBμV/m)	Margin (dB)	Polarization
11490.00	42.85	7.21	50.06	54.00	3.94	Vertical
11490.00	43.00	7.21	50.21	54.00	3.79	Horizontal
Test channel: Middle channel						
Detector: Peak Value						
Frequency (MHz)	Read Level (dBμV)	Factor (dB)	Level (dBμV/m)	Limit (dBμV/m)	Margin (dB)	Polarization
11570.00	53.51	6.88	60.39	74.00	13.61	Vertical
11570.00	50.84	6.88	57.72	74.00	16.28	Horizontal
Detector: Average Value						
Frequency (MHz)	Read Level (dBμV)	Factor (dB)	Level (dBμV/m)	Limit (dBμV/m)	Margin (dB)	Polarization
11570.00	43.29	6.88	50.17	54.00	3.83	Vertical
11570.00	42.03	6.88	48.91	54.00	5.09	Horizontal

Test channel: Highest channel						
Detector: Peak Value						
Frequency (MHz)	Read Level (dB μ V)	Factor (dB)	Level (dB μ V/m)	Limit (dB μ V/m)	Margin (dB)	Polarization
5850.00	46.05	17.55	63.60	122.20	58.60	Vertical
5855.00	40.38	17.55	57.93	110.80	52.87	Vertical
5875.00	39.44	17.57	57.01	105.20	48.19	Vertical
5925.00	38.86	17.37	56.23	68.20	11.97	Vertical
11650.00	53.81	7.09	60.90	74.00	13.10	Vertical
5850.00	43.00	17.55	60.55	122.20	61.65	Horizontal
5855.00	40.16	17.55	57.71	110.80	53.09	Horizontal
5875.00	38.77	17.57	56.34	105.20	48.86	Horizontal
5925.00	38.38	17.37	55.75	68.20	12.45	Horizontal
11650.00	50.95	7.09	58.04	74.00	15.96	Horizontal
Detector: Average Value						
Frequency (MHz)	Read Level (dB μ V)	Factor (dB)	Level (dB μ V/m)	Limit (dB μ V/m)	Margin (dB)	Polarization
11650.00	43.05	7.09	50.14	54.00	3.86	Vertical
11650.00	42.59	7.09	49.68	54.00	4.32	Horizontal
Remark:						
1. Level = Read level + Factor.						

Band 4: 5725 MHz - 5825 MHz, 802.11ac-VHT40						
Test channel: Lowest channel						
Detector: Peak Value						
Frequency (MHz)	Read Level (dBμV)	Factor (dB)	Level (dBμV/m)	Limit (dBμV/m)	Margin (dB)	Polarization
5650.00	40.50	17.02	57.52	68.20	10.68	Vertical
5700.00	40.63	17.13	57.76	105.20	47.44	Vertical
5720.00	47.47	17.21	64.68	110.80	46.12	Vertical
5725.00	48.29	17.23	65.52	122.20	56.68	Vertical
11510.00	51.65	7.20	58.85	74.00	15.15	Vertical
5650.00	40.49	17.02	57.51	68.20	10.69	Horizontal
5700.00	41.77	17.13	58.90	105.20	46.30	Horizontal
5720.00	51.04	17.21	68.25	110.80	42.55	Horizontal
5725.00	53.32	17.23	70.55	122.20	51.65	Horizontal
11510.00	51.38	7.20	58.58	74.00	15.42	Horizontal
Detector: Average Value						
Frequency (MHz)	Read Level (dBμV)	Factor (dB)	Level (dBμV/m)	Limit (dBμV/m)	Margin (dB)	Polarization
11510.00	42.43	7.20	49.63	54.00	4.37	Vertical
11510.00	42.02	7.20	49.22	54.00	4.78	Horizontal
Test channel: Highest channel						
Detector: Peak Value						
Frequency (MHz)	Read Level (dBμV)	Factor (dB)	Level (dBμV/m)	Limit (dBμV/m)	Margin (dB)	Polarization
5850.00	42.27	17.55	59.82	122.20	62.38	Vertical
5855.00	40.01	17.55	57.56	110.80	53.24	Vertical
5875.00	39.18	17.57	56.75	105.20	48.45	Vertical
5925.00	38.85	17.37	56.22	68.20	11.98	Vertical
11590.00	53.74	6.77	60.51	74.00	13.49	Vertical
5850.00	39.26	17.55	56.81	122.20	65.39	Horizontal
5855.00	39.48	17.55	57.03	110.80	53.77	Horizontal
5875.00	39.63	17.57	57.20	105.20	48.00	Horizontal
5925.00	39.98	17.37	57.35	68.20	10.85	Horizontal
11590.00	51.52	6.77	58.29	74.00	15.71	Horizontal
Detector: Average Value						
Frequency (MHz)	Read Level (dBμV)	Factor (dB)	Level (dBμV/m)	Limit (dBμV/m)	Margin (dB)	Polarization
11590.00	42.13	6.77	48.90	54.00	5.10	Vertical
11590.00	41.77	6.77	48.54	54.00	5.46	Horizontal
Remark:						
1. Level = Read level + Factor.						

Band 4: 5725 MHz - 5825 MHz, 802.11ac-VHT80						
Test channel: Lowest channel						
Detector: Peak Value						
Frequency (MHz)	Read Level (dB μ V)	Factor (dB)	Level (dB μ V/m)	Limit (dB μ V/m)	Margin (dB)	Polarization
5650.00	40.78	17.02	57.80	68.20	10.40	Vertical
5700.00	44.75	17.13	61.88	105.20	43.32	Vertical
5720.00	47.25	17.21	64.46	110.80	46.34	Vertical
5725.00	47.53	17.23	64.76	122.20	57.44	Vertical
5850.00	44.52	17.55	62.07	122.20	60.13	Vertical
5855.00	46.56	17.55	64.11	110.80	46.69	Vertical
5875.00	40.83	17.57	58.40	105.20	46.80	Vertical
5925.00	39.20	17.37	56.57	68.20	11.63	Vertical
11550.00	51.45	6.99	58.44	74.00	15.56	Vertical
5650.00	40.60	17.02	57.62	68.20	10.58	Horizontal
5700.00	45.79	17.13	62.92	105.20	42.28	Horizontal
5720.00	49.11	17.21	66.32	110.80	44.48	Horizontal
5725.00	51.53	17.23	68.76	122.20	53.44	Horizontal
5850.00	47.76	17.55	65.31	122.20	56.89	Horizontal
5855.00	46.87	17.55	64.42	110.80	46.38	Horizontal
5875.00	42.21	17.57	59.78	105.20	45.42	Horizontal
5925.00	39.58	17.37	56.95	68.20	11.25	Horizontal
11550.00	51.16	6.99	58.15	74.00	15.85	Horizontal
Detector: Average Value						
Frequency (MHz)	Read Level (dB μ V)	Factor (dB)	Level (dB μ V/m)	Limit (dB μ V/m)	Margin (dB)	Polarization
11550.00	42.13	6.99	49.12	54.00	4.88	Vertical
11550.00	42.25	6.99	49.24	54.00	4.76	Horizontal

-----End of report-----