
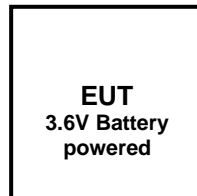



9 EUT Test Setup

9.1 Block Diagram

The following diagram shows basic EUT interconnections with cable type and cable lengths identified:



Conducted sample




Radiated sample

9.2 General Set-up Photograph

The following photograph shows basic EUT set-up:



30 MHz – 1 GHz



1 GHz - 26.5 GHz