




 <p>atch instruction</p>	<p>1.Download and installate Wherecom APP</p> <p>Way one : Scan the code to download ;</p>  <p>Way two : (1) iOS system: search and download"wherecom" in iOS market; (2) Android system: search and download "wherecom" in google play</p> <p>Way three : Visit <a href="http://www.wherecom.com">www.wherecom.com</a> to download.</p>	<p>2.Insert SIM card</p> <p>It supports GSM900/1800 or 850/1900. Make sure the SIM card can connect to the Internet and receive text message.</p>  <p>(1)SIM card type: Micro SIM card; (2)When insert, please let the SIM card chip is on upside like the picture show. (3)Restart the device after inserting the card; make sure the signal is normal. If the signal upper left is "x", please re- insert SIM card.</p>	<p>3.Open wherecom app and register an account</p> <p>(1) Enter your email and set password; (2) Get registration code and complete the registration.</p> <p>4.Binding with your mobile phone</p> <p>(1) Input or scan IMEI numbers of watch and SIM card mobile number that's preinstalled in watch, then submit. (2) Input the 4 digital verify code, which can find on the watch's LCD. It takes about 1 minute to get the code. After conform, you can set up device information (such as image, nickname, birthday date). Then you can see its information in main interface.</p>	<p>5.APP FAQ</p> <p>1.What operation system does the kid watch support? IOS supports 7.0 and above, Android 4.0 and above.</p> <p>2.What can I do if I did not receive the verification code when paring it with mobile phone? Need to confirm initially: (1) Is the signal of SIM card working normal? (2) If yes, does the SIM card receive message and connect with internet normally. (3) Is the IMEI number input same with the watch's ? Note three quick press the power button entry into the menu , and select the "IMEI" , then can double check the really IMEI no. Please contact our customer service people if all above are normal.</p> <p>3.What can I do if fail to scanning QR code to download APP? In case of failure in scanning QR code, try again in bright place or adjust the distance between camera lens and QR codes.</p>	 <p>Contact Us Customer service : 400-788-1230 Official Website: <a href="http://www.wherecom.com">www.wherecom.com</a></p>
---	---	---	--	---	--

<p>roduction</p>  <p>rt SIM card ush the SIM card slightly, SIM card will be eject.</p> <p>h's USB cable which inside the package to</p> <p>ne, Date, Battery, and Signal</p>	<p>④ Phone 1 Quick press to receive the call Long press with 2 seconds to quick dial the phone 1 in standby mode</p> <p>⑤ Power button Power on: Long press with 2s Power off: Long press with 2s End call: Quick press while a call coming Display time/date, signal/battery, GPS signal: Press once to change each time</p> <p>⑥ Phone 2 Quick press to receive the call Long press 2 seconds to quick dial phone 2 in standby mode</p> <p>⑦SOS alert Long press with 5 seconds, the app will get the SOS alert notification to all followers. Also it will get the 15 seconds voice record. What's more, if call back the watch within five minutes from the app, the watch will auto answer.</p> 	<p>7.FAQ</p> <p>Function and Use</p> <p>1.Wherecom kidfit watch can accept call, but can the watch call out? Kids watch have two way communication, can call out two phone numbers (phone1 and phone 2 ), which can set on the wherecom application. (Long press the phone1 or phone2 buttons for 3 seconds, then it will call the preset phone1 or phone2).</p> <p>2.What SIM card does the wherecom kid watch support? It supports GSM900/1800 or 850/1900 and the SIM card can connect to the Internet and receive text message.</p> <p>3.How does it achieve accurate position? With the dual-mode positioning technology of GPS and LBS, Wherecom kid watch is one of the most accurate GPS watches in the market. However, due to the limitation of civil GPS, plus high buildings and more obstructions in urban areas, there is a small rate of larger deviation. Consumers should not be lightly deceived by any advertisement of accurate positioning. Prevention is the key to care for kids safety.</p>	<p>4.How long is the standby time for kid watch? The kid watch's battery capacity is up to 600mAh-almost the top one. The standby time is related to tracking mode and position frequency. Normal standby time is more than 100 hours.</p> <p>5.Does the kid watch need network support when using the positioning function? The kid watch needs to use SIM card's data service, which will upload data to server, thus must have network .</p> <p>Wear and safety:</p> <p>1.What is the age range of kid watch? Target users are 4-12 years old children.</p> <p>2.Is the material safe and secure? The kid watch uses the silicone material that conforms to the Children's toys material safety standards in the European Union and China, thus there is no worry about safety wear.</p>	<p>3.How to clean the watch strap after being dirty. Please wipe it with a clean damp cloth, or wipe with little bit alcohol if dirty is not easy to remove.</p> <p>4.Does the radiation affect the children physical health? Our kid watch has no radiation and parents don't need to concern with this.</p> <p>5.Will watch battery explode when it is in high temperature or charging? Compared with the traditional lithium-ion battery, our kid watch use a battery that not easy to deform, but portable, durable and higher safety performance. The gel polymer lithium-ion battery used a special colloidal electrolyte, and it will prevent from explosion as battery internal will not produce air or gas even if the liquid boils. This type of battery showed perfect performance in dozens of reliability testing such as crash, acupuncture, crushing, and heating.</p>	<p>6.Is the kids watch waterproof? Our kids watch supports life water-resistant. It is ok for splashing water that produced by washing and playing, but cannot be washed and soaked.</p> <p>7.Is it normal to go heating when it is in charging? Yes, it is normal to get heat slightly.</p> <p>Warning</p> <p>1.Do not throw the device into water.</p> <p>2.Keep it away from the fire and high temperature.</p> <p>3.Please avoid children eating the tracker by mistake.</p> <p>4.Do not use other USB cable to charge the watch.</p> <p>5.The watch won't work if power off or out of service.</p>
--	--	---	---	---	---

FCC Caution.

15.19 Labelling requirements.

This device complies with part 15 of the FCC Rules. Operation is subject to the condition that this device does not cause harmful interference.

15.21 Information to user.

Any Changes or modifications not expressly approved by the party responsible for compliance could void the user's authority to operate the equipment.

Specific Absorption Rate (SAR) information:

This Smart Watch meets the government's requirements for exposure to radio waves. The guidelines are based on standards that were developed by independent scientific organizations through periodic and thorough evaluation of scientific studies. The standards include a substantial safety margin designed to assure the safety of all persons regardless of age or health.

FCC RF Exposure Information and Statement The SAR limit of FCC is 1.6 W/kg averaged over 1g of tissue for head and 4.0 W/kg (10g) for limb. Device types: dokiWatch has also been tested against this SAR limit. The highest SAR value reported under this standard during product certification for use at the mouth is 0.64 W/Kg(1g) and when properly worn on the limb is 1.10 W/Kg(10g). This device was tested for typical body-worn operations with back side , kept 0mm for limb and 1 0mm for mouth. To maintain compliance with FCC RF exposure requirements.

Body-worn Operation

This device was tested for typical body-worn operations. To comply with RF exposure requirements, the minimum separation distance of 0mm for limb and 10mm for mouth .

68\*53MM