


# Focalmax




## Portable Projector

### DP30A

## User Manual

Focalmax retains all rights to patents, trademarks, copyrights and other intellectual properties. Product features are subject to change without notice. The actual product may appear different from the images.

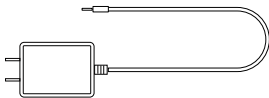
## List of Items



Fangle M1  
(X1)

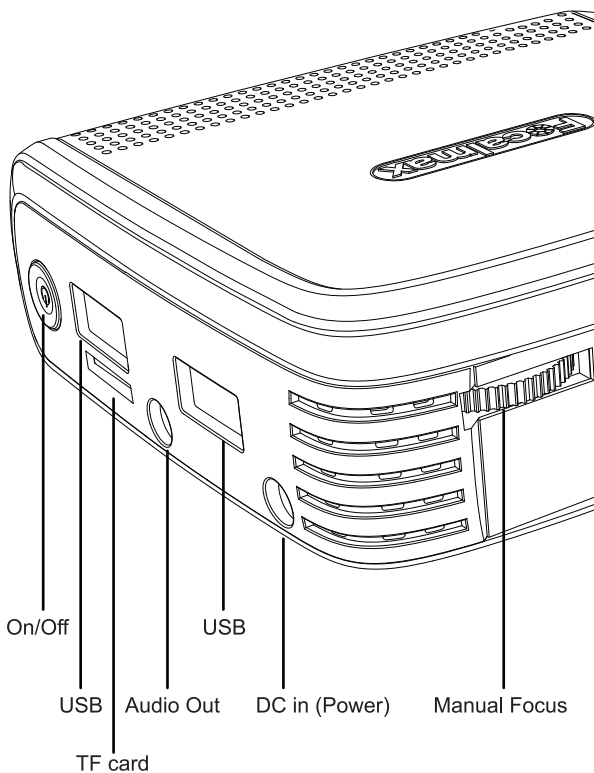


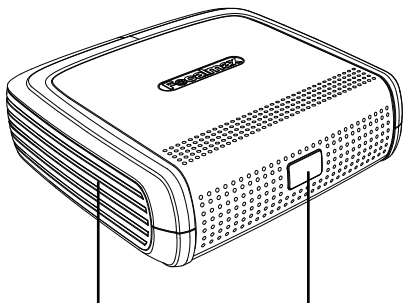
Remote Control  
(X1)



Power Adapter  
(X1)

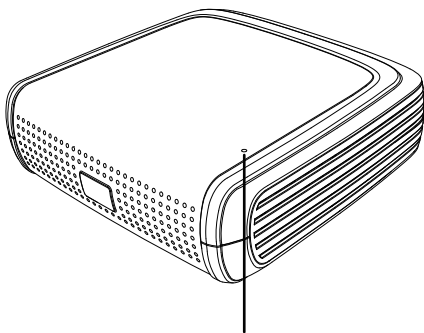
# Product Description





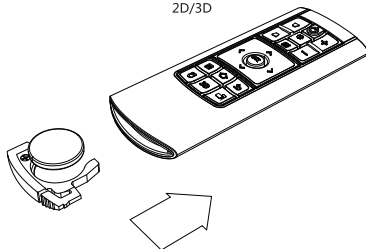
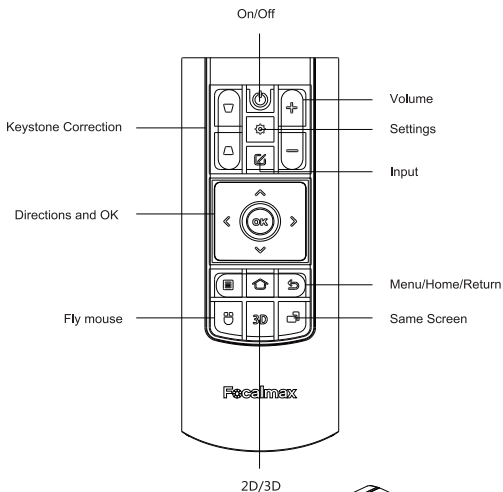
Heat Dissipation

Infrared




Reset

# Remote Control



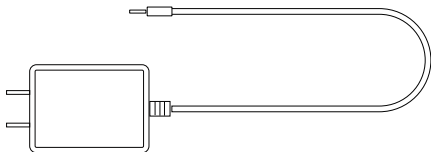
Note: If there is no response during use, please change the batteries.

# Power On Instruction




1

Connect to the power



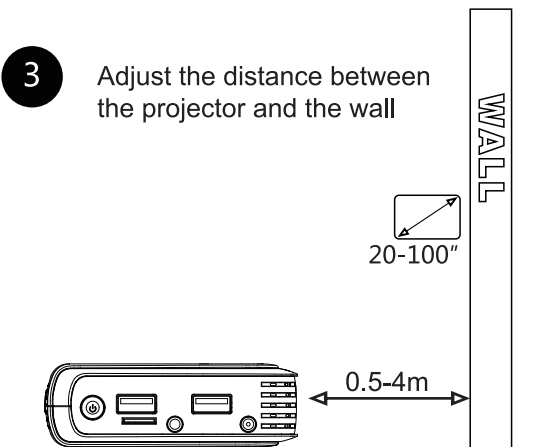
2

Press the power button to turn on the projector



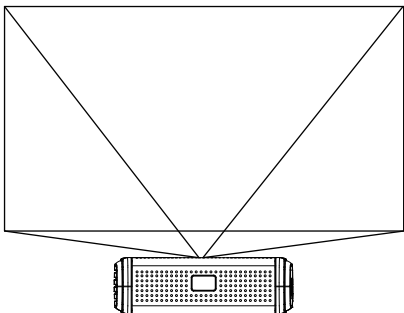
3

Adjust the distance between the projector and the wall



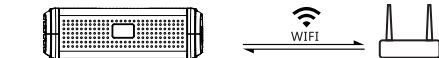
4

Adjust the focus



5

Connect to the network



Settings ➞ Wi-Fi ➞ Choose Wi-Fi ➞ Enter password



# Specifications

Model	Fangle M1
Product Type	Portable DLP Projector
Projection Technology	DLP
Display Chip	TI 0.3"
Luminance	50 Lumens
Contrast Ratio	800:1
Luminance Uniformity	> 80%
Color Gamut	90% NTSC
Physical Resolution (dpi)	WVGA 854X480
Light Source	R/G/B 3 Color LED Light Source
Lamp Life	>20000 Hours
Focus Method	Manual Focus
Throw Ratio	1.5:1 ( 1M@22" )
Projection Distance	0.5M-4M
Projection Image	20-100" (Diagonally)
Lens Shift	100%
Screen Ratio	16:10 (Initial) / 4:3, 16:9 (Compatible)
Keystone Correction	Manual
Processor	Allwinner A20
Operating System	Android 4.2.2
Interface	2*USB2.0
	1*TF Card
	1*3.5mm Audio Output
	1*AC Power Port
WIFI/Bluetooth	802.11 b/g/n /Bluetooth 4.0
Dimensions	90*90*27mm
Noise	22dB
Power Consumption	15W
Storage	8 GB Emmc High Speed Flash Memory
RAM	1GB DDR3
Power Input	DC 5V

# Certification



## Common Problems

01.Why are the projected images blurry?

A: You can use the focus button to adjust image sharpness.

02.Why can't I play online videos?

A: Wi-Fi may not be connected or the network bandwidth is too low. In order to ensure user experience, a minimum of 4M network bandwidth is needed, and to play 1080P videos, a minimum of 10M is needed.

03.Why doesn't the remote control respond when used?

A: The remote control may be low on battery or the operating distance may have been exceeded.

04.Why can't the projector project images that are standard rectangular shaped?

A: The projector has not been placed at a correct angle, we suggest you manually adjust placement.

05.The projected image has irregular speckles.

A: The projector lens may have stains, you should turn off the projector and use a professional air duster or lens cleaning paper to clean the lens. Be careful not to scratch the lens.

You can access our professional service and support via the following methods:

400 880 9993  
Customer Service

400 880 8358  
After-Sales Service



WeChat  
Customer Service

[www.focalmax.net](http://www.focalmax.net)

Website

# Warranty Card

Dear valued customer:

Thank you for choosing Focalmax!

In order to ensure your legal rights, please pay attention to the following information:

If this product malfunctions or exhibits abnormal behavior during use, please contact the point of purchase for repair or replacement. There can be various reasons for malfunction, and sometimes these problems are not related to product quality. Please read the User Manual carefully before returning the product to the point of purchase.

We hereby declare that this product has passed inspection standards. A User Manual is attached, please operate this product according to the User Manual.

The warranty does not cover the product in the following situations:

- A.The purchase has already exceeded the warranty period;
- B.Product damage is caused by not using, maintaining or taking care of the product according to the User Manual
- C.Product damage is caused by the dismantling, assembling or repair carried out by the user;
- D.No valid warranty card or receipt;
- E.The product model or the serial number on the warranty card does not match with that of the product;
- F.Malfunction is caused by a force majeure event.

For more details, please visit the official website of Focalmax at [www.focalmax.net](http://www.focalmax.net)

**FCC NOTE:**

This device complies with Part 15 of the FCC Rules.

Operation is subject to the following two conditions: (1) this device may not cause harmful interference, and (2) this device must accept any interference received, including interference that may cause undesired operation.

**THE MANUFACTURER IS NOT RESPONSIBLE FOR ANY RADIO OR TV INTERFERENCE CAUSED BY UNAUTHORIZED MODIFICATIONS OR CHANGE TO THIS EQUIPMENT. SUCH MODIFICATIONS OR CHANGE COULD VOID THE USER'S AUTHORITY TO OPERATE THE EQUIPMENT.**

This equipment has been tested and found to comply with the limits for a Class B digital device, pursuant to part 15 of the FCC Rules. These limits are designed to provide reasonable protection against harmful interference in a residential installation. This equipment generates, uses and can radiate radio frequency energy and, if not installed and used in accordance with the instructions, may cause harmful interference to radio communications. However, there is no guarantee that interference will not occur in a particular installation. If this equipment does cause harmful interference to radio or television reception, which can be determined by turning the equipment off and on, the user is encouraged to try to correct the interference by one or more of the following measures:

- Reorient or relocate the receiving antenna.
- Increase the separation between the equipment and receiver.
- Connect the equipment into an outlet on a circuit different from that to which the receiver is connected.
- Consult the dealer or an experienced radio/TV technician for help.