

SURVIVOR™

GRIFFIN™

Wireless **Headphones**



***15 Hours Total
Playtime**



**Voice
Assistant**



**Adjustable
Headband**



**Swivel and
Foldable Earcups**

 **Bluetooth®**

Item: SRVRA4000

User's Manual

SAFETY PRECAUTIONS

When using your wireless headphones, basic safety precautions should always be followed including:

1. READ ALL INSTRUCTIONS BEFORE USING YOUR HEADPHONES.
2. Never expose the product to high temperatures, extreme cold, or high humidity. Do not submerge in water.
3. To avoid the risk of electric shock, never attempt to open or repair the device without the assistance of certified professionals.
4. Your product is not to be used by children or the infirm without suitable adult supervision.
5. Always press all buttons carefully. Do not manhandle your device.
6. Do not use the product at temperatures under 32°F (0°C) or over 104°F (40°C).
7. Do not drop the product, throw it, or subject to strong impacts or physical trauma.
8. Contact the manufacturer for support if you detect any abnormalities when using the device. In addition, do not continue to use the device if you detect any smoke or fire.
9. Unplug the device when not in use for extended periods of time.
10. When plugged in, do not place the product on flammable materials such as rugs, carpets, or bedding.
11. Please recycle or dispose of the product properly according to your municipality's laws and rules. Contact local recycling facilities and/or the manufacturer for further information.




CAUTION

BATTERY WARNING

- The device is equipped with an integrated lithium ion battery. The battery cannot be replaced. Do not attempt to remove the battery from the device.
- Do not dispose of in fire or expose to excessive heat.
- Do not crush, puncture, incinerate, or short circuit external contacts.
- Please recycle or dispose of the battery properly. Contact your local recycling facilities and/or the manufacturer for further information.

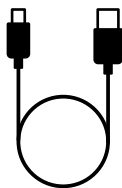
WHAT'S INCLUDED



SRVRA4000 Wireless Headphones

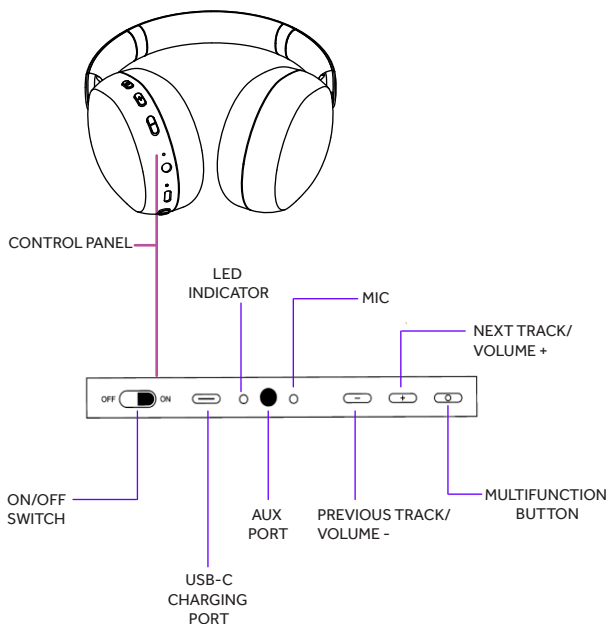


User's Manual



USB-C Cable

A CLOSER LOOK

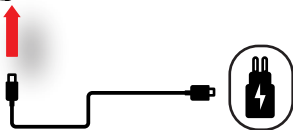


CHARGING

Insert the USB-C plug of the included USB-C charging cable into the USB-C charging port on your headphones.

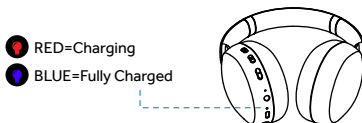


Insert the other end of the USB cable into a suitable USB charging adapter.



When charging, the headphones' LED indicator light turns red. When fully charged, the light turns blue.

Charging can take approximately 1-2 hours.



Note: Remove the charging cable when the headphones are fully charged.

To preserve battery quality, do not overcharge the headphones.

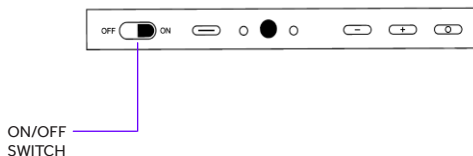
A charged battery will lose capacity if not used regularly.

To avoid a complete discharge of the battery, make sure to charge and use your headphones at least once every six months.

POWERING ON/OFF

To power on your headphones, slide the ON/OFF switch to the ON position.

To power off your headphones, slide the ON/OFF switch to the OFF position.



BLUETOOTH PAIRING

When the headphones are powered ON they will enter pairing mode.

Pairing Mode



The indicator light on the headphones will alternately flash red and blue during pairing mode.



Go to the Bluetooth settings menu on your phone. Make sure that Bluetooth is turned on. Connect to the device listed as "SRVRA4000."

The LED indicator light on both earphones will turn off once paired to your phone.

After connecting the headphones, the indicator light will slowly flash blue.

USING YOUR HEADPHONES

Button	Function
NEXT TRACK/ VOLUME +	<ul style="list-style-type: none">-Press to increase volume.-Press and hold for 1-2 seconds to go to the next track.
PREVIOUS TRACK/ VOLUME -	<ul style="list-style-type: none">-Press to decrease volume.-Press and hold for 1-2 seconds to go to the previous track.
Multifunction Button:	<ul style="list-style-type: none">-Press to answer/end calls.-Press and hold for 2 seconds to decline an incoming call.-Press twice to activate voice assistant on compatible connected devices.



Warning

To prevent possible hearing damage, do not listen at high volume levels for long periods. For your own safety, please be aware of your surroundings when using these earphones.

SPECIFICATIONS

Bluetooth Version: V5.3

Driver: 40mm

Battery: 200mAh Rechargeable Battery

Bluetooth Range: Up to 10M

Working Time: ~10 Hours at 50% Volume

Charging Time: ~1-2 hours

Frequency Range: 20hz-20khz

MAINTENANCE AND CARE

-Use a soft cloth or paper towel to clean your headphones. Never use any harsh chemicals or detergents for cleaning. Make sure your headphones are dry before charging.

-When your headphones are not in use, they should be stored in a cool, dry place.

-Never tug or yank on a cable while it is connected to your charging case. Connect and disconnect cables as carefully as possible.

-Never expose your headphones to high temperatures, extreme cold.

FCC STATEMENT

Changes or modifications not expressly approved by the party responsible for compliance could void the user's authority to operate the equipment.

This device complies with Part 15 of the FCC Rules. Operation is subject to the following two conditions: (1) this device may not cause harmful interference, and (2) this device must accept any interference received, including interference that may cause undesired operation.

This equipment has been tested and found to comply with the limits for a Class B digital device, pursuant to Part 15 of the FCC Rules. These limits are designed to provide reasonable protection against harmful interference in a residential installation. This equipment generates, uses and can radiate radio frequency energy and, if not installed and used in accordance with the instructions, may cause harmful interference to radio communications. However, there is no guarantee that interference will not occur in a particular installation.

If this equipment does cause harmful interference to radio or television reception, which can be determined by turning the equipment off and on, the user is encouraged to try to correct the interference by one or more of the following measures:

- Reorient or relocate the receiving antenna.
- Increase the separation between the equipment and receiver.
- Connect the equipment into an outlet on a circuit different from that to which the receiver is connected.
- Consult the dealer or an experienced radio/TV technician for help.

WARRANTY

This warranty covers the original consumer purchaser only and is not transferable.

This warranty covers products that fail to function properly UNDER NORMAL USAGE, due to defects in material or workmanship. Your product will be repaired or replaced at no charge for parts or labor for a period of one year.

What Is Not Covered By Warranty

Damages or malfunctions not resulting from defects in material or workmanship and damages or malfunctions from other than normal use, including but limited to, repair by unauthorized parties, tampering, modification or accident.

To Obtain Warranty Service and Troubleshooting Information:

Call 1-800-592-9541 or visit our website at www.getsurvivor.com.

To receive Warranty service along with the name and address of an authorized product service center, the original consumer purchaser must contact us for problem determination and service procedures. Proof of purchase in the form of a bill of sale or receipted invoice, evidencing that the product is within the applicable Warranty period(s), MUST be presented in order to obtain the requested service. It is your responsibility to properly package and send any defective products along with a dated copy of proof of purchase, a written explanation of the problem, and a valid return address of the authorized service center at your expense. Do not include any other items or accessories with the defective product. Any products received by the authorized service center that are not covered by warranty will be returned unrepai red.



©2025 GSICS
195 Carter Drive
Edison, NJ 08817
Support: 800 592 9541

www.getsurvivor.com

* All brand, product names and logos are trademarks or registered trademarks of their respective companies.

The Bluetooth® word mark and logos are registered trademarks owned by the Bluetooth SIG, Inc. and any use of such marks by Sakar International, is under license. Other trademarks and trade names are those of their respective owners.