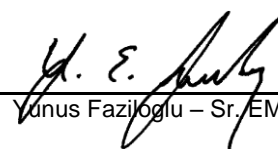





Test Report

Curtis-Straus LLC, a wholly owned subsidiary of BV CPS

Report No	EQ1060-3
Client	Udisense Inc. DBA: Nanit
Address	244 Fifth Avenue Suite 2702 New York, NY 10001
Phone	(917)-397-6528
Items tested	Smart Baby Monitor
FCC ID	2AIWVN101
IC	21649-N101
Model / HVIN	N101
Equipment Type	Digital Transmission System
Equipment Code	DTS
Emission Designator	1M05F1D
FCC/IC Rule Parts	CFR Title 47 FCC Part 15.247 ISED Canada Radio Standards Specification RSS-247 Issue 1
Test Dates	Jul 13, Aug 17, 24, 26 and 29, 2016
Results	As detailed within this report
Prepared by	 Yunus Faziloglu – Sr. EMC Engineer
Authorized by	 Christopher Reynolds – EMC Supervisor
Issue Date	10/20/2016
Conditions of Issue	This Test Report is issued subject to the conditions stated in the 'Conditions of Testing' section on page 28 of this report.

Curtis-Straus LLC is accredited by the American Association for Laboratory Accreditation for the specific scope of accreditation under Certificate Number 1627-01. This report may contain data which is not covered by the A2LA accreditation.



Curtis-Straus LLC, a wholly owned subsidiary of BV CPS
One Distribution Center Circle, #1 • Littleton, MA • TEL (978) 486-8880 • FAX (978) 486-8828



Contents

Contents.....	2
Summary.....	3
Test Methodology.....	4
Product Tested - Configuration Documentation	5
Statement of Conformity	6
Test Results	7
DTS Bandwidth.....	7
Output Power	10
Radiated Spurious Emissions	11
Power Spectral Density.....	20
AC Line Conducted Emissions.....	23
Occupied Bandwidth	24
Measurement Uncertainty.....	27
Conditions Of Testing.....	28

Form Final Report REV 7-20-07 (DW)



Summary

This test report supports an application for certification of a transmitter operating pursuant to CFR Title 47 FCC Part 15.247 and ISED Canada Radio Standards Specification RSS-247 Issue 1. The product is the “Smart Baby Monitor” (Model: N101). It is a digitally modulated transmitter that operates in the 2402 to 2480 MHz frequency range. It has an internal patch antenna with 4dBi gain in the 2.4GHz band.

The product has Bluetooth Low Energy (BLE) and 802.11abgn capabilities as described in EUT Configuration section on page 5. The product is not capable of simultaneous transmission of different signals as they all have to be transmitted over the same antenna. Transmissions from different modes can only occur one at a time. This report lists the results from the Bluetooth Low Energy (BLE) mode only.

We found that the product met the above requirements without modification. Test samples were received in good condition.

Release Control Record

Issue No.	Reason for change	Date Issued
1	Original Release	October 20, 2016

Test Methodology

All testing was performed according to the following rules/standards/procedures/documents;

CFR Title 47 FCC Part 15.247

ISED Canada Radio Standards Specification RSS-247 Issue 1

ISED Canada Radio Standards Specification RSS-Gen Issue 4

FCC KDB 558074 D01 DTS Measurement Guidance v03r05

ANSI C63.10-2013.

Radiated emissions were maximized by rotating the device around 3 orthogonal planes (X, Y and Z) as well as varying the test antenna's height and polarity. Only worst case results are presented in this report. EUT has an internal antenna that cannot be maximized separately.

RF conducted measurements were performed at the antenna port on 3 channels as follows:

- 2402 MHz: Low Channel (#0)
- 2440 MHz: Mid Channel (#19)
- 2480 MHz: High Channel (#39)

EUT is supplied with an external power supply

Brand Name: nanit

Model: S010WU0500200

Input: 100-240VAC 50/60Hz, 400mA

Output: 5VDC, 2000mA

Accordingly AC line conducted emissions testing was performed.

Following bandwidths were used during AC line conducted and radiated spurious emissions tests:

Frequency	RBW	VBW
150kHz-30MHz	9kHz	30kHz
30-1000MHz	120kHz	1MHz
1-25GHz	1MHz	3MHz

Product Tested - Configuration Documentation

EUT Configuration										
Work Order:	Q1060									
Company:	Udisense Inc. DBA: Nanit									
Company Address:	244 Fifth Avenue Suite 2702									
	New York, NY 10001									
Contact:	Amnon Karni									
	MN	SN		For						
EUT:	N101	N101AU2616004		Radiated and AC line conducted testing						
	N101	N101AU2616008		Conducted antenna port testing						
EUT Description:	Smart Baby Monitor									
EUT Max Frequency:	800MHz (associated digital circuitry)									
EUT Min Frequency:	32.768kHz (associated digital circuitry)									
EUT TX Frequency:	802.11bgn(HT20) : 2412MHz - 2462MHz, 802.11n(HT40) : 2422MHz - 2452MHz 802.11an(HT20) : 5180MHz - 5240MHz, 5260MHz - 5320MHz, 5500MHz - 5700MHz, 5745MHz - 5825MHz 802.11n(HT40) : 5190MHz - 5230MHz, 5270MHz - 5310MHz, 5510MHz - 5670MHz, 5755MHz - 5795MHz Bluetooth Low Energy : 2402MHz - 2480MHz									
Support Equipment	MN		SN							
Lenovo Laptop	ThinkPad Edge E550		PF0C8YN0							
TP-LINK AC1750 Dual Band Wireless Router	Archer C7 (US)		2163130004184							
Port Label	Port Type	# ports	# populated	cable type	shielded	ferrites	length (m)	in/out	under test	comment
Power	USB Type-C	1	1	USB Type-C to USB Type-A	Yes	No	2m	in	yes	Used for power during radiated and AC line conducted testing. Used for power and test mode setup for conducted antenna port testing.
Software Operating Mode Description:										
For Bluetooth Low Energy: EUT is set to transmit at Low (2402MHz), Middle (2440MHz) and High (2480MHz) channels.										

Statement of Conformity

EUT has shown compliance to the following:

RSS-GEN	RSP-100	RSS 247	Part 15	Comments
6.3			15.15(b)	There are no controls accessible to the user that varies the output power to operate in violation of the regulatory requirements.
	3.1		15.19	The label is shown in the label exhibit.
	4		15.21	Information to the user is shown in the instruction manual exhibit.
			15.27	No special accessories are required for compliance.
3, 6.1			15.31	The EUT was tested in accordance with the measurement standards in this section.
6.13			15.33	Frequency range was investigated according to this section, unless noted in specific rule section under which the equipment operates.
8.1			15.35	The EUT emissions were measured using the measurement detector and bandwidth specified in this section, unless noted in specific rule section under which the equipment operates.
8.3			15.203	EUT has a patch antenna internal to the device (4dBi gain in the 2.4GHz band). The antenna is connected to the PCB via an AMC (Amphenol Micro Coaxial) connector which is considered unique.
8.10			15.205 15.209	The fundamental is not in a Restricted band and the spurious and harmonic emissions in the Restricted bands comply with the general emission limits of 15.209 or RSS-Gen as applicable
8.8			15.207	The unit complies with the requirements of 15.207
			15.247	The unit complies with the requirements of 15.247
		RSS 247		The unit complies with the requirements of RSS-247
6.6				Occupied Bandwidth measurements performed.

Test Results

DTS Bandwidth

Limit: The minimum 6 dB bandwidth shall be at least 500 kHz. [15.247(a)(2)]

MEASUREMENTS / RESULTS

6dB Bandwidth						
Date: Jul-13-2016		Company: Udisense Inc. DBA: Nanit			Work Order: Q1060	
Engineer: Yunus Faziloglu		EUT: Smart Baby Monitor (Model: N101)			EUT Operating Voltage/Frequency: 5VDC	
Temp: 24.5°C		Humidity: 45%		Pressure: 1001 mBar		
Frequency Range: 2402-2480 MHz				Measurement Type: Conducted		
Notes: Powered from support laptop USB port						
Frequency (MHz)	Reading (kHz)			6dB Bandwidth		
				Limit (kHz)	Margin (kHz)	Result (Pass/Fail)
				≥500	155	Pass
				≥500	155	Pass
				≥500	154	Pass
Test Site: Wireless Test Room		Cable 1: UFL to SMA adapter		Attenuator A2121		
Analyzer: A2200		Copyright Curtis-Straus LLC 2000				

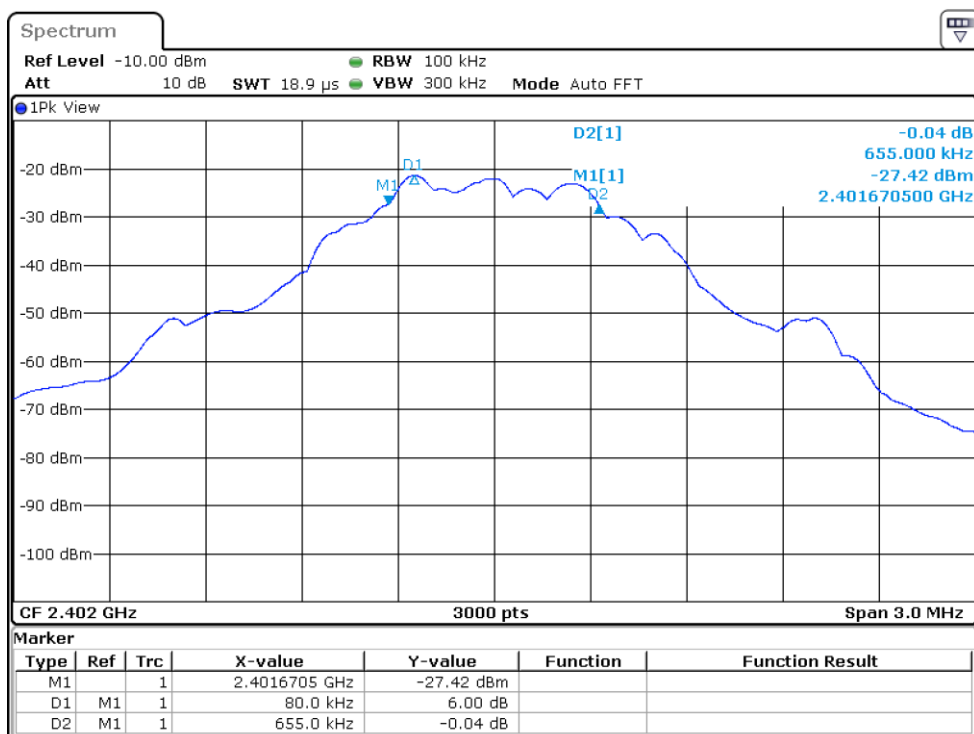
Rev. 7/4/2016

Spectrum Analyzers / Receivers/Preselectors	Range	MN	Mfr	SN	Asset	Cat	Calibration Due	Calibrated on
FSV40 Signal/Spectrum Analyzer	10Hz-40GHz	FSV40	R&S	101551	2200	I	6/1/2017	6/1/2016
Preamps /Couplers Attenuators / Filters	Range	MN	Mfr	SN	Asset	Cat	Calibration Due	Calibrated on
API - 30dB 20W Attenuator	9KHz-40GHz	89-30-11	API Weinschel	703	2121	I	2/10/2017	2/10/2016
Meteorological Meters		MN	Mfr	SN	Asset	Cat	Calibration Due	Calibrated on
Weather Clock (Pressure Only)		BA928	Oregon Scientific	C3166-1	831	I	4/28/2018	4/28/2016
TH A#2085		HTC-1	HDE		2085	II	4/5/2017	4/5/2016

All equipment is calibrated using standards traceable to NIST or other nationally recognized calibration standard.

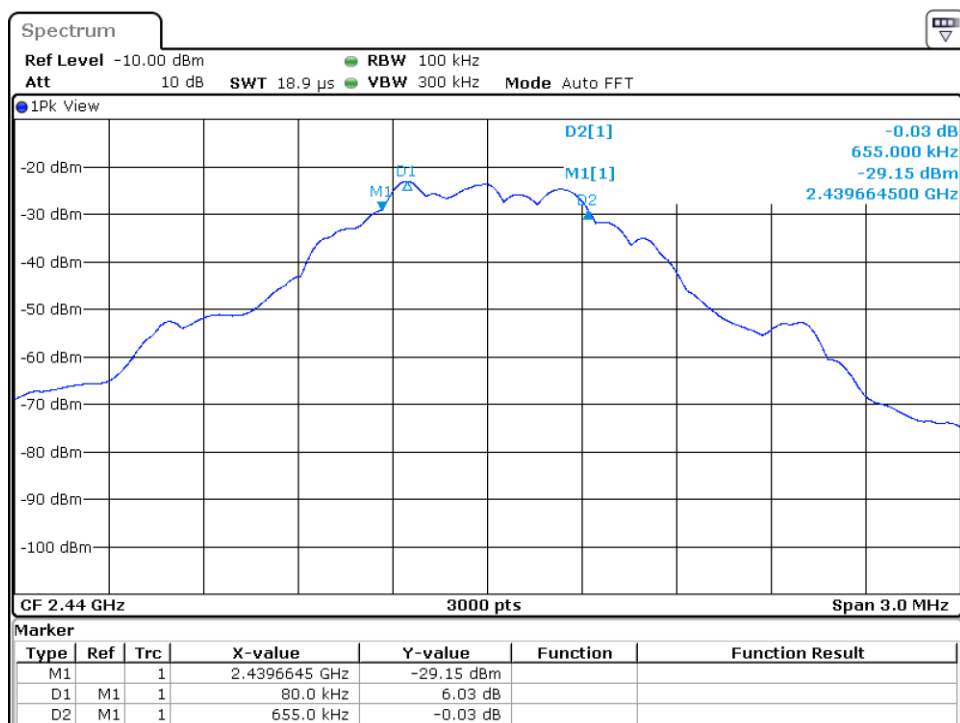


PLOT(s)



Date: 13 JUL 2016 13:37:27

2402 MHz – 6dB Bandwidth



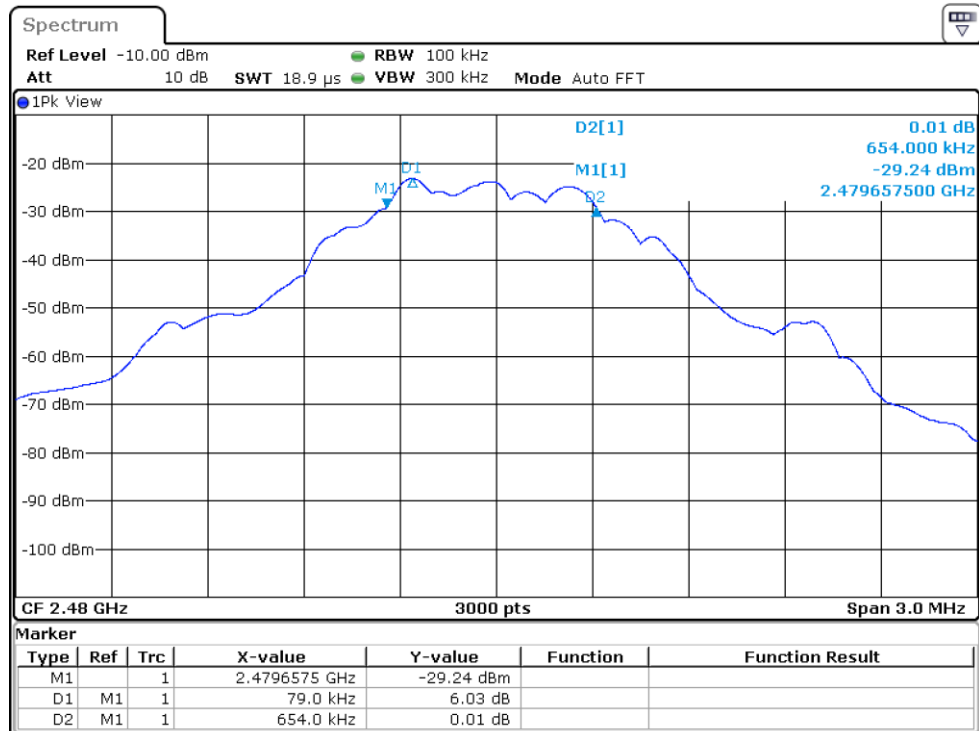
Date: 13 JUL 2016 13:44:39

2440 MHz – 6dB Bandwidth



Curtis-Straus LLC, a wholly owned subsidiary of BV CPS
One Distribution Center Circle, #1 • Littleton, MA • TEL (978) 486-8880 • FAX (978) 486-8828





Date: 13 JUL 2016 13:49:42

2480 MHz – 6dB Bandwidth

Output Power

Limit: 1 Watt Peak Conducted Output Power [15.247(b)(3)]

Per 558074 D01 DTS Measurement Guidance v03r05 Section 9.1.2 (Peak Power Meter Method)

MEASUREMENTS / RESULTS

Peak Output Power							
Date: Jul-13-2016		Company: Udisense Inc. DBA: Nanit				Work Order: Q1060	
Engineer: Yunus Faziloglu		EUT: Smart Baby Monitor (Model: N101)				EUT Operating Voltage/Frequency: 5VDC	
Temp: 24.5°C		Humidity: 45%		Pressure: 1001 mBar			
Frequency Range: 2402-2480 MHz		Measurement Type: Conducted					
				Measurement Method: FCC KDB 558074 D01 DTS Meas Guidance v03r05 Section 9.1.2			
Notes: Powered from support laptop USB port							
Frequency	Peak Reading	Cable Loss	Attenuator Loss	Peak Output Power	Limit	Margin	Result
(MHz)	(dBm)	(dB)	(dB)	(dBm)	(dBm)	(dB)	(Pass/Fail)
2402.0	-20.69	1.0	29.5	9.81	30.0	-20.19	Pass
2440.0	-22.16	1.0	29.5	8.34	30.0	-21.66	Pass
2480.0	-22.09	1.0	29.5	8.41	30.0	-21.59	Pass
Test Site: Wireless Test Room		Cable UFL to SMA adapter				Power Sensor Boonton A2108	
Peak Output Power (dBm)= Peak Reading (dBm) + Cable Loss (dB) + Attenuator Loss (dB)							

VBW on the power sensor is larger than DTS (6dB) bandwidth of the product.

Rev. 7/4/2016

Preamps/Couplers Attenuators / Filters	Range	MN	Mfr	SN	Asset	Cat	Calibration Due	Calibrated on
API - 30dB 20W Attenuator	9KHz-40GHz	89-30-11	API Weinschel	703	2121	I	2/10/2017	2/10/2016
Meteorological Meters		MN	Mfr	SN	Asset	Cat	Calibration Due	Calibrated on
Weather Clock (Pressure Only)		BA928	Oregon Scientific	C3166-1	831	I	4/28/2018	4/28/2016
TH A#2085		HTC-1	HDE		2085	II	4/5/2017	4/5/2016
Power/Noise Meters		MN	Mfr	SN	Asset	Cat	Calibration Due	Calibrated on
2108 Power sensor		55006	Boonton	9529	2108	I	12/8/2016	12/8/2015

All equipment is calibrated using standards traceable to NIST or other nationally recognized calibration standard.



Radiated Spurious Emissions

LIMITS

Radiated emissions which fall in the restricted bands, as defined in Section 15.205(a), must also comply with the radiated emission limits specified in Section 15.209(a).

[15.247(d)]

Radiated emissions were maximized by rotating the device around 3 orthogonal planes (X, Y and Z) and worst case emissions observed in Z orientation. All the results below are for the worst case orientation.

No harmonics detected. Emissions found were not transmitter related and therefore they were not channel dependent.

MEASUREMENTS / RESULTS

Radiated Emissions Table												
Date: 26-Aug-16			Company: Udisense Inc. DBA: Nanit					Work Order: Q1060				
Engineer: Chris Bramley			EUT Desc: Smart Baby Monitor (Model: N101)					EUT Operating Voltage/Frequency: 120V/60Hz				
Temp: 26.2°C			Humidity: 46%		Pressure: 1000mBar			5Vdc				
Frequency Range: 30-1000MHz							Measurement Distance: 3 m					
Notes: Bluetooth Low Energy							EUT Max Freq: 5825MHz					
Antenna Polarization (H / V)	Frequency (MHz)	Reading (dBµV)	Preamp Factor (dB)	Antenna Factor (dB/m)	Cable Factor (dB)	Adjusted Reading (dBµV/m)				FCC Class B		
										Limit (dBµV/m)	Margin (dB)	Result (Pass/Fail)
v	32.3	35.8	25.2	19.7	0.4	30.7				40.0	-9.3	Pass
v	73.4	49.2	25.3	8.2	0.6	32.7				40.0	-7.3	Pass
v	111.4	47.8	25.2	12.9	0.8	36.3				43.5	-7.2	Pass
v	163.0	48.0	25.0	12.1	1.0	36.1				43.5	-7.4	Pass
v	225.0	48.6	25.3	10.9	1.1	35.3				46.0	-10.7	Pass
h	335.0	51.7	25.2	14.0	1.4	41.9				46.0	-4.1	Pass
h	400.0	46.9	25.2	15.6	1.6	38.9				46.0	-7.1	Pass
v	550.0	41.6	25.3	18.1	1.8	36.2				46.0	-9.8	Pass
h	650.0	44.7	24.8	20.1	1.8	41.8				46.0	-4.2	Pass
h	705.3	40.1	24.8	20.3	1.9	37.5				46.0	-8.5	Pass
h	750.0	39.5	24.8	20.9	2.0	37.6				46.0	-8.4	Pass
h	780.0	36.9	24.8	21.5	2.1	35.7				46.0	-10.3	Pass
Table Result: Pass							by		-4.1 dB		Worst Freq: 335.0 MHz	
Test Site: EMI Chamber 1			Cable 1: Asset #2051					Cable 2: Asset #1784				
Analyzer: Rental SA#2			Preamp: Blue-Blk					Antenna: Red-Brown				
CSsoft Radiated Emissions Calculator v 1.017.169												
Adjusted Reading = Reading - Preamp Factor + Antenna Factor + Cable Factor												
Copyright Curtis-Straus LLC 2000												

Rev. 8/21/2016

Spectrum Analyzers / Receivers / Preselectors SA #2 (1860)	Range 9kHz-26.5 GHz	MN E7405A	Mfr Agilent	SN MY45104916	Asset 1860	Cat I	Calibration Due 12/23/2016	Calibrated on 12/23/2015
Radiated Emissions Sites EMI Chamber 1	FCC Code 719150	IC Code 2762A-6	VCCI Code A-0015	Range 30-1000MHz		Cat II	Calibration Due 3/21/2017	Calibrated on 3/21/2015
Preamps / Couplers Attenuators / Filters Blue-Black	Range 0.009-2000MHz	MN ZFL-1000-LN	Mfr CS	SN N/A	Asset 800	Cat II	Calibration Due 12/27/2016	Calibrated on 12/27/2015
Antennas Red-Brown Bilog	Range 30-2000MHz	MN JB1	Mfr Sunol	SN A0032406	Asset 1218	Cat I	Calibration Due 12/4/2016	Calibrated on 12/4/2014
Meteorological Meters Weather Clock (Pressure Only) TH A#2080		MN BA928 HTC-1	Mfr Oregon Scientific HDE	SN C3166-1	Asset 831 2080	Cat I II	Calibration Due 4/28/2018 4/5/2017	Calibrated on 4/28/2016 4/5/2016
Cables Asset #1784 Asset #2051	Range 9kHz - 18GHz 9kHz - 18GHz		Mfr Florida RF Florida RF			Cat II II	Calibration Due 3/7/2017 3/2/2017	Calibrated on 3/7/2016 3/2/2016

All equipment is calibrated using standards traceable to NIST or other nationally recognized calibration standard.



Curtis-Straus LLC, a wholly owned subsidiary of BV CPS
One Distribution Center Circle, #1 • Littleton, MA • TEL (978) 486-8880 • FAX (978) 486-8828



Radiated Bandedge

Date: Aug-17-2016		Company: Udisense Inc. DBA: Nanit				Work Order: Q1060								
Engineer: Yunus Faziloglu		EUT Desc: Baby Monitor (Model:N101)				EUT Operating Voltage/Frequency: 5VDC								
Temp: 24.9C		Humidity: 46%				Pressure: 1009mbar								
Frequency Range: Bandedge						Measurement Distance: 1 m								
Notes: Bluetooth Low Energy						EUT Max Freq: 5825MHz								
Antenna Polarization (H/V)	Frequency (MHz)	Peak Reading (dBuV)	Average Reading (dBuV)	Preamp Factor (dB)	Antenna Factor (dB/m)	Cable Factor (dB)	Adjusted Peak Reading (dBuV/m)	Adjusted Avg Reading (dBuV/m)	FCC Class B High Frequency - Peak			FCC Class B High Frequency - Average		
									Limit (dBuV/m)	Margin (dB)	Result (Pass/Fail)	Limit (dBuV/m)	Margin (dB)	Result (Pass/Fail)
V	2483.5	32.3	20.1	0.0	32.4	1.7	66.4	54.2	83.5	-17.1	Pass	63.5	-9.3	Pass
H	2483.5	31.9	19.8	0.0	32.4	1.7	66.0	53.9	83.5	-17.5	Pass	63.5	-9.6	Pass
V	2390.0	32.5	20.0	0.0	32.3	1.6	66.4	53.9	83.5	-17.1	Pass	63.5	-9.6	Pass
H	2390.0	31.5	20.1	0.0	32.3	1.6	65.4	54.0	83.5	-18.1	Pass	63.5	-9.5	Pass
Table Result:		Pass by -9.3 dB				Worst Freq:				2483.5 MHz				
Test Site: EMI Chamber 1		Cable 1: EMIR-HIGH-06				Cable 2: ---				Cable 3: ---				
Analyzer: A2093		Preamp: none				Antenna: Blue Horn				Preselector: ---				
CSsoft Radiated Emissions Calculator v 1.017.167														
Adjusted Reading = Reading - Preamp Factor + Antenna Factor + Cable Factor														
Copyright Curtis-Stras LLC 2000														

Radiated Emissions Table

Date: 26-Aug-16				Company: Udisense Inc. DBA: Nanit				Work Order: Q1060							
Engineer: Yunus Faziloglu				EUT Desc: Baby Monitor (Model:N101)				EUT Operating Voltage/Frequency: 5VDC							
Temp: 25.5C				Humidity: 49%				Pressure: 1005mbar							
Frequency Range: 1-4GHz								Measurement Distance: 3 m							
Notes: Bluetooth Low Energy								EUT Max Freq: 5825MHz							
Antenna Polarization (H / V)	Frequency (MHz)	Peak Reading (dBuV)	Average Reading (dBuV)	Preamp Factor (dB)	Antenna Factor (dB/m)	Cable Factor (dB)	Adjusted Peak Reading (dBuV/m)	Adjusted Avg Reading (dBuV/m)	FCC Class B High Frequency - Peak			FCC Class B High Frequency - Average			
									Limit (dBuV/m)	Margin (dB)	Result (Pass/Fail)	Limit (dBuV/m)	Margin (dB)	Result (Pass/Fail)	
V	1350.0	25.2	16.6	0.0	28.9	2.6	56.7	48.1	74.0	-17.3	Pass	54.0	-5.9	Pass	
Table Result:				Pass by -5.9 dB				Worst Freq:				1350.0 MHz			
Test Site: EMI Chamber 1				Cable 1: Asset #1784				Cable 2: Asset #2051				Cable 3: ---			
Analyzer: Rental SA#1				Preamp: none				Antenna: Blue Horn				Preselector: ---			
CSsoft Radiated Emissions Calculator v 1.017.169															
Adjusted Reading = Reading - Preamp Factor + Antenna Factor + Cable Factor															
Copyright Curtis-Straus LLC 2000															

Rev. 9/1/2016

Spectrum Analyzers / Receivers / Preselectors		Range	MN	Mfr	SN	Asset	Cat	Calibration Due	Calibrated on
MXE EMI Receiver		20Hz-26.5GHz	N9038A	Agilent	MY51210181	2093	I	8/9/2017	8/9/2016
Cables		Range		Mfr			Cat	Calibration Due	Calibrated on
REMI-High-06		1 - 26.5GHz	TRU-21B0707-120	TRU			II	8/14/2017	8/14/2016
Antennas		Range	MN	Mfr	SN	Asset	Cat	Calibration Due	Calibrated on
Blue Horn		1-18GHz	3117	ETS	157647	1861	I	2/8/2017	2/8/2015
Meteorological Meters			MN	Mfr	SN	Asset	Cat	Calibration Due	Calibrated on
Weather Clock (Pressure Only)			BA928	Oregon Scientific	C3166-1	831	I	4/28/2018	4/28/2016
TH A#2080			HTC-1	HDE		2080	II	4/5/2017	4/5/2016
Chambers and Stripline			MN	Mfr	SN	Asset	Cat	Calibration Due	Calibrated on
EMI Chamber 1			DRS2014X8LH	ETS	J1173 - 0002A	1685	II	See RFI Systems	See RFI Systems

All equipment is calibrated using standards traceable to NIST or other nationally recognized calibration standard.

Radiated Emissions Table

Date: 24-Aug-16				Company: Udisense Inc. DBA: Nanit					Work Order: Q1060						
Engineer: Yunus Faziloglu				EUT Desc: Baby Monitor (Model:N101)					EUT Operating Voltage/Frequency: 5VDC						
Temp: 24.1C				Humidity: 46%					Pressure: 1010mbar						
Frequency Range: 4GHz-18GHz									Measurement Distance: 1 m						
Notes: Bluetooth Low Energy									EUT Max Freq: 5825MHz						
Antenna Polarization (H / V)	Frequency (MHz)	Peak Reading (dBuV)	Average Reading (dBuV)	Preamp Factor (dB)	Antenna Factor (dB/m)	Cable Factor (dB)	Adjusted Peak Reading (dBuV/m)	Adjusted Avg Reading (dBuV/m)	FCC Class B High Frequency - Peak			FCC Class B High Frequency - Average			
									Limit (dBuV/m)	Margin (dB)	Result (Pass/Fail)	Limit (dBuV/m)	Margin (dB)	Result (Pass/Fail)	
No emissions found				---				---				---			
Table Result:				Pass		by		dB		Worst Freq: MHz					
Test Site: EMI Chamber 2				Cable 1: EMIR-HIGH-06					Cable 2: ---			Cable 3: ---			
Analyzer: Rental SA#1				Preamp: none					Antenna: Blue Horn			Preselector: ---			
CSsoft Radiated Emissions Calculator v 1.017.168										Copyright Curtis-Straus LLC 2000					
Adjusted Reading = Reading - Preamp Factor + Antenna Factor + Cable Factor															

BUREAU
VERITAS

Curtis-Straus LLC, a wholly owned subsidiary of BV CPS

One Distribution Center Circle, #1 • Littleton, MA • TEL (978) 486-8880 • FAX (978) 486-8828



page 12 of 29

Rev. 9/1/2016

Spectrum Analyzers / Receivers / Preselectors MXE EMI Receiver	Range 20Hz-26.5GHz	MN N9038A	Mfr Agilent	SN MY51210181	Asset 2093	Cat I	Calibration Due 8/9/2017	Calibrated on 8/9/2016
Cables REMI-High-06	Range 1 - 26.5GHz	TRU-21B0707-120	Mfr TRU			Cat II	Calibration Due 8/14/2017	Calibrated on 8/14/2016
Antennas Blue Horn	Range 1-18Ghz	3117	Mfr ETS	SN 157647	Asset 1861	Cat I	Calibration Due 2/8/2017	Calibrated on 2/8/2015
Meteorological Meters Weather Clock (Pressure Only) TH A#2080		MN BA928 HTC-1	Mfr Oregon Scientific HDE	SN C3166-1	Asset 831 2080	Cat I II	Calibration Due 4/28/2018 4/5/2017	Calibrated on 4/28/2016 4/5/2016
Chambers and Stripline EMI Chamber 2		MN DRS2014X8LH	Mfr ETS	SN J1173 - 0002B	Asset 1686	Cat II	Calibration Due See RFI Systems	Calibrated on See RFI Systems

All equipment is calibrated using standards traceable to NIST or other nationally recognized calibration standard.

Radiated Emissions Table

Date: 29-Aug-16				Company: Udisense Inc. DBA: Nanit				Work Order: Q1060							
Engineer: Zac Johnson				EUT Desc: Baby Monitor (Model:N101)				EUT Operating Voltage/Frequency: 120V/60Hz							
Temp: 23.8C				Humidity: 45%				Pressure: 1010mbar							
Frequency Range: 18-25GHz								Measurement Distance: 0.1m							
Notes: Bluetooth Low Energy								EUT Max Freq: 5825MHz							
Antenna Polarization (H / V)	Frequency (MHz)	Peak Reading (dBuV)	Average Reading (dBuV)	Preamp Factor (dB)	Antenna Factor (dB/m)	Cable Factor (dB)	Adjusted Peak Reading (dBuV/m)	Adjusted Avg Reading (dBuV/m)	FCC Class A High Frequency - Peak			FCC Class A High Frequency - Average			
									Limit (dBuV/m)	Margin (dB)	Result (Pass/Fail)	Limit (dBuV/m)	Margin (dB)	Result (Pass/Fail)	
									No emissions found						
Table Result:				--- by --- dB				Worst Freq: --- MHz							
Test Site: EMI Chamber 1				Cable 1: EMIR-06				Cable 2: EMIR-07				Cable 3: ---			
Analyzer: Gold				Preamp: 18-26.5GHz				Antenna: 18-26.5GHz Horn				Preselector: ---			
CSsoft Radiated Emissions Calculator v 1.017.169															
Adjusted Reading = Reading - Preamp Factor + Antenna Factor + Cable Factor								Copyright Curtis-Straus LLC 2000							

Rev. 8/29/2016

Spectrum Analyzers / Receivers / Preselectors Gold	Range 100Hz-26.5 GHz	MN E4407B	Mfr Agilent	SN MY45113816	Asset 1284	Cat I	Calibration Due 1/13/2017	Calibrated on 1/13/2016
Radiated Emissions Sites EMI Chamber 1	FCC Code 719150	IC Code 2762A-6	VCCI Code A-0015	Range 1-18GHz		Cat I	Calibration Due 5/23/2017	Calibrated on 5/23/2015
Preamps / Couplers Attenuators / Filters HF (Yellow)	Range 18-26.5GHz	MN AFS4-18002650-60-8P-4	Mfr CS	SN 467559	Asset 1266	Cat II	Calibration Due 3/8/2017	Calibrated on 3/8/2016
Antennas HF (White) Horn	Range 18-26.5GHz	MN 801-WLM	Mfr Waveline	SN 758	Asset 758	Cat III	Calibration Due Verify before Use	Calibrated on date of test
Meteorological Meters Weather Clock (Pressure Only) TH A#2080		MN BA928 HTC-1	Mfr Oregon Scientific HDE	SN C3166-1	Asset 831 2080	Cat I II	Calibration Due 4/28/2018 4/5/2017	Calibrated on 4/28/2016 4/5/2016
Cables REMI-High-06	Range 1 - 26.5GHz	TRU-21B0707-120	Mfr TRU			Cat II	Calibration Due 8/14/2017	Calibrated on 8/14/2016

All equipment is calibrated using standards traceable to NIST or other nationally recognized calibration standard.



Conducted Spurious Emissions

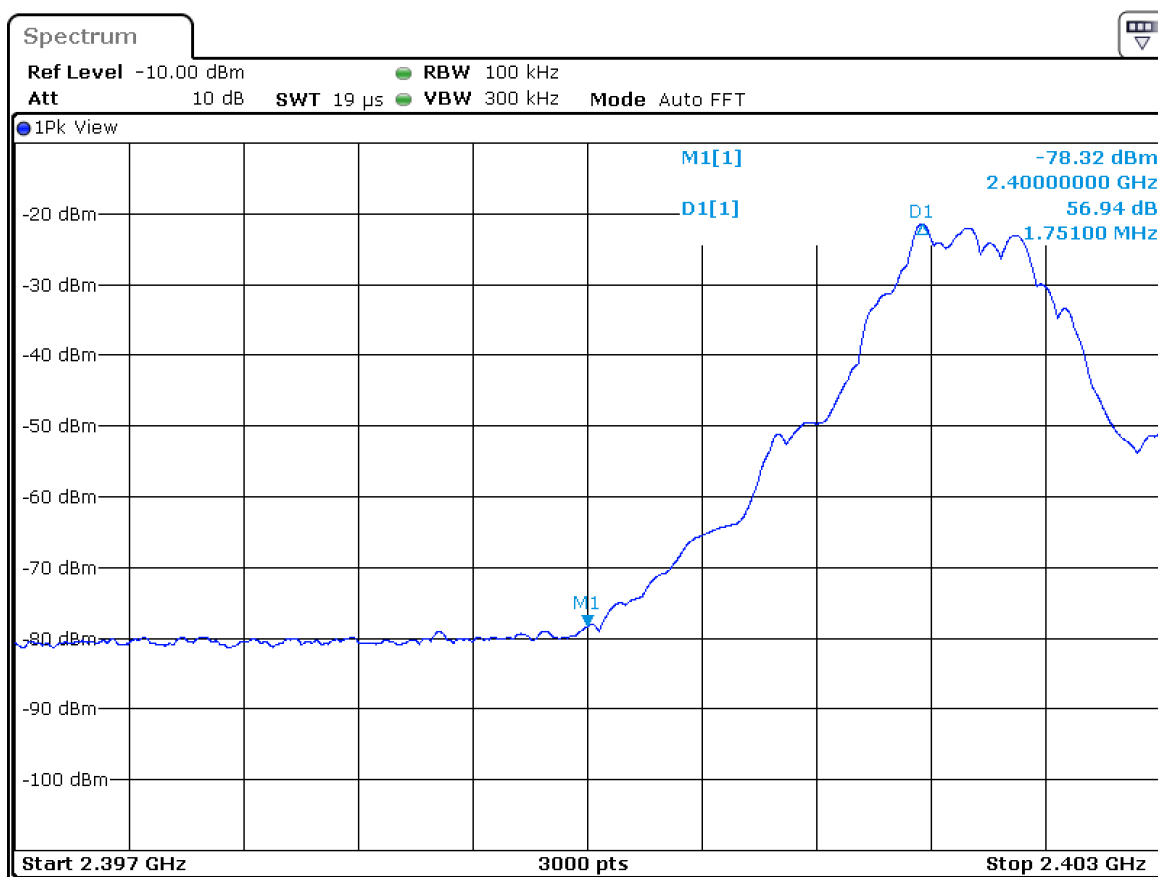
LIMITS

In any 100 kHz bandwidth outside the frequency band in which the spread spectrum or digitally modulated intentional radiator is operating, the radio frequency power that is produced by the intentional radiator shall be at least **20dB** below that in the 100kHz bandwidth that contains the highest level of desired power based on either an RF conducted or a radiated measurement, provided the transmitter demonstrates compliance with the peak conducted power limits. If the transmitter complies with the conducted power limits based on the use of RMS averaging over a time interval, as permitted under paragraph (b)(3) of this section, the attenuation required under this paragraph shall be 30 dB instead of 20 dB ...

[15.247(d)]

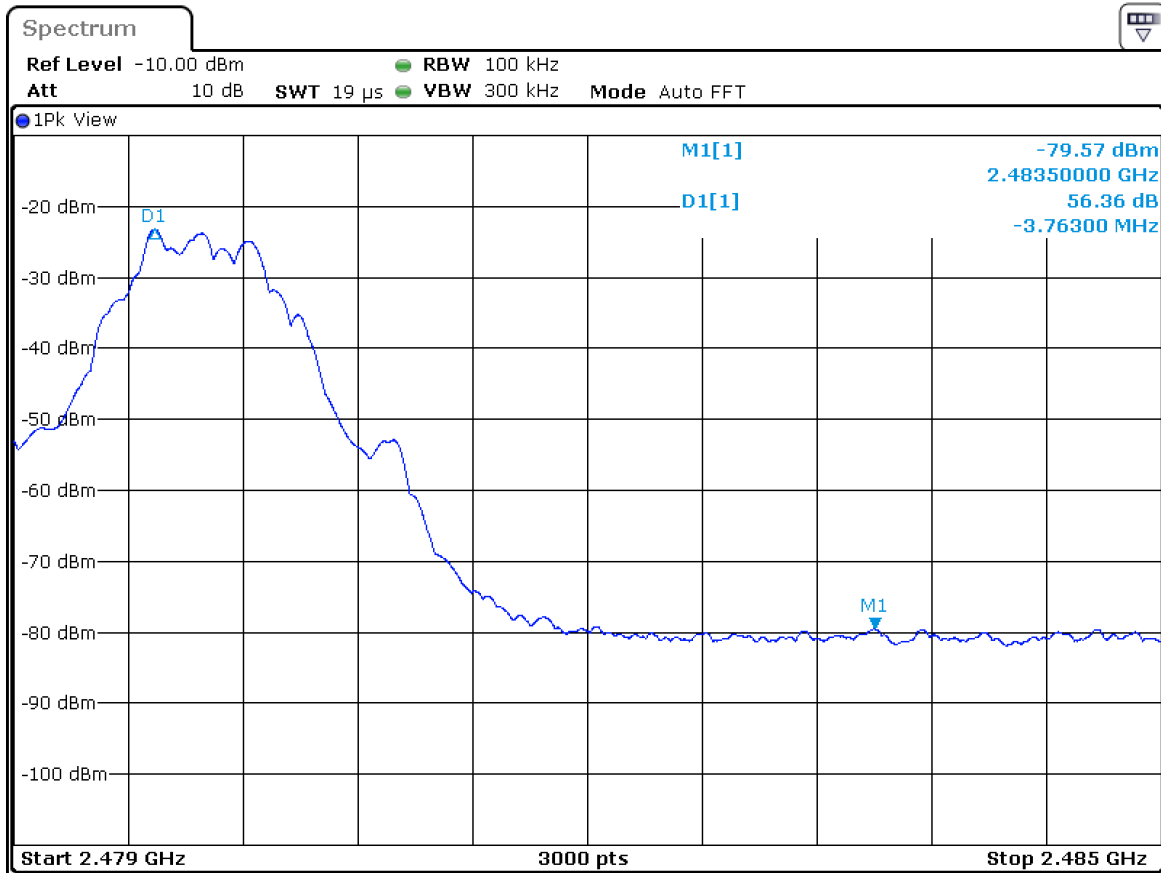
MEASUREMENTS / RESULTS

Conducted Band Edge Plots



Date: 13.JUL.2016 14:22:05

Lowest Channel - Band Edge



Date: 13.JUL.2016 14:14:14

Highest Channel - Band Edge

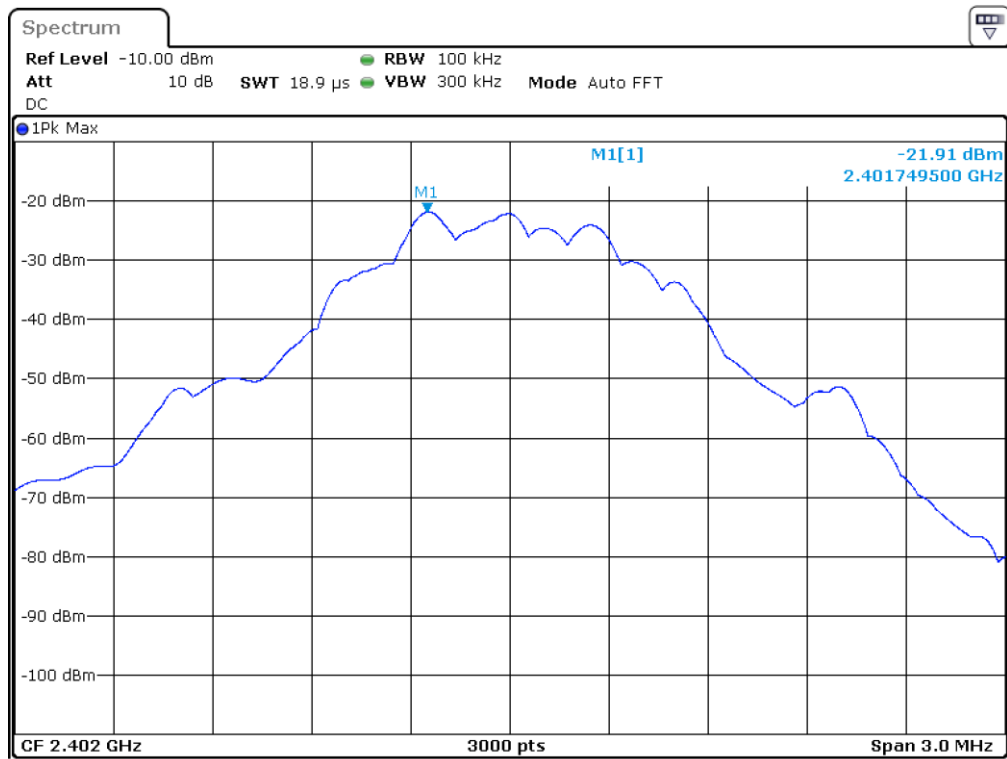
Conducted Spurious Emission

Note: 9 kHz - 25 GHz frequency range was investigated for all 3 channels (low, middle and high) at the EUT antenna port. No emissions detected. Instrument noise floor was more than 40dB below the fundamental.

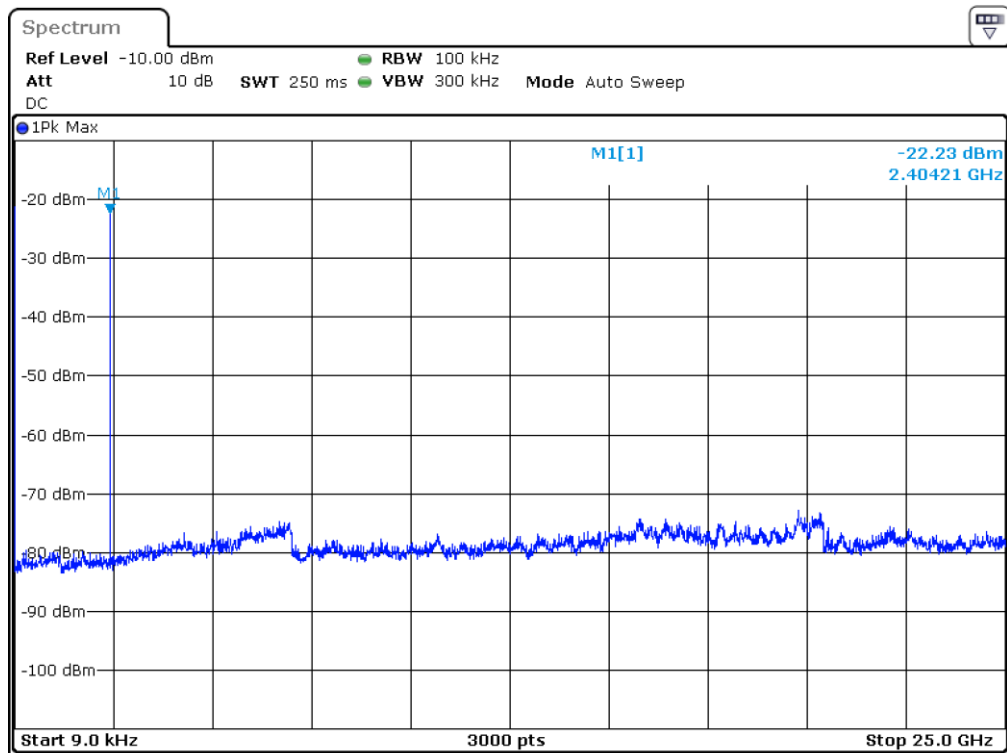
MEASUREMENTS / RESULTS

Continued on next page.

2402MHz

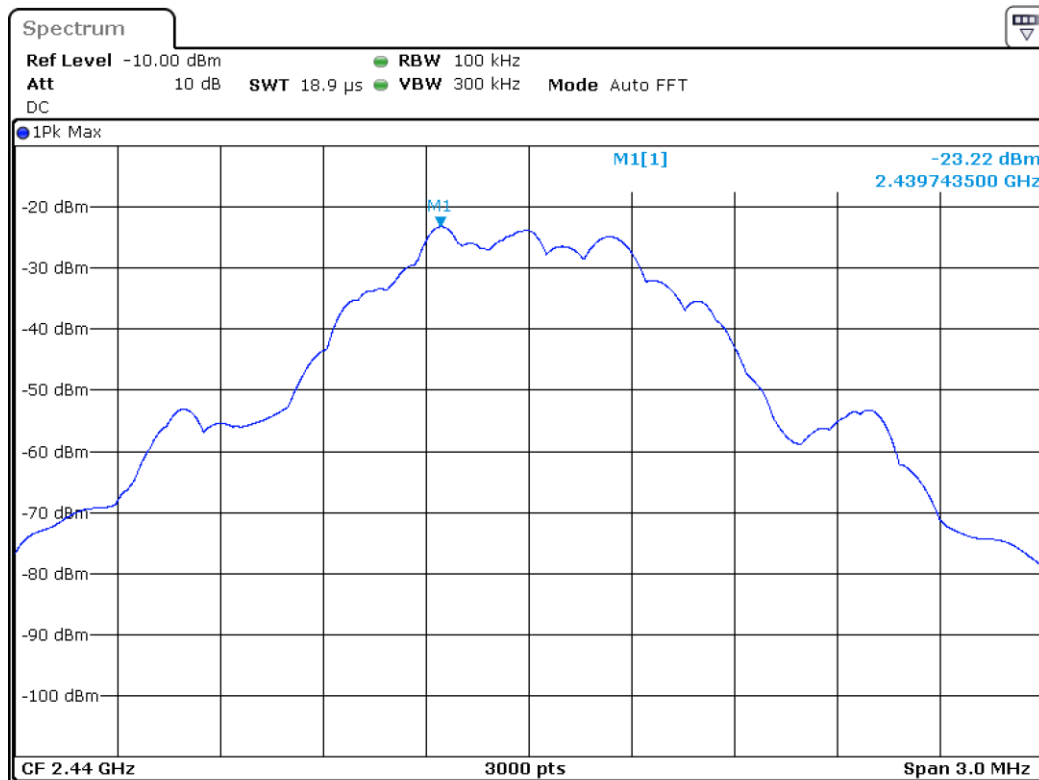


Date: 13.JUL.2016 15:51:50

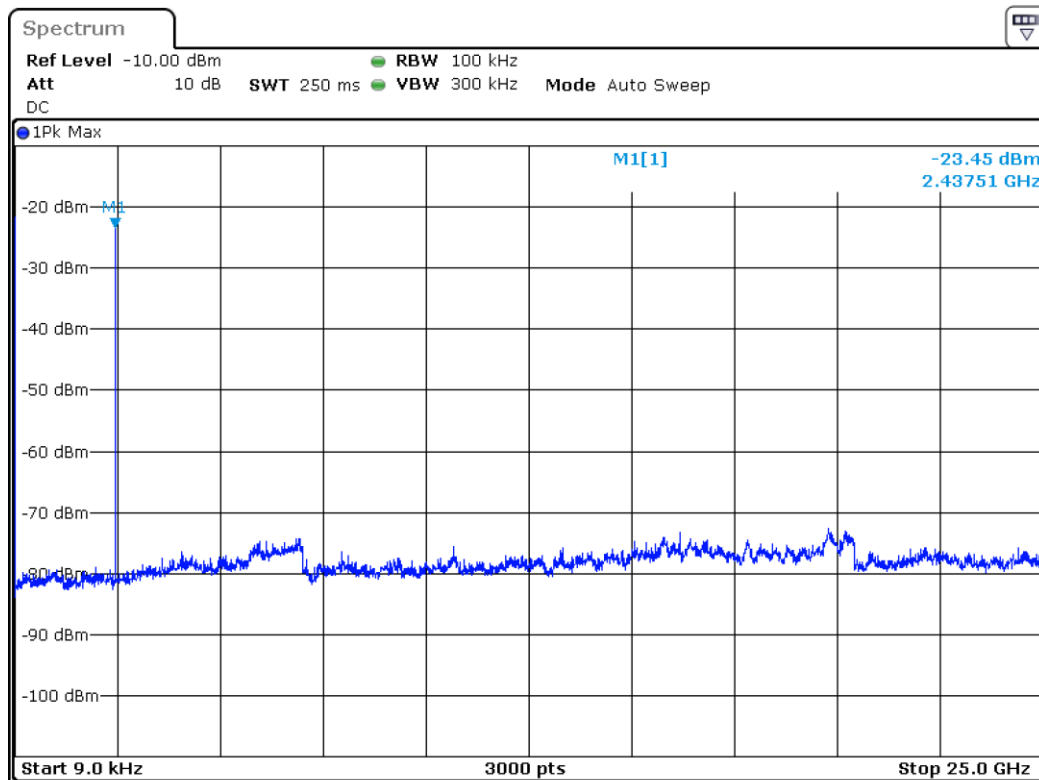


Date: 13.JUL.2016 15:54:04

2440MHz



Date: 13.JUL.2016 15:49:41



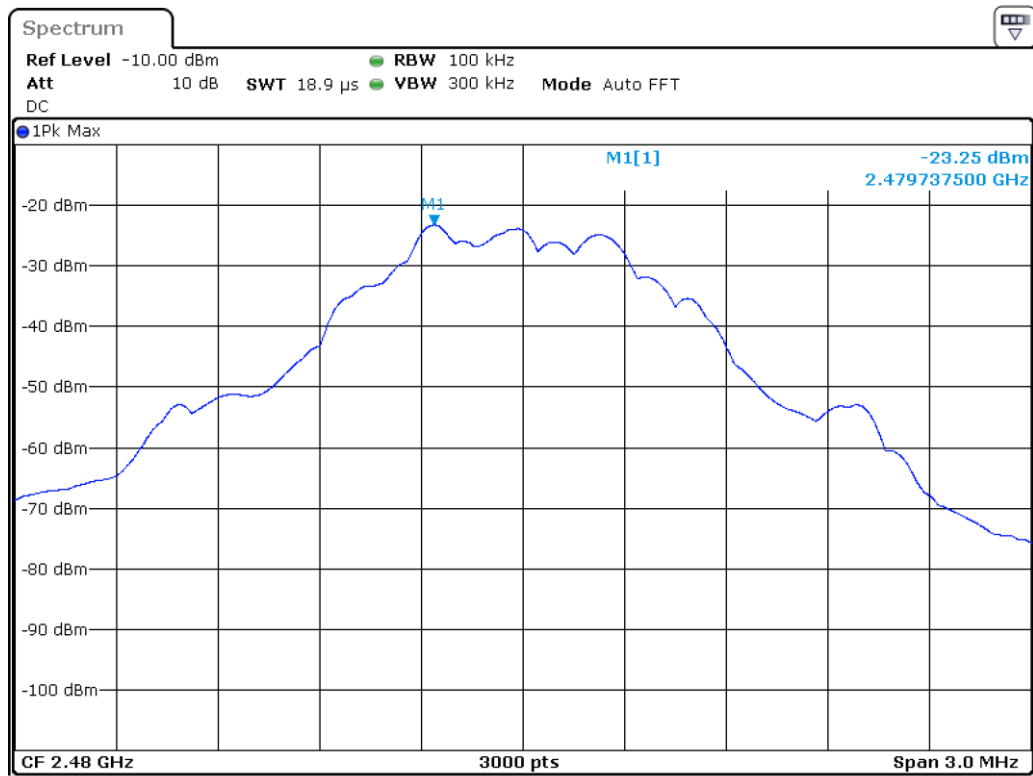
Date: 13.JUL.2016 15:48:07



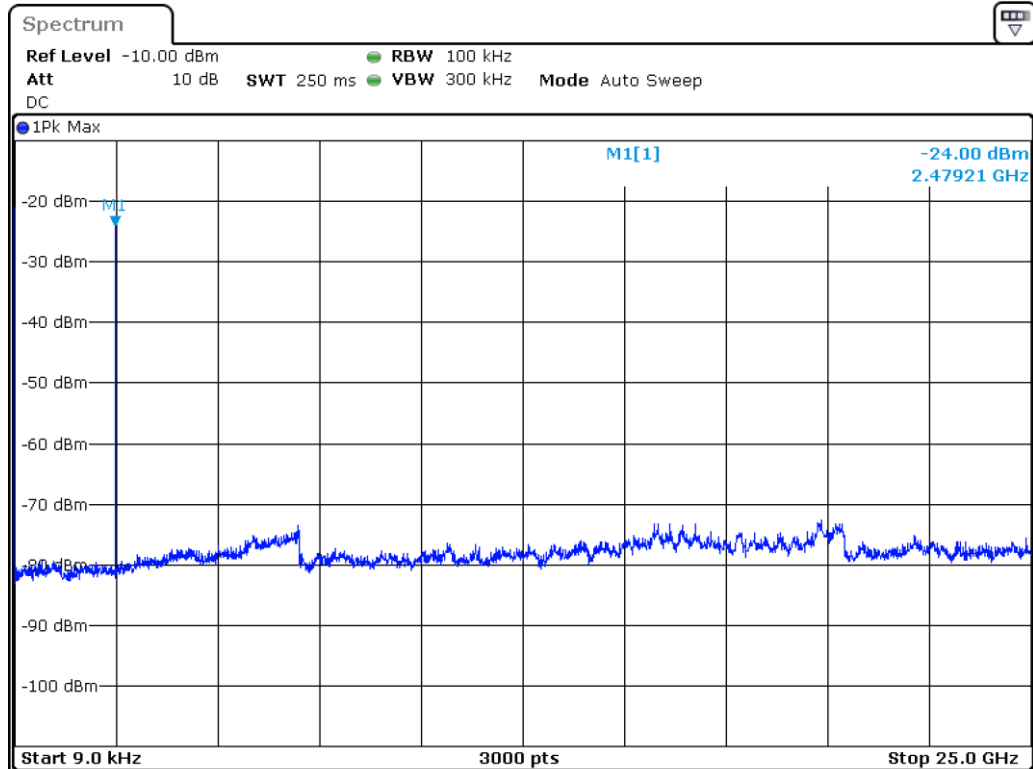
Curtis-Straus LLC, a wholly owned subsidiary of BV CPS
One Distribution Center Circle, #1 • Littleton, MA • TEL (978) 486-8880 • FAX (978) 486-8828



2480MHz



Date: 13.JUL.2016 15:34:56



Date: 13.JUL.2016 15:44:19



Power Spectral Density

Limit: Power spectral density conducted from the intentional radiator to the antenna shall not be greater than 8dBm in any 3 kHz band during any time interval of continuous transmission.
[15.247(e)]

Per 558074 D01 DTS Measurement Guidance v03r05 Section 10.2 (Peak PSD)

MEASUREMENTS / RESULTS

Peak Power Spectral Density							
Date: Jul-13-2016		Company: Udisense Inc. DBA: Nanit			Work Order: Q1060		
Engineer: Yunus Faziloglu		EUT: Smart Baby Monitor (Model: N101)			EUT Operating Voltage/Frequency: 5VDC		
Temp: 24.5°C		Humidity: 45%		Pressure: 1001 mBar			
Frequency Range: 2402-2480 MHz		Measurement Type: Conducted		Measurement Method: FCC KDB 558074 D01 DTS Meas Guidance v03r05 Section 10.2			
Notes: Powered from support laptop USB port							
Frequency	Peak Reading	Cable Loss	Attenuator Loss	Peak PSD	Limit	Margin	Result
(MHz)	(dBm)	(dB)	(dB)	(dBm)	(dBm)	(dB)	
2402.0	-30.53	1.0	29.5	-0.03	8.0	-8.03	Pass
2440.0	-32.81	1.0	29.5	-2.31	8.0	-10.31	Pass
2480.0	-32.37	1.0	29.5	-1.87	8.0	-9.87	Pass
Test Site: Wireless Test Room Cable 1: UFL to SMA adapter Attenuator: A2121							
Analyzer: A2200							
PSD(dBm) = Reading (dBm) + Cable Loss (dB) + Attenuator Loss (dBm)							
Copyright Curtis-Straus LLC 2000							

Rev. 7/4/2016

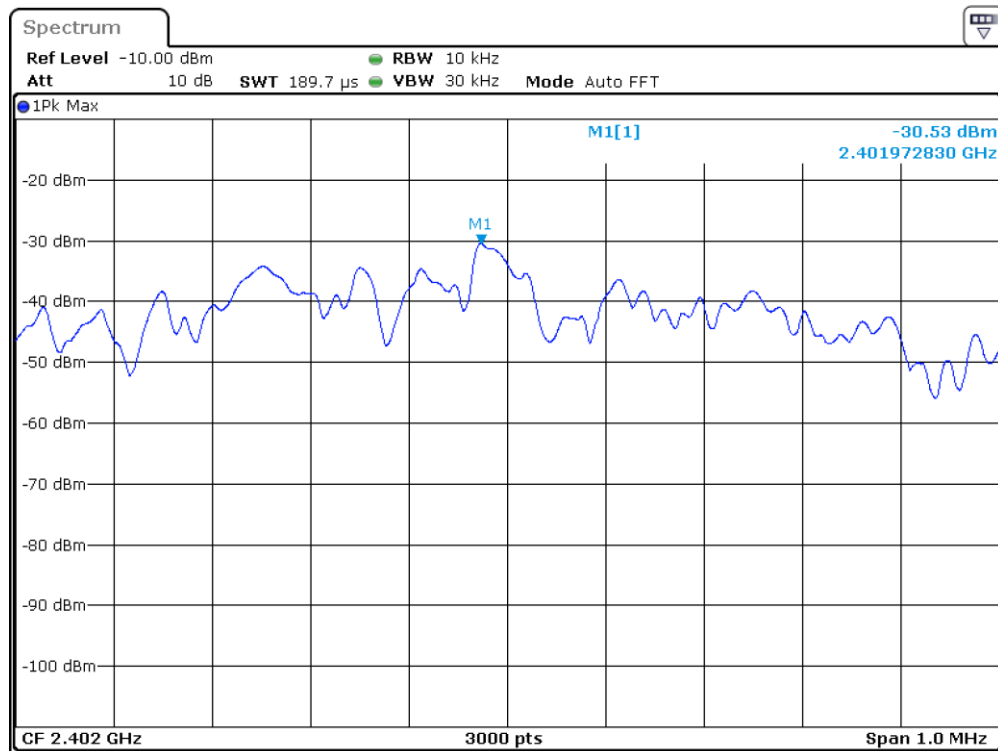
Spectrum Analyzers / Receivers / Preselectors	Range	MN	Mfr	SN	Asset	Cat	Calibration Due	Calibrated on
FSV40 Signal/Spectrum Analyzer	10Hz-40GHz	FSV40	R&S	101551	2200	I	6/1/2017	6/1/2016
Preamps / Couplers Attenuators / Filters	Range	MN	Mfr	SN	Asset	Cat	Calibration Due	Calibrated on
API - 30dB 20W Attenuator	9KHz-40GHz	89-30-11	API Weinschel	703	2121	I	2/10/2017	2/10/2016
Meteorological Meters		MN	Mfr	SN	Asset	Cat	Calibration Due	Calibrated on
Weather Clock (Pressure Only)		BA928	Oregon Scientific	C3166-1	831	I	4/28/2018	4/28/2016
TH A#2085		HTC-1	HDE		2085	II	4/5/2017	4/5/2016

All equipment is calibrated using standards traceable to NIST or other nationally recognized calibration standard.

PLOTS

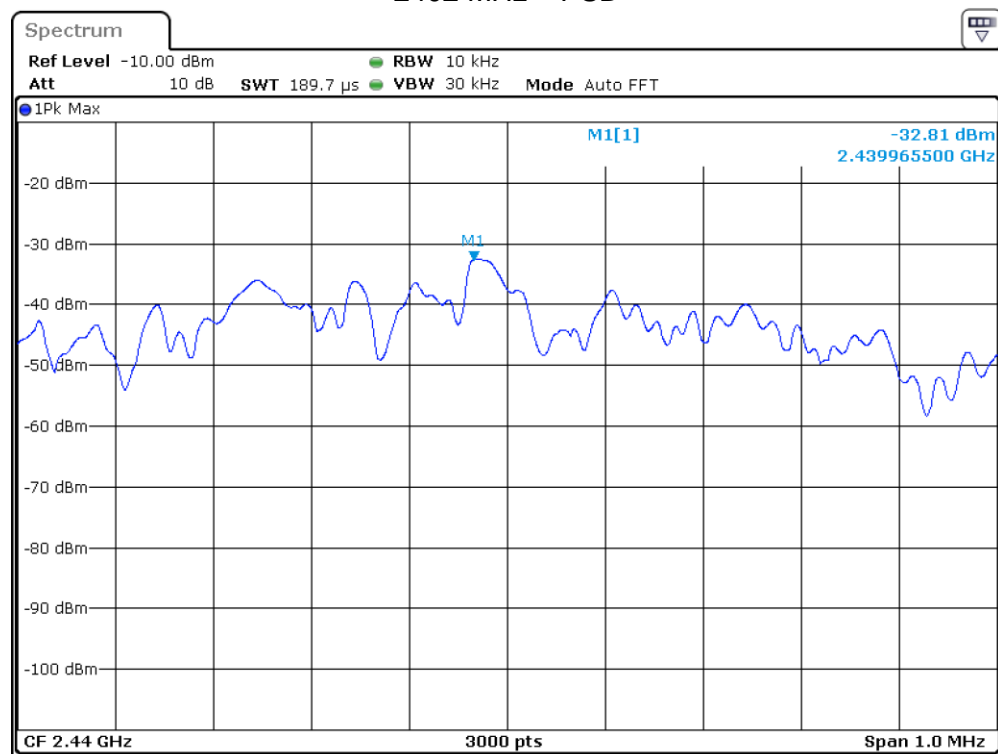
Continued on next page.





Date: 13.JUL.2016 15:11:54

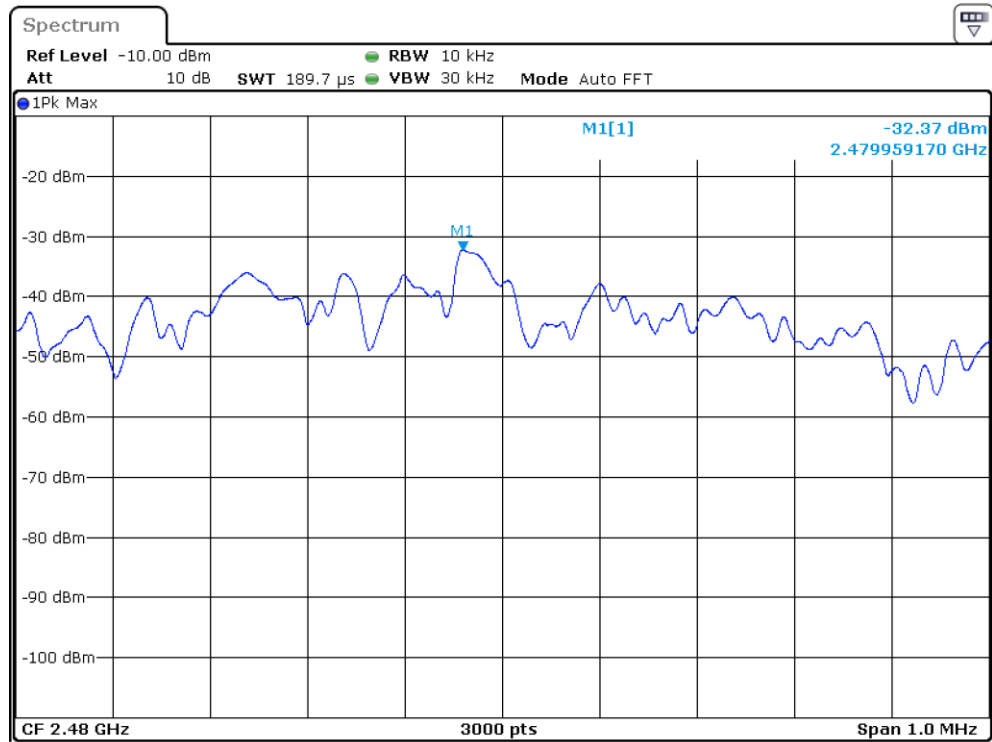
2402 MHz – PSD



Date: 13.JUL.2016 15:14:18

2440 MHz – PSD





Date: 13.JUL.2016 15:16:05

2480 MHz – PSD

AC Line Conducted Emissions LIMITS

Frequency of emission (MHz)	Quasi-peak limit (dBμV)	Average limit (dBμV)
0.15-0.5	66 to 56*	56 to 46*
0.5-5	56	46
5-30	60	50

*Decreases with the logarithm of the frequency.

[47 CFR 15.207(a)]

MEASUREMENTS / RESULTS

AC Line Conducted Emissions Data Table														
Date: 29-Aug-16 Engineer: Zac Johnson Temp: 24.0 °C							Company: Nanit EUT Desc: Baby Monitor Humidity: 45%				Work Order: Q1060 Pressure: 1010 mBar			
Notes: Bluetooth Low Energy														
Frequency Range: 0.15-30MHzEUT Input Voltage/Frequency: 120VAC/60Hz														
Frequency (MHz)	Quasi-Peak Readings		Average Readings		LISN Factors		Cable Factor (dB)	ATTN Factor (dB)	FCC/CISPR Class B			FCC/CISPR Class B		
	QP1 (dBµV)	QP2 (dBµV)	AVG1 (dBµV)	AVG2 (dBµV)	L1 (dB)	L2 (dB)			QP Limit (dBµV)	Margin (dB)	Result (Pass/Fail)	AVG Limit (dBµV)	Margin (dB)	Result (Pass/Fail)
9.11	26.4	25.8	13.9	9.6	0.0	-0.1	-0.1	-20.3	60.0	-13.1	Pass	50.0	-15.6	Pass
9.63	28.8	27.0	16.1	11.5	-0.1	-0.1	-0.1	-20.3	60.0	-10.7	Pass	50.0	-13.4	Pass
10.15	28.9	27.4	17.8	13.6	-0.1	-0.1	-0.1	-20.3	60.0	-10.6	Pass	50.0	-11.7	Pass
10.67	27.5	30.3	18.5	15.2	-0.1	-0.1	-0.1	-20.3	60.0	-9.2	Pass	50.0	-11.0	Pass
11.19	22.1	21.5	15.7	13.2	-0.1	-0.1	-0.1	-20.3	60.0	-17.4	Pass	50.0	-13.8	Pass
11.71	16.2	14.5	9.6	6.9	-0.1	-0.1	-0.1	-20.3	60.0	-23.3	Pass	50.0	-19.9	Pass
Result: Pass							Worst Margin: -9.2 dB				Frequency: 10.670 MHz			
Measurement Device: LISN ASSET 1726(Line 1) LISN ASSET 1727(Line 2)							Cable: CEMI-02 Attenuator: 20dB Atten-4				Spectrum Analyzer: Gold Site: CEMI 5			
C-S CEMI Calculator Version 3.0.14 Adjusted Reading = Raw Reading + LISN Insertion Loss + Cable Loss + Attenuation Equipment Factor Sheet rev: 8/24/2016														

Rev. 8/29/2016

LISNs/Measurement Probes		Range	MN	Mfr	SN	Asset	Cat	Calibration Due	Calibrated on
LISN Asset 1726		150kHz-30MHz	LI-150A	Com-Power	201092	1726	I	2/4/2017	2/4/2016
LISN Asset 1727		150kHz-30MHz	LI-150A	Com-Power	201093	1727	I	2/4/2017	2/4/2016
Cables		Range		Mfr			Cat	Calibration Due	Calibrated on
CEMI-02		9kHz - 2GHz		C-S			II	4/10/2017	4/10/2016
Attenuators		Range	MN	Mfr	SN	Asset	Cat	Calibration Due	Calibrated on
20dB Attenuator-04		9kHz-2GHz			N/A		II	9/7/2017	8/7/2016
Spectrum Analyzers / Receivers / Preselectors		Range	MN	Mfr	SN	Asset	Cat	Calibration Due	Calibrated on
Gold		100Hz-26.5 GHz	E4407B	Agilent	MY45113816	1284	I	1/13/2017	1/13/2016
Meteorological Meters			MN	Mfr	SN	Asset	Cat	Calibration Due	Calibrated on
Weather Clock (Pressure Only)			BA928	Oregon Scientific	C3166-1	831	I	4/28/2018	4/28/2016
TH A#2085			HTC-1	HDE		2085	II	4/5/2017	4/5/2016

All equipment is calibrated using standards traceable to NIST or other nationally recognized calibration standard.



Curtis-Straus LLC, a wholly owned subsidiary of BV CPS
One Distribution Center Circle, #1 • Littleton, MA • TEL (978) 486-8880 • FAX (978) 486-8828



Occupied Bandwidth

Requirement: When an occupied bandwidth is not specified in the applicable RSS, the transmitted signal bandwidth to be reported is to be its 99% emission bandwidth, as calculated or measured. [RSS-GEN 6.6]

MEASUREMENTS / RESULTS

99% Occupied Bandwidth									
Date: Jul-13-2016			Company: Udisense Inc. DBA: Nanit				Work Order: Q1060		
Engineer: Yunus Faziloglu			EUT: Smart Baby Monitor (Model: N101)				EUT Operating Voltage/Frequency: 5VDC		
Temp: 24.5°C			Humidity: 45%		Pressure: 1001 mBar				
Frequency Range: 2402-2480 MHz							Measurement Type: Conducted		
Notes: Powered from support laptop USB port									
Frequency (MHz)		99% OBW (kHz)							
2402		1052							
2440		1052							
2480		1051							
Test Site: Wireless Test Room			Cable 1: UFL to SMA adapter			Attenuator A2121			
Analyzer: A2200			Copyright Curtis-Straus LLC 2000						

Rev. 7/4/2016

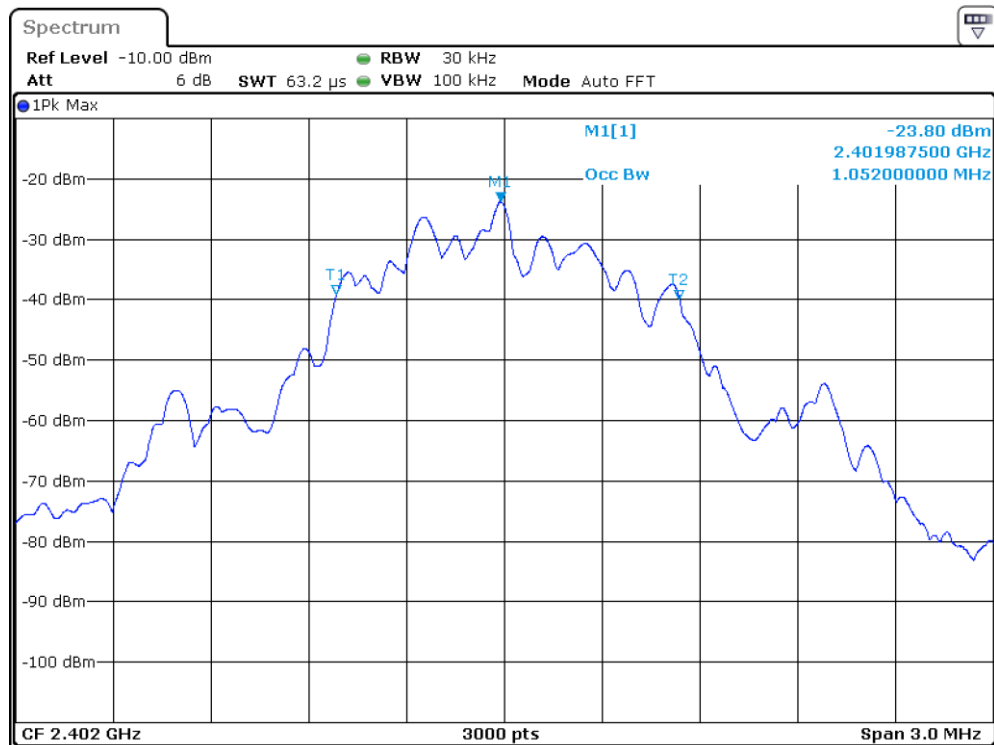
Spectrum Analyzers / Receivers / Preselectors	Range	MN	Mfr	SN	Asset	Cat	Calibration Due	Calibrated on
FSV40 Signal/Spectrum Analyzer	10Hz-40GHz	FSV40	R&S	101551	2200	I	6/1/2017	6/1/2016
Preamps/Couplers Attenuators / Filters	Range	MN	Mfr	SN	Asset	Cat	Calibration Due	Calibrated on
API - 30dB 20W Attenuator	9KHz-40GHz	89-30-11	API Weinschel	703	2121	I	2/10/2017	2/10/2016
Meteorological Meters		MN	Mfr	SN	Asset	Cat	Calibration Due	Calibrated on
Weather Clock (Pressure Only)		BA928	Oregon Scientific	C3166-1	831	I	4/28/2018	4/28/2016
TH A#2085		HTC-1	HDE		2085	II	4/5/2017	4/5/2016

All equipment is calibrated using standards traceable to NIST or other nationally recognized calibration standard.

Plots

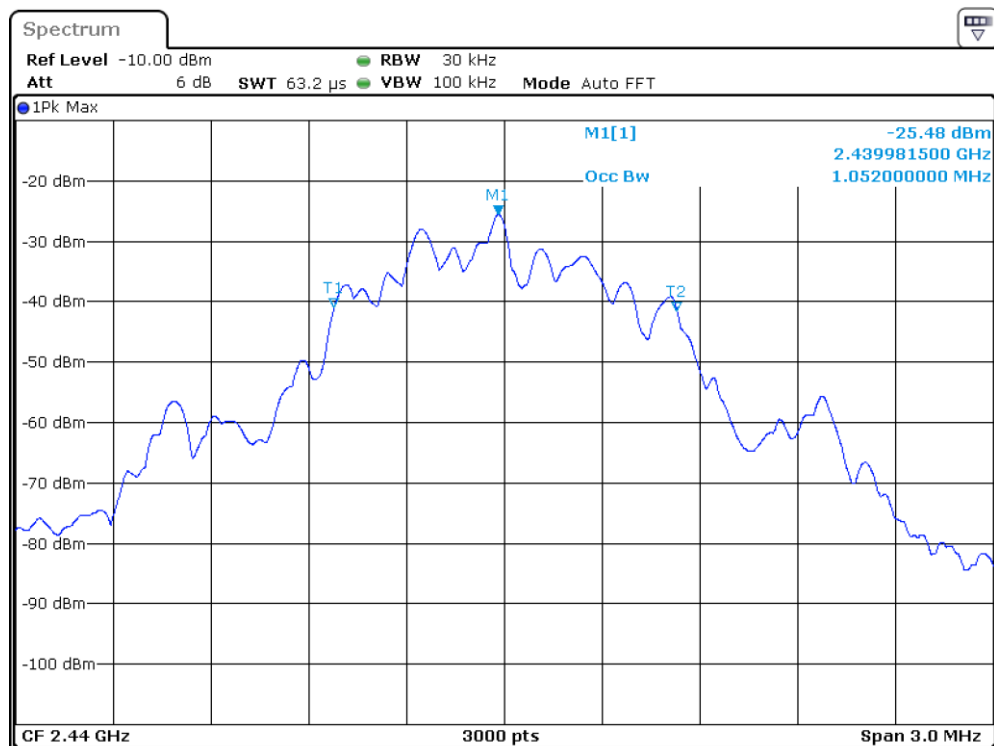
Continued on next page





Date: 13.JUL.2016 13:53:54

2402 MHz – Occupied Bandwidth



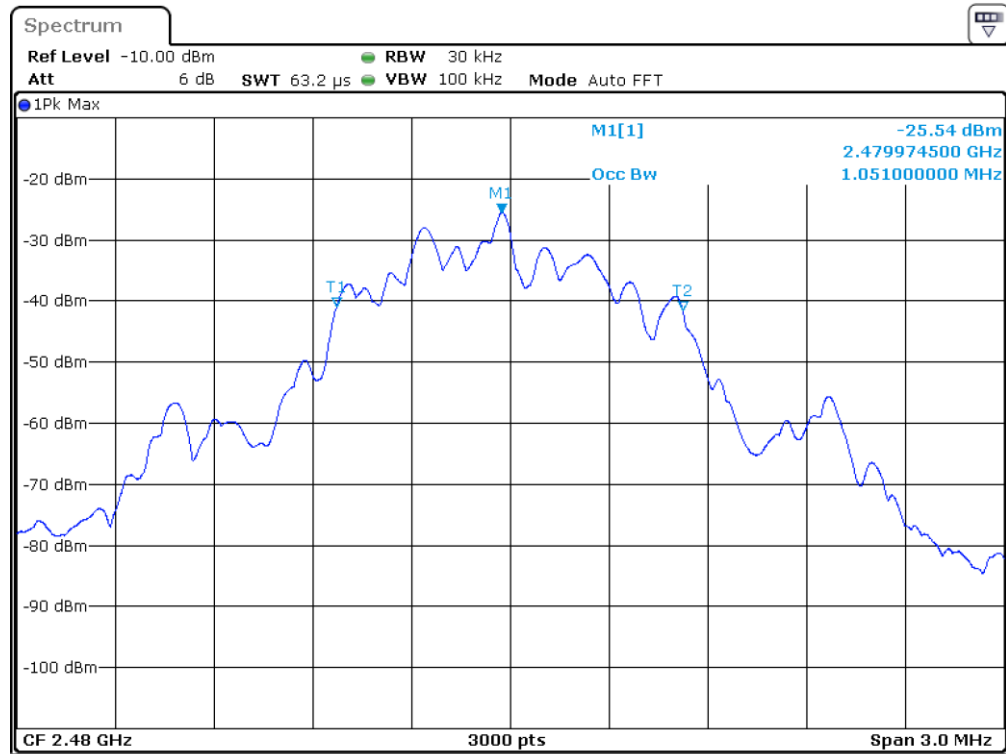
Date: 13.JUL.2016 13:58:24

2440 MHz – Occupied Bandwidth



Curtis-Straus LLC, a wholly owned subsidiary of BV CPS
One Distribution Center Circle, #1 • Littleton, MA • TEL (978) 486-8880 • FAX (978) 486-8828





Date: 13 JUL 2016 14:00:29

2480 MHz – Occupied Bandwidth

Measurement Uncertainty

The listed uncertainties are the worst case uncertainty for the entire range of measurement. Please note that the uncertainty values are provided for informational purposes only and are not used in determining the PASS/FAIL results.

Measurement	Expanded Uncertainty k=2	Maximum allowable uncertainty
Radiated Emissions (30-1000MHz)		
NIST	5.6dB	N/A
CISPR	4.6dB	5.2dB (Ucisp)
Radiated Emissions (1-26.5GHz)	4.6dB	N/A
Radiated Emissions (above 26.5GHz)	4.9dB	N/A
Magnetic Radiated Emissions	5.6dB	N/A
Conducted Emissions		
NIST	3.9dB	N/A
CISPR	3.6dB	3.6dB (Ucisp)
Telco Conducted Emissions (Current)	2.9dB	N/A
Telco Conducted Emissions (Voltage)	4.4dB	N/A
Electrostatic Discharge	11.5%	N/A
Radiated RF Immunity (Uniform Field)	1.6dB	N/A
Electrical Fast Transients	23.1%	N/A
Surge	23.1%	N/A
Conducted RF Immunity	3dB	N/A
Magnetic Immunity	12.8%	N/A
Dips and Interrupts	2.3V	N/A
Harmonics	3.5%	N/A
Flicker	3.5%	N/A
Radio frequency (@ 2.4GHz)	3.23×10^{-8}	1×10^{-7}
RF power, conducted	0.40dB	0.75dB
Maximum frequency deviation:		
• Within 300Hz and 6kHz of audio frequency / Within 6kHz and 25kHz of audio frequency	3.4% 0.3dB	5% 3dB
Adjacent channel power	1.9dB	3dB
Conducted spurious emission of transmitter, valid up to 12.75GHz	2.39dB	3dB
Conducted emission of receivers	1.3dB	3dB
Radiated emission of transmitter, valid up to 26.5GHz	3.9dB	6dB
Radiated emission of transmitter, valid up to 80GHz	3.3dB	6dB
Radiated emission of receiver, valid up to 26.5GHz	3.9dB	6dB
Radiated emission of receiver, valid up to 80GHz	3.3dB	6dB
Humidity	2.37%	5%
Temperature	0.7°C	1.0°C
Time	4.1%	10%
RF Power Density, Conducted	0.4dB	3dB
DC and low frequency voltages	1.3%	3%
Voltage (AC, <10kHz)	1.3%	2%
Voltage (DC)	0.62%	1%
The above reflects a 95% confidence level		

Conditions Of Testing

[Bureau Veritas Consumer Products Services, Inc., a Massachusetts corporation], and/or its affiliates (collectively, the "Company") will conduct, at the request of the Submitter ("Client"), the tests specified on the submitted Test Request Form or equivalent in accordance with, and subject to, the following terms and conditions (collectively, "Conditions"):

1. All orders for tests are subject to acceptance by the Company, and no order will constitute a binding commitment of the Company unless and until such order is accepted by it, as evidenced by the issuance of a written report ("Test Report") by the Company. The Test Report is issued solely by the Company, is intended for the exclusive use of Client and shall not be published, used for advertising purposes, copied or replicated for distribution to any other person or entity or otherwise publicly disclosed without the prior written consent of the Company. By submitting a request for services to the Company, Client consents to the disclosure to accreditation bodies of those records of Client relevant to the accreditation body's assessment of the Company's competence and compliance with relevant accreditation criteria. The Company shall not be liable for any loss or damage whatsoever resulting from the failure of the Company to provide its services within any time period for completion estimated by the Company. If Client anticipates using the Test Report in any legal proceeding, arbitration, dispute resolution forum or other proceeding, it shall so notify the Company prior to submitting the Test Report in such proceeding. The Company has no obligation to provide a fact or expert witness at such proceeding unless the Company agrees in advance to do so for a separate and additional fee.

2. The Test Report will set forth the findings of the Company solely with respect to the test samples identified therein. Unless specifically and expressly indicated in the Test Report, the results set forth in such Test Report are not intended to be indicative or representative of the quality or characteristics of the lot from which a test sample is taken, and Client shall not rely upon the Test Report as being so indicative or representative of the lot or of the tested product in general. The Test Report will reflect the findings of the Company at the time of testing only, and the Company shall have no obligation to update the Test Report after its issuance. The Test Report will set forth the results of the tests performed by the Company based upon the written information provided to the Company. The Test Report will be based solely on the samples and written information submitted to the Company by Client, and the Company shall not be obligated to conduct any independent investigation or inquiry with respect thereto.

3. The Company may, in its sole discretion, destroy samples which have been furnished to the Company for testing and which have not been destroyed in the course of testing. The Company may delegate the performance of all or a portion of the services contemplated hereunder to an affiliate, agent or subcontractor of the Company, and Client consents to such delegation.

4. These Conditions and the Test Report represent the entire understanding of the parties hereto with respect to the subject matter hereof and of the Test Report, and no modification, variance or extrapolation with respect thereto shall be permitted without the prior written consent of the Company.

5. The names, service marks, trademarks and copyrights of the Company and its affiliates, including the names "BUREAU VERITAS," "BUREAU VERITAS CONSUMER PRODUCTS SERVICES," "BVCPS," "MTL," "ACTS," "MTL-ACTS" and CURTIS-STRAUS (collectively, the "Marks") are and shall remain the sole property of the Company or its affiliates and shall not be used by Client except solely to the extent that Client obtains the prior written approval of the Company and then only in the manner prescribed by the Company. Client shall not contest the validity of the Marks or take any action that might impair the value or goodwill associated with the Marks or the image or reputation of the Company or its affiliates.

6. Payment in full shall be due 30 days after the date of invoice. Interest shall be due on overdue amounts from the due date until paid at an interest rate of 1.5% per month or, if less, the maximum rate permitted by law. The Company reserves the right, at any time and from time to time, to revoke any credit extended to Client. Client shall reimburse the Company for any costs it incurs in collecting past due amounts, including court costs and fees and expenses of attorneys and collection agencies. The Test Report may not be used or relied upon by Client if and for so long as Client fails to pay when due any invoice issued by the Company or any affiliate of it to Client or any affiliate or subsidiary of Client together with interest and penalties, if any, accrued thereon.

7. The Company disclaims any and all responsibility or liability arising out of or in connection with e-mail transmissions of such information.

8. Client understands and agrees that the Company is neither an insurer nor a guarantor, that the Company does not take the place of Client or any designer, manufacturer, agent, buyer, distributor or transportation or shipping company, and that the Company disclaims all liability in such capacities. Client further understands that if it seeks assurance against loss or damage, it should obtain appropriate insurance.

9. Client agrees that the Company, by providing the services, does not take the place of Client nor any third party, nor does the Company release them from any of their obligations, nor does the Company otherwise assume, abridge, abrogate or undertake to discharge any duty of any third party to Client or any duty of Client or any third party to any other third party, and Client will not release any third party from its obligations and duties with respect to the tested goods.

10. Client shall, on a timely basis, (a) provide adequate instructions to the Company in order to enable the Company to perform properly its services, (b) provide, or cause Client's suppliers and contractors to provide, the Company with all documents necessary to enable the Company to perform its services, (c) furnish the Company with all relevant information regarding Client's intended use and purposes of the tested goods, (d) advise the Company of essential dates and deadlines relevant to the tested goods and (e) fully exercise all rights and remedies available to Client against third parties in respect of the tested goods.

11. The Company shall undertake due care and ordinary skill in the performance of its services to Client, and the Company shall accept responsibility only where such skill has not been exercised and, even in such event, only to the extent of the limitation of liability set forth herein.

12. If Client desires to assert a claim arising from or relating to (i) the performance, purported performance or non-performance of any services by the Company or (ii) the sale, resale, manufacture, distribution or use of any tested goods, it must submit that claim to the Company in a writing that sets forth with particularity the basis for such claim within 60 days from discovery of the potential claim and not more than six months after the date of issuance of the Test Report to Client. Client waives any and all such claims including, without limitation, claims that the Test Report is inaccurate, incomplete or misleading or that additional or different testing is required, unless and then only to the extent that Client submits a written claim to the Company within both such time periods.

13. CLIENT SHALL, EXCEPT TO THE EXTENT OF COMPANY'S LIABILITY TO CLIENT HEREUNDER (WHICH IN NO EVENT SHALL EXCEED THE LIMITATION OF LIABILITY HEREIN), HOLD HARMLESS AND INDEMNIFY THE COMPANY, ITS AFFILIATES AND THEIR RESPECTIVE DIRECTORS, OFFICERS, EMPLOYEES, AGENTS AND SUBCONTRACTORS AGAINST ALL ACTUAL OR ALLEGED THIRD PARTY CLAIMS FOR LOSS, DAMAGE OR EXPENSE OF WHATSOEVER NATURE AND HOWSOEVER ARISING FROM OR RELATING TO (i) THE PERFORMANCE, PURPORTED PERFORMANCE OR NON-PERFORMANCE OF ANY SERVICES BY THE COMPANY OR (ii) THE SALE, RESALE, MANUFACTURE, DISTRIBUTION OR USE OF ANY TESTED GOODS.

14. EXCEPT AS MAY OTHERWISE BE EXPRESSLY AGREED TO IN WRITING BY THE COMPANY AND NOTWITHSTANDING ANY PROVISION TO THE CONTRARY CONTAINED HEREIN OR IN ANY TEST REPORT, NO WARRANTY OR GUARANTEE, EXPRESS OR IMPLIED, INCLUDING ANY WARRANTY OF MERCHANTABILITY OR FITNESS FOR A PARTICULAR PURPOSE OR USE, IS MADE.



Curtis-Straus LLC, a wholly owned subsidiary of BV CPS

One Distribution Center Circle, #1 • Littleton, MA • TEL (978) 486-8880 • FAX (978) 486-8828



15. (A) IN NO EVENT WHATSOEVER SHALL THE COMPANY BE LIABLE FOR ANY CONSEQUENTIAL, SPECIAL, INCIDENTAL, EXEMPLARY OR PUNITIVE DAMAGES IN CONNECTION WITH, RELATING TO OR ARISING OUT OF THE TEST REPORT OR THE SERVICES PROVIDED BY THE COMPANY HEREUNDER, INCLUDING WITHOUT LIMITATION LOSS OF OR DAMAGE TO PROPERTY; LOSS OF INCOME, PROFIT OR USE; OR ANY CLAIMS OR DEMANDS MADE AGAINST CLIENT OR ANY OTHER PERSON BY ANY THIRD PARTY IN CONNECTION WITH, RELATING TO OR ARISING OUT OF THE SERVICES PROVIDED BY THE COMPANY HEREUNDER.

(B) NOTWITHSTANDING ANY PROVISION TO THE CONTRARY CONTAINED HEREIN, AND IN RECOGNITION OF THE RELATIVE RISKS AND BENEFITS TO CLIENT AND THE COMPANY ASSOCIATED WITH THE TESTING SERVICES CONTEMPLATED HEREBY, THE RISKS HAVE BEEN ALLOCATED SUCH THAT UNDER NO CIRCUMSTANCES WHATSOEVER SHALL THE LIABILITY OF THE COMPANY TO CLIENT OR ANY THIRD PARTY IN RESPECT OF ANY CLAIM FOR LOSS, DAMAGE OR EXPENSE, OF WHATSOEVER NATURE OR MAGNITUDE, AND HOWSOEVER ARISING, EXCEED AN AMOUNT EQUAL TO FIVE (5) TIMES THE AMOUNT OF THE FEES PAID TO THE COMPANY FOR THE SPECIFIC SERVICES WHICH GAVE RISE TO SUCH CLAIM OR U.S.\$10,000, WHICHEVER IS THE LESSER AMOUNT.

16. The Company shall not be liable for any loss or damage resulting from any delay or failure in performance of its obligations hereunder resulting directly or indirectly from any event of force majeure or any event outside the control of the Company. If any such event occurs, the Company may immediately cancel or suspend its performance hereunder without incurring any liability whatsoever to Client.

17. Company's services, including these Conditions, shall be governed by, and construed in accordance with, the local laws of the country where the Company performs the tests or, in the case of tests performed in the United States of America, the laws of Massachusetts without regard to conflicts of laws principles. If any aspect(s) of these Conditions is found to be illegal or unenforceable, the validity, legality and enforceability of all remaining aspects of these Conditions shall not in any way be affected or impaired thereby. Any proceeding related to the subject matter hereof shall be brought, if at all, in the courts of the country where the Company performs the tests or, in the case of tests performed in the United States of America, in the courts of Massachusetts. Client waives the right to interpose any counterclaim or setoffs of any nature in any litigation arising hereunder.

The complete list of the Approved Subcontractors Curtis-Straus may use to delegate the performance of work can be provided upon request.
Rev.160009121(2)_#684340 v14CS

