

## EXHIBIT D – TEST SETUP PHOTOGRAPHS

---

*Test Model: FPA-C34*

**Conducted Emission Test Setup Front View**




**Conducted Emission Test Setup Side View**




**Radiated Emission Test Setup Front View  
(Below 1 GHz)**




**Radiated Emission Test Setup Rear View  
(Below 1 GHz)**



**Radiated Emission Test Setup Front View  
(Above 1 GHz)**



**Radiated Emission Test Setup Rear View  
(Above 1 GHz)**




***Multi-listing Model: FPA-W34***

**Radiated Emission Test Setup Front View  
(Below 1 GHz)**



**Radiated Emission Test Setup Rear View  
(Below 1 GHz)**





**Radiated Emission Test Setup Front View  
(Above 1 GHz)**



**Radiated Emission Test Setup Rear View  
(Above 1 GHz)**

