


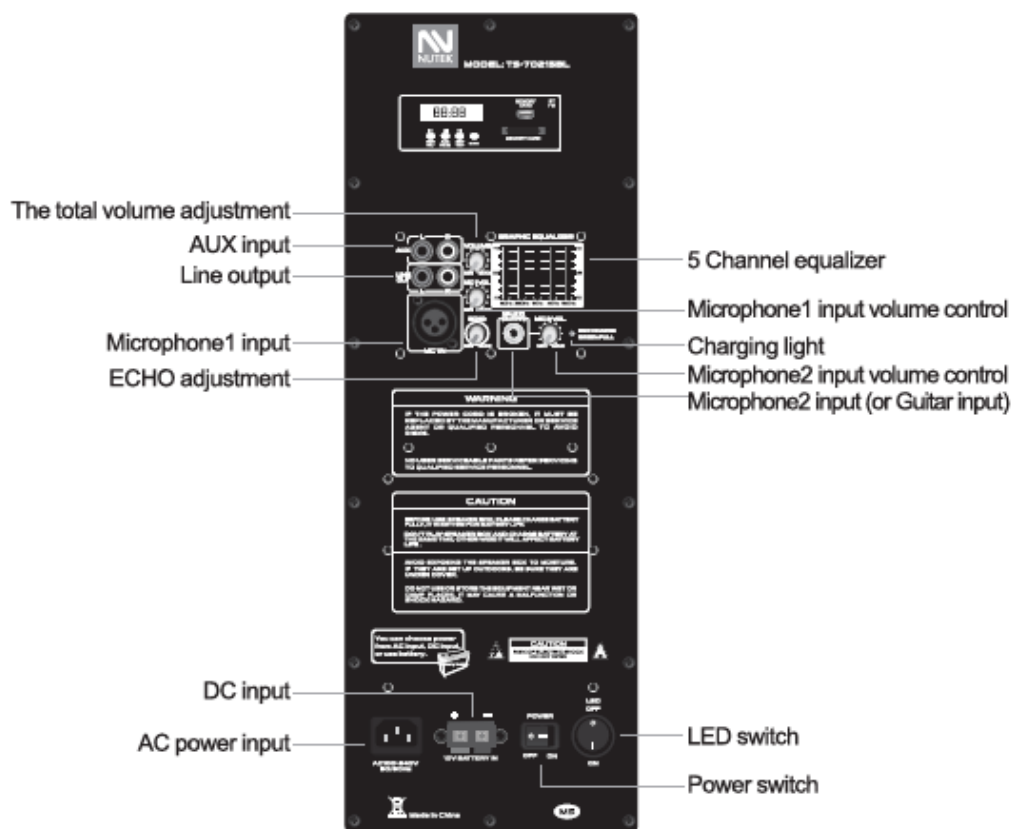


MODEL:TS-70215BL

1. Welcome to choose our speaker
2. Packing Contents
 - .1 x speaker
 - .1 x wired microphone
 - .1 x remote control
 - .1 x user's guide
 - .1 x 3.5 st to 2RCA cable(1.2M)

3. Speaker box

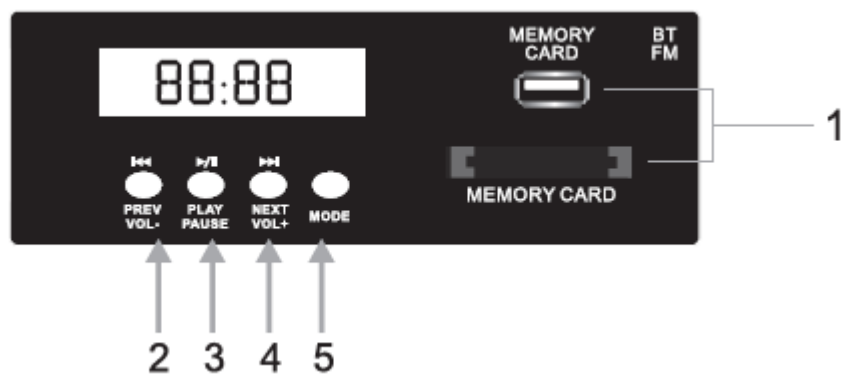




ECO function

It located on control panel, with eco control. Sing song or talk with eco Function will reach good effecton.

4. MP3



1 MEMORY CARD Connector

A MEMORY CARD connector for auxiliary signal input and MP3 player.

2 Previous / V-

Press in playback mode MEMORY CARD to return to the previous song, if you press and hold back the song playing. In FM mode returns song, if you press and hold the song playing. In FM mode returns to the previous station. Press the Vol- to decrease the volumen level (only applies to the volume of the memories MEMORY CARD)

3 Play/ Pause

Press to boot or pause playback of files on MEMORY CARD.

If you are in FM Radio mode, pressing the seek button to search stations and store the memory.

4 Nex/V+

Press in the playback mode MEMEORY CARD to advance to the next song, if you hold down the button advances the currently playing song. In FM mode jumps to the next station. PRESS THE Vol+ to increase the volumen level(only applies to the volume of the memories MEMORY CARD)

5 Mode Button

Press to switch between play modes in the following orde: MEMORY CARD-BT...

5. Caution

- . Before use speaker box, please charge battery fully, it is better for battery Life
- . Avoid exposing the speaker box to moisture. If the are set up outdoors, Be sure they are under cover.
- . Do not use or store the eqiupment near wet or damp places. It may cause A malfunction or shock hazard.
- . If the power coed is broken, it must be replaced by the manufacture Or service agent or qualified personnel to avoid risks.
- . To reduce the risk of fire or electric shock, do notexpose this qeupment to Rain or moisture.
- . Clean only with a soft, dry cloth.

FCC Warning

This equipment has been tested and found to comply with the limits for a Class B digital device, pursuant to part 15 of the FCC Rules. These limits are designed to provide reasonable protection against harmful interference in a residential installation. This equipment generates uses and can radiate radio frequency energy and, if not installed and used in accordance with the instructions, may cause harmful interference to radio communications. However, there is no guarantee that interference will not occur in a particular installation. If this equipment does cause harmful interference to radio or television reception, which can be determined by turning the equipment off and on, the user is encouraged to try to correct the interference by one or more of the following measures:

- Reorient or relocate the receiving antenna.
- Increase the separation between the equipment and receiver.
- Connect the equipment into an outlet on a circuit different from that to which the receiver is connected.
- Consult the dealer or an experienced radio/TV technician for help.

Any Changes or modifications not expressly approved by the party responsible for compliance could void the user's authority to operate the equipment.