

Switch panel

Manual

science and technology creates future, intelligent
makes life better

1. Product Introduction

SOLA intelligent touch switch adopts the international advanced Z-WAVE technology, standard 86 bottom box installation, fully compatible with the existing standard socket, it is very easy to use. It also conforms to automation standard protocol like EU, US, HK, ANZ, etc.

SOLA intelligent touch switch is well-designed for home, can realize the synchronization and interaction with mobile phone, computer, tablet computer, and can realize the intelligent control of home appliances. It is your best choice to realize your intelligent home!

Name: one position touch switch, two position touch switch, three position touch switch

Model: SLLTS-150F、SLLTS-250F、SLLTS-350F:

Applicable to various lamps, such as incandescent lamps, fluorescent lamps, energy-saving lamps, LED lamps and so on.

Product features

- ✓ SOLA control system adopts wireless signal technology, without breaking the wall, without wire, and with bidirectional response mode, can easily realize switch control to the home appliance.
- ✓ Adopts capacitive touch screen, adapts to energy-saving lamp, fluorescent lamp, incandescent lamp and other lamps.
- ✓ Strong resistant to being broken down, high reliability, high stability.
- ✓ Ultra low standby power consumption: $\leq 100\text{mW}$
- ✓ Single maximum load power: 500W
- ✓ Backlit display
- ✓ Adapts the two-wire connection (must be assigned zero line)

Main functions

Manual switch function

The touch capacitive touch screen panel can realize the manual switch, the function is equal to the traditional switch; switch state can be remembered, namely the power switch automatic on again later, the state is the same as last one.

Wireless connection function

Through two-way response mode, switch can be operated by software, after start the association, can realize the control and interaction between the scene models.

System control function

Mobile phone, pad can cooperate with small SOLA server, realize the system control function.

Technical parameters

| | |
|-------------------|--|
| Rated voltage | AC85V~AC265V |
| Rated frequency | 50/60Hz |
| Rated current | 12mA(AC220V) |
| Standby power | ≤100mW |
| Load type | incandescent lamp / energy-saving lamps / fluorescent lamp / LED lamp |
| Load power | incandescent lamp (one-way) / energy-saving lamp / fluorescent lamp / light LED 0-300W (one-way) |
| The maximum load | ≤500W (each) |
| The minimum load | ≥5W (each) |
| Control method | touch; wireless |
| Wireless range | 120m (relay) ; 30m (no blocking) |
| Radio frequency | 908.4MHz |
| Modulation | FSK |
| Communication | bidirectional |
| Working life | 20000 times |
| Materials | insulation flame retardant PC, high-grade tempered glass panel |
| Color | black/white/ dusty blue/coffee |
| Temperature | 0-50℃ |
| Humidity | 5% ~ 95%RH |
| Dimension (L*W*H) | 86mm×86mm×33mm |
| Weight | 160g |

Instructions

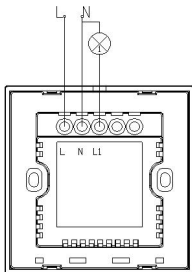
| Name & model | Instructions |
|--|--|
| one position touch switch SLLTS-150F | Press key for a short time can open or close lamp. |
| two position touch switch SLLTS-250F | |
| three position touch switch SLLTS-350F | Press key for a long time can add a device. |

Notes

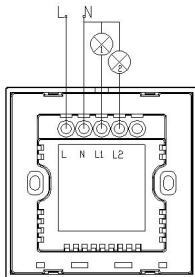
1. Hire a professional electrician to install or remove switch for you, you must cut off the power supply before install or remove a switch.
2. Don't be installed in the open air, washroom, bathroom and other damp environment.
3. The sum of each load cannot be greater than the total power rating.
4. The light will flash when re-turn on the power.
5. The road of dimming switch must be connected with load, in order to work.
6. When the light slightly flash, we suggest to adjust (slightly increase) the light power.
7. We suggest you to use energy saving lights manufactured by regular factory (such as: Philips, Foshan illumination, Oppl, Osland, GE, ect.). As to the fluorescent lamp , we recommend to use electronic rectifier.

Wiring diagram

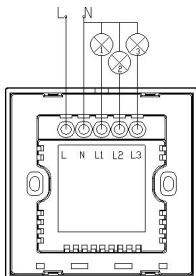
One position touch /SLLTS-150F



Two position touch /SLLTS-250F



Three position touch /SLLTS-350F



Product assembly drawing

FCC Caution: Any changes or modifications not expressly approved by the party responsible for compliance could void the user's authority to operate this equipment.

This device complies with Part 15 of the FCC Rules. Operation is subject to the following two conditions: (1) This device may not cause harmful interference, and (2) this device must accept any interference received, including interference that may cause undesired operation. This device and its antenna(s) must not be co-located or operating in conjunction with any other antenna or transmitter.

NOTE: This equipment has been tested and found to comply with the limits for a Class B digital device, pursuant to Part 15 of the FCC Rules.

These limits are designed to provide reasonable protection against harmful interference in a residential installation. This equipment generates, uses and can radiate radio frequency energy and, if not installed and used in accordance with the instructions, may cause harmful interference to radio communications.

However, there is no guarantee that interference will not occur in a particular installation.

If this equipment does cause harmful interference to radio or television reception, which can be determined by turning the equipment off and on, the user is encouraged to try to correct the interference by one or more of the following measures:

- Reorient or relocate the receiving antenna.
- Increase the separation between the equipment and receiver.
- Connect the equipment into an outlet on a circuit different from that to which the receiver is connected.
- Consult the dealer or an experienced radio/TV technician for help.