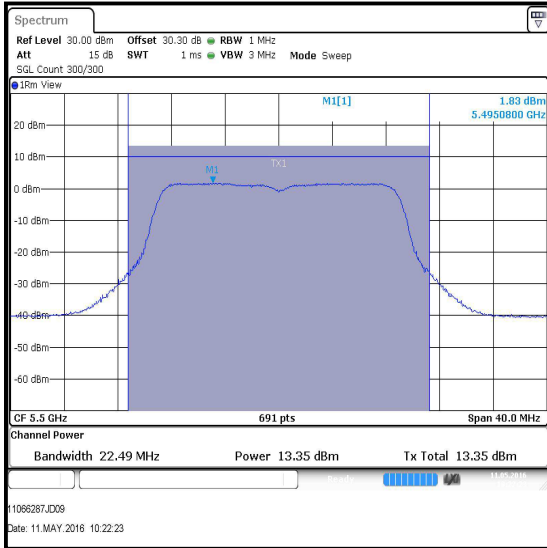
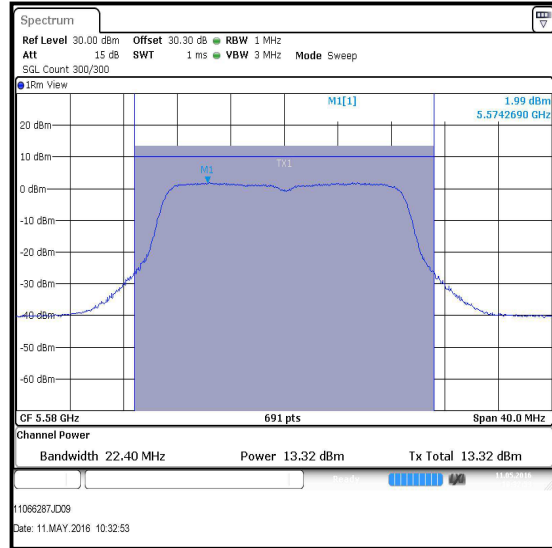


**Transmitter Maximum Conducted Output Power (5.25-5.35 GHz & 5.47-5.725 GHz bands)
(continued)**

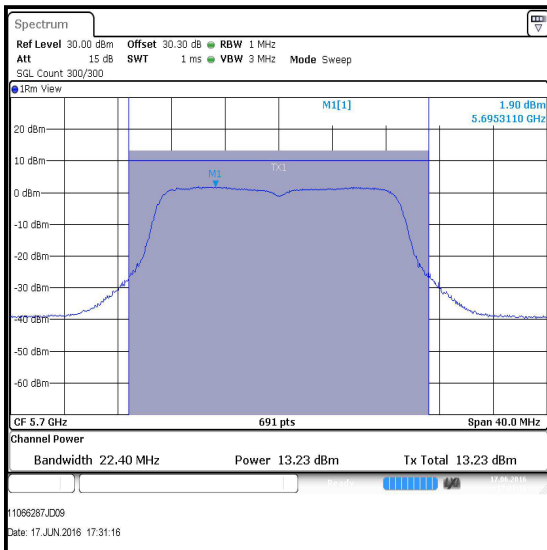
Results: 802.11n / 20 MHz / 16QAM / MCS4 / 5.47-5.725 GHz band / Port 1



Bottom Channel



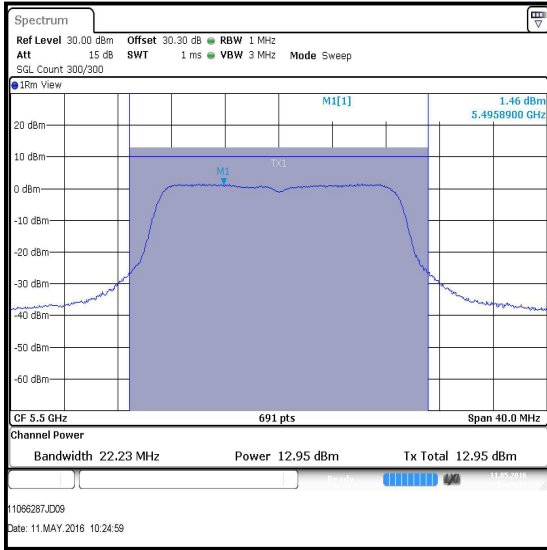
Middle Channel



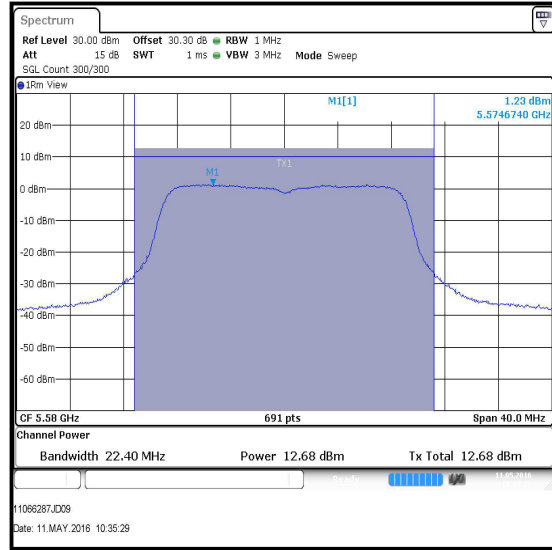
Top Channel

**Transmitter Maximum Conducted Output Power (5.25-5.35 GHz & 5.47-5.725 GHz bands)
(continued)**

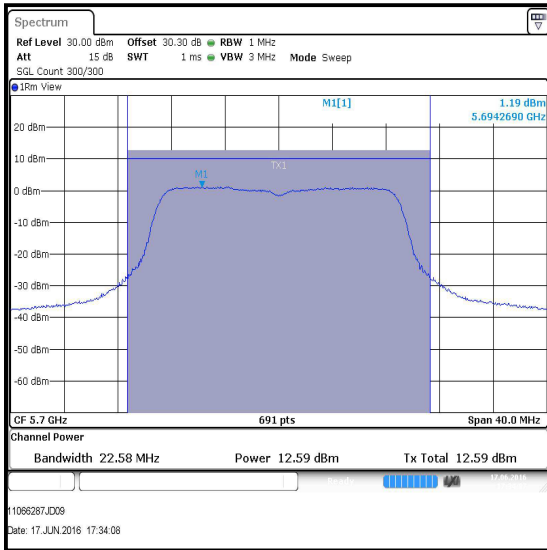
Results: 802.11n / 20 MHz / 16QAM / MCS4 / 5.47-5.725 GHz band / Port 2



Bottom Channel



Middle Channel



Top Channel

Transmitter Maximum Conducted Output Power (5.25-5.35 GHz & 5.47-5.725 GHz bands)
(continued)

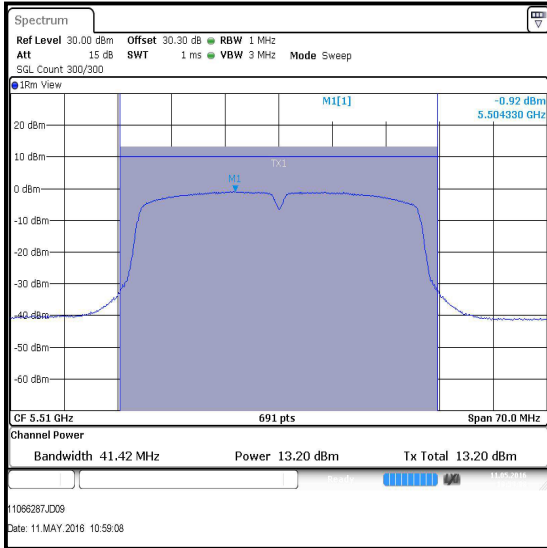
Results: 802.11n / 40 MHz / BPSK / MCS0 / 5.47-5.725 GHz band

Channel	Frequency (MHz)	Port 1			Port 2		
		Conducted Peak Power (dBm)	Duty Cycle Correction (dB)	Corrected Conducted Peak Power (dBm)	Conducted Peak Power (dBm)	Duty Cycle Correction (dB)	Corrected Conducted Peak Power (dBm)
Bottom	5510	13.2	0.2	13.4	12.9	0.2	13.1
Middle	5550	13.2	0.2	13.4	12.7	0.2	12.9
Top	5670	13.2	0.2	13.4	12.7	0.2	12.9

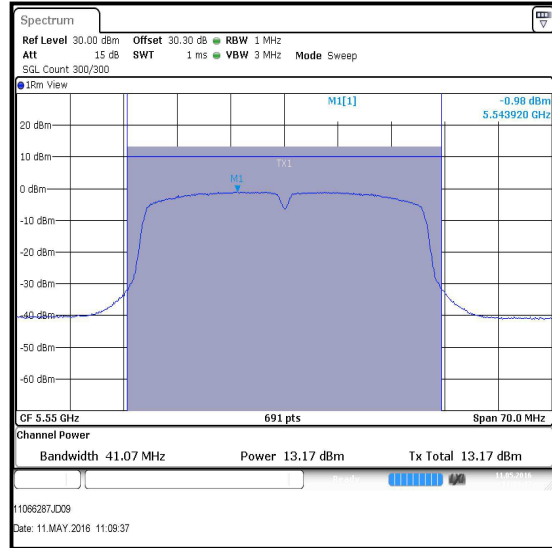
Channel	Frequency (MHz)	Corrected Conducted Peak Power Port 1 (dBm)	Corrected Conducted Peak Power Port 2 (dBm)	Combined Conducted Power (dBm)	Limit (dBm)	Margin (dB)	Result
Bottom	5510	13.4	13.1	16.3	24.0	7.7	Complied
Middle	5550	13.4	12.9	16.2	24.0	7.8	Complied
Top	5670	13.4	12.9	16.2	24.0	7.8	Complied

**Transmitter Maximum Conducted Output Power (5.25-5.35 GHz & 5.47-5.725 GHz bands)
(continued)**

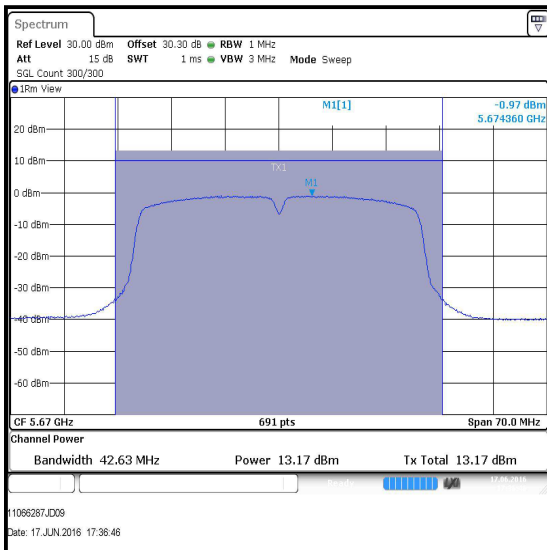
Results: 802.11n / 40 MHz / BPSK / MCS0 / 5.47-5.725 GHz band / Port 1



Bottom Channel



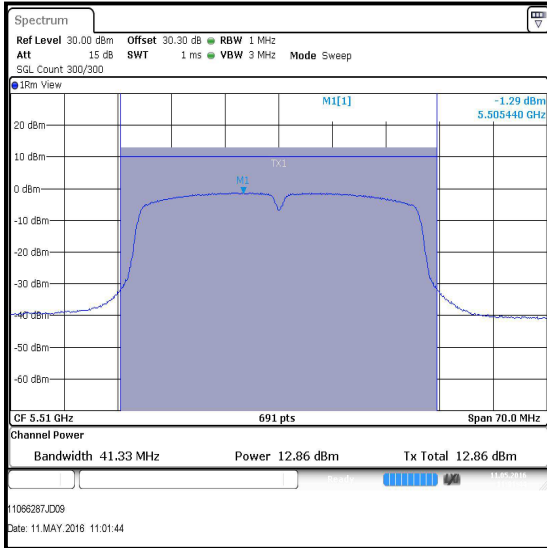
Middle Channel



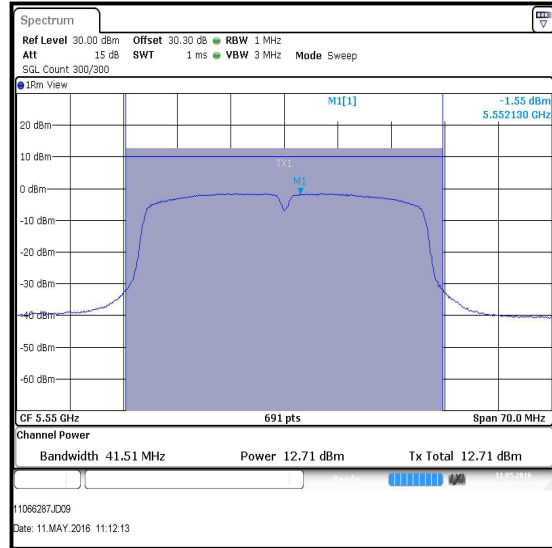
Top Channel

**Transmitter Maximum Conducted Output Power (5.25-5.35 GHz & 5.47-5.725 GHz bands)
(continued)**

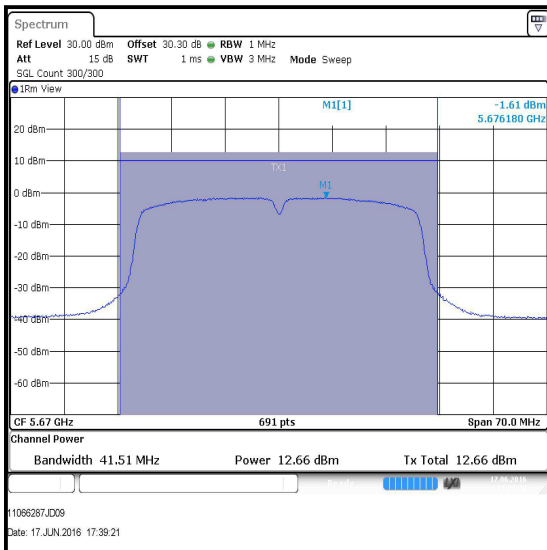
Results: 802.11n / 40 MHz / BPSK / MCS0 / 5.47-5.725 GHz band / Port 2



Bottom Channel



Middle Channel



Top Channel

Transmitter Maximum Conducted Output Power (5.25-5.35 GHz & 5.47-5.725 GHz bands)
(continued)

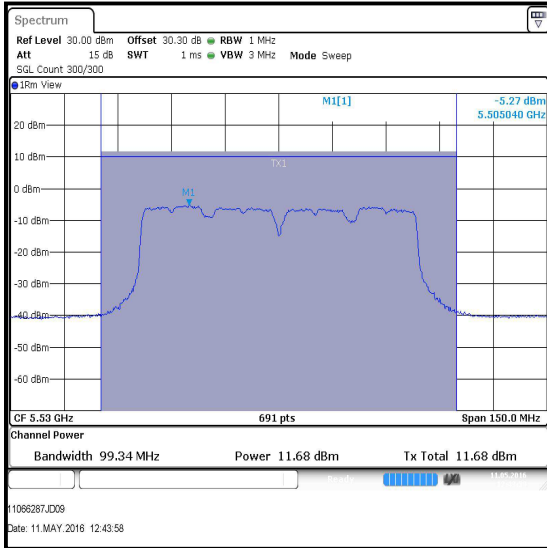
Results: 802.11ac / 80 MHz / 64QAM / MCS6x1 / 5.47-5.725 GHz band

Channel	Frequency (MHz)	Port 1			Port 2		
		Conducted Peak Power (dBm)	Duty Cycle Correction (dB)	Corrected Conducted Peak Power (dBm)	Conducted Peak Power (dBm)	Duty Cycle Correction (dB)	Corrected Conducted Peak Power (dBm)
Bottom	5530	11.7	2.5	14.2	11.3	2.5	13.8
Top	5610	11.6	2.5	14.1	11.0	2.5	13.5

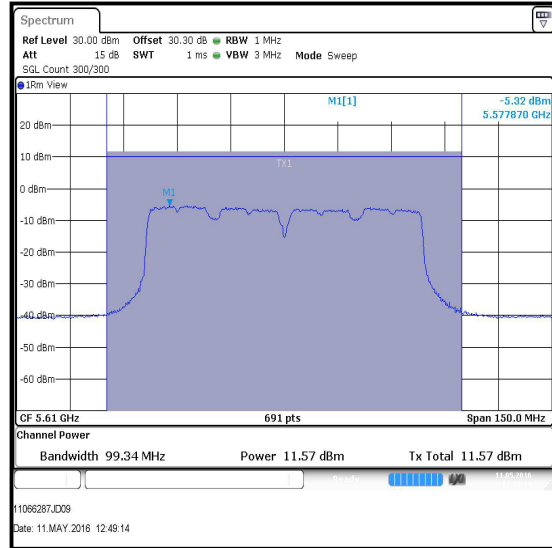
Channel	Frequency (MHz)	Corrected Conducted Peak Power Port 1 (dBm)	Corrected Conducted Peak Power Port 2 (dBm)	Combined Conducted Power (dBm)	Limit (dBm)	Margin (dB)	Result
Bottom	5530	14.2	13.8	17.0	24.0	7.0	Complied
Top	5610	14.1	13.5	16.8	24.0	7.2	Complied

**Transmitter Maximum Conducted Output Power (5.25-5.35 GHz & 5.47-5.725 GHz bands)
(continued)**

Results: 802.11ac / 80 MHz / 64QAM / MCS6x1 / 5.47-5.725 GHz band / Port 1

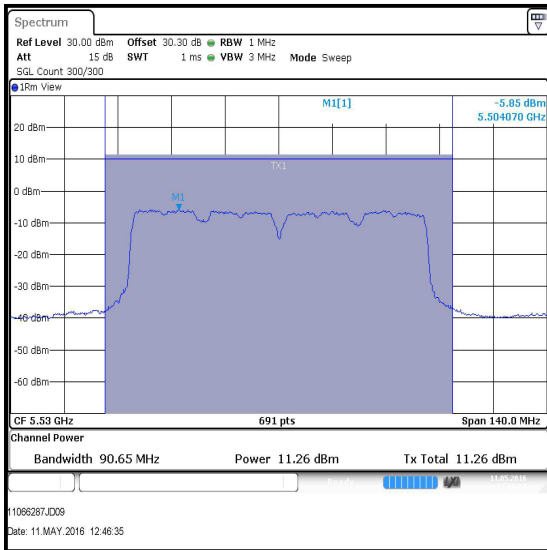


Bottom Channel

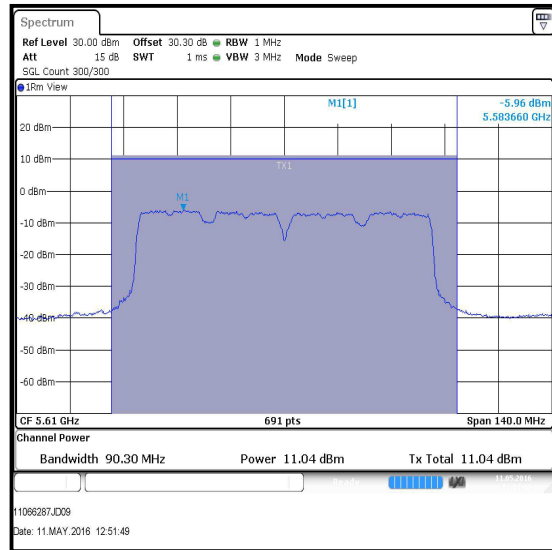


Top Channel

Results: 802.11ac / 80 MHz / 64QAM / MCS6x1 / 5.47-5.725 GHz band / Port 2



Bottom Channel



Top Channel

Transmitter Maximum Conducted Output Power (Channels that straddle the U-NII-2C and U-NII-3 bands at 5725 MHz)

Test Summary:

Test Engineer:	Georgios Vrezas	Test Date:	11 May 2016
Test Sample IMEI:	357232070003098		

FCC Reference:	Part 15.407(a)(2)
Test Method Used:	KDB 789033 D02 Section II.E.2.d)

Environmental Conditions:

Temperature (°C):	23
Relative Humidity (%):	28

Note(s):

- For channels that straddle the U-NII-2C and U-NII-3 bands at 5725 MHz, the maximum conducted power limit is more stringent on U-NII-2C, compliance is shown against the limits of U-NII-2C. By default the EUT also complies on U-NII-3.
- The FCC Part 15.407(a)(2) limit is the lesser of 250 mW (24.0 dBm) or $11 \text{ dBm} + 10 \log_{10} B$, where B is the previously measured 26 dB emission bandwidth in MHz. The 26 dB EBW is greater than 20 MHz:

$$\begin{aligned}
 &\text{For } B > 20 \text{ MHz} \rightarrow \\
 &\rightarrow \log_{10} B > \log_{10} 20 \rightarrow \\
 &\rightarrow 10 \log_{10} B > 10 \log_{10} 20 \rightarrow \\
 &\rightarrow 11 + 10 \log_{10} B > 11 + 10 \log_{10} 20 \rightarrow \\
 &\rightarrow 11 + 10 \log_{10} B > 24.0 \text{ dBm}
 \end{aligned}$$

Therefore for measured emission bandwidths greater than 20 MHz, the lesser of the two limits is the fixed limit of 250 mW (24.0 dBm). This was applied to the results.

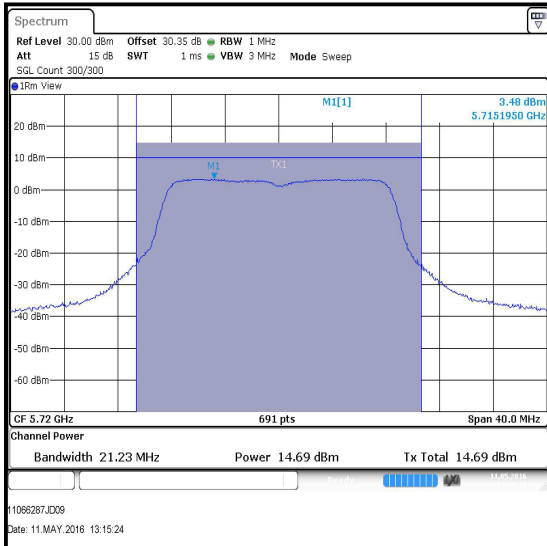
- The EUT's directional antenna gain is $< 6 \text{ dBi}$.

Transmitter Maximum Conducted Output Power (Channels that straddle the U-NII-2C and U-NII-3 bands at 5725 MHz) (continued)

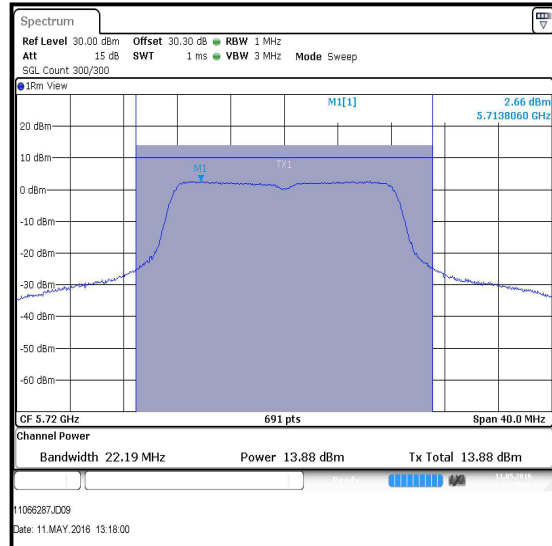
Results: 802.11a / 20 MHz / 16QAM / 36 Mbps

Channel	Frequency (MHz)	Port 1			Port 2		
		Conducted Peak Power (dBm)	Duty Cycle Correction (dB)	Corrected Conducted Peak Power (dBm)	Conducted Peak Power (dBm)	Duty Cycle Correction (dB)	Corrected Conducted Peak Power (dBm)
Single	5720	14.7	0.6	15.3	13.9	0.6	14.5

Channel	Frequency (MHz)	Corrected Conducted Peak Power Port 1 (dBm)	Corrected Conducted Peak Power Port 2 (dBm)	Combined Conducted Power (dBm)	Limit (dBm)	Margin (dB)	Result
Single	5720	15.3	14.5	17.9	24.0	6.1	Complied



Single Channel / Port 1



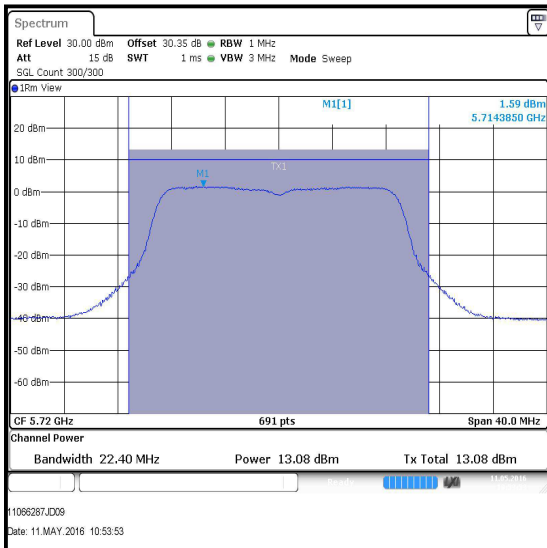
Single Channel / Port 2

Transmitter Maximum Conducted Output Power (Channels that straddle the U-NII-2C and U-NII-3 bands at 5725 MHz) (continued)

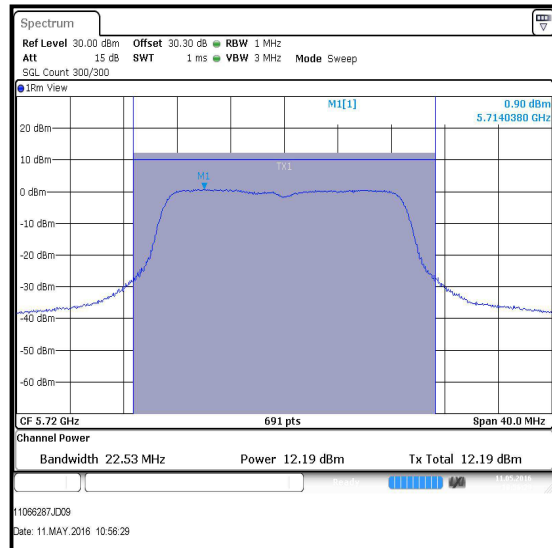
Results: 802.11n / 20 MHz / 16QAM / MCS4

Channel	Frequency (MHz)	Port 1			Port 2		
		Conducted Peak Power (dBm)	Duty Cycle Correction (dB)	Corrected Conducted Peak Power (dBm)	Conducted Peak Power (dBm)	Duty Cycle Correction (dB)	Corrected Conducted Peak Power (dBm)
Single	5720	13.1	0.6	13.7	12.2	0.6	12.8

Channel	Frequency (MHz)	Corrected Conducted Peak Power Port 1 (dBm)	Corrected Conducted Peak Power Port 2 (dBm)	Combined Conducted Power (dBm)	Limit (dBm)	Margin (dB)	Result
Single	5720	13.7	12.8	16.3	24.0	7.7	Complied



Single Channel / Port 1



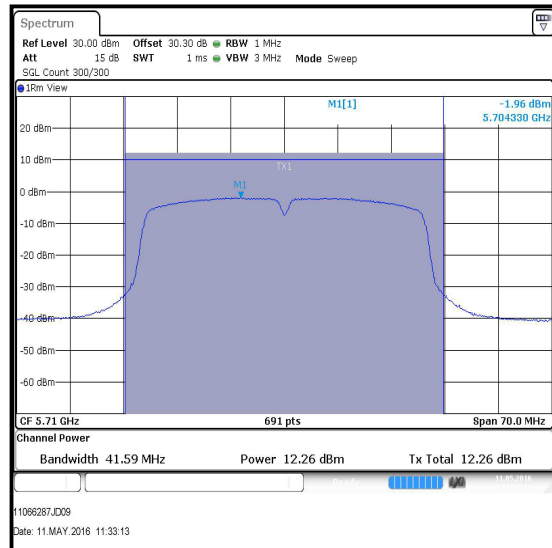
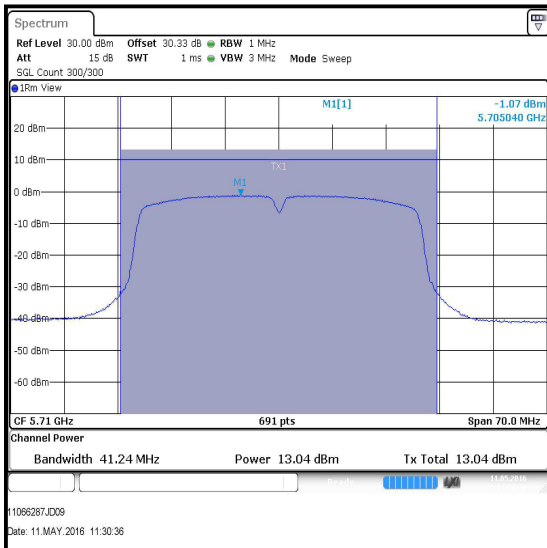
Single Channel / Port 2

Transmitter Maximum Conducted Output Power (Channels that straddle the U-NII-2C and U-NII-3 bands at 5725 MHz) (continued)

Results: 802.11n / 40 MHz / BPSK / MCS0

Channel	Frequency (MHz)	Port 1			Port 2		
		Conducted Peak Power (dBm)	Duty Cycle Correction (dB)	Corrected Conducted Peak Power (dBm)	Conducted Peak Power (dBm)	Duty Cycle Correction (dB)	Corrected Conducted Peak Power (dBm)
Single	5710	13.0	0.2	13.2	12.3	0.2	12.5

Channel	Frequency (MHz)	Corrected Conducted Peak Power Port 1 (dBm)	Corrected Conducted Peak Power Port 2 (dBm)	Combined Conducted Power (dBm)	Limit (dBm)	Margin (dB)	Result
Single	5710	13.2	12.5	15.9	24.0	8.1	Complied

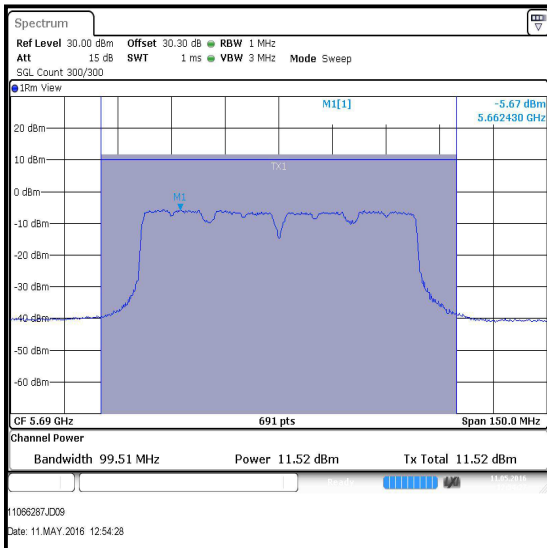


Transmitter Maximum Conducted Output Power (Channels that straddle the U-NII-2C and U-NII-3 bands at 5725 MHz) (continued)

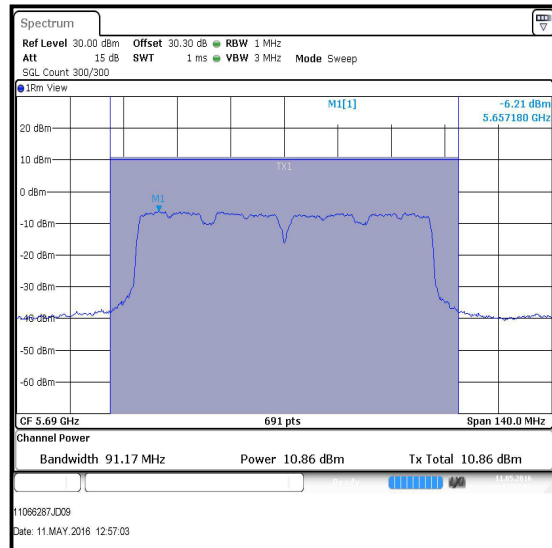
Results: 802.11ac / 80 MHz / 64QAM / MCS6x1

Channel	Frequency (MHz)	Port 1			Port 2		
		Conducted Peak Power (dBm)	Duty Cycle Correction (dB)	Corrected Conducted Peak Power (dBm)	Conducted Peak Power (dBm)	Duty Cycle Correction (dB)	Corrected Conducted Peak Power (dBm)
Single	5690	11.5	2.5	14.0	10.9	2.5	13.4

Channel	Frequency (MHz)	Corrected Conducted Peak Power Port 1 (dBm)	Corrected Conducted Peak Power Port 2 (dBm)	Combined Conducted Power (dBm)	Limit (dBm)	Margin (dB)	Result
Single	5690	14.0	13.4	16.7	24.0	7.3	Complied



Single Channel / Port 1



Single Channel / Port 2

Transmitter Maximum Conducted Output Power (5.725-5.85 GHz band)**Test Summary:**

Test Engineer:	Georgios Vrezas	Test Date:	07 May 2016
Test Sample IMEI:	357232070003098		

FCC Reference:	Part 15.407(a)(3)
Test Method Used:	KDB 789033 D02 Section II.E.2.d)

Environmental Conditions:U-NII

Temperature (°C):	24
Relative Humidity (%):	33

Note(s):

1. The FCC Part 15.407(a)(3) limit shall not exceed 1 W (30.0 dBm).
2. The EUT has a directional antenna gain of <6 dBi.

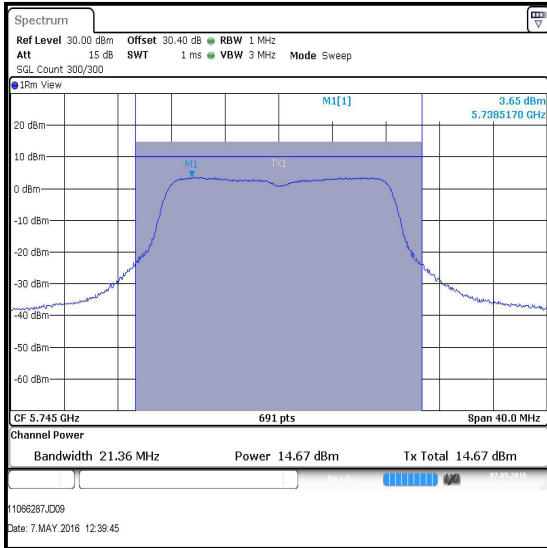
Transmitter Maximum Conducted Output Power (5.725-5.85 GHz band) (continued)**Results: 802.11a / 20 MHz / 16QAM / 36 Mbps**

Channel	Frequency (MHz)	Port 1			Port 2		
		Conducted Peak Power (dBm)	Duty Cycle Correction (dB)	Corrected Conducted Peak Power (dBm)	Conducted Peak Power (dBm)	Duty Cycle Correction (dB)	Corrected Conducted Peak Power (dBm)
Bottom	5745	14.7	0.6	15.3	13.8	0.6	14.4
Middle	5785	14.7	0.6	15.3	13.8	0.6	14.4
Top	5825	14.5	0.6	15.1	13.6	0.6	14.2

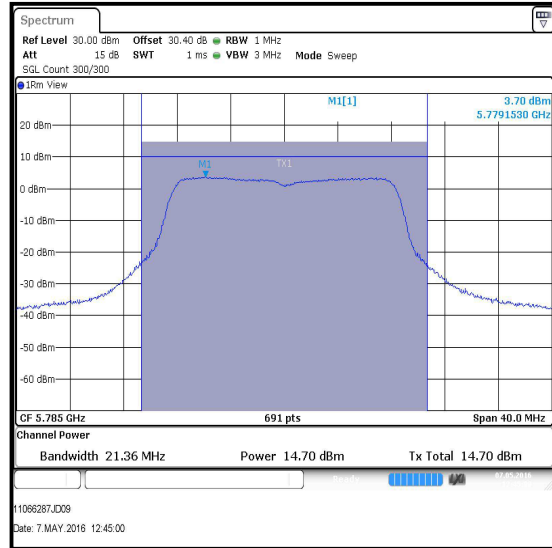
Channel	Frequency (MHz)	Corrected Conducted Peak Power Port 1 (dBm)	Corrected Conducted Peak Power Port 2 (dBm)	Combined Conducted Power (dBm)	Limit (dBm)	Margin (dB)	Result
Bottom	5745	15.3	14.4	17.9	30.0	12.1	Complied
Middle	5785	15.3	14.4	17.9	30.0	12.1	Complied
Top	5825	15.1	14.2	17.7	30.0	12.3	Complied

Transmitter Maximum Conducted Output Power (5.725-5.85 GHz band) (continued)

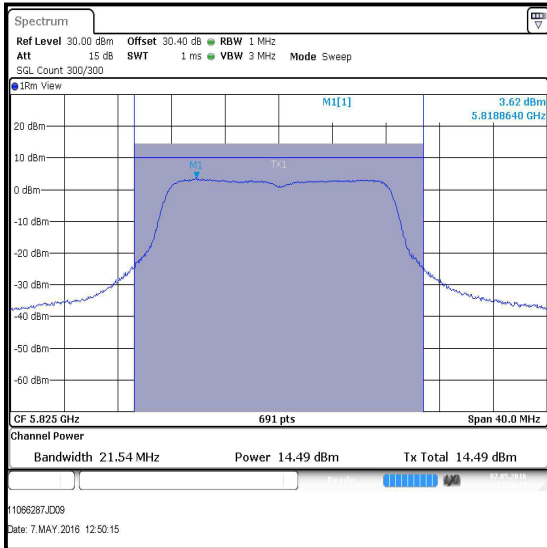
Results: 802.11a / 20 MHz / 16QAM / 36 Mbps / Port 1



Bottom Channel



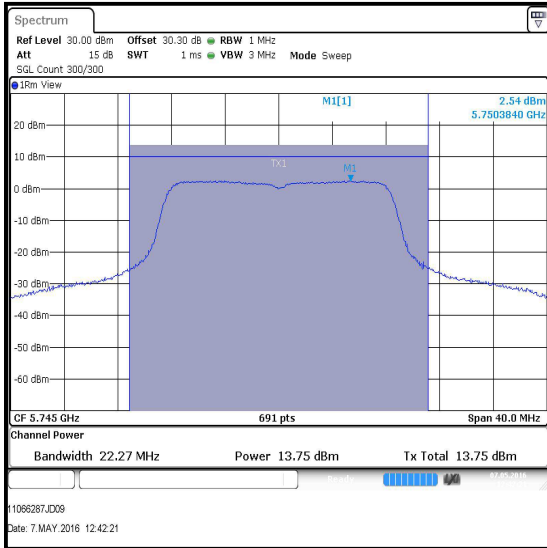
Middle Channel



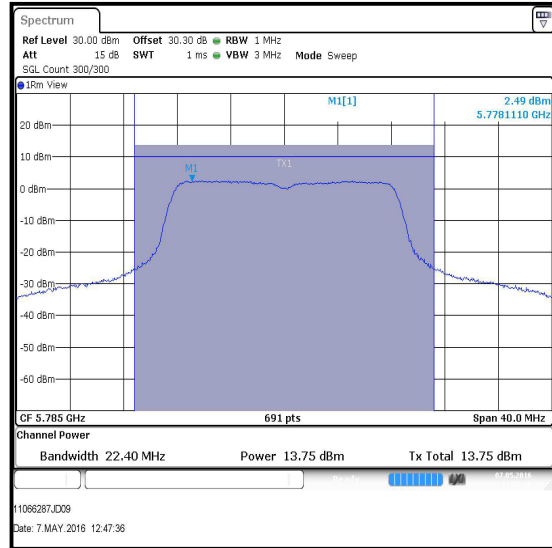
Top Channel

Transmitter Maximum Conducted Output Power (5.725-5.85 GHz band) (continued)

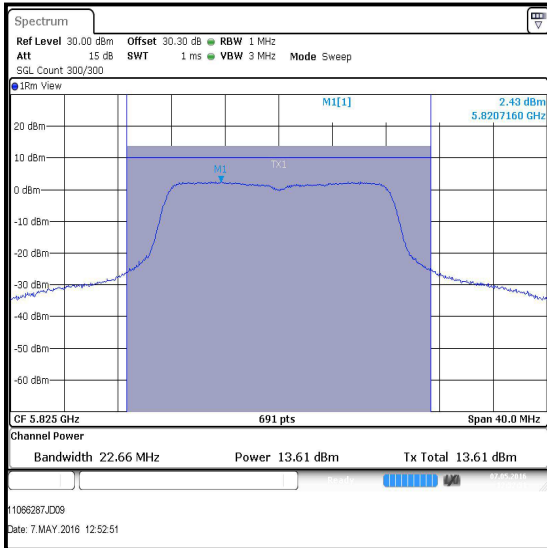
Results: 802.11a / 20 MHz / 16QAM / 36 Mbps / Port 2



Bottom Channel



Middle Channel



Top Channel

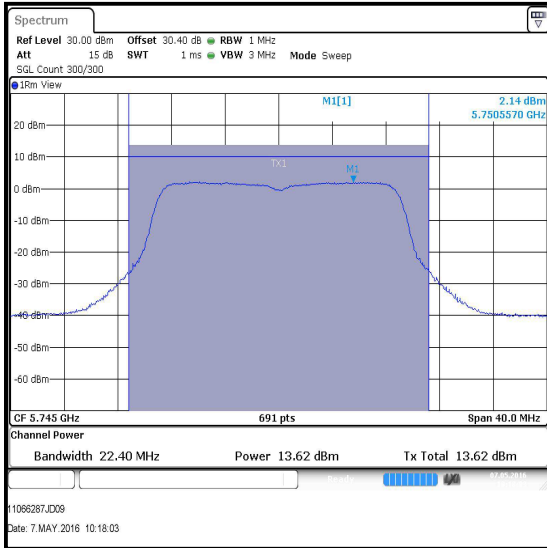
Transmitter Maximum Conducted Output Power (5.725-5.85 GHz band) (continued)**Results: 802.11n / 20 MHz / 16QAM / MCS4**

Channel	Frequency (MHz)	Port 1			Port 2		
		Conducted Peak Power (dBm)	Duty Cycle Correction (dB)	Corrected Conducted Peak Power (dBm)	Conducted Peak Power (dBm)	Duty Cycle Correction (dB)	Corrected Conducted Peak Power (dBm)
Bottom	5745	13.6	0.6	14.2	12.6	0.6	13.2
Middle	5785	13.4	0.6	14.0	12.4	0.6	13.0
Top	5825	13.3	0.6	13.9	12.3	0.6	12.9

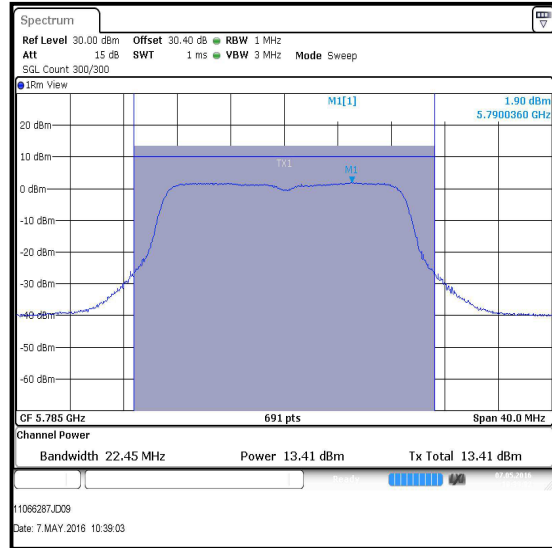
Channel	Frequency (MHz)	Corrected Conducted Peak Power Port 1 (dBm)	Corrected Conducted Peak Power Port 2 (dBm)	Combined Conducted Power (dBm)	Limit (dBm)	Margin (dB)	Result
Bottom	5745	14.2	13.2	16.7	30.0	13.3	Complied
Middle	5785	14.0	13.0	16.5	30.0	13.5	Complied
Top	5825	13.9	12.9	16.4	30.0	13.6	Complied

Transmitter Maximum Conducted Output Power (5.725-5.85 GHz band) (continued)

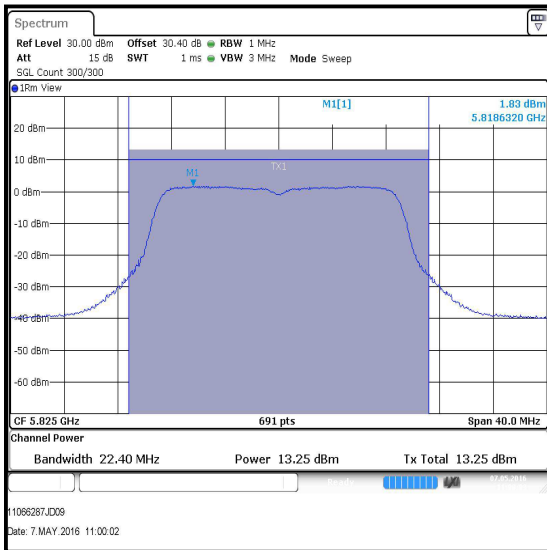
Results: 802.11n / 20 MHz / 16QAM / MCS4 / Port 1



Bottom Channel



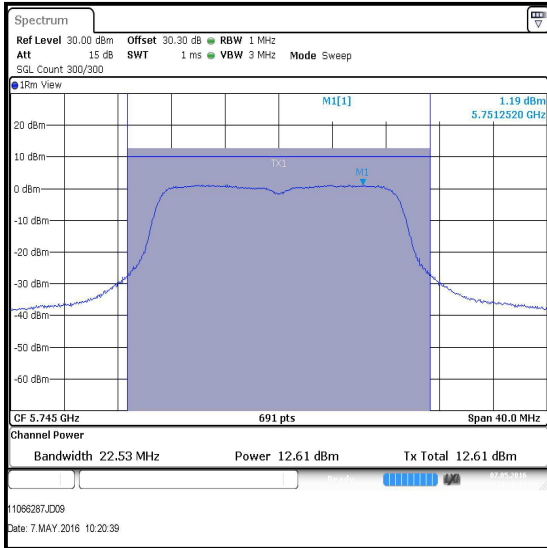
Middle Channel



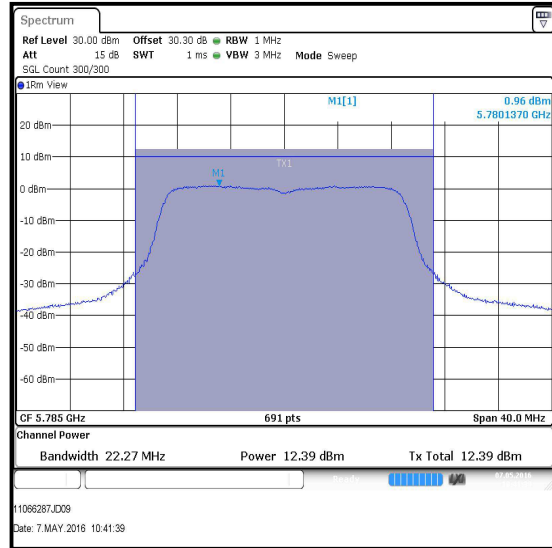
Top Channel

Transmitter Maximum Conducted Output Power (5.725-5.85 GHz band) (continued)

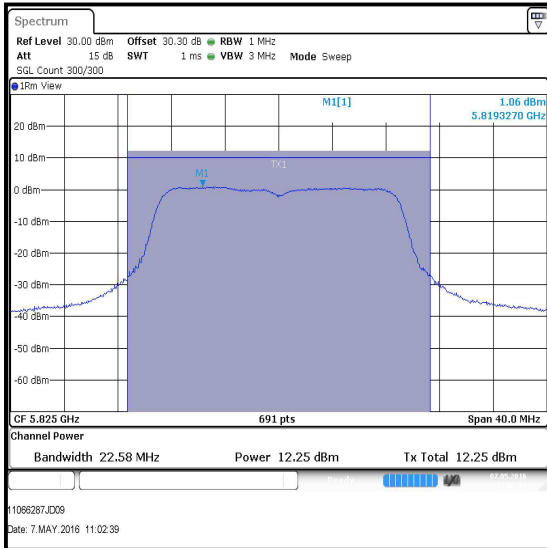
Results: 802.11n / 20 MHz / 16QAM / MCS4 / Port 2



Bottom Channel



Middle Channel



Top Channel

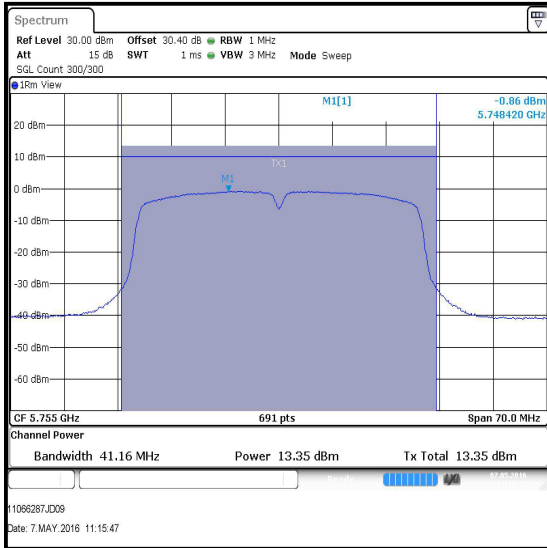
Transmitter Maximum Conducted Output Power (5.725-5.85 GHz band) (continued)**Results: 802.11n / 40 MHz / BPSK / MCS0**

Channel	Frequency (MHz)	Port 1			Port 2		
		Conducted Peak Power (dBm)	Duty Cycle Correction (dB)	Corrected Conducted Peak Power (dBm)	Conducted Peak Power (dBm)	Duty Cycle Correction (dB)	Corrected Conducted Peak Power (dBm)
Bottom	5755	13.4	0.2	13.6	12.5	0.2	12.7
Top	5795	13.3	0.2	13.5	12.4	0.2	12.6

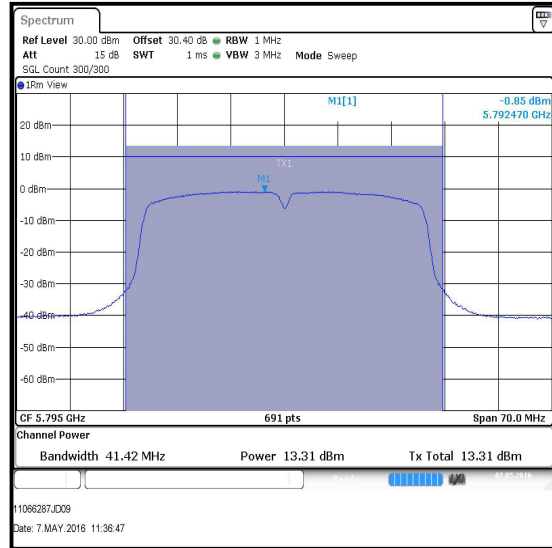
Channel	Frequency (MHz)	Corrected Conducted Peak Power Port 1 (dBm)	Corrected Conducted Peak Power Port 2 (dBm)	Combined Conducted Power (dBm)	Limit (dBm)	Margin (dB)	Result
Bottom	5755	13.6	12.7	16.2	30.0	13.8	Complied
Top	5795	13.5	12.6	16.1	30.0	13.9	Complied

Transmitter Maximum Conducted Output Power (5.725-5.85 GHz band) (continued)

Results: 802.11n / 40 MHz / BPSK / MCS0 / Port 1

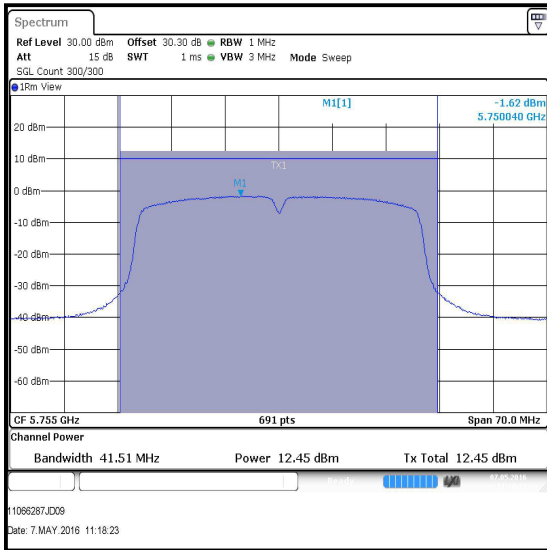


Bottom Channel

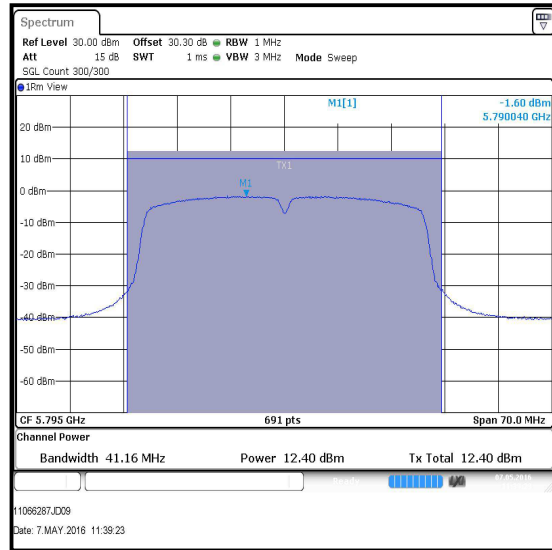


Top Channel

Results: 802.11n / 40 MHz / BPSK / 13.5 Mbps / MCS0 / Port 2



Bottom Channel



Top Channel

Transmitter Maximum Conducted Output Power (5.725-5.85 GHz band) (continued)**Results: 802.11ac / 80 MHz / 64QAM / MCS6x1**

Channel	Frequency (MHz)	Port 1			Port 2		
		Conducted Peak Power (dBm)	Duty Cycle Correction (dB)	Corrected Conducted Peak Power (dBm)	Conducted Peak Power (dBm)	Duty Cycle Correction (dB)	Corrected Conducted Peak Power (dBm)
Single	5775	11.5	2.5	14.0	10.6	2.5	13.1

Channel	Frequency (MHz)	Corrected Conducted Peak Power Port 1 (dBm)	Corrected Conducted Peak Power Port 2 (dBm)	Combined Conducted Power (dBm)	Limit (dBm)	Margin (dB)	Result
Single	5775	14.0	13.1	16.6	30.0	13.4	Complied