





# User Manual


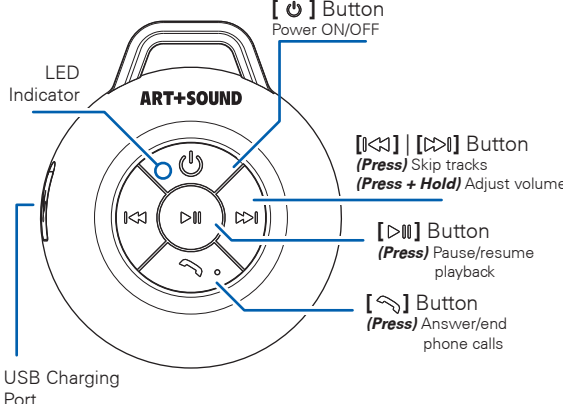
AR4189

(Fold Inward) — — — — ▶

(Back Cover)

(Front Cover)

<p><b>Compliance Information</b></p> <p><b>FCC Information</b></p> <p>This device complies with Part 15 of the FCC Rules.</p> <p><b>Caution:</b> Any changes or modifications not expressly approved could void the user's authority to operate the equipment.</p> <p><b>Note:</b> This equipment has been tested and found to comply with the limits for a Class B digital device, pursuant to part 15 of the FCC Rules. These limits are designed to provide reasonable protection against harmful interference in a residential installation. This equipment generates, uses and can radiate radio frequency energy and, if not installed and used in accordance with the instructions, may cause harmful interference to radio communications. However, there is no guarantee that interference will not occur in a particular installation. If this equipment does cause harmful interference to radio or television reception, which can be determined by turning the equipment off and on, the user is encouraged to try to correct the interference by one or more of the following measures:</p> <ul style="list-style-type: none"><li>– Reorient or relocate the receiving antenna.</li><li>– Increase the separation between the equipment and receiver.</li><li>– Connect the equipment into an outlet on a circuit different from that to which the receiver is connected.</li><li>– Consult the dealer or an experienced radio/TV technician for help.</li></ul> <p><b>Radiation Exposure Information</b></p> <p>The device has been evaluated to meet general RF exposure requirement. The device can be used in portable exposure condition without restriction.</p> <p><b>WARNING Li-ion Battery Inside</b></p> <p>This product is fitted with a Li-ion battery. Do not damage, open, or dismantle the battery and do not use it in damp and/or corrosive conditions. Use only with compatible chargers. Never dispose of batteries in a fire, and never expose them to high temperatures. Do not expose the product to temperatures exceeding 60°C (140°F).</p> <p><b>Rating Label Definitions</b></p> <p>— Direct current symbol.</p> <p> This symbol signifies the product must not be discarded as household waste, and should be delivered to an appropriate collection facility for recycling. Proper disposal and recycling helps protect natural resources, human health and the environment.</p> <p> This symbol signifies and declares that this equipment has battery charging which complies with California CEC and energy efficiency.</p> <p> <b>Bluetooth</b></p> <p>This symbol signifies that this is a wireless device powered by Bluetooth® technology. The Bluetooth® word mark and logos are registered trademarks owned by the Bluetooth SIG, Inc. and any use of such marks by Southern Telecom is under license.</p>	<p><b>Warranty Information</b></p> <p><i>This product as supplied and distributed new by Southern Telecom, Inc. to the original consumer purchaser is warranted by Southern Telecom against defects in material and workmanship for a period of one year from your date of purchase ("Warranty"). In the unlikely event that this product is defective, or does not perform properly, you may within one year from your original date of purchase return it to the authorized service center for repair or exchange.</i></p> <p><b>Obtaining Warranty Service</b></p> <p>To obtain warranty service on your Polaroid product go to our website, <b>SouthernTelecom.com</b>, and click on <b>Product Support</b>. Select <b>Polaroid</b>, then click on <b>Service Request</b> to get started.</p> <p>Your product will be repaired or replaced, at our option, for the same or similar model of equal value if examination by the service center determines this product is defective. Products received damaged as a result of shipping, will require you to file a claim with the carrier.</p> <p>IN NO EVENT WILL SOUTHERN TELECOM, ITS MANUFACTURERS, DISTRIBUTORS OR PLR IP HOLDINGS, LLC BE LIABLE FOR ANY INCIDENTAL, DIRECT, INDIRECT, SPECIAL, PUNITIVE OR CONSEQUENTIAL DAMAGES (SUCH AS, BUT NOT LIMITED TO, DAMAGES FOR LOSS OF PROFITS, BUSINESS, SAVINGS, DATA OR RECORDS) RELATED TO THIS PRODUCT EXCEPT AS STATED HEREIN. NO OTHER WARRANTIES SHALL APPLY.</p> <p><b>Warranty Service Not Provided</b></p> <ul style="list-style-type: none"><li>• This warranty does not cover damage resulting from accident, misuse, abuse, improper installation or operation, lack of reasonable care, or unauthorized modification. This warranty is voided in the event any unauthorized person opens, alters or repairs this product. All products being returned to the authorized service center for repair must be suitably packaged.</li><li>• No warranties, whether express or implied, including, but not limited to, any implied warranties of merchantability or fitness for a particular purpose, other than those expressly described above shall apply. Distributor further disclaims all warranties after the express warranty period stated above. No other express warranty or guaranty given by any person, firm or entity with respect to the product shall be binding on distributor. Repair, replacement, or refund of the original purchase price – at distributor's sole discretion – are the exclusive remedies of the consumer. In no event will distributor or its manufacturers be liable for any incidental, direct, indirect, special, punitive or consequential damages (such as, but not limited to, damages for loss of products, business, savings, data or records) caused by the use, misuse or inability to use the product. Except as stated herein, no other warranties shall apply. Notwithstanding the foregoing, consumer's recovery against distributor shall not exceed the purchase price of the product sold by distributor. This warranty shall not extend to anyone other than the original consumer who purchased the product and is not transferable.</li></ul> <p>Some countries, states or provinces do not allow the exclusion or limitation of incidental or consequential damages or allow limitations on warranties, so limitation or exclusions may not apply to you. This warranty gives you specific legal rights, and you may have other rights that vary from state to state or province to province. Contact your authorized retailer to determine if another warranty applies.</p> <p></p>	<p><b>ART+SOUND™</b></p> <p><b>ART+SOUND™</b></p> <p>All product names, trademarks, and registered trademarks are property of their respective owners. All company, product, and service names used in this document are for identification purposes only. Use of these names, trademarks, and brands does not imply endorsement.</p> <p>Printed in China v1. 07-2019</p>	<p><b>ART+SOUND™</b></p> <p>Instruction Manual <b>Bluetooth speaker</b> AR4189</p>
---	--	---	--

<p><b>Before You Begin...</b></p> <p><b>READ CAREFULLY AND SAVE THIS MANUAL FOR FUTURE REFERENCE</b></p> <p><b>Customer Support</b></p> <p>For any questions or problems with your product, please visit our website at <b>SouthernTelecom.com</b> and click on <b>Product Support</b>.</p> <p> <b>Caution</b></p> <p>To ensure safe and proper use, read all safety information before using the device. Only use with manufacturer-approved batteries, chargers, accessories, and supplies.</p> <ul style="list-style-type: none"><li>• <b>THIS DEVICE IS NOT A TOY</b>, do NOT allow children or pets to use or play with this device.</li><li>• <b>Do not disassemble, modify, or repair the device.</b></li><li>• <b>Do not submerge in water.</b></li><li>• Do not expose the unit to extreme temperatures (heat or cold), open flames, humid, or wet conditions.</li><li>• Low power may cause poor Bluetooth® connection or sound distortion.</li><li>• Do not allow the USB ports, power jack or other inputs of the device to be exposed to dust, or water, or come into contact with any conductive materials such as liquids, metallic powders, etc.</li></ul> <p><b>In the Box</b></p> <ul style="list-style-type: none"><li>• AR4189 - <b>Wireless Speaker</b> (x1)</li><li>• USB Charging Cable (x1)</li><li>• Instruction Manual (x1)</li></ul>	<p><b>Location of Controls</b></p> <p></p>	<p><b>Getting Started</b></p> <p><b>Charging the Speaker</b></p> <p>Attach the small connector of the supplied micro-USB cable to the USB charging port on the side of the speaker. Attach the large connector to the USB port on a computer, a USB charging device, or a <b>5V USB adapter</b> (<i>not included</i>) and plug into an electrical outlet.</p> <p>The LED indicator will <b>turn RED</b> while charging and turn off when fully charged. When low on power, a tone will be heard, indicating that the speaker should be charged.</p> <p>When finished charging, press the protective seal back into place.</p> <p><b>Powering ON/OFF</b></p> <ul style="list-style-type: none"><li>• Press and hold the <b>[Power]</b> button to power the speaker ON.</li><li>• When powered ON, the speaker will automatically reconnect to the Bluetooth device it was most recently paired to, so long as that device is within connection range (30 ft.) and Bluetooth is enabled.</li><li>• Press and hold the <b>[Power]</b> button to power the speaker OFF.</li></ul> <p><b>Playing Music</b></p> <p>To listen to music on your speaker, make sure it is paired to a Bluetooth-enabled device. For more on pairing the speaker to your device, please consult the <b>Bluetooth Pairing</b> section of this instruction manual.</p> <p>Once paired, you can control media playback and volume adjustment with the controls on your paired device or the controls on the speaker.</p>	<p><b>Bluetooth Pairing</b></p> <ol style="list-style-type: none"><li>1. Power the speaker ON. A tone will be heard and the LED indicator will <b>quickly flash BLUE</b>.</li><li>2. Set your mobile device to search for Bluetooth devices. When it appears, select <b>AR4189</b> from the list of found devices.</li><li>3. Once successfully paired, a tone will be heard and the LED indicator will <b>turn solid BLUE</b>.</li></ol> <p><b>Adjusting Playback &amp; Volume</b></p> <ul style="list-style-type: none"><li>• Press the <b>[Play/Pause]</b> button to pause/resume playback. The LED indicator will <b>slowly flash BLUE</b> during playback.</li><li>• Press the <b>[Skip Back]</b> and <b>[Skip Forward]</b> buttons to skip tracks.</li><li>• Press and hold the <b>[Skip Back]</b> and <b>[Skip Forward]</b> buttons to adjust volume.</li></ul> <p><b>Phone Calls</b></p> <ul style="list-style-type: none"><li>• Press the <b>[Answer]</b> button to answer an incoming phone call.</li><li>• Press the <b>[Answer]</b> button again to end the phone call.</li></ul>
--	--	---	---