

défiderm

# Skin Condition & Environment Analyzer

[www.defiderm.com](http://www.defiderm.com)



# GET THE APP



- To better monitor your skin condition, you may use défiderm with its app for measurement and daily record.
- Learn how to use and maintain your défiderm .
- The warranty is limited to 12 months under normal usage in accordance with the documentation. For detailed information please visit [www.defiderm.com](http://www.defiderm.com)

## Package Contents

- 1 défiderm smart skin & environment analyzer
- 1 USB charger

## Smartphone/Tablet Specifications



défiderm App is compatible with:



iOS9 or above



Android 4.4 or above




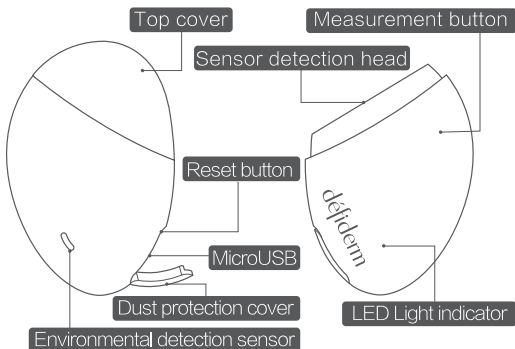
Bluetooth 4.0



# For First Time User of défiderm


## How to Pair Analyzer with App

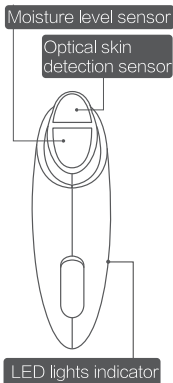
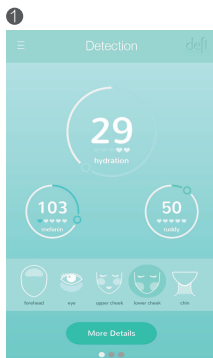
1. Download défiderm App in Google Play Store/App Store  
(Please follow the link provided by your retailer)
2. Open the App and follow the instructions on the screen to register your account.
3. Complete the account registration.
4. Activate the Bluetooth  on your mobile phone.
5. For the first time use, open the dust cover on the side of the défiderm and push the **reset** button to start it.
6. Select défiderm on the App for pairing it with your phone. When the light on the device is blue it means that the pairing works. Your analyzer is now connected to you phone.
7. Before using the analyzer, you will have to answer a few questions concerning your lifestyle and previous skin issues on the App in order to get more accurate analysis results and skin recommendations.
8. Follow the App instructions to start your first time experience of skin analyzing. We suggest you to carry out skin testing at least once every 3 days.



# How to Use défiderm App

## Pairing the Analyzer with Mobile Phone

1. Open the App and pair the défiderm with your mobile phone via Bluetooth. The blue light on the device means it is now connected to your mobile phone (if the défiderm device has been already paired with another mobile phone, please long press measurement button on the side until the blue light flashes for resetting the pairing).
2. Enter to the measurement page (as shown in figure ①).
3. Click on the symbol  to select the skin area for measurement.
4. Remove the cover and apply the sensor head flat on the desired area for measurement (as shown on figure ②)
5. Gently press the défiderm device on the side (measurement button) until the “click” sounds appear.
6. When the light on the side of analyzer is on, the measurement is complete and the App will display the results of your skin condition and environment information, which are shown as graph in “History” page, too.



# Quick Check

## Without pairing with mobile phone

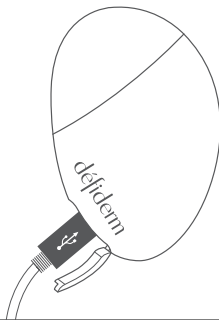
1. Open the cover and apply the sensor head flat on the desired area to analyze (as shown on figure ②)
2. Gently press the défiderm on the side (measurement button) until the “click” sounds appear.
3. When the light on the side of analyzer is on, the measurement is complete. Seeing green light flash indicates the moisture level of the skin is normal. Yellow light refers to lack of moisture of the skin.

**Note:** the light only indicates the moisture level of the skin.

**Prompt:** Once you use the analyzer, it will automatically upload the record of the measurement (40 pieces of record at most) to the App. All record can be retrieved next time when you connect the analyzer with your mobile phone.

## Charging Procedure

Please open the dust protection cover on the side of the défiderm . The charger port is on the left side of the analyzer. Do not use the analyzer while charging. Please charge it for approximately one hour before the first utilization.



### LED light display

 low-power



Red light keeps flashing

 charging



red light goes on

 charging complete



red light goes off

# Technical Specifications

**Dimension:** 7cm x 4.5cm x 1.9cm    **Weight:** 35g

**Display:** two-colors of LED (green yellow & blue red)

**Sensing element:** environment-sensing element, melanin level detector, redness level detector, moisture level detector.

**Connection:** bluetooth connection with smart mobile devices equipped with iOS 9.0 or android 4.4    **Type:** lithium battery

**Rated voltage:** 3.8v

**Rating:** 5Vdc, 250mA

**Rated Capacity:** 142mAh

If charged according to the specification, the battery can last around 2 weeks before being recharged. "

**Level of waterproof:** protected against little splashes of water.

Do not immerse the défiderm analyzer in water.

**Material:** outer casing pvc, no halogen integrated circuit board

## Precautions

1. Do not attempt to disassemble your défiderm , or force to open the battery.

2. Do not measure your skin while charging défiderm .

**CAUTION:** To assure continued FCC compliance:

Any changes or modifications not expressly approved by the grantee of this device could void the user's authority to operate the equipment.

### Exposure to Radio Frequency Radiation:

This equipment complies with FCC radiation exposure limits set forth for an uncontrolled environment. This transmitter must not be co-located or operating in conjunction with any other antenna or transmitter.

### FCC Label Compliance Statement:

This device complies with Part 15 of the FCC Rules. Operation is subject to the following two conditions:

- (1) this device may not cause harmful interference, and
- (2) this device must accept any interference received, including interference that may cause undesired operation.

### CAUTION

RISK OF EXPLOSION IF BATTERY IS REPLACED BY AN INCORRECT TYPE.

DISPOSE OF USED BATTERIES ACCORDING TO THE INSTRUCTIONS.

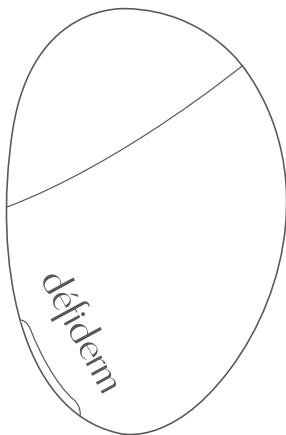
# FEDERAL COMMUNICATIONS COMMISSION INTERFERENCE STATEMENT

This equipment has been tested and found to comply with the limits for a Class B digital device, pursuant to Part 15 of the FCC Rules. These limits are designed to provide reasonable protection against harmful interference in a residential installation. This equipment generates, uses and can radiate radio frequency energy and, if not installed and used in accordance with the instructions, may cause harmful interference to radio communications. However, there is no guarantee that interference will not occur in a particular installation. If this equipment does cause harmful interference to radio or television reception, which can be determined by turning the equipment off and on, the user is encouraged to try to correct the interference by one or more of the following measures:

- (1) Reorient or relocate the receiving antenna.
- (2) Increase the separation between the equipment and receiver.
- (3) Connect the equipment into an outlet on a circuit different from that to which the receiver is connected.
- (4) Consult the dealer or an experienced radio/TV technician for help.



# Skin condition & Environment analyzer



Model:CA516

[www.defiderm.com](http://www.defiderm.com)

Name of the product	skin condition & environment analyzer
Manufacturer	VesCir Ltd.
Address	1F., No.5, Ln. 154, Siwei Rd., Da' an Dist., Taipei City 10667, Taiwan (R.O.C.)