

BA-30

VIBE CUBE 贝司音箱 |



用户使用说明书

JOYO

一、详细的安全说明

- 为了您的安全和能更快地熟练使用、保养本产品,使用前请先详细阅读并理解本说明书中所有的安全与使用说明,请保管好本说明书。
- 请使用 BA-30 随机附带的交流电源适配器!使用其他适配器可能造成适配器电压与 BA-30 输入电压不兼容,导致损坏或其他意外情况发生。
- BA-30 随机附带的适配器已通过相关电磁兼容及安规测试,使用其他适配器我司将不保证其安规性能可以达到或符合您所在国家或地区的强制安全认证标准。
- 如果发生电源适配器损坏,在无法获得原厂附配的电源适配器必须另外购买时,请首先保证您要购买的电源适配器之电源极性与最大功率要与本产品所附配的原厂电源保持一致。
- 请在使用完后拔下电源插头,以节约能源。
- 请勿将本机放在靠近水或潮湿的地方使用,如浴缸、厕所、洗衣桶、厨房洗菜盆、游泳池旁,防止液体渗进机内,导致机器发生故障无法正常工作或者发生用电危险。
- 避免在周围充满易燃易爆气体的地方使用,如加油站或粉尘场所。
- 请勿用酒精等化学溶剂物品清洁本机器,避免造成机器表面的损伤,有清洁必要时可用干抹布擦拭。
- 无论出于哪种原因,请勿自行拆开机壳,如遇产品故障请联系专业维修人员,或联系您的零售商进行维修。
- 请不要强行拉扯电源线以及其他机器组件避免电源线以及插头损坏。
- 需小心使用旋钮、按键或者各类插孔、接口。蛮力使用可能会造成设备损坏。
- 若是在打雷或闪电时,较长时间不使用本机器,务必关闭本机电源开关并拔出电源插头。
- 请勿碰撞、抛掷、振动本机,以免损坏本机。
- 需要运输本设备时,需尽可能使用原包装或者有避震效果的材料来包装设备。如包装不妥当可能会在运输的过程中导致外观刮伤或者受损,甚至会出现设备故障。
- 禁止推移在最顶端装放有机器而又无保护措施的可移动机架,谨防最顶端的机器跌落给您带来不必要的人身伤害。为保护您的利益,请使用由该制造厂商所生产或推荐的可移动机架、三角架、脚架、固定架、控制台等配件。
- 吞咽小零件会导致窒息危险,尤其是儿童。请注意正确处理塑料盖和包装,以防止窒息危险。
- 使用设备时音量过高可能导致听力受损。
- 设备内部高电压导致触电。
- 短路触电。
- 柔软剂注意事项-由于橡胶脚的磨损可能会出现污渍。
- 火灾危险!使设备远离火源!
- 注意:请在电源充足的情况下使用设备!



二、产品概述

BA-30是一款专为贝司初学者设计的全能型练习音箱,集30瓦澎湃功率、专业压缩功能、蓝牙与OTG声卡于一体,兼顾音质和便携性体验。无论是卧室练习、乐队合奏还是创意录音,都能轻松驾驭,助您快速开启低音之旅。

三、核心功能亮点

1. 30W动态功率,小身材大能量

- 精准调校的30瓦功率,低频浑厚扎实,中高频清晰透亮,轻松覆盖居家练习或小型排练场景。
- 轻量化箱体设计,重量仅2.7 kg,随提随走,移动演出无忧。

2. 压缩效果,新手秒变稳

- 内置专业级压缩效果,使音色动态平衡,抑制突兀音头,让拨弦力度不均的初学者也能呈现饱满均匀的音色。
- 压缩强度可调,逐步掌握动态控制技巧,从依赖功能到自主操控,助力技术成长。


3. 蓝牙5.1 + OTG声卡,无线·有线全兼容

- 蓝牙无线伴奏:手机/平板秒连,随时播放伴奏、跟练教程,告别杂乱音频线。
- OTG直录声卡:通过Type-C接口直连电脑/手机,高清录制贝司音轨,直播、编曲或短视频创作一步到位。

4. 人性化操控界面

- 简洁旋钮布局:音量、三段带中频选频EQ、压缩强度独立调节,小白也能快速上手。

四、面板功能说明



- ①**Type-C USB接口**: 用于连接手机/平板或电脑录音或播放伴奏；
- ②**3.5mm立体声耳机输出接口**；
- ③**OTG VOL**: OTG声卡录音输出音量旋钮；
- ④**VOLUME**: 音箱音量调节旋钮；
- ⑤**COMPRESS**: 压缩效果调节旋钮；
- ⑥**电源指示灯**: 开机后默认“红”灯常亮, 打开蓝牙后呈“红”“蓝”交替闪烁, 蓝牙连接成功后呈“蓝”色常亮；
- ⑦**INPUT**: 6.35mm单声道贝司输入接口；
- ⑧**BASS**: 低音调节旋钮。按下打开/关闭蓝牙；
- ⑨**MID FREQ**: 中频选频旋钮, 范围200Hz-2000Hz之间；
- ⑩**MIDDLE**: 中音调节旋钮；
- ⑪**TREBLE**: 高音调节旋钮；
- ⑫**GAIN**: 增益调节旋钮。

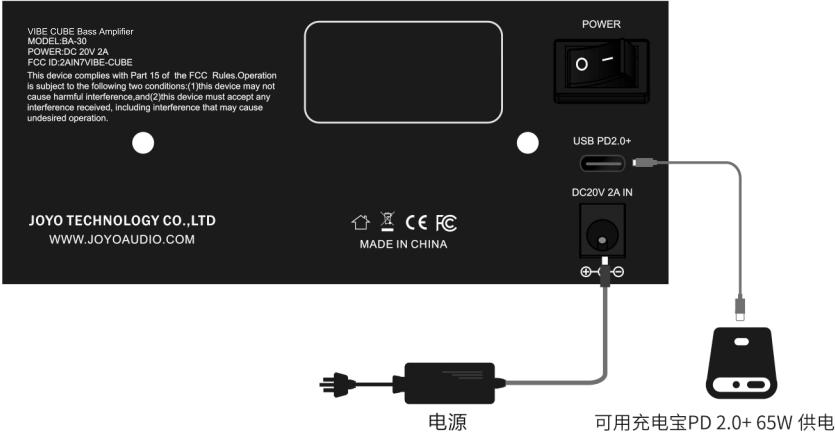
五、背板功能说明



- ①电源开关;
- ②USB PD2.0+ 65W 供电接口;
- ③DC20V/2A电源适配器供电接口。

六、设备连接示意图





七、技术参数

电源: 20V/2A+PD2.0+ 65W或更高
功率: 30W
阻抗: 1M

喇叭: 4寸/30W
耳机阻抗: 32Ω
蓝牙版本: 5.1

八、配件清单

音箱主机x1
电源线x1
电源适配器x1

使用说明书 x 1
尺寸: 182.5x165x215mm
重量: 2.7kg

卓乐产品服务政策

一、在正常使用产品过程中，如果产品出现非人为损坏的性能故障，自购买之日起，消费者享有保修服务，保修期为12个月。

二、有下列情况之一者，消费者不能享受保修权益。

1、人为损坏；2、超过保修期；3、无保修卡及有效发票，但能够证明产品在保修期内的除外；4、保修卡与产品型号不符，或保修卡被涂改；5、未按说明书要求使用、维护、保养而造成产品损坏；6、未经卓乐公司授权，擅自拆卸、维修产品、或浸水、摔坏产品；7、其他不可抗力造成的损坏。

三、卓乐服务信息

消费者服务热线：0755-29765390

更多信息请访问：www.joyochina.cn

卓乐产品保修卡

产品型号	SN号码	
用户信息	姓名	购机日期
	电话	
	地址	
	发票号码	
销售单位信息	名称（加盖公章）	
	地址	
	电话	

品牌:JOYO 名称: 音箱
执行标准：QB/T 4325-2012
制造商: 深圳市卓乐科技有限公司
地址: 广东省深圳市宝安28区新安三路陆氏工业大厦2楼 邮编:518133
售后服务热线：0755-29765390

产品合格证

检验结论 _____ 合格 _____

检验员号 _____ QC 01 _____

日 期 _____

BA-30

VIBE CUBE Bass Amplifier |



Owner's Manual

JOYO

I .Detailed safety instructions

- For your safety and to enable you to become proficient in using and maintaining this product more quickly, please read thoroughly and fully understand all safety instructions and usage guidelines in this manual before operation. Please retain it for future reference.
- Use BA-30's attached AC power adapter only! Use other adapters may result in incompatibility between the adapter voltage and BA-30's input voltage, which might cause damage or unexpected incidents.
- BA-30's attached adapter has passed the related electromagnetic compatibility tests and has safety certificates. Should other adapters be used, our company cannot guarantee that their safety compliance will meet or satisfy the mandatory safety certification standards enforced in your country/region.
- If the original power adapter has damaged and cannot be obtained, when purchasing a replacement, please ensure that the new power adapter maintains the same polarity and maximum power output specifications as the original JOYO adapter.
- In order to save energy, please unplug the power switch after use.
- Do not expose it to any damp areas such as bathtub, toilet, washing-tub, sink, or near swimming pool. Avoid spill liquid substance into the product, otherwise it will lead to malfunction or electric shock.
- Don't use this product in places where is full of flammable and explosive gas, such as gas station or dusty areas.
- Do not use alcohol or other cleaning fluids to clean this product, otherwise it will damage the surface, use a clean dry cloth when necessary.
- Under no circumstances should you attempt to disassemble the casing. If the product malfunctions, please contact a qualified technician or your retailer for professional repair services.
- Do not pull the power cord or other parts of this product, so as not to damage the power cord and plugs.
- Use the knobs, buttons, plugs and ports carefully. Do not apply excessive force to use this unit, as this may result in damage of it.
- Please turn off this product and unplug it during a thunderstorm, lightning or not in use for a long time.
- Do not collide, throw or vibrate this equipment.
- Please use the original packaging or shock-proof materials as you possibly can for transportation. Improper packaging could result in scratch or damage, or even malfunction.
- Use only with the cart, stand, tripod, bracket, or table specified by the manufacturer, or sold with the apparatus. When a cart is used, use caution when moving the cart/apparatus combination to avoid injury from tip-over.
- Keep small parts away from children, so there is no chance of them being swallowed and choked accidentally by children. Please dispose the plastic covers and packaging correctly, so as to avoid choking hazards.

- Excessive VOLUME over time during use can lead to hearing damage.
- High voltage inside the device can lead to electric shock.
- Short circuit leads to electric shock.
- Softener note – there is possibility of stain due to abrasion of the rubber feet if use softener.
- Fire hazard! Keep the device away from fire!
- Note: Use the device with adequate power supply!



II. Product overview

BA-30 is a versatile bass practice amplifier specially designed for bass beginners, boasting 30W dynamic power, professional Compressor effects, Bluetooth and OTG audio interface in one compact unit, delivering fabulous tone and portability. Whether bedroom practice, band performance or recording, BA-30 got you covered, kickstart your bass playing journey.

III. Highlight of the core features

1. 30W dynamic power, compact yet powerful

- Fine-tuned 30W power boasts tight, punchy lows, clear, bright mids and highs, ideal for home practice or small rehearsal scenarios.
- Light weight cabinet design, weighs only 2.7kg, grab it and enjoy the outdoor gigs.

2. Compressor Effects - got the novice covered

- Built-in studio-level Compression effects offer dynamic balance, suppressing harsh attack, beginner bass players often don't pluck strings smoothly, BA-30 help them deliver rich and full tone.
- With adjustable Compression ratio, assists the novice in mastering the dynamic control techniques gradually and hone their bass-playing skills, from relaying on the pedal to mastering Attack on their own.


3. Bluetooth 5.1+OTG audio interface, compatible for both wireless&wired

- Wireless Bluetooth backing tracks: instant pairing with the smart phone/tablet for playing backing tracks, bass playing tutorials, hassle-free and tangle-free.
- OTG audio interface: connect to computer/smart phone via Type-C port, you can record HD bass track, live stream, compose or vlog with ease.

4. Intuitive & user-friendly control panel

- Streamlined layout for VOLUME/MID FREQ/COMPRESS knobs: Volume, 3-Band EQ with frequency range control over the Mids, Compression ratio, dedicated to novice, easy to use.

IV. Panel descriptions



① **Type-C USB port:** for connecting to smart phone/tablet or computer recording or playing backing tracks

② **3.5mm Stereo Headphone Output Jack**

③ **OTG VOL:** OTG Audio Interface Recording Output Volume Knob

④ **VOLUME:** Bass Amplifier Volume Control Knob

⑤ **COMPRESS:** Compression Effects Control Knob

⑥ **Power indicator:** when powered on, the default: the LED is in red, when the Bluetooth is turned on, the power indicator switches to alternating red and blue flickering, once Bluetooth has connected successfully, it's in blue.

⑦ **INPUT:** 6.35mm Mono Bass Input Jack

⑧ **BASS:** Bass Control Knob. Press it to turn on/off the Bluetooth

⑨ **MID FREQ:** Mid band frequency Control Knob, range: 200Hz-2000Hz

⑩ **MIDDLE:** Midrange Control Knob

⑪ **TREBLE:** Treble Control Knob

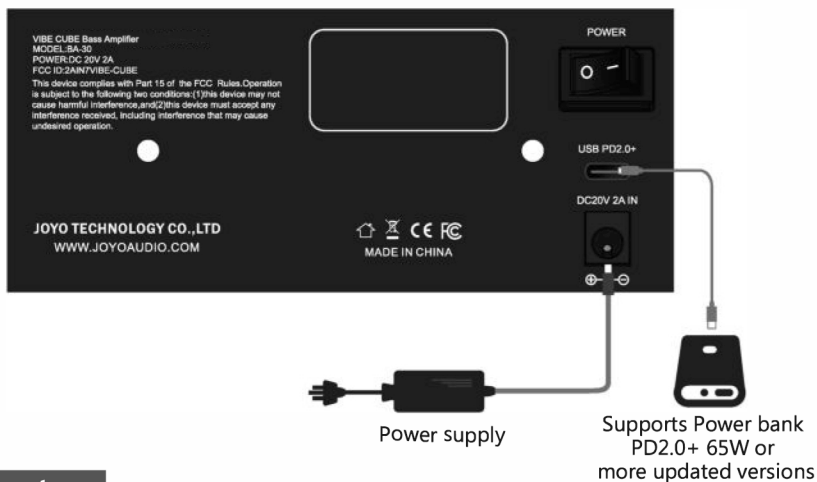
⑫ **GAIN:** Gain Control Knob

V. Rear panel descriptions



VI. Connection diagram





VII. Parameters

Power requirements: 20V/2A + PD2.0+ 65W or more updated versions
Rated power: 30W
Impedance: 1M

Speaker: 4"/30W
Headphone impedance: 32Ω
Bluetooth version: 5.1

VIII. Package contents

BA-30x1
Power cablex1
Power adapterx1

Owner's manual x 1
Dimensions: 182.5x165x215mm
Weight: 2.7kg

JOYO TECHNOLOGY CO.,LTD

Address: 2/F, Lushi Industry Building, 28th District, Bao'an, Shenzhen, 518101 China.
www.joyoaudio.com Email:info@joyoaudio.com Tel: 0086-755-29765381

FCC Warning:

This equipment has been tested and found to comply with the limits for a Class B digital device, pursuant to part 15 of the FCC Rules. These limits are designed to provide reasonable protection against harmful interference in a residential installation. This equipment generates, uses and can radiate radio frequency energy and, if not installed and used in accordance with the instructions, may cause harmful interference to radio communications. However, there is no guarantee that interference will not occur in a particular installation. If this equipment does cause harmful interference to radio or television reception, which can be determined by turning the equipment off and on, the user is encouraged to try to correct the interference by one or more of the following measures:

- Reorient or relocate the receiving antenna.
- Increase the separation between the equipment and receiver.
- Connect the equipment into an outlet on a circuit different from that to which the receiver is connected.
- Consult the dealer or an experienced radio/TV technician for help.

Caution: Any changes or modifications to this device not explicitly approved by manufacturer could void your authority to operate this equipment.

This device complies with part 15 of the FCC Rules. Operation is subject to the following two conditions: (1) This device may not cause harmful interference, and (2) this device must accept any interference received, including interference that may cause undesired operation.

The device has been evaluated to meet general RF exposure requirement.