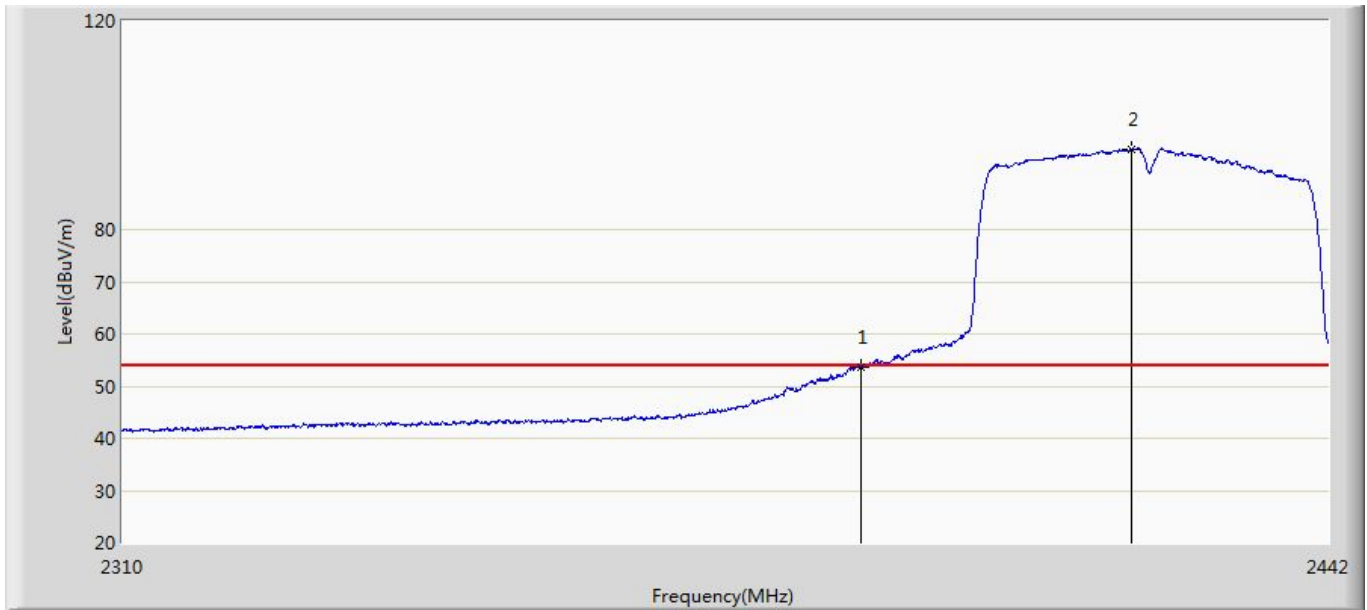
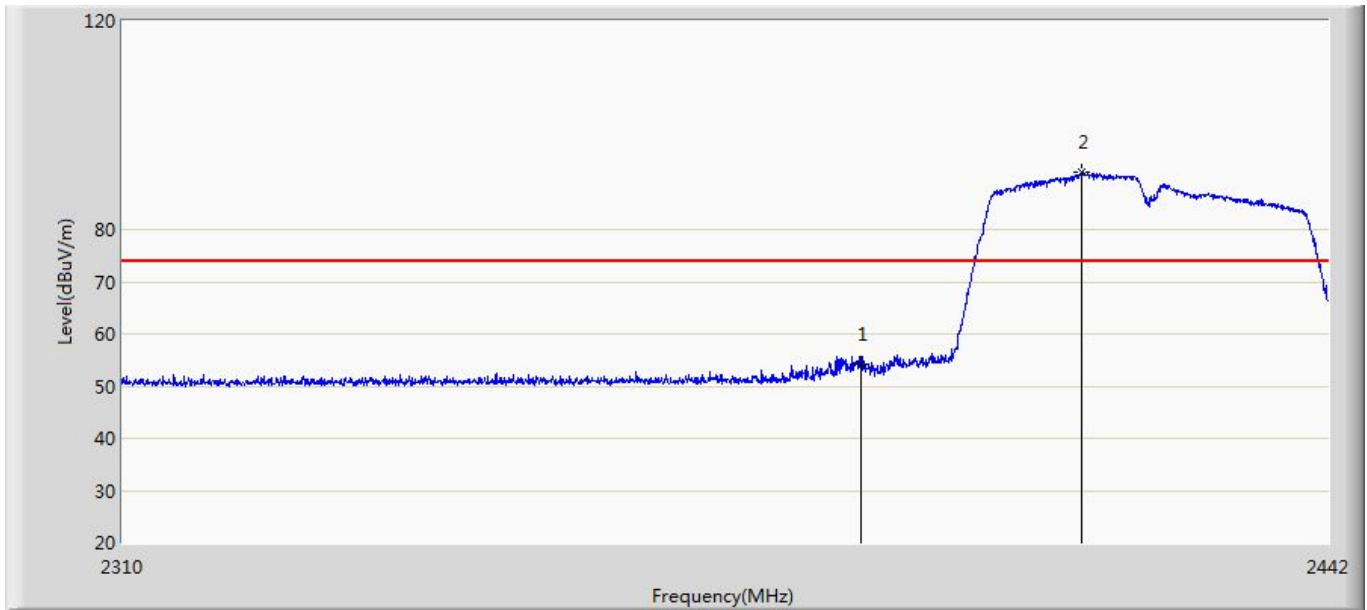


Site: AC5	Time: 2017/05/26 - 17:25
Limit: FCC_Part15.209_RE(3m)	Margin: 0
Probe: Horn_3117_00165315(1-18GHz)	Polarity: Vertical
EUT: Xiaomi Router 3 Pro	Power: AC 120V/60Hz
Note: Mode 4:Transmit at CH2422MHz by 11n40 ant0	



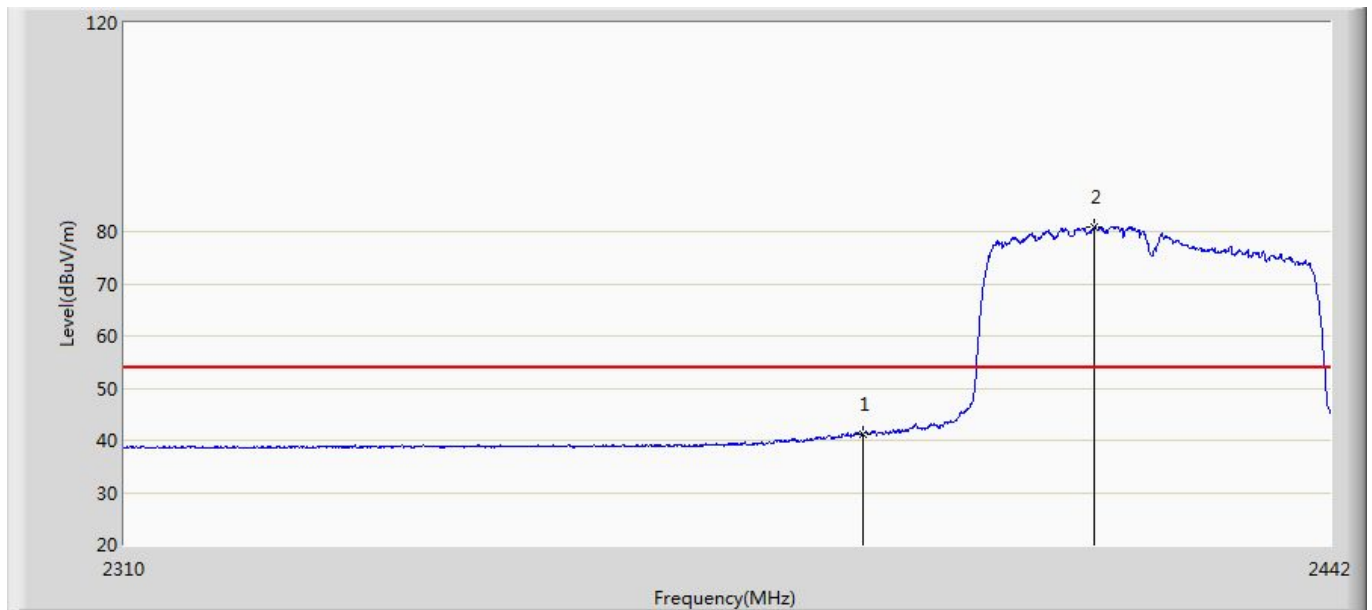
No	Mark	Frequency (MHz)	Measure Level (dBuV/m)	Reading Level (dBuV)	Over Limit (dB)	Limit (dBuV/m)	Factor (dB)	Type
1		2390.000	53.519	17.443	-0.481	54.000	36.076	AV
2	*	2420.022	95.489	59.307	N/A	N/A	36.182	AV

Site: AC5	Time: 2017/05/26 - 17:32
Limit: FCC_Part15.209_RE(3m)	Margin: 0
Probe: Horn_3117_00165315(1-18GHz)	Polarity: Horizontal
EUT: Xiaomi Router 3 Pro	Power: AC 120V/60Hz
Note: Mode 4:Transmit at CH2422MHz by 11n40 ant0	



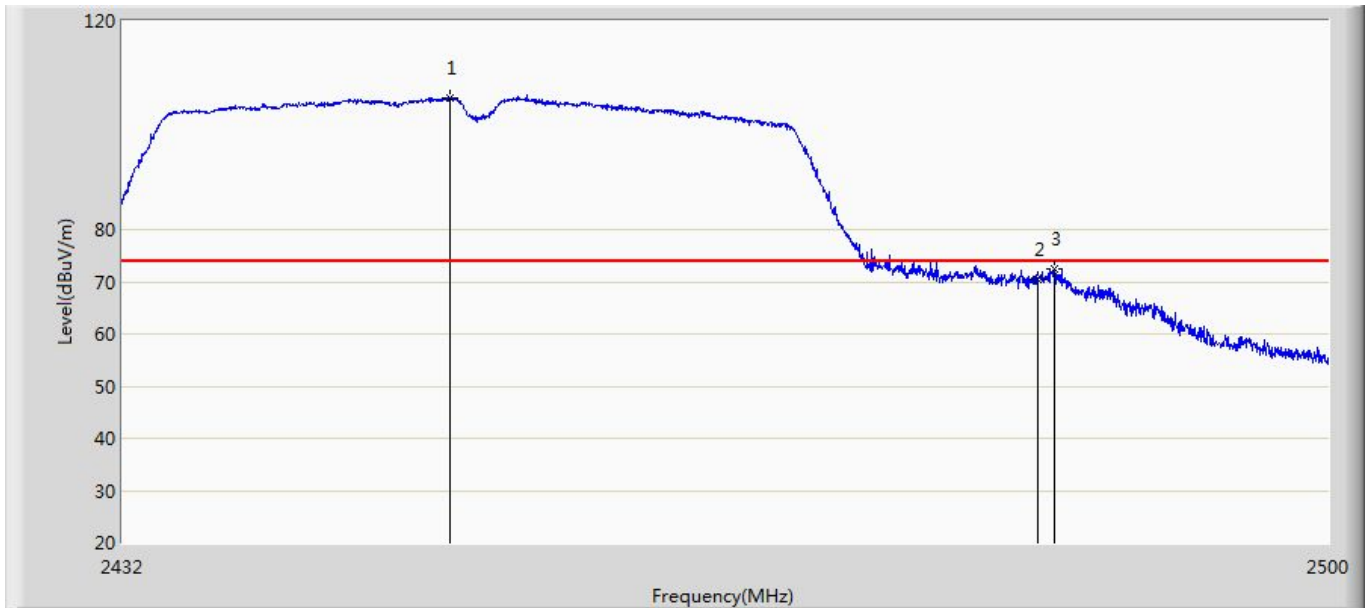
No	Mark	Frequency (MHz)	Measure Level (dBuV/m)	Reading Level (dBuV)	Over Limit (dB)	Limit (dBuV/m)	Factor (dB)	Type
1		2390.000	54.261	18.185	-19.739	74.000	36.076	PK
2	*	2414.412	90.920	54.745	N/A	N/A	36.175	PK

Site: AC5	Time: 2017/05/26 - 17:35
Limit: FCC_Part15.209_RE(3m)	Margin: 0
Probe: Horn_3117_00165315(1-18GHz)	Polarity: Horizontal
EUT: Xiaomi Router 3 Pro	Power: AC 120V/60Hz
Note: Mode 4:Transmit at CH2422MHz by 11n40 ant0	



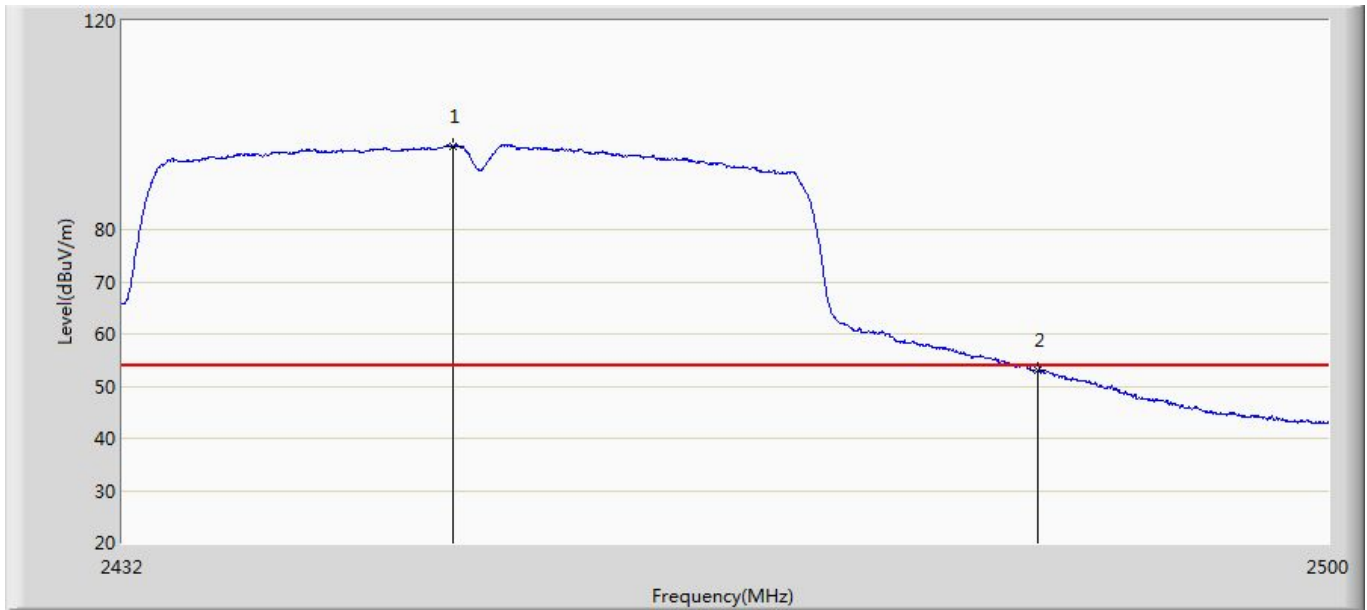
No	Mark	Frequency (MHz)	Measure Level (dBuV/m)	Reading Level (dBuV)	Over Limit (dB)	Limit (dBuV/m)	Factor (dB)	Type
1		2390.000	41.083	5.007	-12.917	54.000	36.076	AV
2	*	2415.534	80.755	44.579	N/A	N/A	36.176	AV

Site: AC5	Time: 2017/05/26 - 17:37
Limit: FCC_Part15.209_RE(3m)	Margin: 0
Probe: Horn_3117_00165315(1-18GHz)	Polarity: Vertical
EUT: Xiaomi Router 3 Pro	Power: AC 120V/60Hz
Note: Mode 4:Transmit at CH2462MHz by 11n40 ant0	



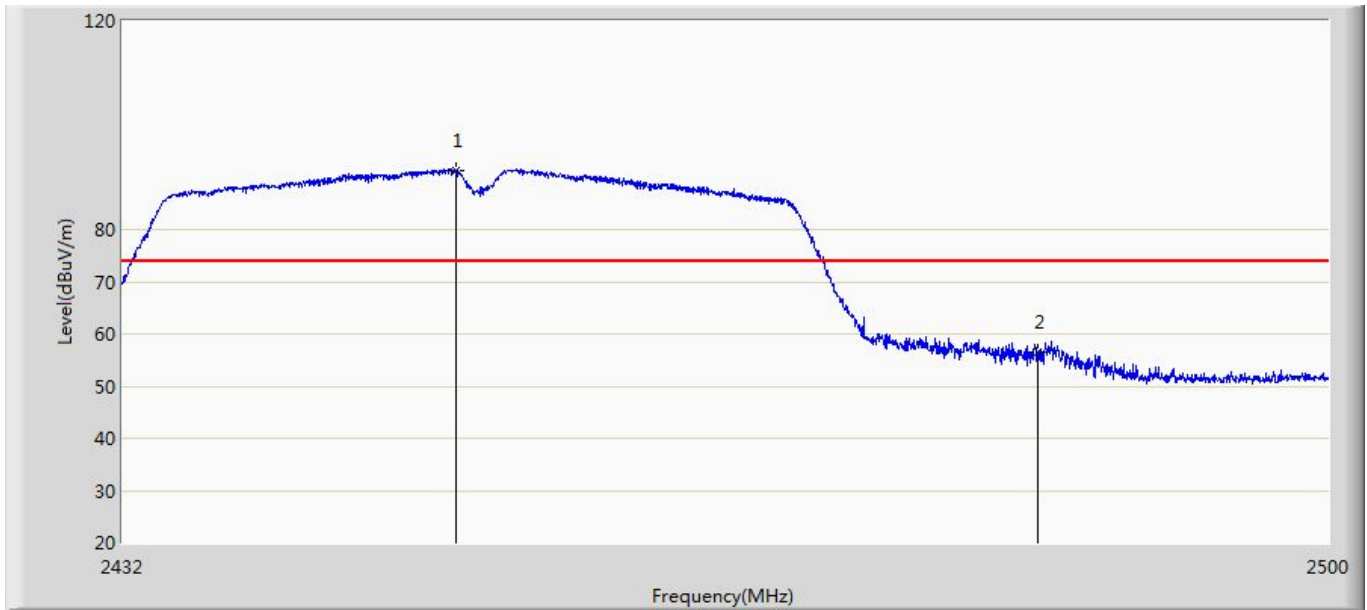
No	Mark	Frequency (MHz)	Measure Level (dBuV/m)	Reading Level (dBuV)	Over Limit (dB)	Limit (dBuV/m)	Factor (dB)	Type
1	*	2450.292	105.280	69.012	N/A	N/A	36.268	PK
2		2483.500	70.303	33.958	-3.697	74.000	36.345	PK
3		2484.394	72.366	36.017	-1.634	74.000	36.349	PK

Site: AC5	Time: 2017/05/26 - 17:39
Limit: FCC_Part15.209_RE(3m)	Margin: 0
Probe: Horn_3117_00165315(1-18GHz)	Polarity: Vertical
EUT: Xiaomi Router 3 Pro	Power: AC 120V/60Hz
Note: Mode 4:Transmit at CH2462MHz by 11n40 ant0	



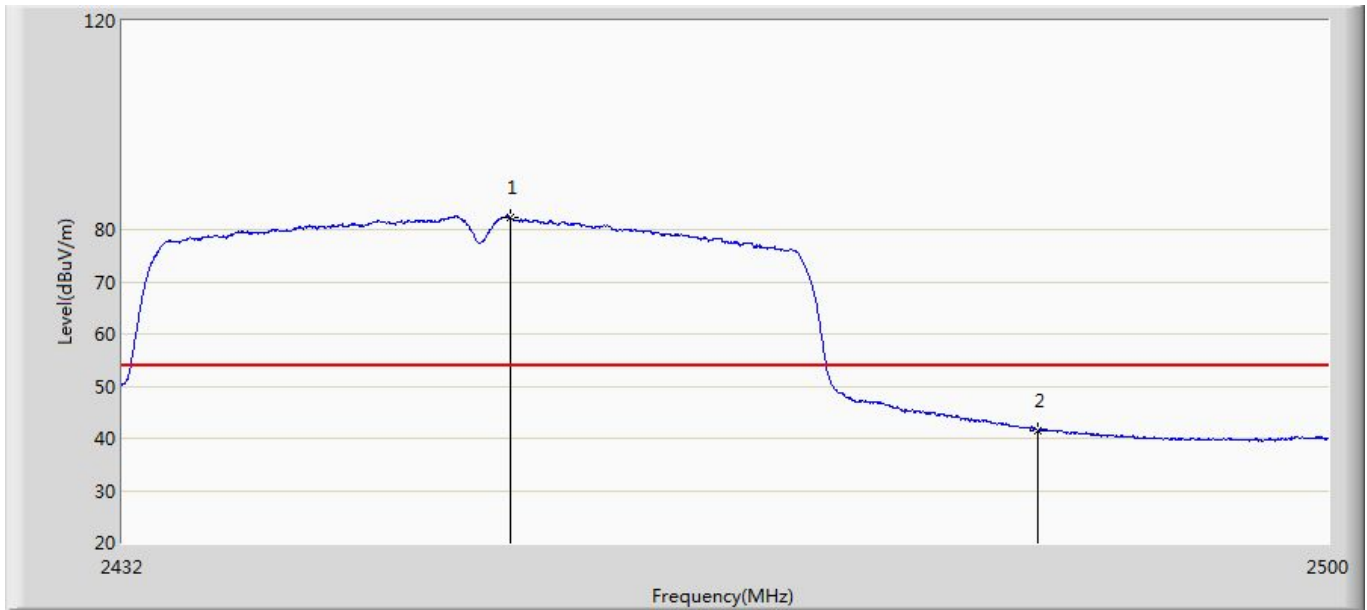
No	Mark	Frequency (MHz)	Measure Level (dBuV/m)	Reading Level (dBuV)	Over Limit (dB)	Limit (dBuV/m)	Factor (dB)	Type
1	*	2450.496	96.070	59.802	N/A	N/A	36.268	AV
2		2483.500	52.964	16.619	-1.036	54.000	36.345	AV

Site: AC5	Time: 2017/05/26 - 17:43
Limit: FCC_Part15.209_RE(3m)	Margin: 0
Probe: Horn_3117_00165315(1-18GHz)	Polarity: Horizontal
EUT: Xiaomi Router 3 Pro	Power: AC 120V/60Hz
Note: Mode 4:Transmit at CH2462MHz by 11n40 ant0	



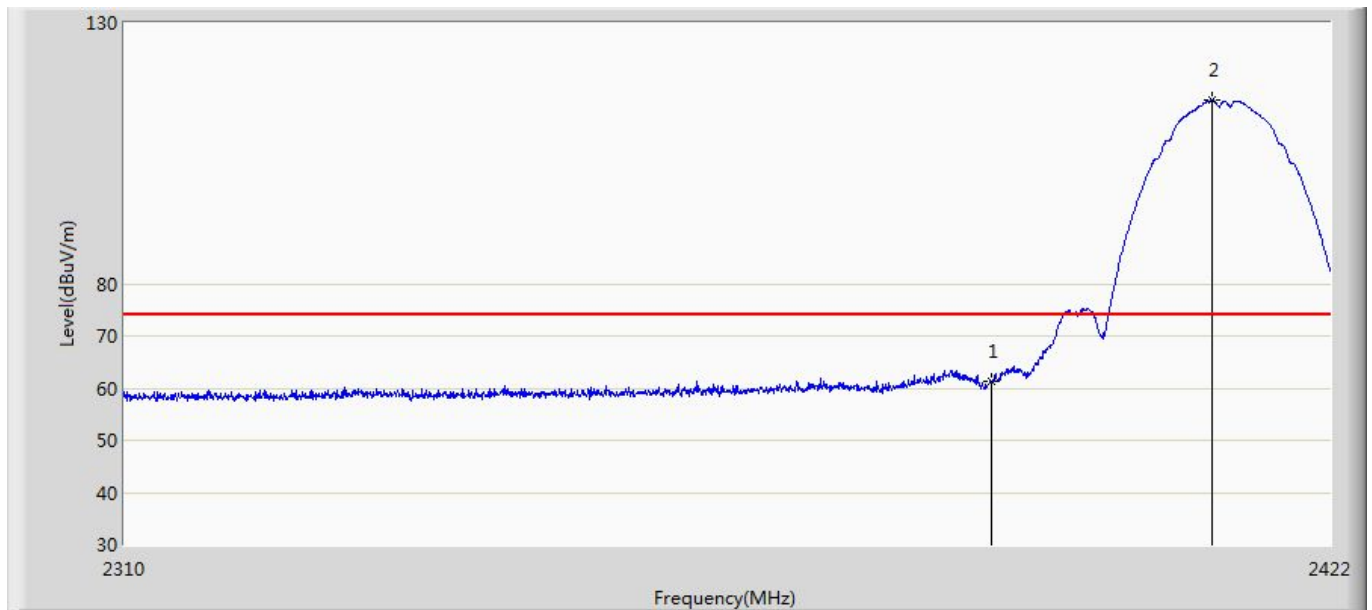
No	Mark	Frequency (MHz)	Measure Level (dBuV/m)	Reading Level (dBuV)	Over Limit (dB)	Limit (dBuV/m)	Factor (dB)	Type
1	*	2450.632	91.320	55.052	N/A	N/A	36.268	PK
2		2483.500	56.404	20.059	-17.596	74.000	36.345	PK

Site: AC5	Time: 2017/05/26 - 17:45
Limit: FCC_Part15.209_RE(3m)	Margin: 0
Probe: Horn_3117_00165315(1-18GHz)	Polarity: Horizontal
EUT: Xiaomi Router 3 Pro	Power: AC 120V/60Hz
Note: Mode 4:Transmit at CH2462MHz by 11n40 ant0	



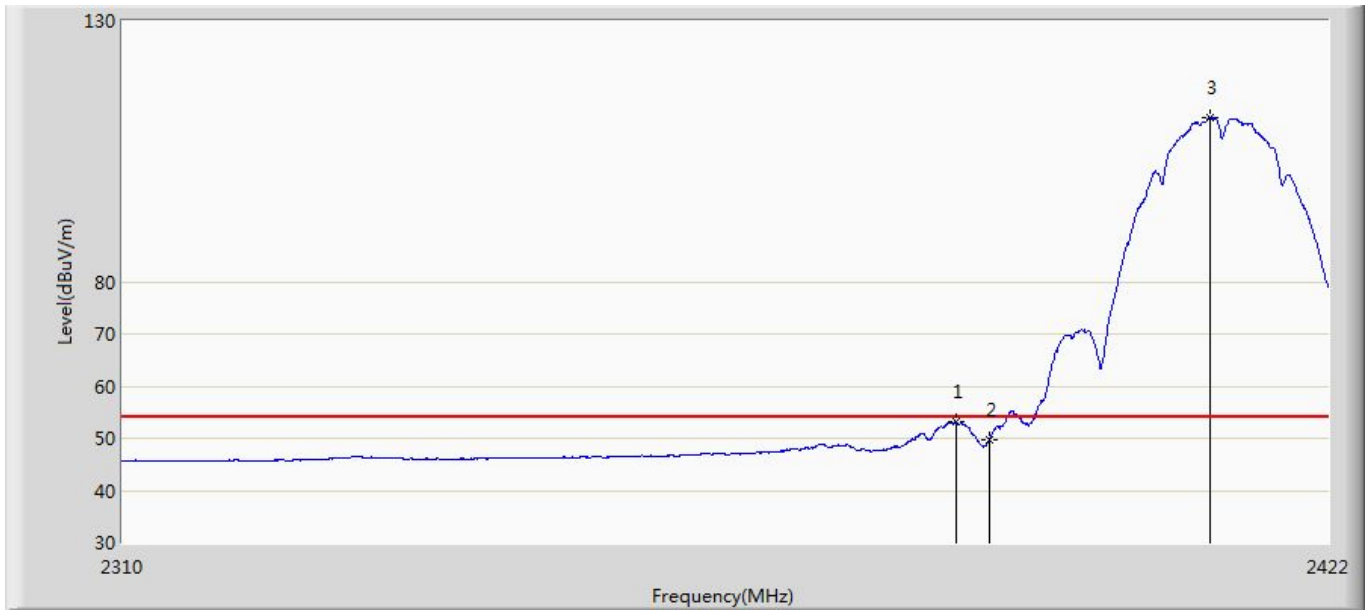
No	Mark	Frequency (MHz)	Measure Level (dBuV/m)	Reading Level (dBuV)	Over Limit (dB)	Limit (dBuV/m)	Factor (dB)	Type
1	*	2453.692	82.287	46.017	N/A	N/A	36.270	AV
2		2483.500	41.459	5.114	-12.541	54.000	36.345	AV

Site: AC5	Time: 2017/05/27 - 13:46
Limit: FCC_Part15.209_RE(3m)	Margin: 0
Probe: Horn_3117_00165315(1-18GHz)	Polarity: Vertical
EUT: Xiaomi Router 3 Pro	Power: AC 120V/60Hz
Note: Mode 1:Transmit at CH2412MHz by 11b ant1	



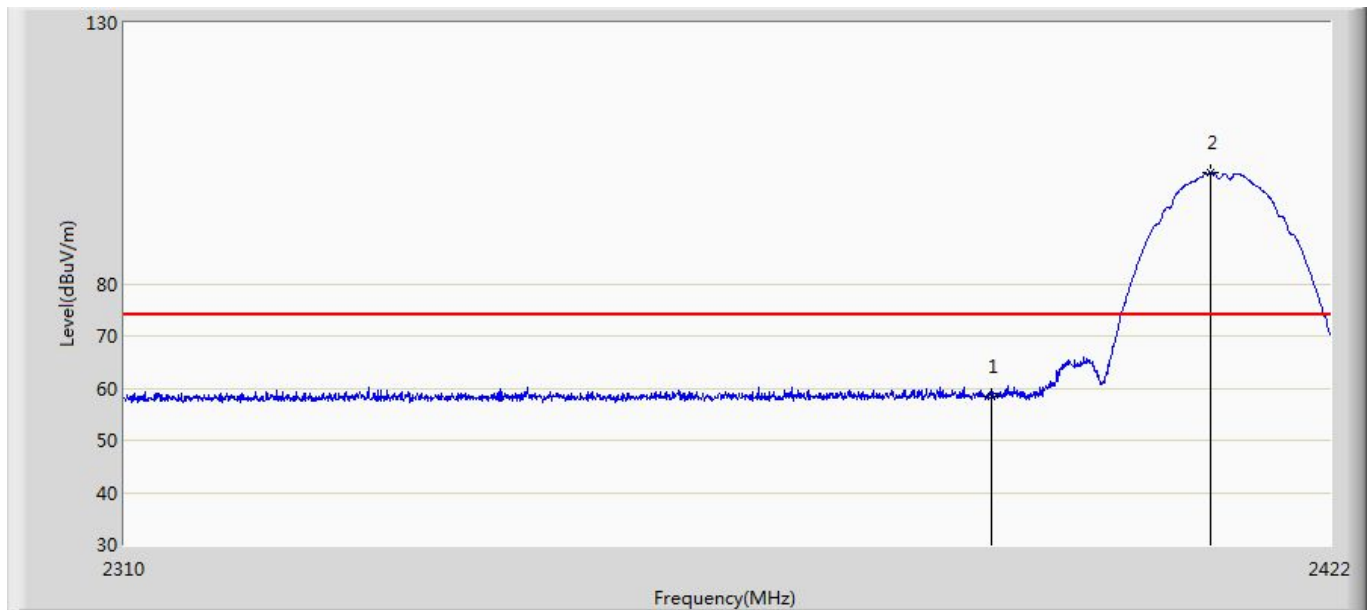
No	Mark	Frequency (MHz)	Measure Level (dBuV/m)	Reading Level (dBuV)	Over Limit (dB)	Limit (dBuV/m)	Factor (dB)	Type
1		2390.000	61.216	25.140	-12.784	74.000	36.076	PK
2	*	2410.856	115.134	78.965	N/A	N/A	36.170	PK

Site: AC5	Time: 2017/05/27 - 13:48
Limit: FCC_Part15.209_RE(3m)	Margin: 0
Probe: Horn_3117_00165315(1-18GHz)	Polarity: Vertical
EUT: Xiaomi Router 3 Pro	Power: AC 120V/60Hz
Note: Mode 1:Transmit at CH2412MHz by 11b ant1	



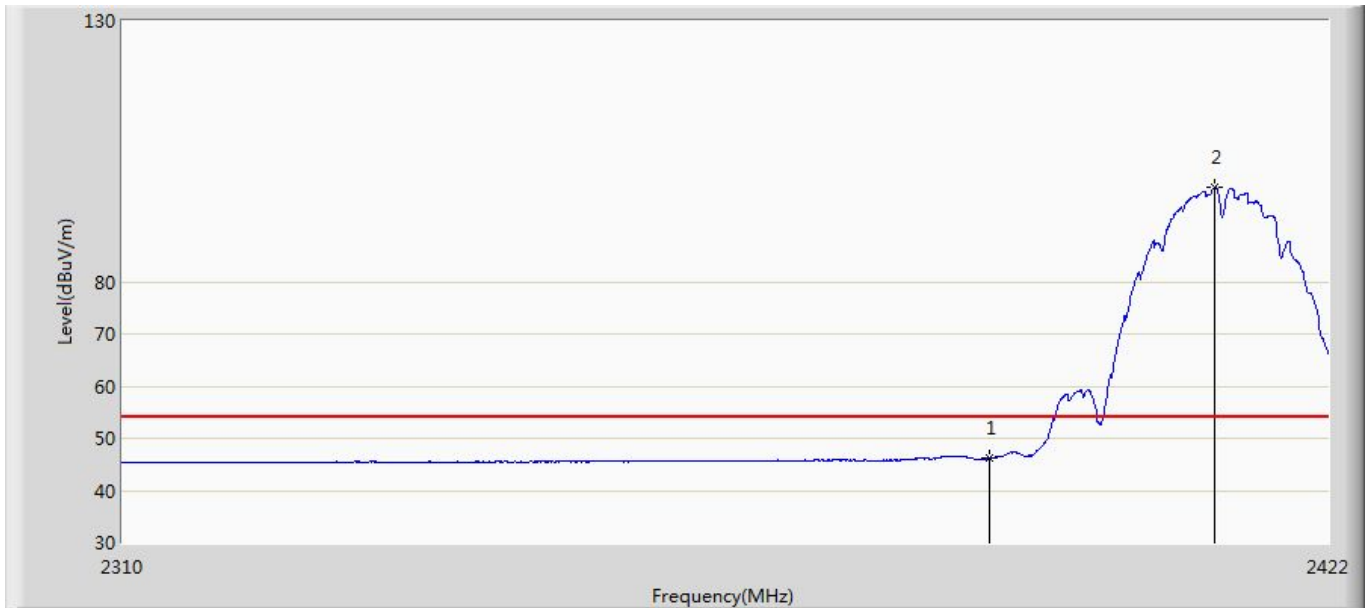
No	Mark	Frequency (MHz)	Measure Level (dBuV/m)	Reading Level (dBuV)	Over Limit (dB)	Limit (dBuV/m)	Factor (dB)	Type
1		2386.888	53.167	17.100	-0.833	54.000	36.067	AV
2		2390.000	49.703	13.627	-4.297	54.000	36.076	AV
3	*	2410.856	111.360	75.191	N/A	N/A	36.170	AV

Site: AC5	Time: 2017/05/27 - 13:53
Limit: FCC_Part15.209_RE(3m)	Margin: 0
Probe: Horn_3117_00165315(1-18GHz)	Polarity: Horizontal
EUT: Xiaomi Router 3 Pro	Power: AC 120V/60Hz
Note: Mode 1:Transmit at CH2412MHz by 11b ant1	



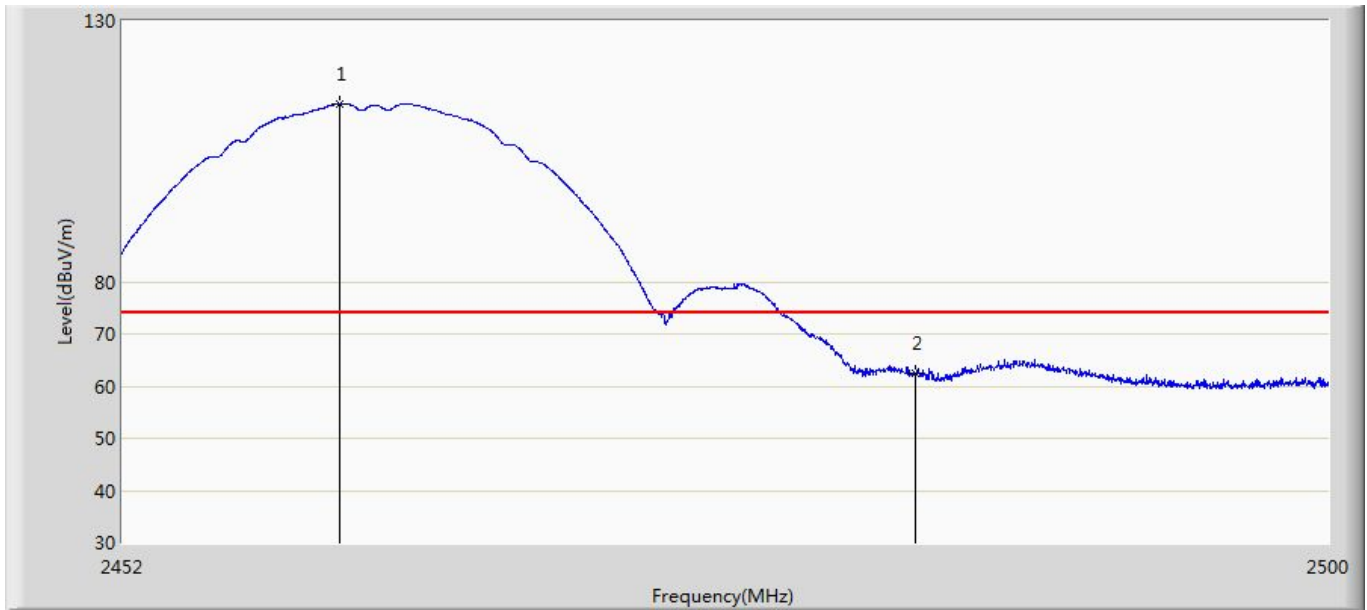
No	Mark	Frequency (MHz)	Measure Level (dBuV/m)	Reading Level (dBuV)	Over Limit (dB)	Limit (dBuV/m)	Factor (dB)	Type
1		2390.000	58.408	22.332	-15.592	74.000	36.076	PK
2	*	2410.632	101.203	65.035	N/A	N/A	36.168	PK

Site: AC5	Time: 2017/05/27 - 13:55
Limit: FCC_Part15.209_RE(3m)	Margin: 0
Probe: Horn_3117_00165315(1-18GHz)	Polarity: Horizontal
EUT: Xiaomi Router 3 Pro	Power: AC 120V/60Hz
Note: Mode 1:Transmit at CH2412MHz by 11b ant1	



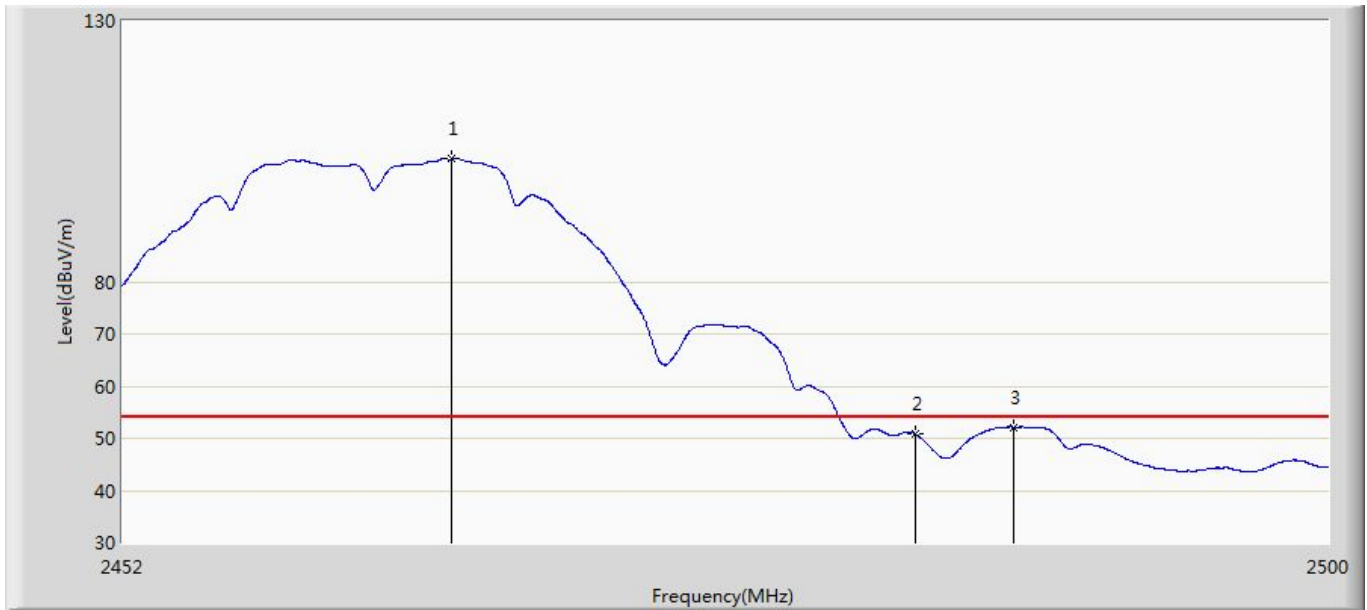
No	Mark	Frequency (MHz)	Measure Level (dBuV/m)	Reading Level (dBuV)	Over Limit (dB)	Limit (dBuV/m)	Factor (dB)	Type
1		2390.000	46.119	10.043	-7.881	54.000	36.076	AV
2	*	2411.192	98.028	61.858	N/A	N/A	36.170	AV

Site: AC5	Time: 2017/05/27 - 14:00
Limit: FCC_Part15.209_RE(3m)	Margin: 0
Probe: Horn_3117_00165315(1-18GHz)	Polarity: Vertical
EUT: Xiaomi Router 3 Pro	Power: AC 120V/60Hz
Note: Mode 1:Transmit at CH2462MHz by 11b ant1	



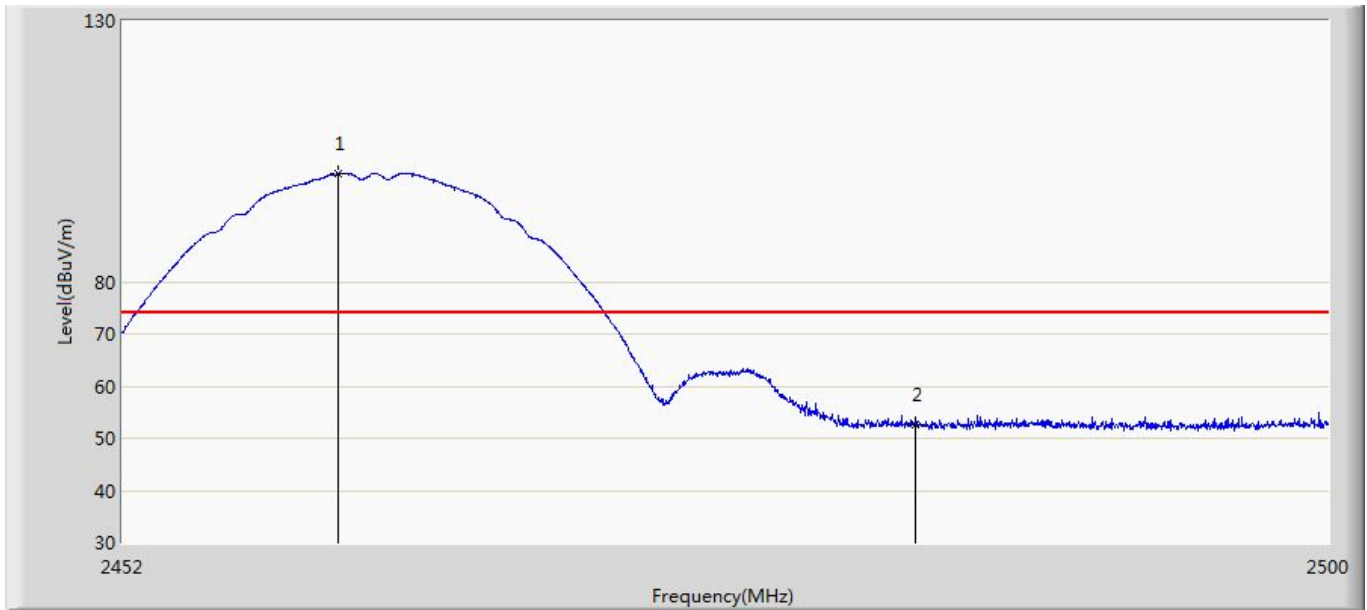
No	Mark	Frequency (MHz)	Measure Level (dBuV/m)	Reading Level (dBuV)	Over Limit (dB)	Limit (dBuV/m)	Factor (dB)	Type
1	*	2460.616	114.056	77.783	N/A	N/A	36.273	PK
2		2483.500	62.368	26.023	-11.632	74.000	36.345	PK

Site: AC5	Time: 2017/05/27 - 14:02
Limit: FCC_Part15.209_RE(3m)	Margin: 0
Probe: Horn_3117_00165315(1-18GHz)	Polarity: Vertical
EUT: Xiaomi Router 3 Pro	Power: AC 120V/60Hz
Note: Mode 1:Transmit at CH2462MHz by 11b ant1	



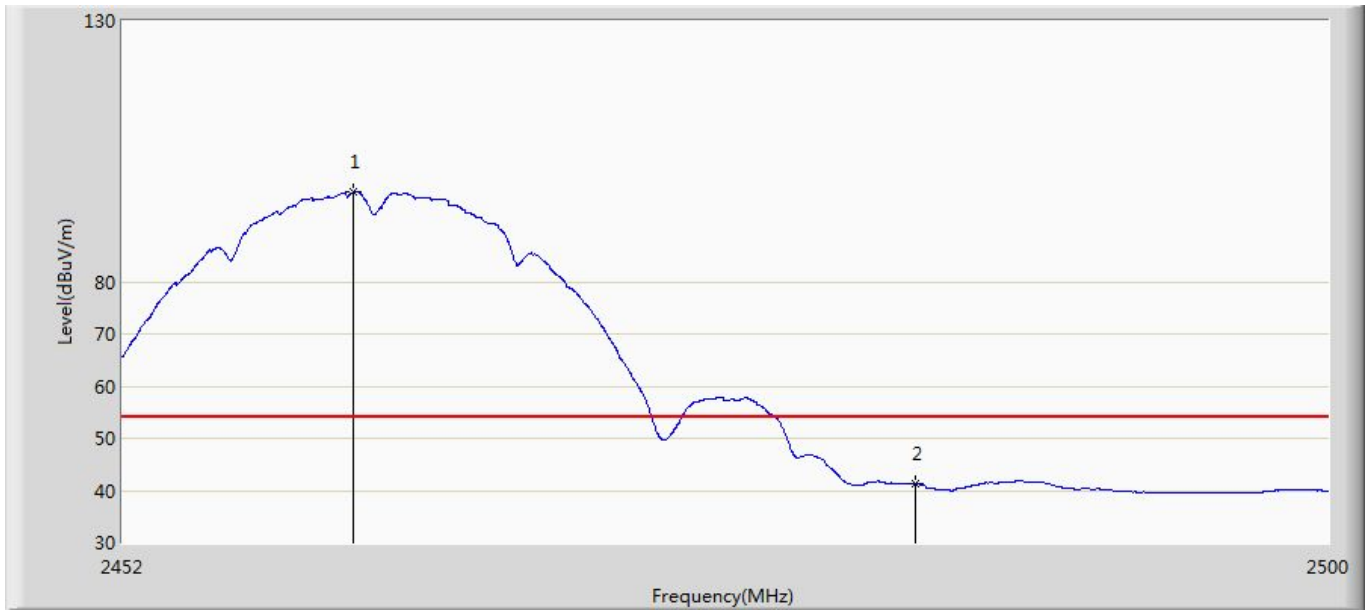
No	Mark	Frequency (MHz)	Measure Level (dBuV/m)	Reading Level (dBuV)	Over Limit (dB)	Limit (dBuV/m)	Factor (dB)	Type
1	*	2465.032	103.494	67.211	N/A	N/A	36.284	AV
2		2483.500	50.736	14.391	-3.264	54.000	36.345	AV
3		2487.424	52.144	15.783	-1.856	54.000	36.360	AV

Site: AC5	Time: 2017/05/27 - 14:07
Limit: FCC_Part15.209_RE(3m)	Margin: 0
Probe: Horn_3117_00165315(1-18GHz)	Polarity: Horizontal
EUT: Xiaomi Router 3 Pro	Power: AC 120V/60Hz
Note: Mode 1:Transmit at CH2462MHz by 11b ant1	



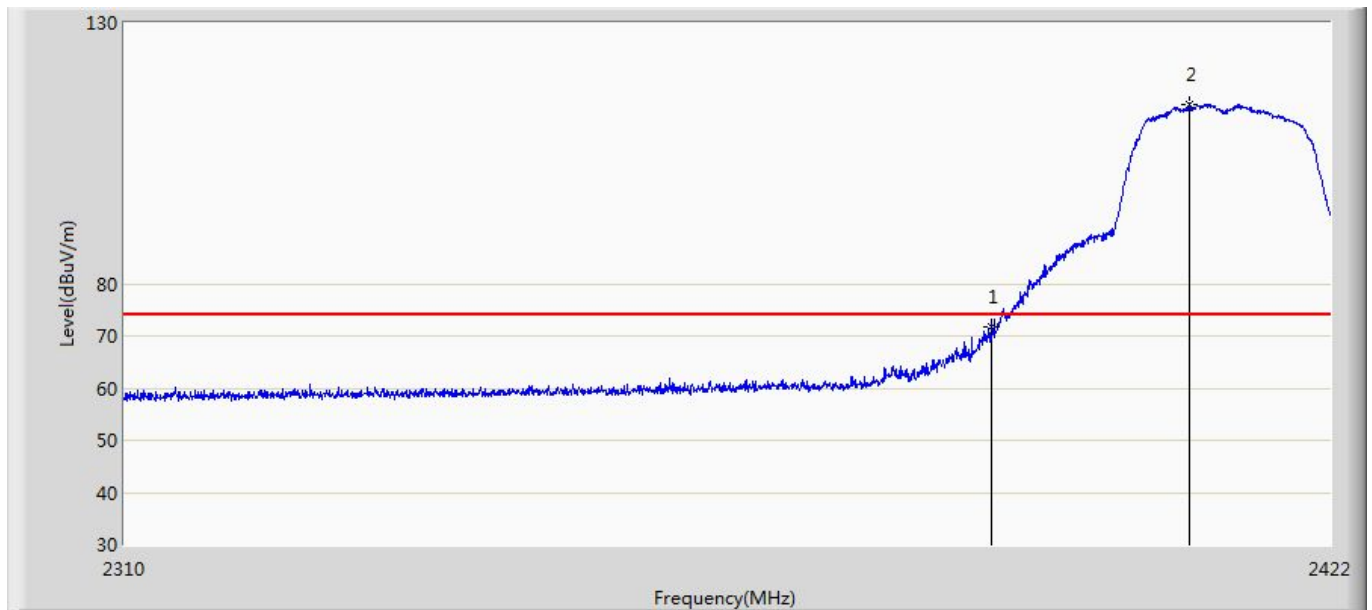
No	Mark	Frequency (MHz)	Measure Level (dBuV/m)	Reading Level (dBuV)	Over Limit (dB)	Limit (dBuV/m)	Factor (dB)	Type
1	*	2460.544	100.673	64.400	N/A	N/A	36.273	PK
2		2483.500	52.537	16.192	-21.463	74.000	36.345	PK

Site: AC5	Time: 2017/05/27 - 14:10
Limit: FCC_Part15.209_RE(3m)	Margin: 0
Probe: Horn_3117_00165315(1-18GHz)	Polarity: Horizontal
EUT: Xiaomi Router 3 Pro	Power: AC 120V/60Hz
Note: Mode 1:Transmit at CH2462MHz by 11b ant1	



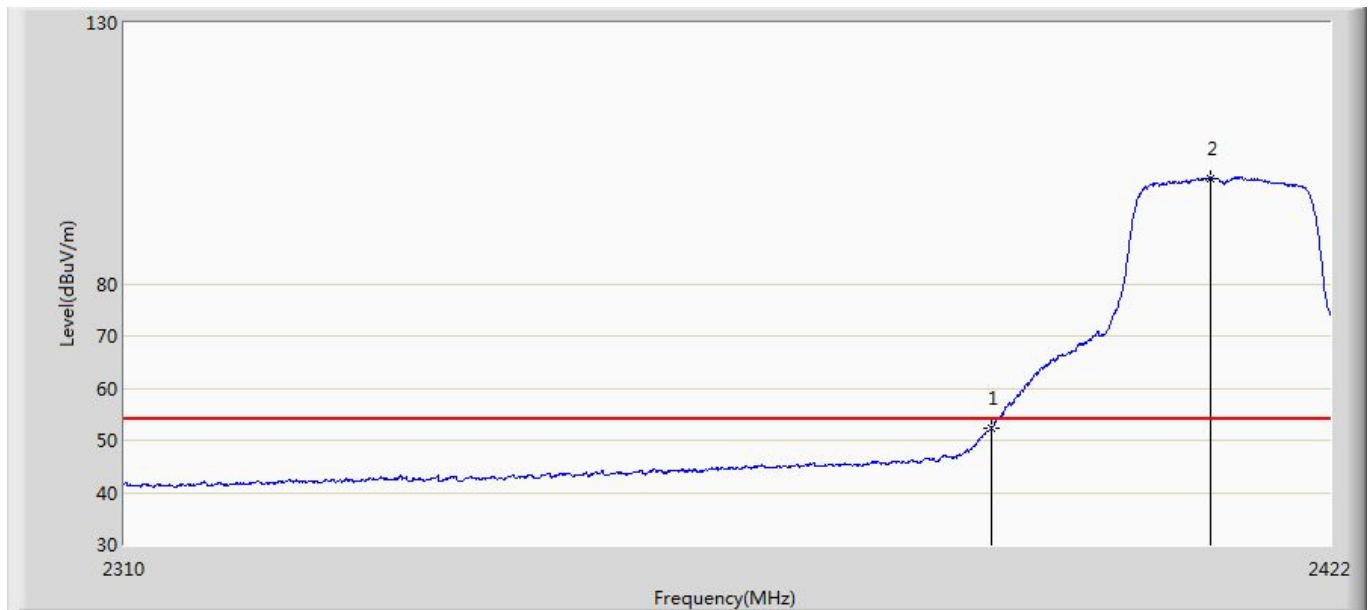
No	Mark	Frequency (MHz)	Measure Level (dBuV/m)	Reading Level (dBuV)	Over Limit (dB)	Limit (dBuV/m)	Factor (dB)	Type
1	*	2461.144	97.138	60.864	N/A	N/A	36.273	AV
2		2483.500	41.256	4.911	-12.744	54.000	36.345	AV

Site: AC5	Time: 2017/05/27 - 14:17
Limit: FCC_Part15.209_RE(3m)	Margin: 0
Probe: Horn_3117_00165315(1-18GHz)	Polarity: Vertical
EUT: Xiaomi Router 3 Pro	Power: AC 120V/60Hz
Note: Mode 2:Transmit at CH2412MHz by 11g ant1	



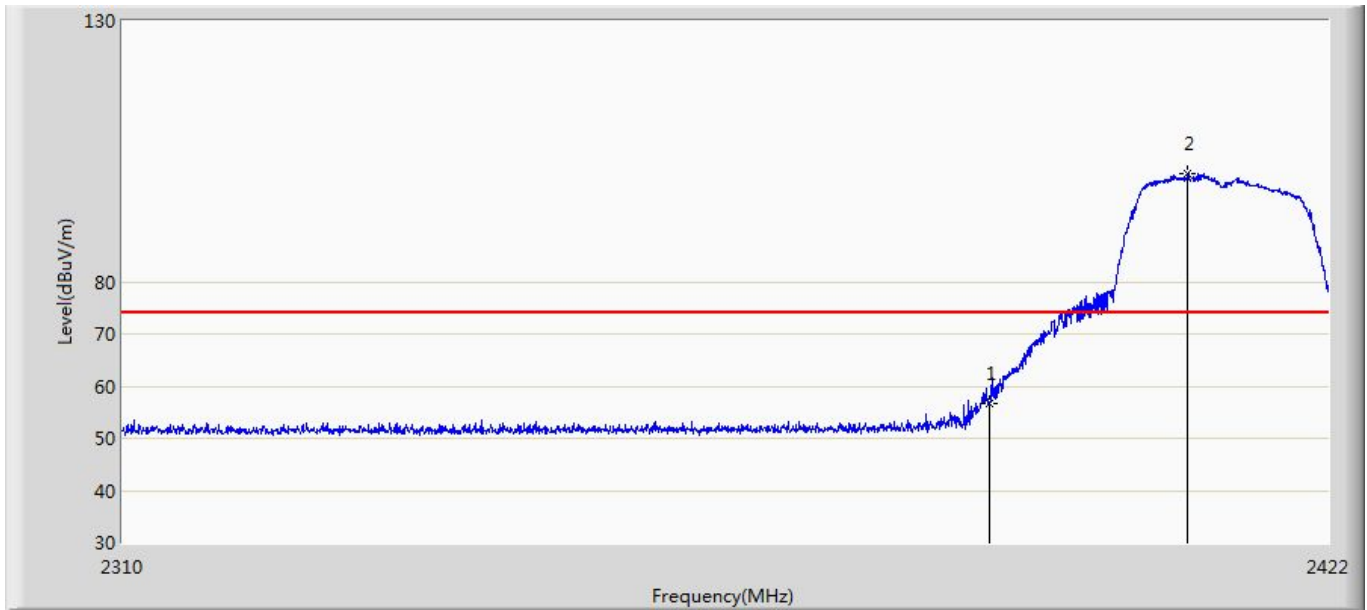
No	Mark	Frequency (MHz)	Measure Level (dBuV/m)	Reading Level (dBuV)	Over Limit (dB)	Limit (dBuV/m)	Factor (dB)	Type
1		2390.000	71.843	35.767	-2.157	74.000	36.076	PK
2	*	2408.616	114.319	78.160	N/A	N/A	36.159	PK

Site: AC5	Time: 2017/05/27 - 14:19
Limit: FCC_Part15.209_RE(3m)	Margin: 0
Probe: Horn_3117_00165315(1-18GHz)	Polarity: Vertical
EUT: Xiaomi Router 3 Pro	Power: AC 120V/60Hz
Note: Mode 2:Transmit at CH2412MHz by 11g ant1	



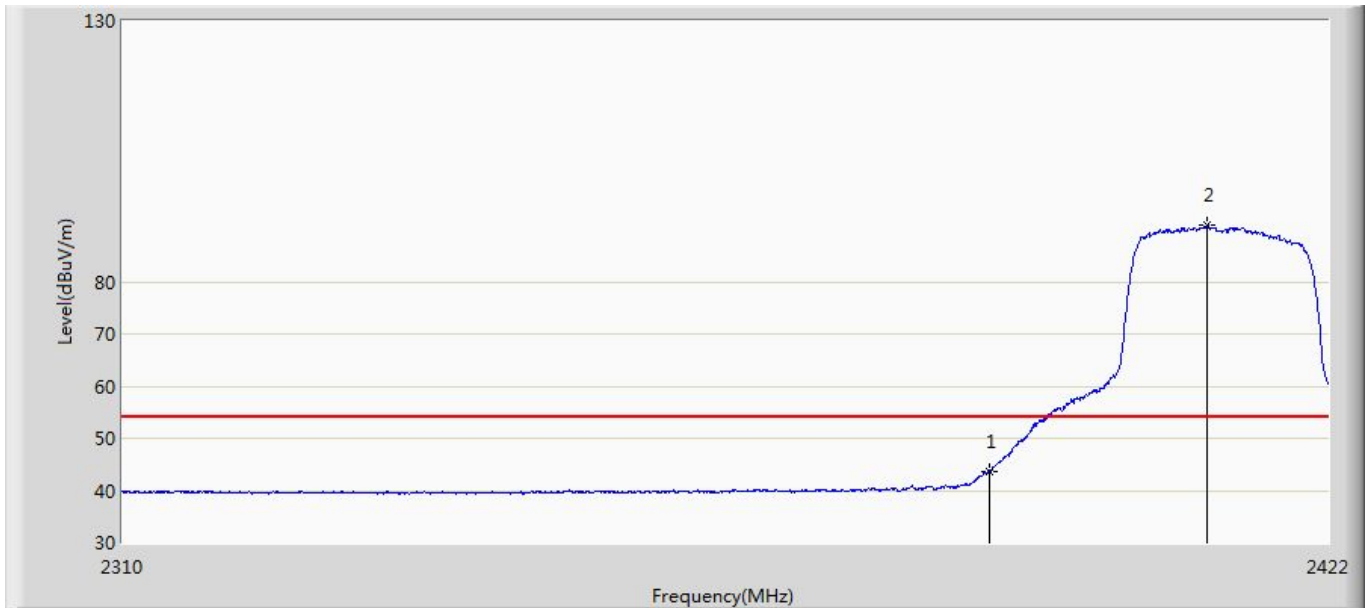
No	Mark	Frequency (MHz)	Measure Level (dBuV/m)	Reading Level (dBuV)	Over Limit (dB)	Limit (dBuV/m)	Factor (dB)	Type
1		2390.000	52.193	16.117	-1.807	54.000	36.076	AV
2	*	2410.632	100.288	64.120	N/A	N/A	36.168	AV

Site: AC5	Time: 2017/05/27 - 14:23
Limit: FCC_Part15.209_RE(3m)	Margin: 0
Probe: Horn_3117_00165315(1-18GHz)	Polarity: Horizontal
EUT: Xiaomi Router 3 Pro	Power: AC 120V/60Hz
Note: Mode 2:Transmit at CH2412MHz by 11g ant1	



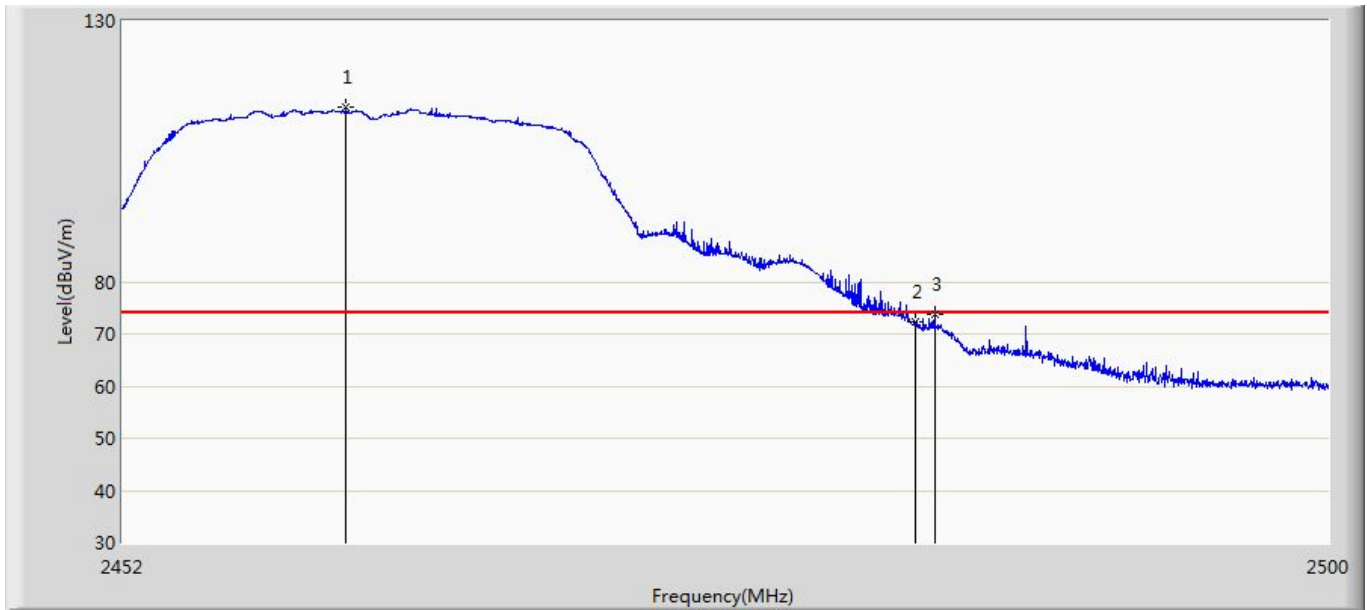
No	Mark	Frequency (MHz)	Measure Level (dBuV/m)	Reading Level (dBuV)	Over Limit (dB)	Limit (dBuV/m)	Factor (dB)	Type
1		2390.000	56.539	20.463	-17.461	74.000	36.076	PK
2	*	2408.672	100.828	64.669	N/A	N/A	36.159	PK

Site: AC5	Time: 2017/05/27 - 14:24
Limit: FCC_Part15.209_RE(3m)	Margin: 0
Probe: Horn_3117_00165315(1-18GHz)	Polarity: Horizontal
EUT: Xiaomi Router 3 Pro	Power: AC 120V/60Hz
Note: Mode 2:Transmit at CH2412MHz by 11g ant1	



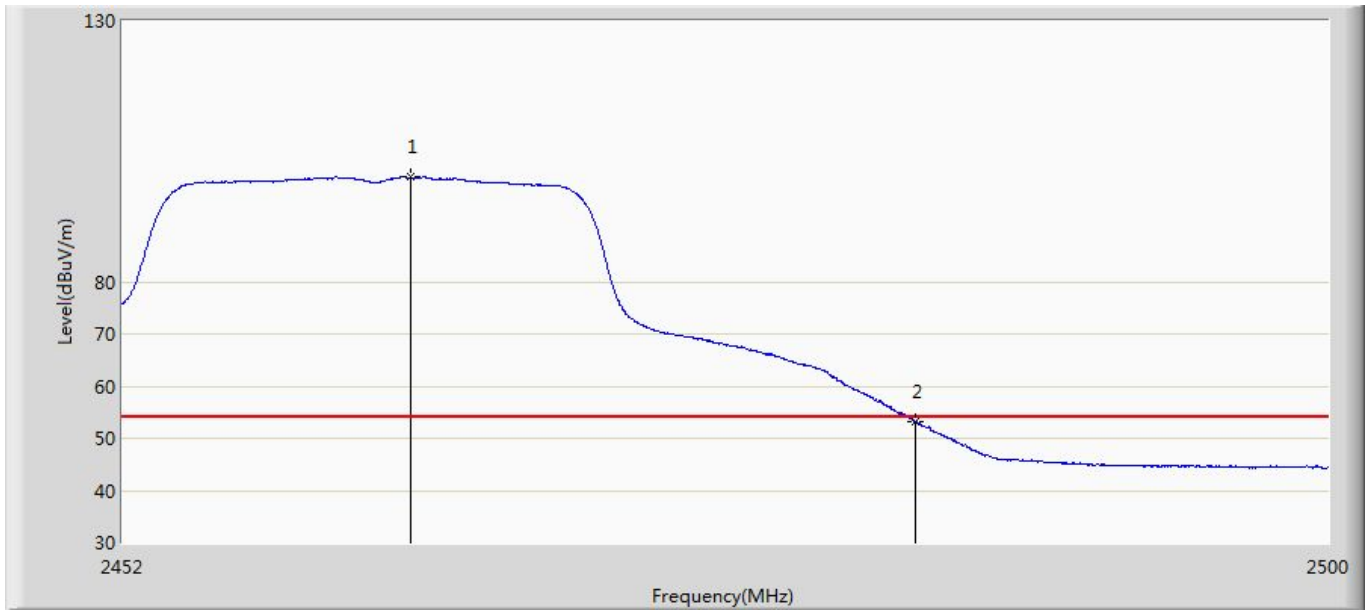
No	Mark	Frequency (MHz)	Measure Level (dBuV/m)	Reading Level (dBuV)	Over Limit (dB)	Limit (dBuV/m)	Factor (dB)	Type
1		2390.000	43.753	7.677	-10.247	54.000	36.076	AV
2	*	2410.576	90.817	54.649	N/A	N/A	36.168	AV

Site: AC5	Time: 2017/05/27 - 14:28
Limit: FCC_Part15.209_RE(3m)	Margin: 0
Probe: Horn_3117_00165315(1-18GHz)	Polarity: Vertical
EUT: Xiaomi Router 3 Pro	Power: AC 120V/60Hz
Note: Mode 2:Transmit at CH2462MHz by 11g ant1	



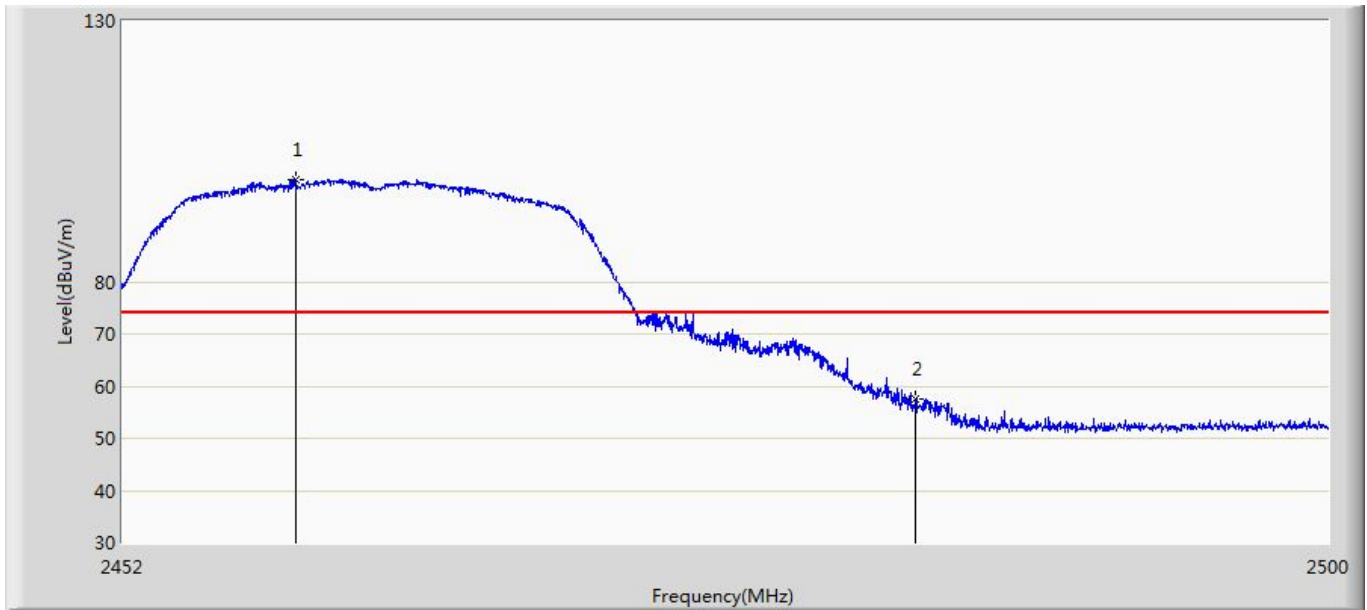
No	Mark	Frequency (MHz)	Measure Level (dBuV/m)	Reading Level (dBuV)	Over Limit (dB)	Limit (dBuV/m)	Factor (dB)	Type
1	*	2460.856	113.586	77.313	N/A	N/A	36.274	PK
2		2483.500	72.304	35.959	-1.696	74.000	36.345	PK
3		2484.232	73.883	37.535	-0.117	74.000	36.348	PK

Site: AC5	Time: 2017/05/27 - 14:30
Limit: FCC_Part15.209_RE(3m)	Margin: 0
Probe: Horn_3117_00165315(1-18GHz)	Polarity: Vertical
EUT: Xiaomi Router 3 Pro	Power: AC 120V/60Hz
Note: Mode 2:Transmit at CH2462MHz by 11g ant1	



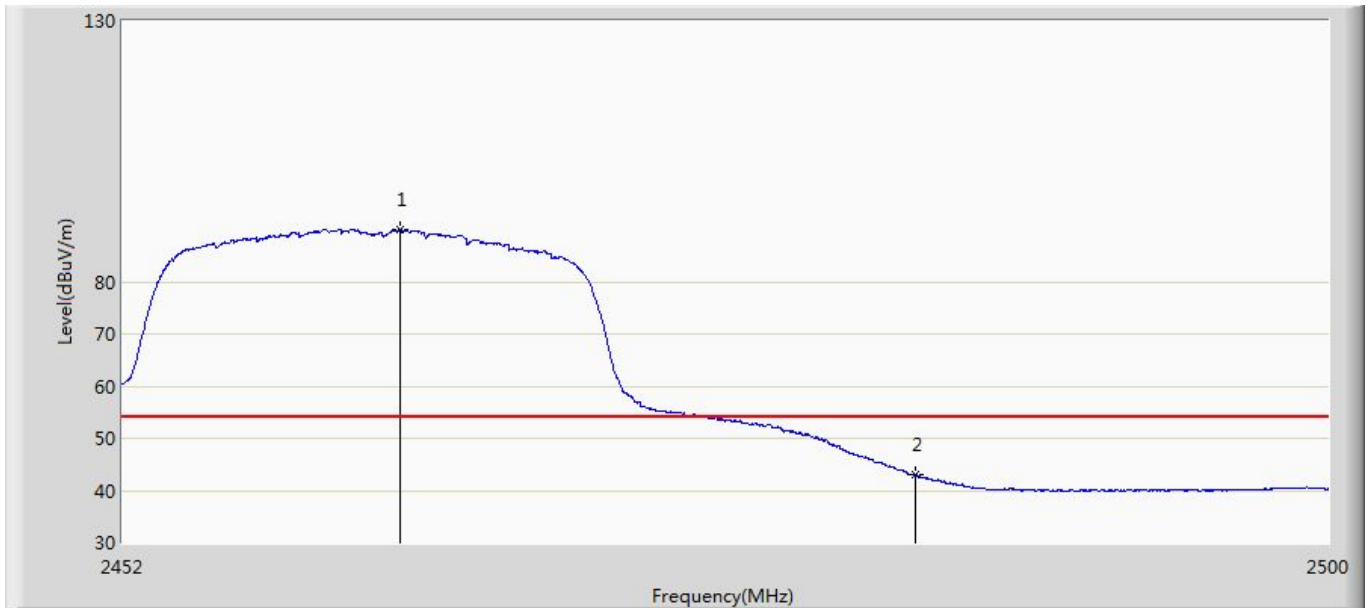
No	Mark	Frequency (MHz)	Measure Level (dBuV/m)	Reading Level (dBuV)	Over Limit (dB)	Limit (dBuV/m)	Factor (dB)	Type
1	*	2463.376	100.066	63.788	N/A	N/A	36.278	AV
2		2483.500	53.161	16.816	-0.839	54.000	36.345	AV

Site: AC5	Time: 2017/05/27 - 14:32
Limit: FCC_Part15.209_RE(3m)	Margin: 0
Probe: Horn_3117_00165315(1-18GHz)	Polarity: Horizontal
EUT: Xiaomi Router 3 Pro	Power: AC 120V/60Hz
Note: Mode 2:Transmit at CH2462MHz by 11g ant1	



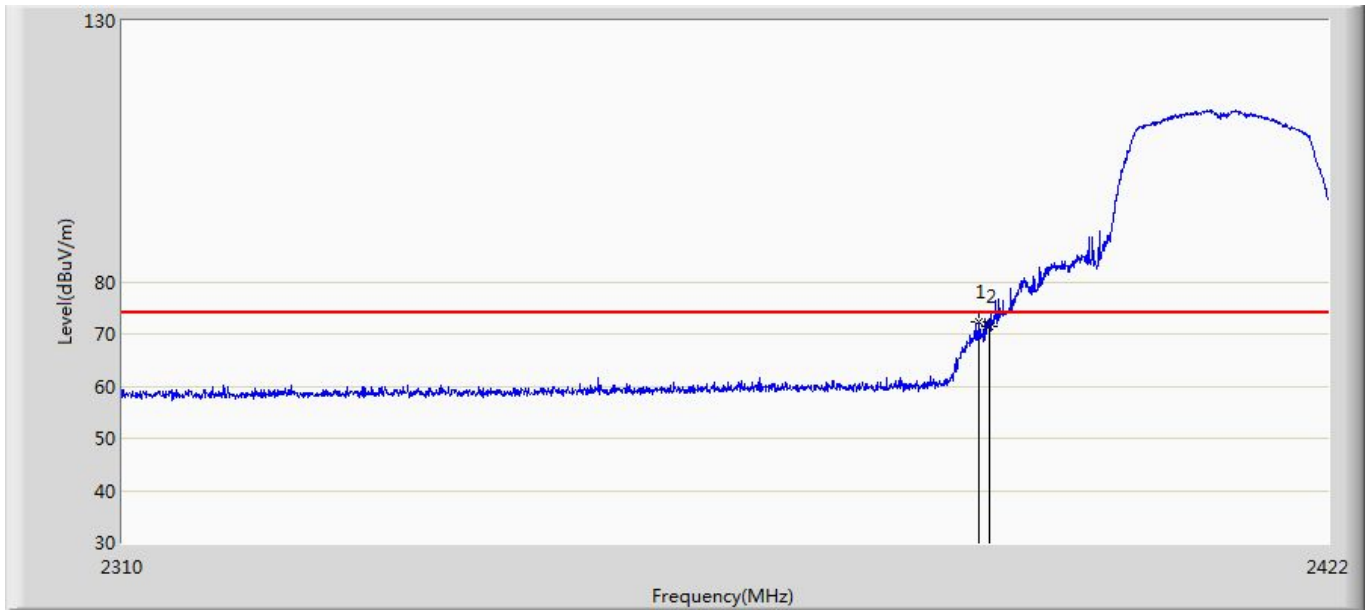
No	Mark	Frequency (MHz)	Measure Level (dBuV/m)	Reading Level (dBuV)	Over Limit (dB)	Limit (dBuV/m)	Factor (dB)	Type
1	*	2458.840	99.564	63.292	N/A	N/A	36.272	PK
2		2483.500	57.430	21.085	-16.570	74.000	36.345	PK

Site: AC5	Time: 2017/05/27 - 14:33
Limit: FCC_Part15.209_RE(3m)	Margin: 0
Probe: Horn_3117_00165315(1-18GHz)	Polarity: Horizontal
EUT: Xiaomi Router 3 Pro	Power: AC 120V/60Hz
Note: Mode 2:Transmit at CH2462MHz by 11g ant1	



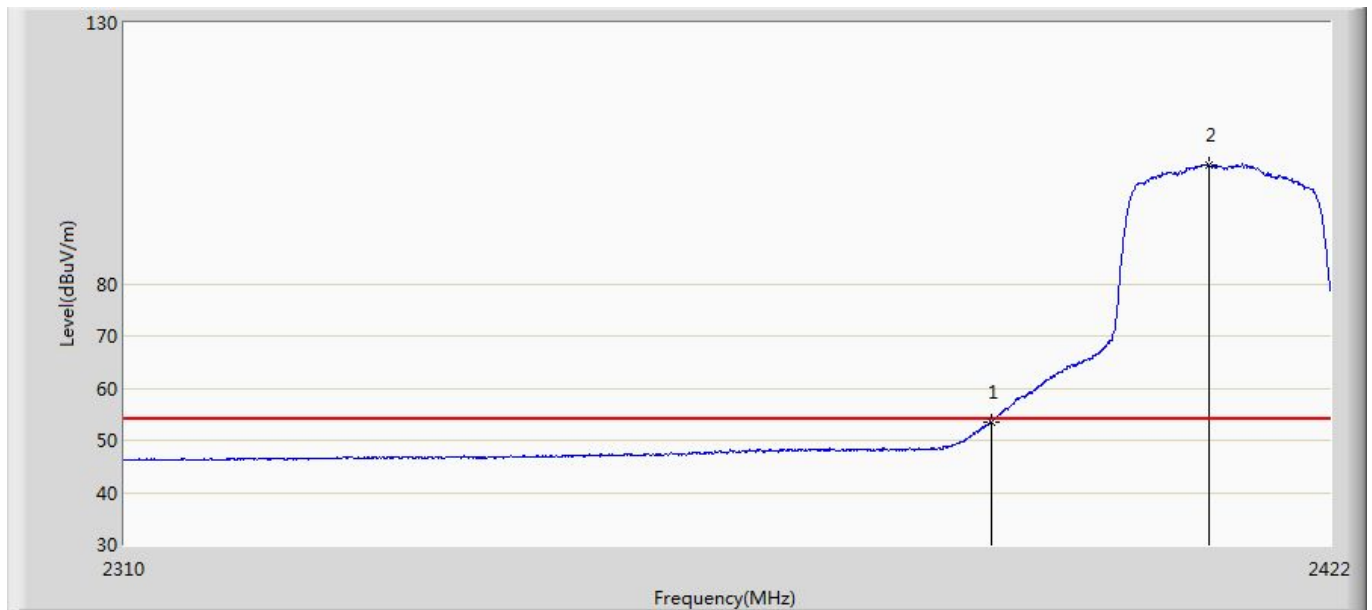
No	Mark	Frequency (MHz)	Measure Level (dBuV/m)	Reading Level (dBuV)	Over Limit (dB)	Limit (dBuV/m)	Factor (dB)	Type
1	*	2462.992	90.104	53.827	N/A	N/A	36.277	AV
2		2483.500	42.946	6.601	-11.054	54.000	36.345	AV

Site: AC5	Time: 2017/05/27 - 14:48
Limit: FCC_Part15.209_RE(3m)	Margin: 0
Probe: Horn_3117_00165315(1-18GHz)	Polarity: Vertical
EUT: Xiaomi Router 3 Pro	Power: AC 120V/60Hz
Note: Mode 3:Transmit at CH2412MHz by 11n20 ant1	



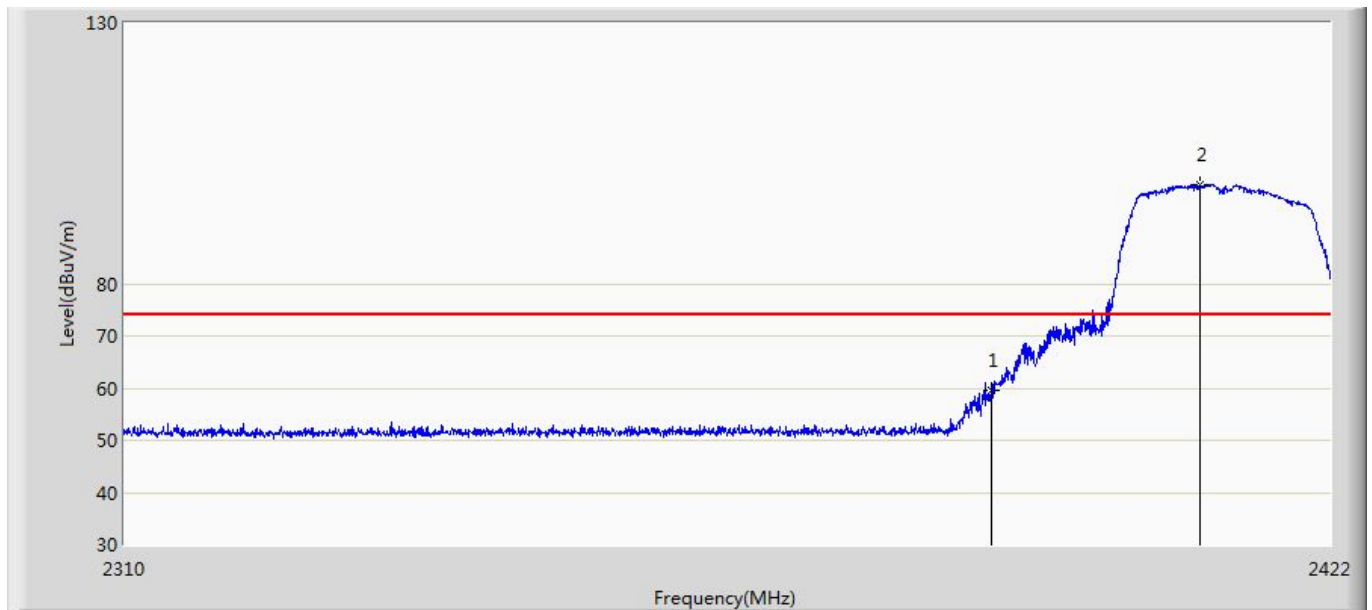
No	Mark	Frequency (MHz)	Measure Level (dBuV/m)	Reading Level (dBuV)	Over Limit (dB)	Limit (dBuV/m)	Factor (dB)	Type
1		2389.016	72.407	36.334	-1.593	74.000	36.073	PK
2		2390.000	71.407	35.331	-2.593	74.000	36.076	PK
3	*	2462.992	90.104	53.827	N/A	N/A	36.277	PK

Site: AC5	Time: 2017/05/27 - 14:50
Limit: FCC_Part15.209_RE(3m)	Margin: 0
Probe: Horn_3117_00165315(1-18GHz)	Polarity: Vertical
EUT: Xiaomi Router 3 Pro	Power: AC 120V/60Hz
Note: Mode 3:Transmit at CH2412MHz by 11n20 ant1	



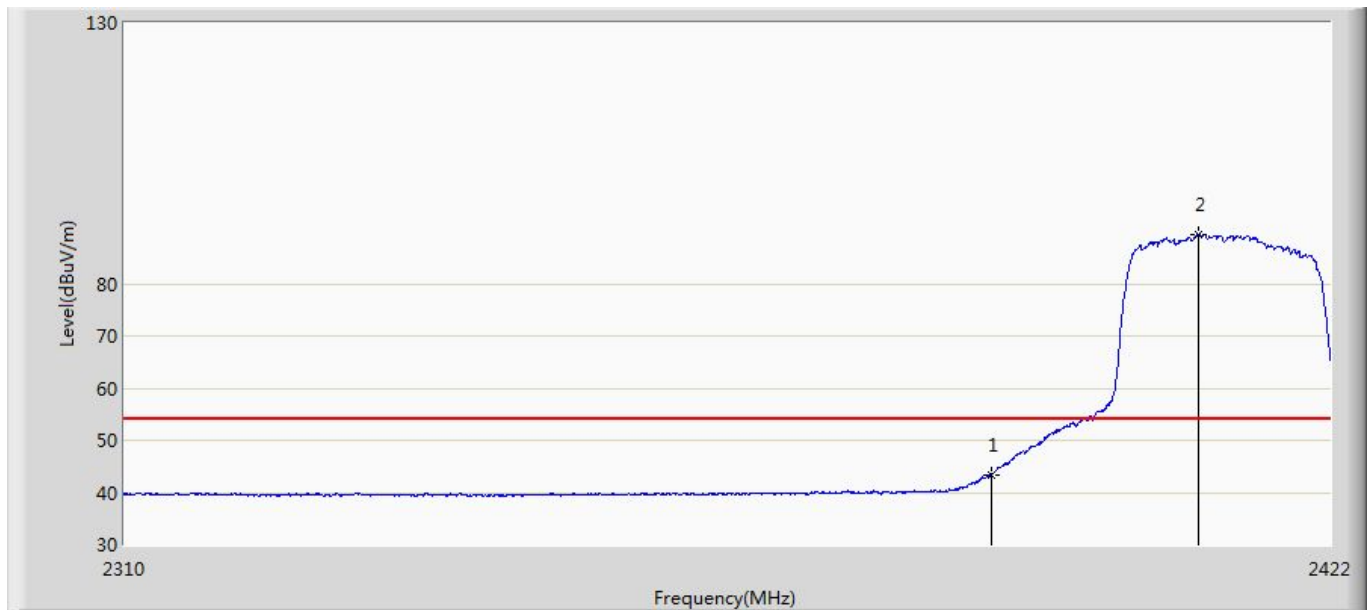
No	Mark	Frequency (MHz)	Measure Level (dBuV/m)	Reading Level (dBuV)	Over Limit (dB)	Limit (dBuV/m)	Factor (dB)	Type
1		2390.000	53.567	17.491	-0.433	54.000	36.076	AV
2	*	2410.576	102.847	66.679	N/A	N/A	36.168	AV

Site: AC5	Time: 2017/05/27 - 14:51
Limit: FCC_Part15.209_RE(3m)	Margin: 0
Probe: Horn_3117_00165315(1-18GHz)	Polarity: Horizontal
EUT: Xiaomi Router 3 Pro	Power: AC 120V/60Hz
Note: Mode 3:Transmit at CH2412MHz by 11n20 ant1	



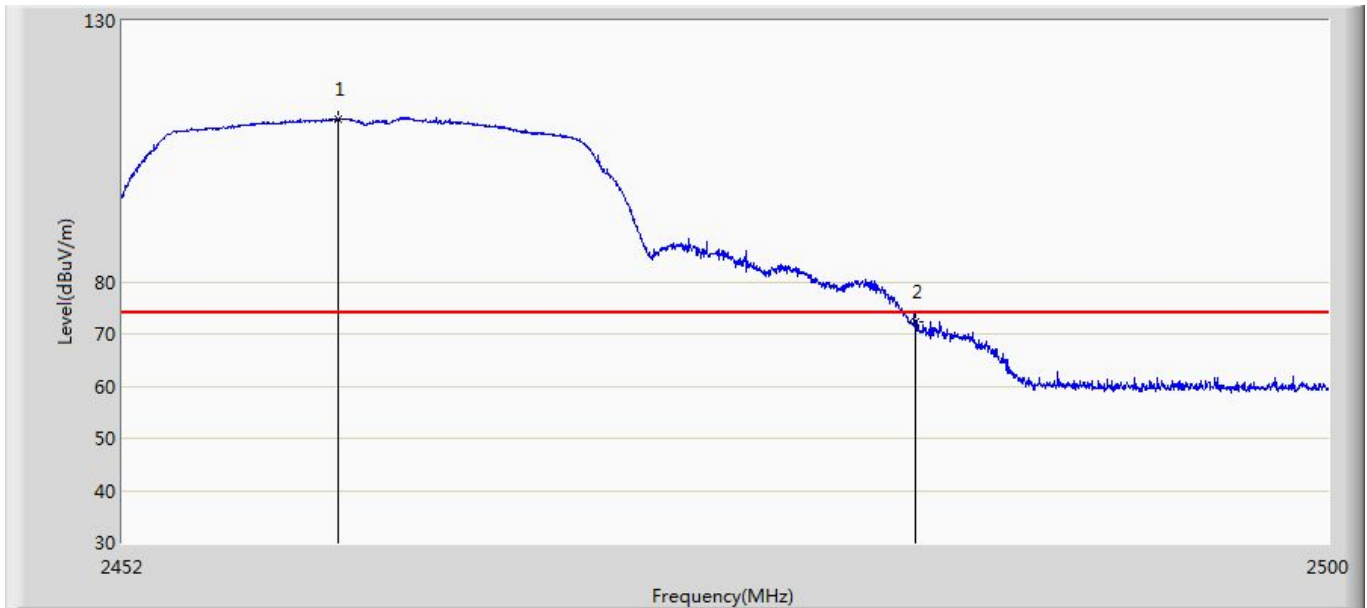
No	Mark	Frequency (MHz)	Measure Level (dBuV/m)	Reading Level (dBuV)	Over Limit (dB)	Limit (dBuV/m)	Factor (dB)	Type
1		2390.000	59.482	23.406	-14.518	74.000	36.076	PK
2	*	2409.680	98.843	62.679	N/A	N/A	36.164	PK

Site: AC5	Time: 2017/05/27 - 14:52
Limit: FCC_Part15.209_RE(3m)	Margin: 0
Probe: Horn_3117_00165315(1-18GHz)	Polarity: Horizontal
EUT: Xiaomi Router 3 Pro	Power: AC 120V/60Hz
Note: Mode 3:Transmit at CH2412MHz by 11n20 ant1	



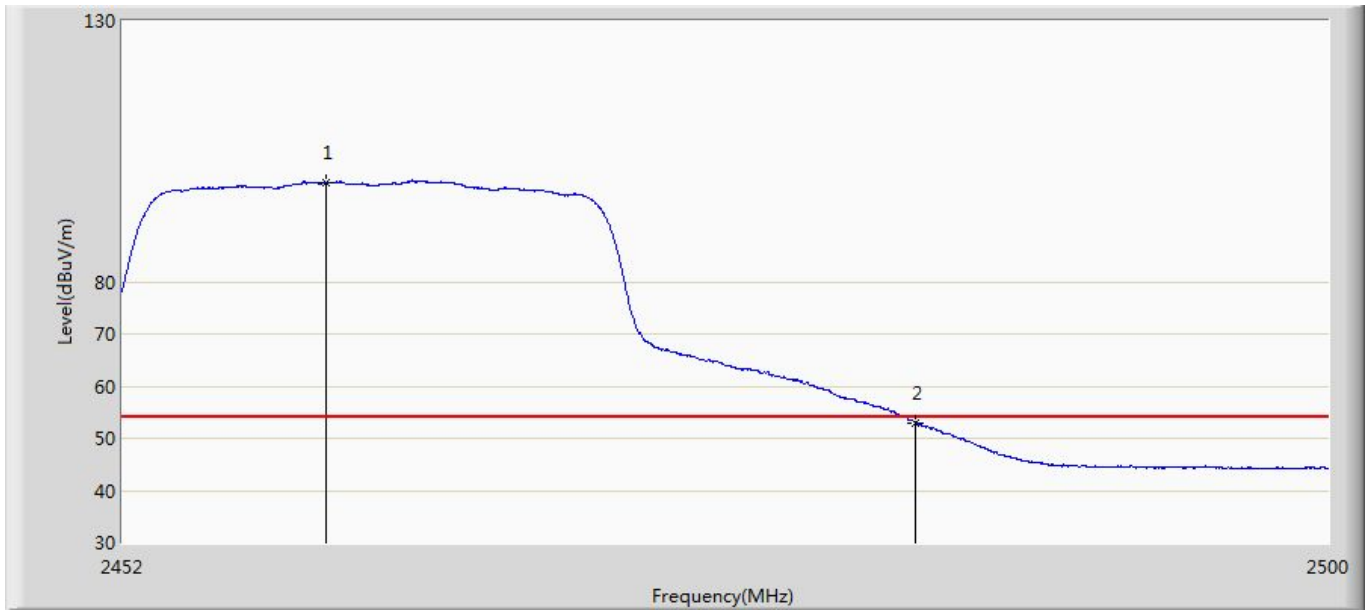
No	Mark	Frequency (MHz)	Measure Level (dBuV/m)	Reading Level (dBuV)	Over Limit (dB)	Limit (dBuV/m)	Factor (dB)	Type
1		2390.000	43.453	7.377	-10.547	54.000	36.076	AV
2	*	2409.568	89.485	53.322	N/A	N/A	36.163	AV

Site: AC5	Time: 2017/05/27 - 14:54
Limit: FCC_Part15.209_RE(3m)	Margin: 0
Probe: Horn_3117_00165315(1-18GHz)	Polarity: Vertical
EUT: Xiaomi Router 3 Pro	Power: AC 120V/60Hz
Note: Mode 3:Transmit at CH2462MHz by 11n20 ant1	



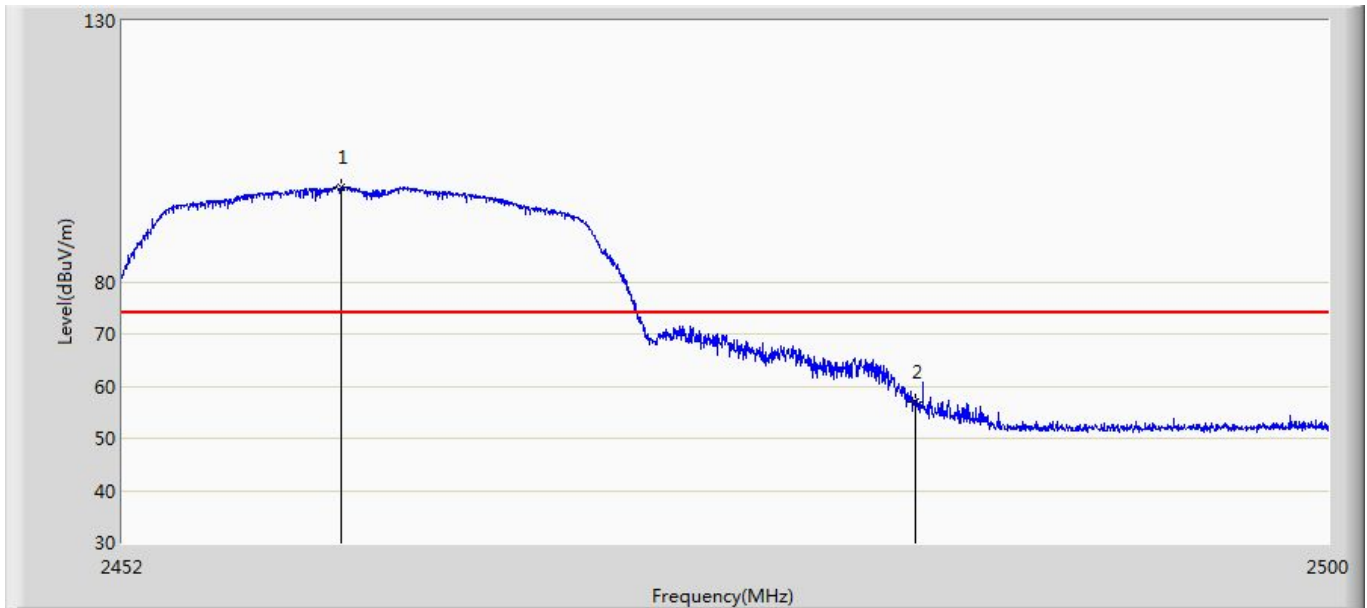
No	Mark	Frequency (MHz)	Measure Level (dBuV/m)	Reading Level (dBuV)	Over Limit (dB)	Limit (dBuV/m)	Factor (dB)	Type
1	*	2460.544	111.256	74.983	N/A	N/A	36.273	PK
2		2483.500	72.393	36.048	-1.607	74.000	36.345	PK

Site: AC5	Time: 2017/05/27 - 14:56
Limit: FCC_Part15.209_RE(3m)	Margin: 0
Probe: Horn_3117_00165315(1-18GHz)	Polarity: Vertical
EUT: Xiaomi Router 3 Pro	Power: AC 120V/60Hz
Note: Mode 3:Transmit at CH2462MHz by 11n20 ant1	



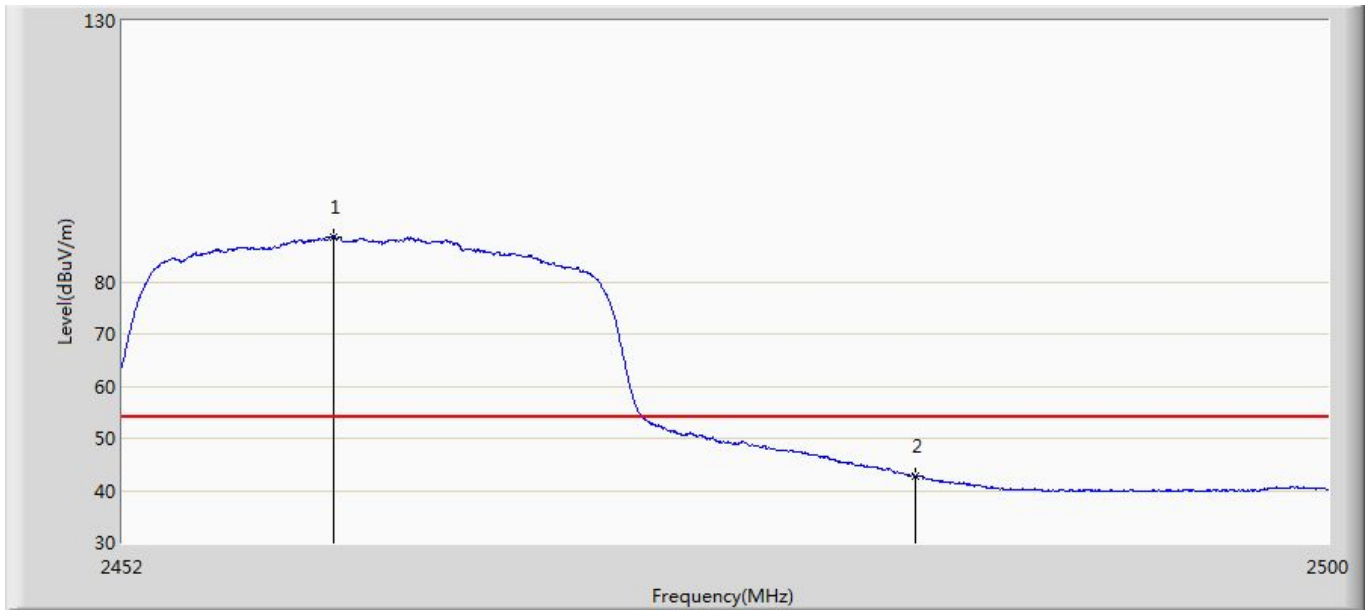
No	Mark	Frequency (MHz)	Measure Level (dBuV/m)	Reading Level (dBuV)	Over Limit (dB)	Limit (dBuV/m)	Factor (dB)	Type
1	*	2460.064	99.119	62.846	N/A	N/A	36.273	AV
2		2483.500	53.001	16.656	-0.999	54.000	36.345	AV

Site: AC5	Time: 2017/05/27 - 14:58
Limit: FCC_Part15.209_RE(3m)	Margin: 0
Probe: Horn_3117_00165315(1-18GHz)	Polarity: Horizontal
EUT: Xiaomi Router 3 Pro	Power: AC 120V/60Hz
Note: Mode 3:Transmit at CH2462MHz by 11n20 ant1	



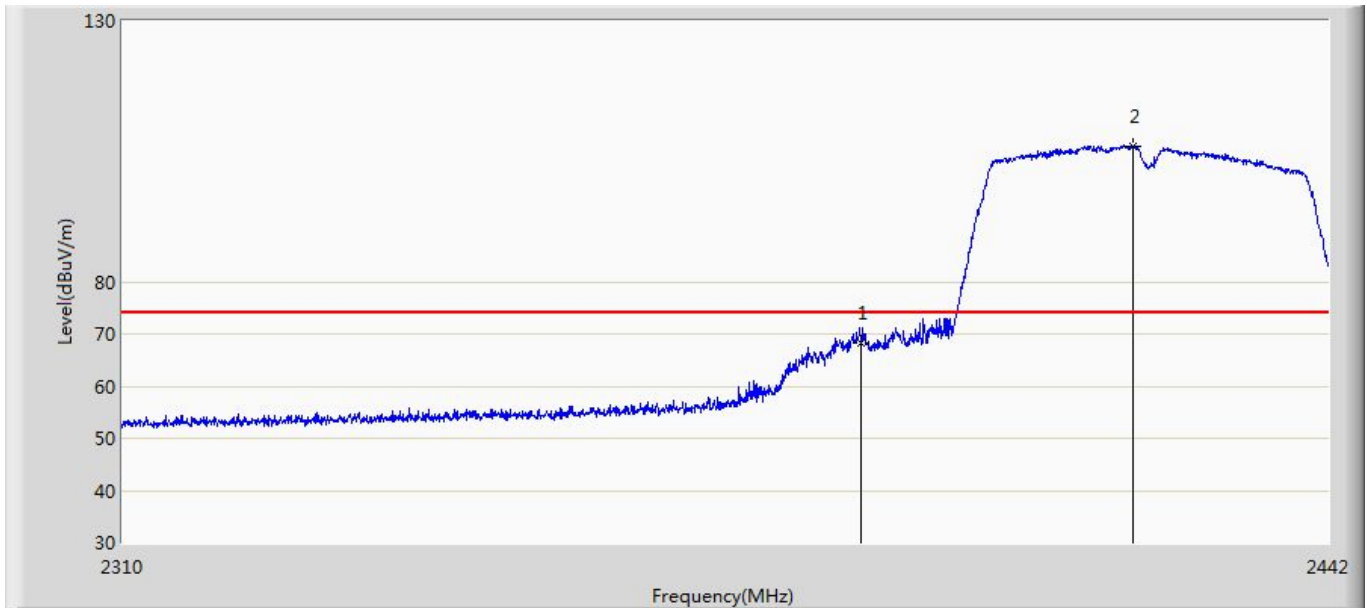
No	Mark	Frequency (MHz)	Measure Level (dBuV/m)	Reading Level (dBuV)	Over Limit (dB)	Limit (dBuV/m)	Factor (dB)	Type
1	*	2460.664	98.191	61.918	N/A	N/A	36.273	PK
2		2483.500	57.017	20.672	-16.983	74.000	36.345	PK

Site: AC5	Time: 2017/05/27 - 14:59
Limit: FCC_Part15.209_RE(3m)	Margin: 0
Probe: Horn_3117_00165315(1-18GHz)	Polarity: Horizontal
EUT: Xiaomi Router 3 Pro	Power: AC 120V/60Hz
Note: Mode 3:Transmit at CH2462MHz by 11n20 ant1	



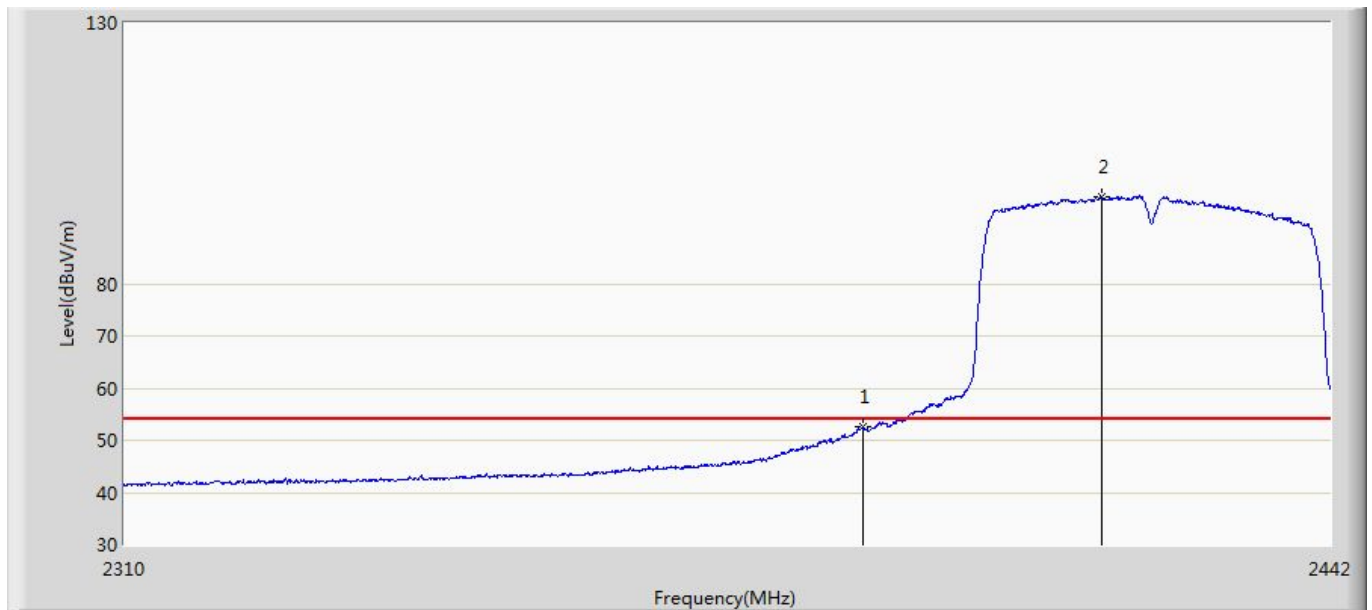
No	Mark	Frequency (MHz)	Measure Level (dBuV/m)	Reading Level (dBuV)	Over Limit (dB)	Limit (dBuV/m)	Factor (dB)	Type
1	*	2460.352	88.575	52.302	N/A	N/A	36.273	AV
2		2483.500	42.709	6.364	-11.291	54.000	36.345	AV

Site: AC5	Time: 2017/05/27 - 15:00
Limit: FCC_Part15.209_RE(3m)	Margin: 0
Probe: Horn_3117_00165315(1-18GHz)	Polarity: Vertical
EUT: Xiaomi Router 3 Pro	Power: AC 120V/60Hz
Note: Mode 4:Transmit at CH2422MHz by 11n40 ant1	



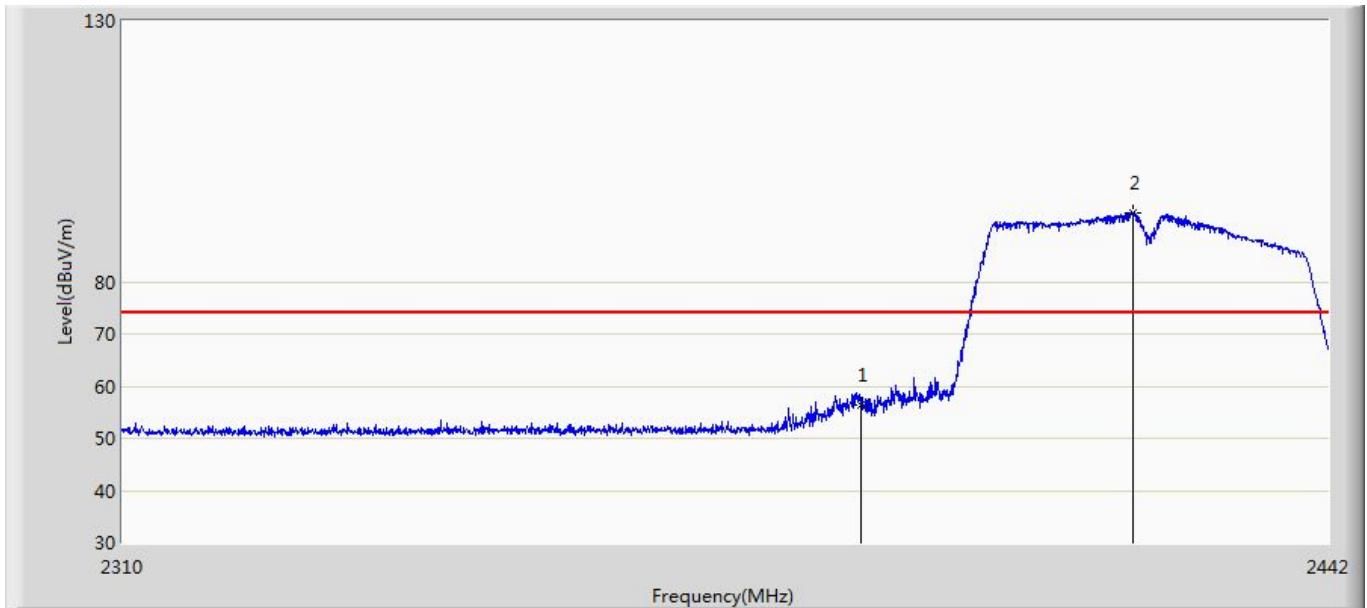
No	Mark	Frequency (MHz)	Measure Level (dBuV/m)	Reading Level (dBuV)	Over Limit (dB)	Limit (dBuV/m)	Factor (dB)	Type
1		2390.000	68.379	32.303	-5.621	74.000	36.076	PK
2	*	2420.154	106.064	69.882	N/A	N/A	36.182	PK

Site: AC5	Time: 2017/05/27 - 15:18
Limit: FCC_Part15.209_RE(3m)	Margin: 0
Probe: Horn_3117_00165315(1-18GHz)	Polarity: Vertical
EUT: Xiaomi Router 3 Pro	Power: AC 120V/60Hz
Note: Mode 4:Transmit at CH2422MHz by 11n40 ant1	



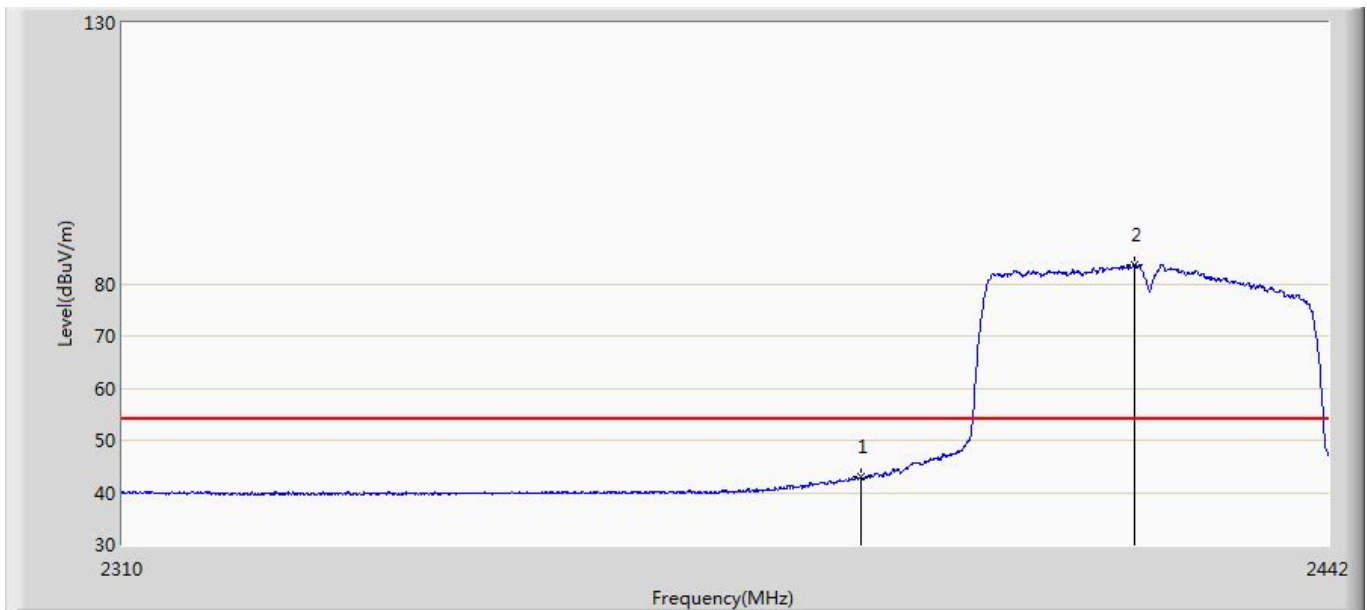
No	Mark	Frequency (MHz)	Measure Level (dBuV/m)	Reading Level (dBuV)	Over Limit (dB)	Limit (dBuV/m)	Factor (dB)	Type
1		2390.000	52.513	16.437	-1.487	54.000	36.076	AV
2	*	2416.458	96.651	60.474	N/A	N/A	36.177	AV

Site: AC5	Time: 2017/05/27 - 15:20
Limit: FCC_Part15.209_RE(3m)	Margin: 0
Probe: Horn_3117_00165315(1-18GHz)	Polarity: Horizontal
EUT: Xiaomi Router 3 Pro	Power: AC 120V/60Hz
Note: Mode 4:Transmit at CH2422MHz by 11n40 ant1	



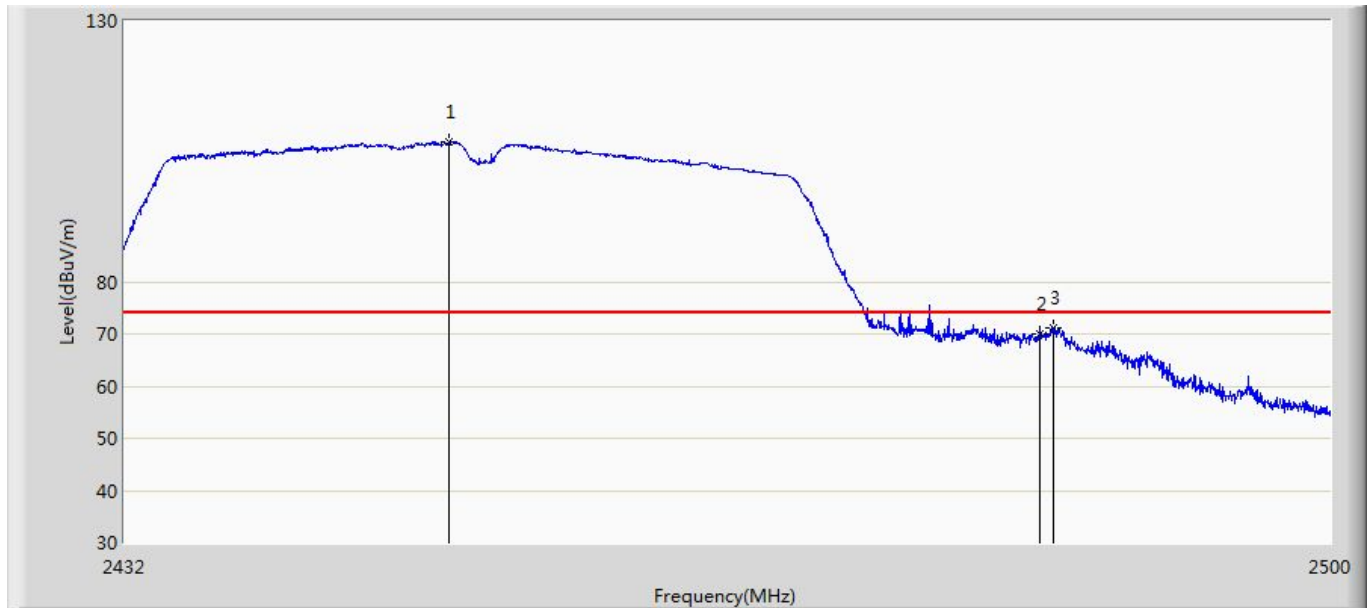
No	Mark	Frequency (MHz)	Measure Level (dBuV/m)	Reading Level (dBuV)	Over Limit (dB)	Limit (dBuV/m)	Factor (dB)	Type
1		2390.000	56.436	20.360	-17.564	74.000	36.076	PK
2	*	2420.088	93.251	57.069	N/A	N/A	36.182	PK

Site: AC5	Time: 2017/05/27 - 15:21
Limit: FCC_Part15.209_RE(3m)	Margin: 0
Probe: Horn_3117_00165315(1-18GHz)	Polarity: Horizontal
EUT: Xiaomi Router 3 Pro	Power: AC 120V/60Hz
Note: Mode 4:Transmit at CH2422MHz by 11n40 ant1	



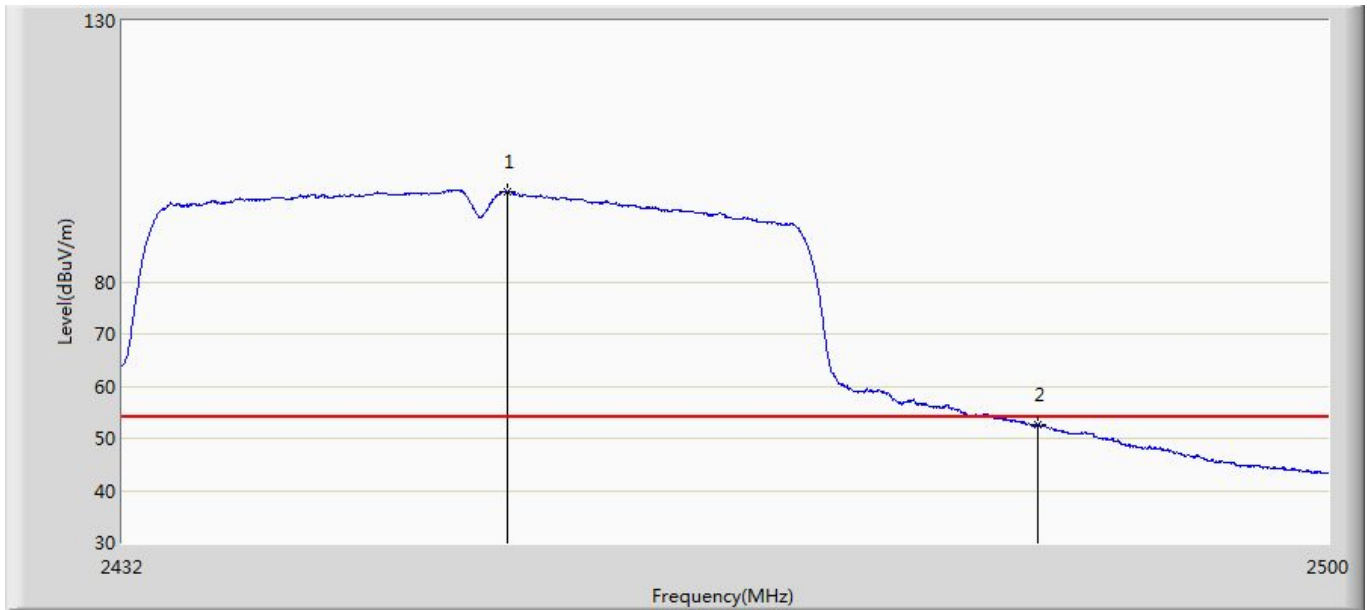
No	Mark	Frequency (MHz)	Measure Level (dBuV/m)	Reading Level (dBuV)	Over Limit (dB)	Limit (dBuV/m)	Factor (dB)	Type
1		2390.000	42.947	6.871	-11.053	54.000	36.076	AV
2	*	2420.352	83.659	47.476	N/A	N/A	36.183	AV

Site: AC5	Time: 2017/05/27 - 15:26
Limit: FCC_Part15.209_RE(3m)	Margin: 0
Probe: Horn_3117_00165315(1-18GHz)	Polarity: Vertical
EUT: Xiaomi Router 3 Pro	Power: AC 120V/60Hz
Note: Mode 4:Transmit at CH2452MHz by 11n40 ant1	



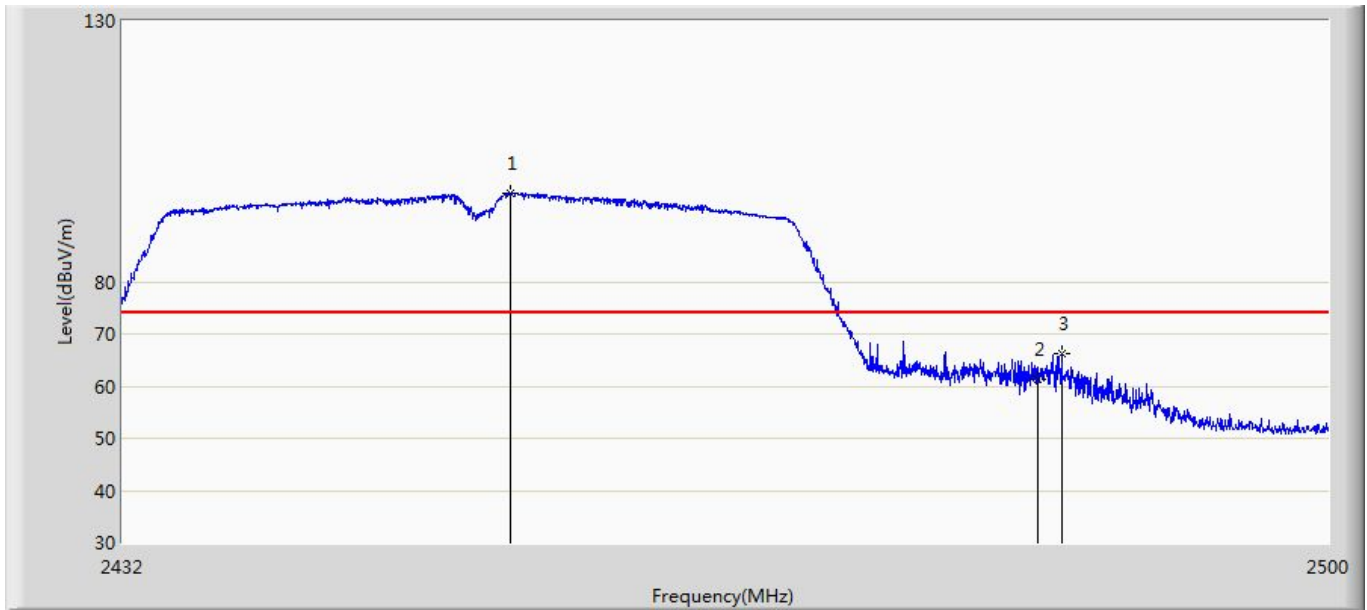
No	Mark	Frequency (MHz)	Measure Level (dBuV/m)	Reading Level (dBuV)	Over Limit (dB)	Limit (dBuV/m)	Factor (dB)	Type
1	*	2450.156	106.885	70.617	N/A	N/A	36.268	PK
2		2483.500	70.031	33.686	-3.969	74.000	36.345	PK
3		2484.258	71.168	34.820	-2.832	74.000	36.348	PK

Site: AC5	Time: 2017/05/27 - 15:29
Limit: FCC_Part15.209_RE(3m)	Margin: 0
Probe: Horn_3117_00165315(1-18GHz)	Polarity: Vertical
EUT: Xiaomi Router 3 Pro	Power: AC 120V/60Hz
Note: Mode 4:Transmit at CH2452MHz by 11n40 ant1	



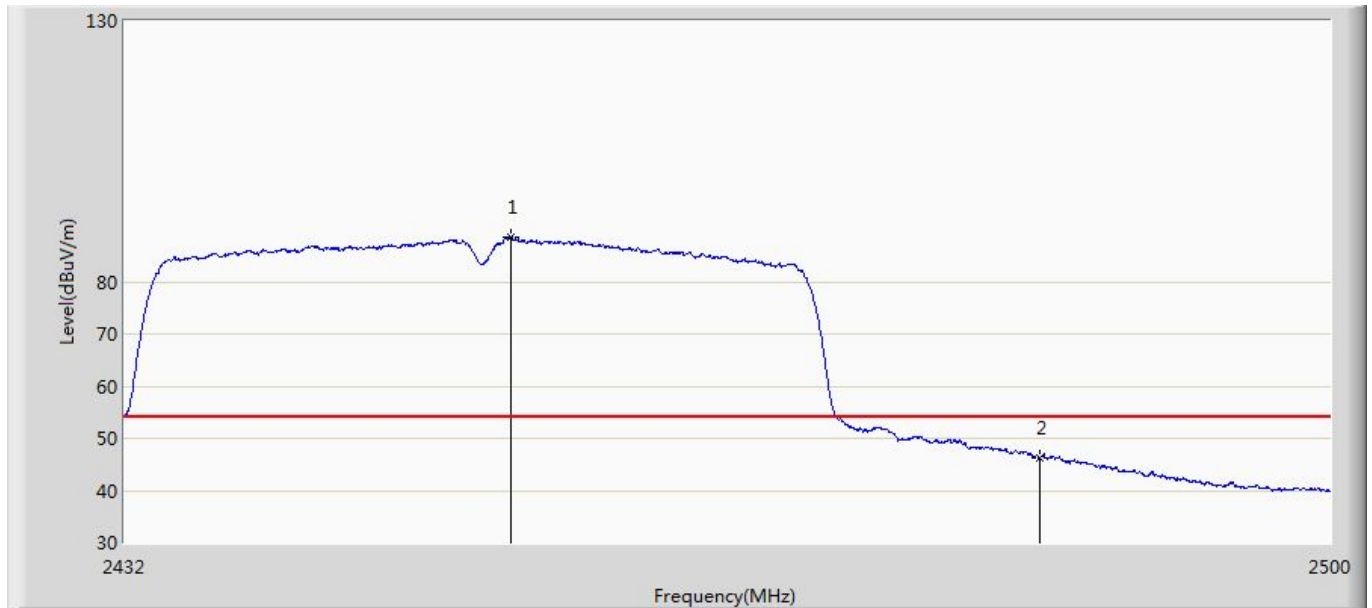
No	Mark	Frequency (MHz)	Measure Level (dBuV/m)	Reading Level (dBuV)	Over Limit (dB)	Limit (dBuV/m)	Factor (dB)	Type
1	*	2453.488	97.260	60.991	N/A	N/A	36.269	AV
2		2483.500	52.487	16.142	-1.513	54.000	36.345	AV

Site: AC5	Time: 2017/05/27 - 19:17
Limit: FCC_Part15.209_RE(3m)	Margin: 0
Probe: Horn_3117_00165315(1-18GHz)	Polarity: Horizontal
EUT: Xiaomi Router 3 Pro	Power: AC 120V/60Hz
Note: Mode 4:Transmit at CH2452MHz by 11n40 ant1	



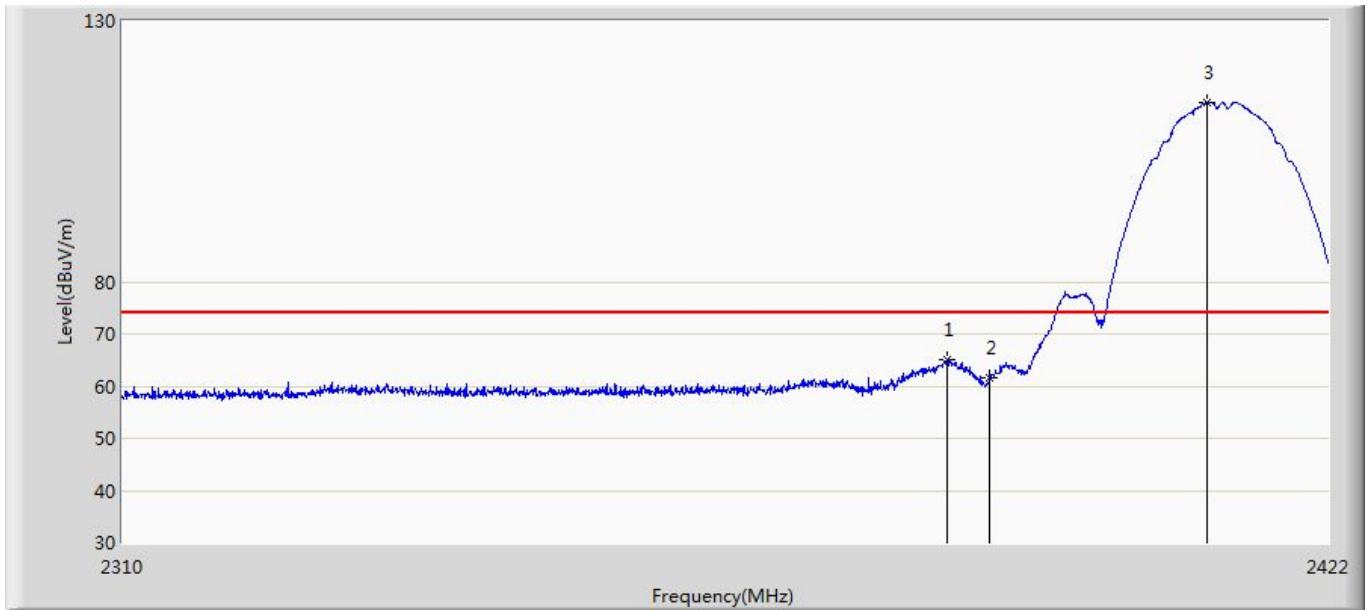
No	Mark	Frequency (MHz)	Measure Level (dBuV/m)	Reading Level (dBuV)	Over Limit (dB)	Limit (dBuV/m)	Factor (dB)	Type
1	*	2453.726	96.996	60.726	N/A	N/A	36.270	PK
2		2483.500	61.309	24.964	-12.691	74.000	36.345	PK
3		2484.802	66.180	29.830	-7.820	74.000	36.351	PK

Site: AC5	Time: 2017/05/27 - 19:19
Limit: FCC_Part15.209_RE(3m)	Margin: 0
Probe: Horn_3117_00165315(1-18GHz)	Polarity: Horizontal
EUT: Xiaomi Router 3 Pro	Power: AC 120V/60Hz
Note: Mode 1:Transmit at CH2452MHz by 11n40 ant1	



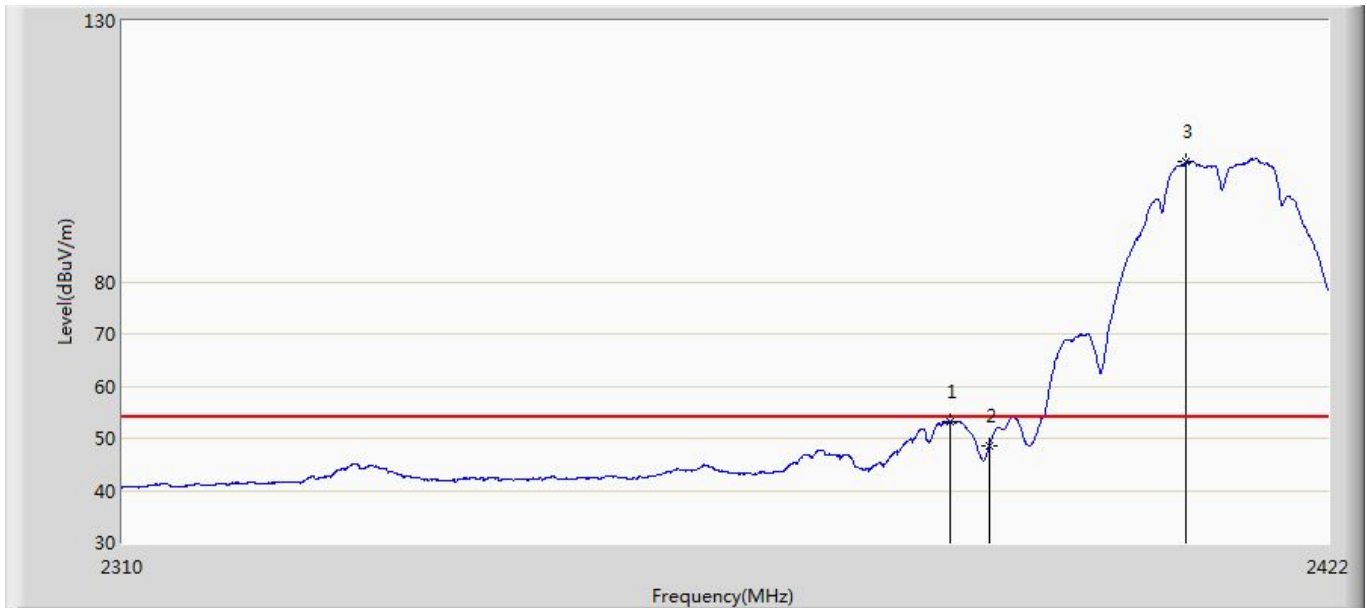
No	Mark	Frequency (MHz)	Measure Level (dBuV/m)	Reading Level (dBuV)	Over Limit (dB)	Limit (dBuV/m)	Factor (dB)	Type
1	*	2453.590	88.562	52.292	N/A	N/A	36.270	AV
2		2483.500	46.274	9.929	-7.726	54.000	36.345	AV

Site: AC5	Time: 2017/05/27 - 15:36
Limit: FCC_Part15.209_RE(3m)	Margin: 0
Probe: Horn_3117_00165315(1-18GHz)	Polarity: Vertical
EUT: Xiaomi Router 3 Pro	Power: AC 120V/60Hz
Note: Mode 1:Transmit at CH2412MHz by 11b ant2	



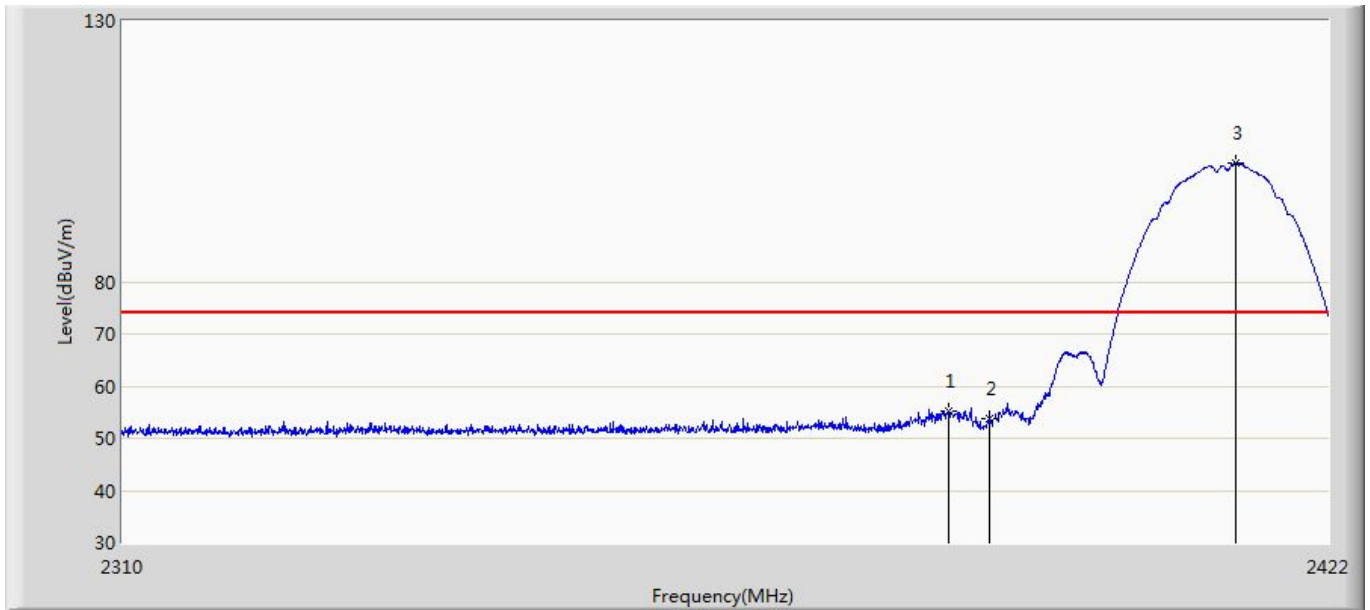
No	Mark	Frequency (MHz)	Measure Level (dBuV/m)	Reading Level (dBuV)	Over Limit (dB)	Limit (dBuV/m)	Factor (dB)	Type
1		2386.048	65.185	29.120	-8.815	74.000	36.064	PK
2		2390.000	61.504	25.428	-12.496	74.000	36.076	PK
3	*	2410.464	114.319	78.152	N/A	N/A	36.168	PK

Site: AC5	Time: 2017/05/27 - 15:38
Limit: FCC_Part15.209_RE(3m)	Margin: 0
Probe: Horn_3117_00165315(1-18GHz)	Polarity: Vertical
EUT: Xiaomi Router 3 Pro	Power: AC 120V/60Hz
Note: Mode 1:Transmit at CH2412MHz by 11b ant2	



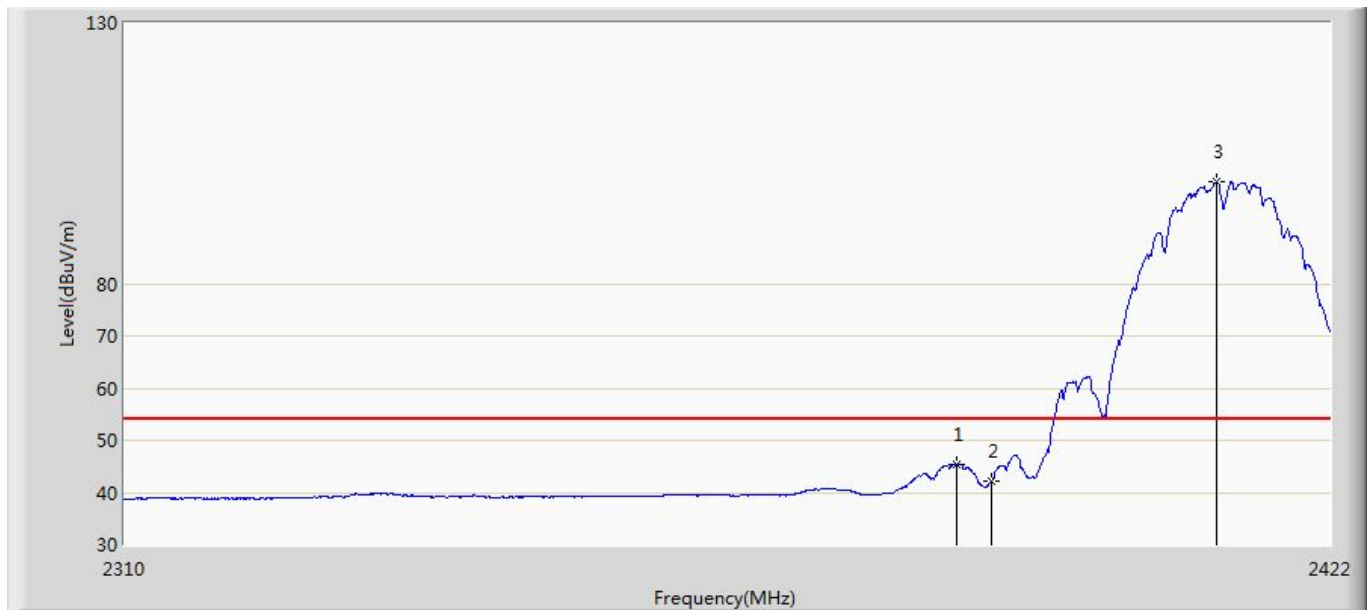
No	Mark	Frequency (MHz)	Measure Level (dBuV/m)	Reading Level (dBuV)	Over Limit (dB)	Limit (dBuV/m)	Factor (dB)	Type
1		2386.328	53.153	17.088	-0.847	54.000	36.066	AV
2		2390.000	48.413	12.337	-5.587	54.000	36.076	AV
3	*	2408.560	102.965	66.807	N/A	N/A	36.159	AV

Site: AC5	Time: 2017/05/27 - 15:42
Limit: FCC_Part15.209_RE(3m)	Margin: 0
Probe: Horn_3117_00165315(1-18GHz)	Polarity: Horizontal
EUT: Xiaomi Router 3 Pro	Power: AC 120V/60Hz
Note: Mode 1:Transmit at CH2412MHz by 11b ant2	



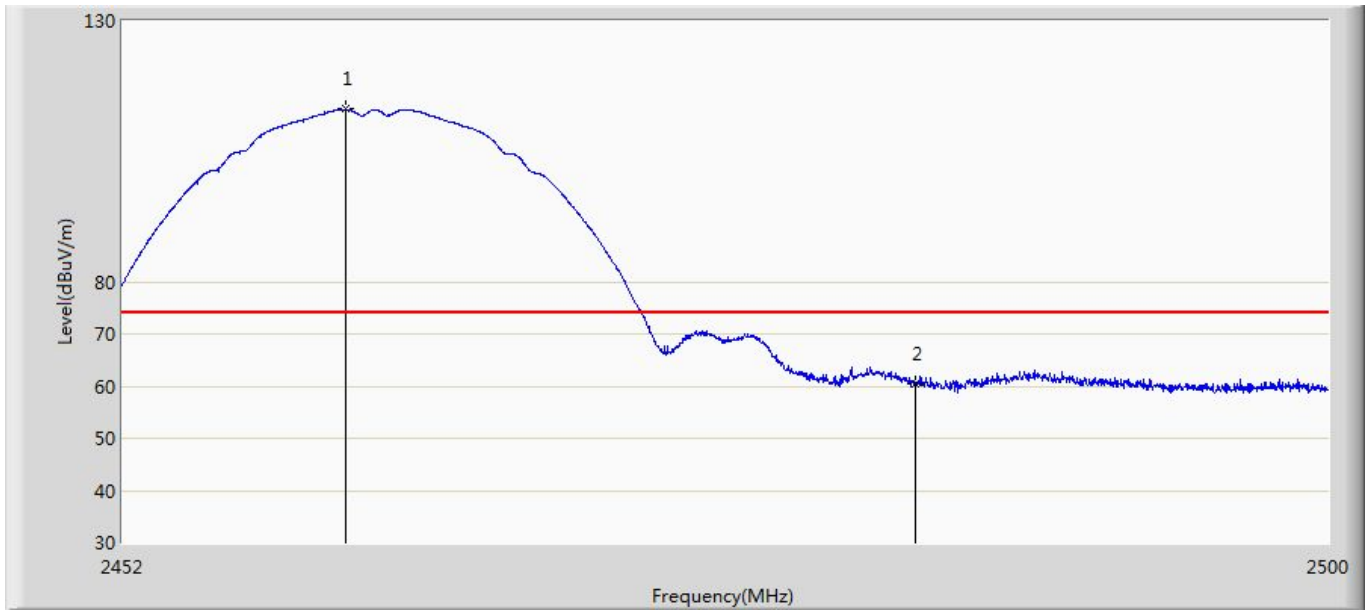
No	Mark	Frequency (MHz)	Measure Level (dBuV/m)	Reading Level (dBuV)	Over Limit (dB)	Limit (dBuV/m)	Factor (dB)	Type
1		2386.160	55.103	19.038	-18.897	74.000	36.064	PK
2		2390.000	53.648	17.572	-20.352	74.000	36.076	PK
3	*	2413.320	102.689	66.516	N/A	N/A	36.173	PK

Site: AC5	Time: 2017/05/27 - 15:43
Limit: FCC_Part15.209_RE(3m)	Margin: 0
Probe: Horn_3117_00165315(1-18GHz)	Polarity: Horizontal
EUT: Xiaomi Router 3 Pro	Power: AC 120V/60Hz
Note: Mode 1:Transmit at CH2412MHz by 11b ant2	



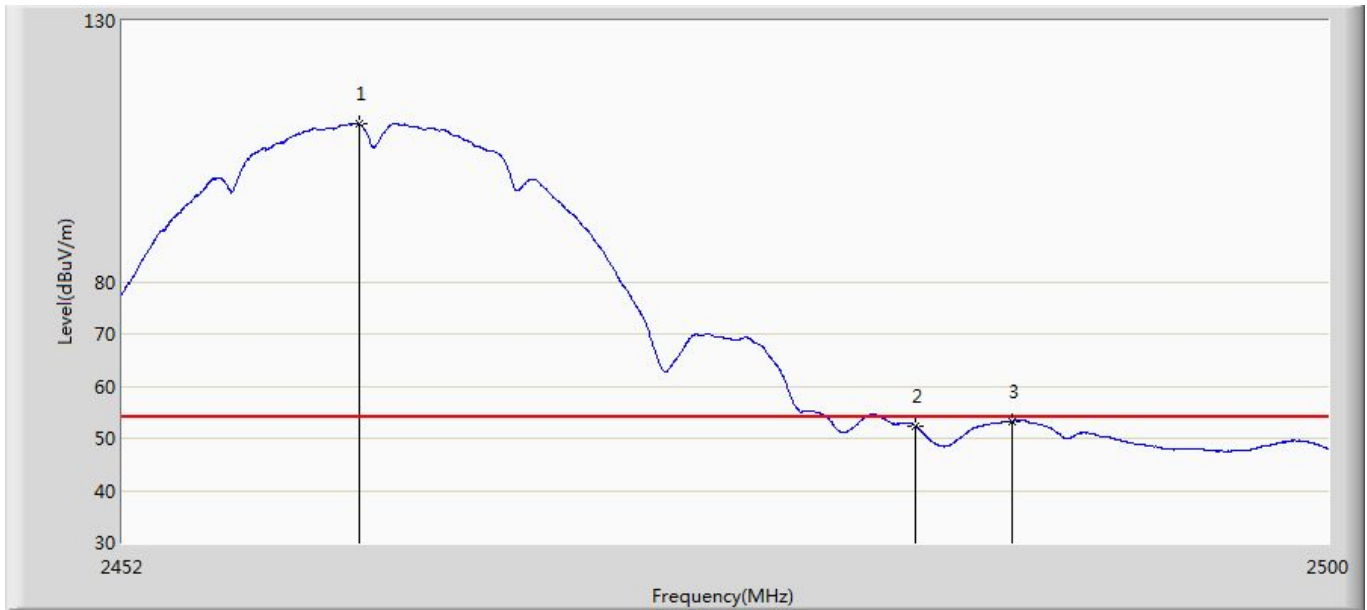
No	Mark	Frequency (MHz)	Measure Level (dBuV/m)	Reading Level (dBuV)	Over Limit (dB)	Limit (dBuV/m)	Factor (dB)	Type
1		2386.720	45.402	9.335	-8.598	54.000	36.067	AV
2		2390.000	42.049	5.973	-11.951	54.000	36.076	AV
3	*	2411.192	99.459	63.289	N/A	N/A	36.170	AV

Site: AC5	Time: 2017/05/27 - 15:45
Limit: FCC_Part15.209_RE(3m)	Margin: 0
Probe: Horn_3117_00165315(1-18GHz)	Polarity: Vertical
EUT: Xiaomi Router 3 Pro	Power: AC 120V/60Hz
Note: Mode 1:Transmit at CH2462MHz by 11b ant2	



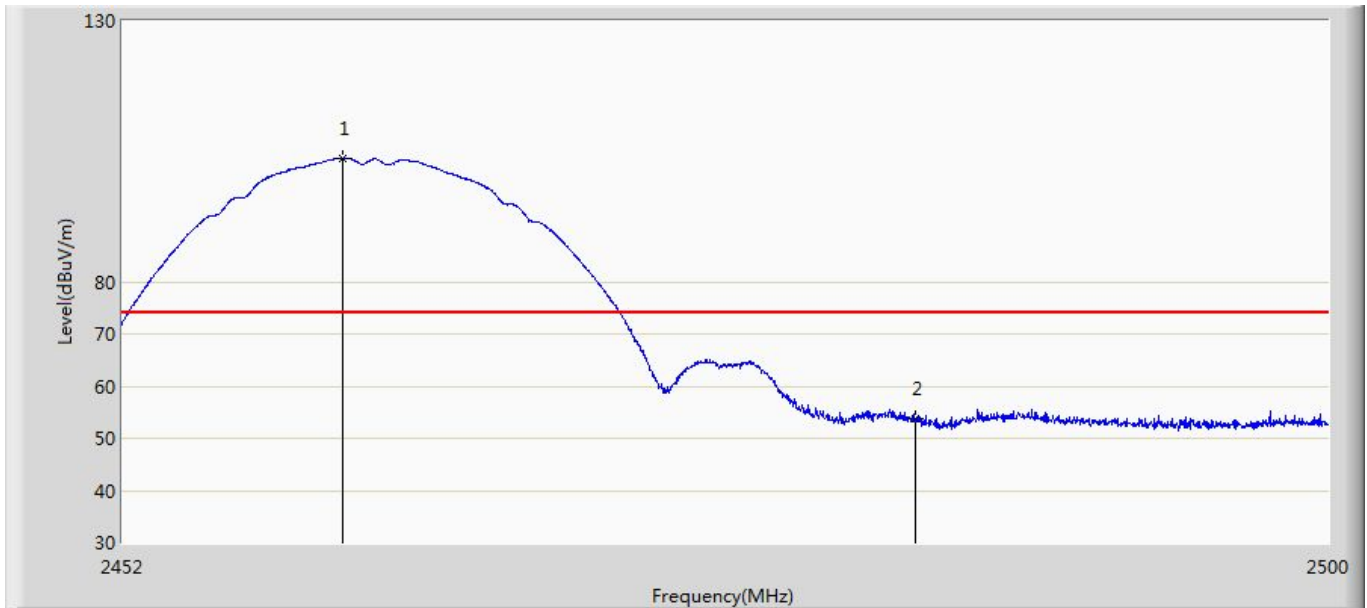
No	Mark	Frequency (MHz)	Measure Level (dBuV/m)	Reading Level (dBuV)	Over Limit (dB)	Limit (dBuV/m)	Factor (dB)	Type
1	*	2460.832	113.177	76.904	N/A	N/A	36.273	PK
2		2483.500	60.303	23.958	-13.697	74.000	36.345	PK

Site: AC5	Time: 2017/05/27 - 15:47
Limit: FCC_Part15.209_RE(3m)	Margin: 0
Probe: Horn_3117_00165315(1-18GHz)	Polarity: Vertical
EUT: Xiaomi Router 3 Pro	Power: AC 120V/60Hz
Note: Mode 1:Transmit at CH2462MHz by 11b ant2	



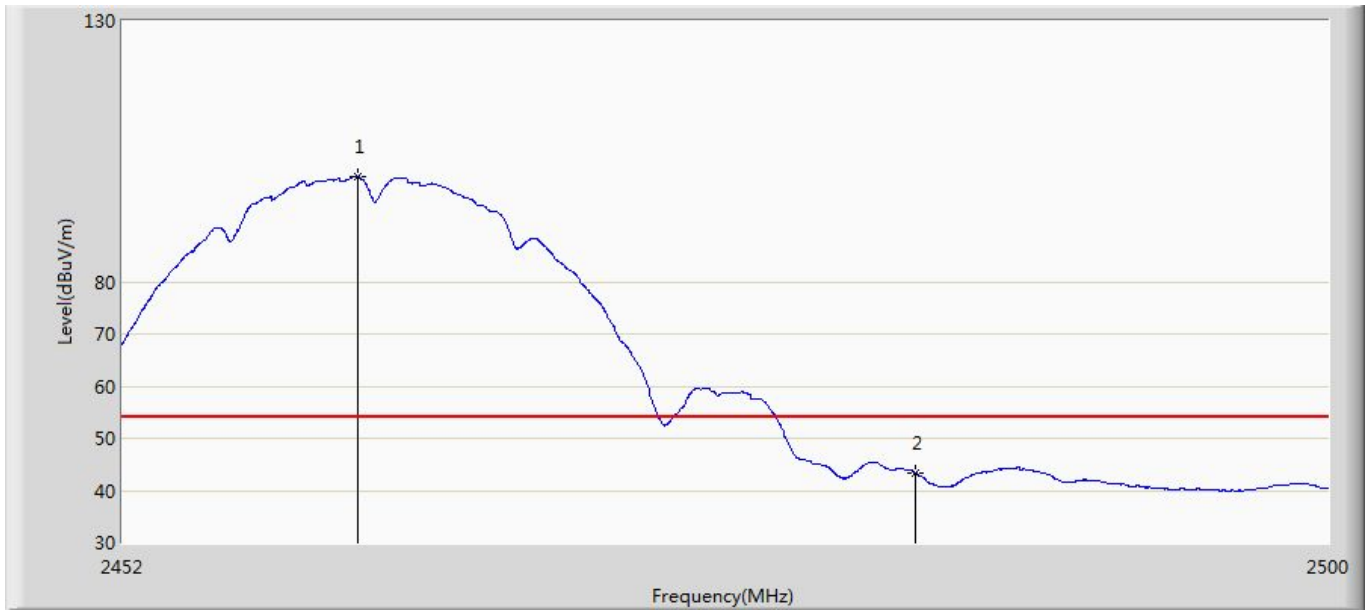
No	Mark	Frequency (MHz)	Measure Level (dBuV/m)	Reading Level (dBuV)	Over Limit (dB)	Limit (dBuV/m)	Factor (dB)	Type
1	*	2461.360	110.288	74.014	N/A	N/A	36.274	AV
2		2483.500	52.318	15.973	-1.682	54.000	36.345	AV
3		2487.328	53.285	16.925	-0.715	54.000	36.360	AV

Site: AC5	Time: 2017/05/27 - 15:57
Limit: FCC_Part15.209_RE(3m)	Margin: 0
Probe: Horn_3117_00165315(1-18GHz)	Polarity: Horizontal
EUT: Xiaomi Router 3 Pro	Power: AC 120V/60Hz
Note: Mode 1:Transmit at CH2462MHz by 11b ant2	



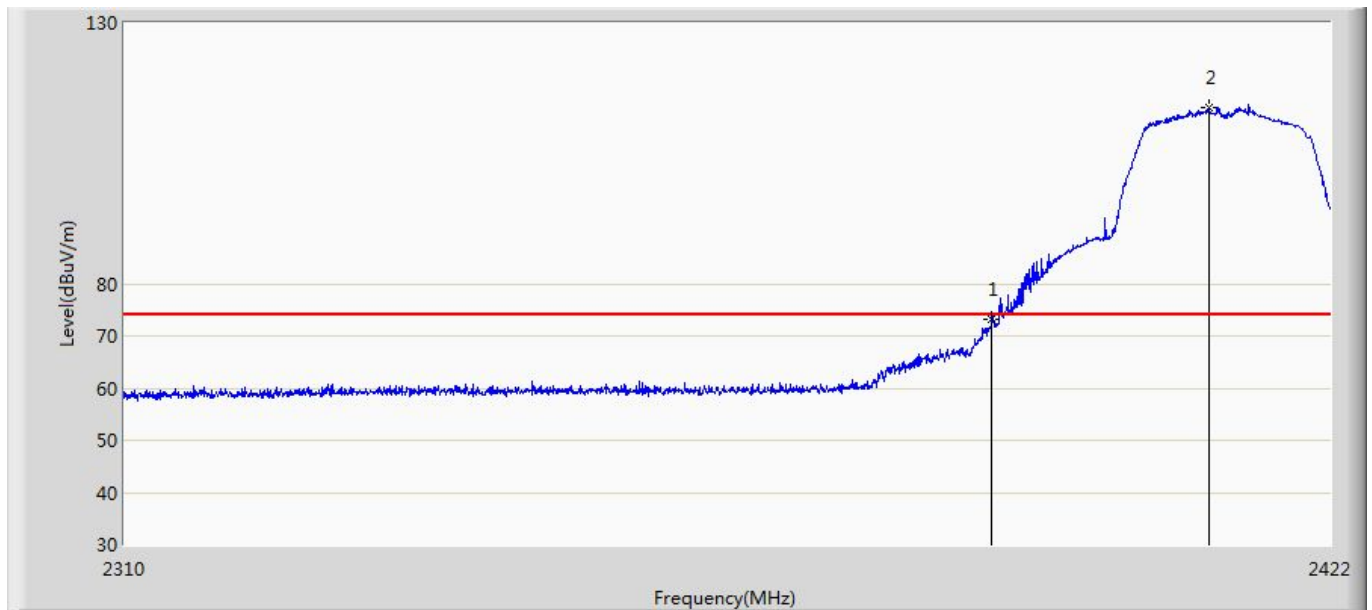
No	Mark	Frequency (MHz)	Measure Level (dBuV/m)	Reading Level (dBuV)	Over Limit (dB)	Limit (dBuV/m)	Factor (dB)	Type
1	*	2460.688	103.589	67.316	N/A	N/A	36.273	PK
2		2483.500	53.845	17.500	-20.155	74.000	36.345	PK

Site: AC5	Time: 2017/05/27 - 15:59
Limit: FCC_Part15.209_RE(3m)	Margin: 0
Probe: Horn_3117_00165315(1-18GHz)	Polarity: Horizontal
EUT: Xiaomi Router 3 Pro	Power: AC 120V/60Hz
Note: Mode 1:Transmit at CH2462MHz by 11b ant2	



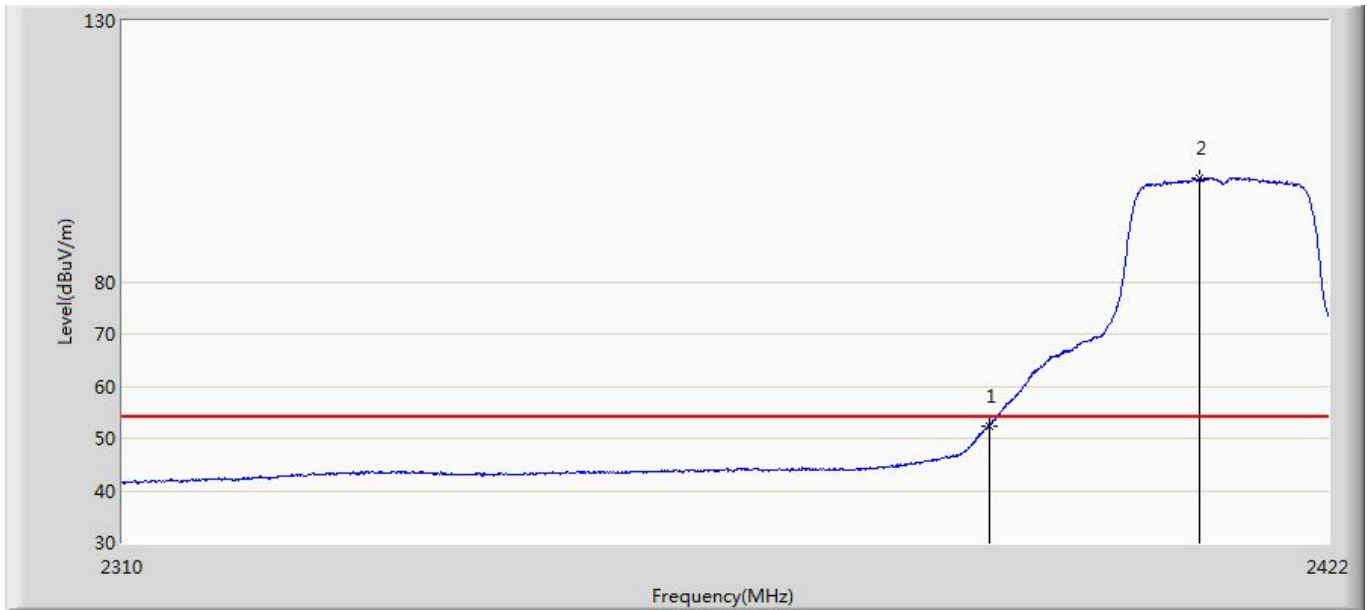
No	Mark	Frequency (MHz)	Measure Level (dBuV/m)	Reading Level (dBuV)	Over Limit (dB)	Limit (dBuV/m)	Factor (dB)	Type
1	*	2461.288	100.165	63.891	N/A	N/A	36.273	AV
2		2483.500	43.258	6.913	-10.742	54.000	36.345	AV

Site: AC5	Time: 2017/05/27 - 16:01
Limit: FCC_Part15.209_RE(3m)	Margin: 0
Probe: Horn_3117_00165315(1-18GHz)	Polarity: Vertical
EUT: Xiaomi Router 3 Pro	Power: AC 120V/60Hz
Note: Mode 2:Transmit at CH2412MHz by 11g ant2	



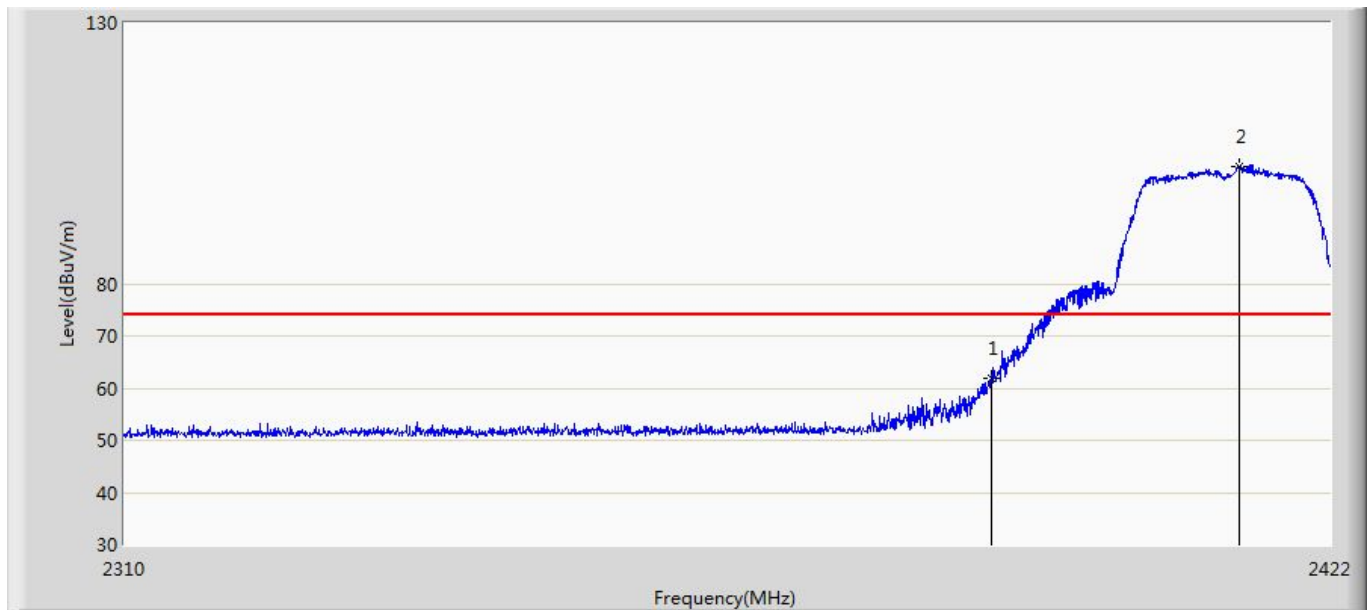
No	Mark	Frequency (MHz)	Measure Level (dBuV/m)	Reading Level (dBuV)	Over Limit (dB)	Limit (dBuV/m)	Factor (dB)	Type
1		2390.000	73.093	37.017	-0.907	74.000	36.076	PK
2	*	2410.520	113.725	77.557	N/A	N/A	36.168	PK

Site: AC5	Time: 2017/05/27 - 16:03
Limit: FCC_Part15.209_RE(3m)	Margin: 0
Probe: Horn_3117_00165315(1-18GHz)	Polarity: Vertical
EUT: Xiaomi Router 3 Pro	Power: AC 120V/60Hz
Note: Mode 2:Transmit at CH2412MHz by 11g ant2	



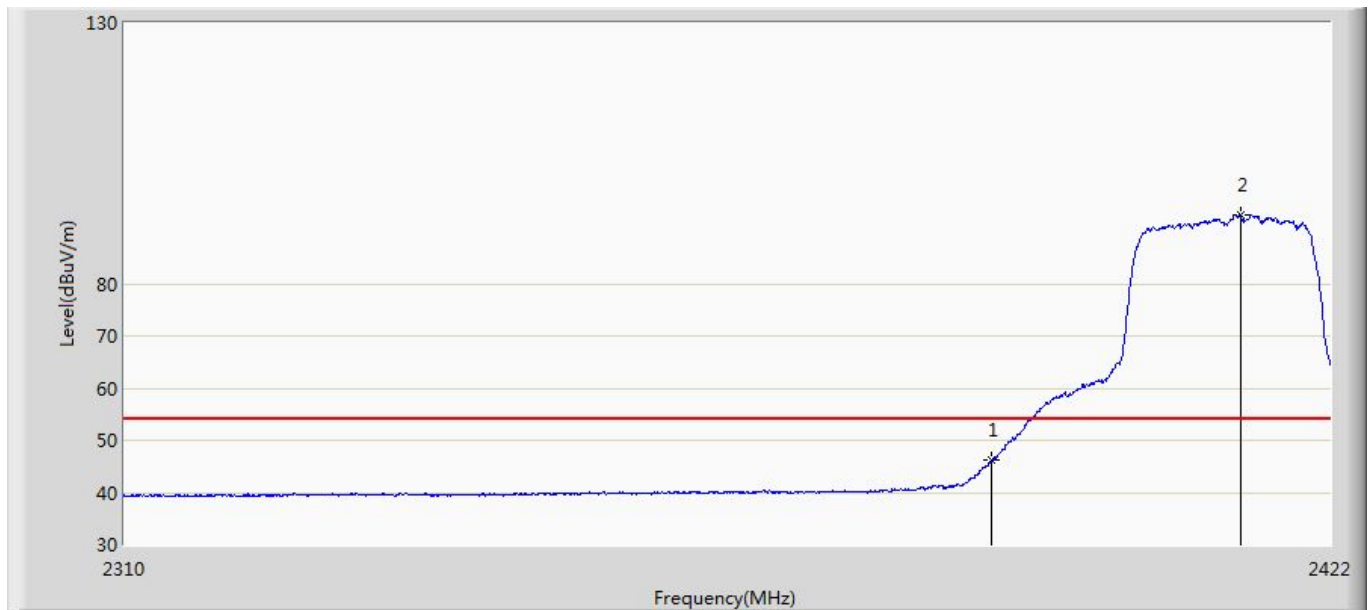
No	Mark	Frequency (MHz)	Measure Level (dBuV/m)	Reading Level (dBuV)	Over Limit (dB)	Limit (dBuV/m)	Factor (dB)	Type
1		2390.000	52.432	16.356	-1.568	54.000	36.076	AV
2	*	2409.848	99.746	63.582	N/A	N/A	36.164	AV

Site: AC5	Time: 2017/05/27 - 16:09
Limit: FCC_Part15.209_RE(3m)	Margin: 0
Probe: Horn_3117_00165315(1-18GHz)	Polarity: Horizontal
EUT: Xiaomi Router 3 Pro	Power: AC 120V/60Hz
Note: Mode 2:Transmit at CH2412MHz by 11g ant2	



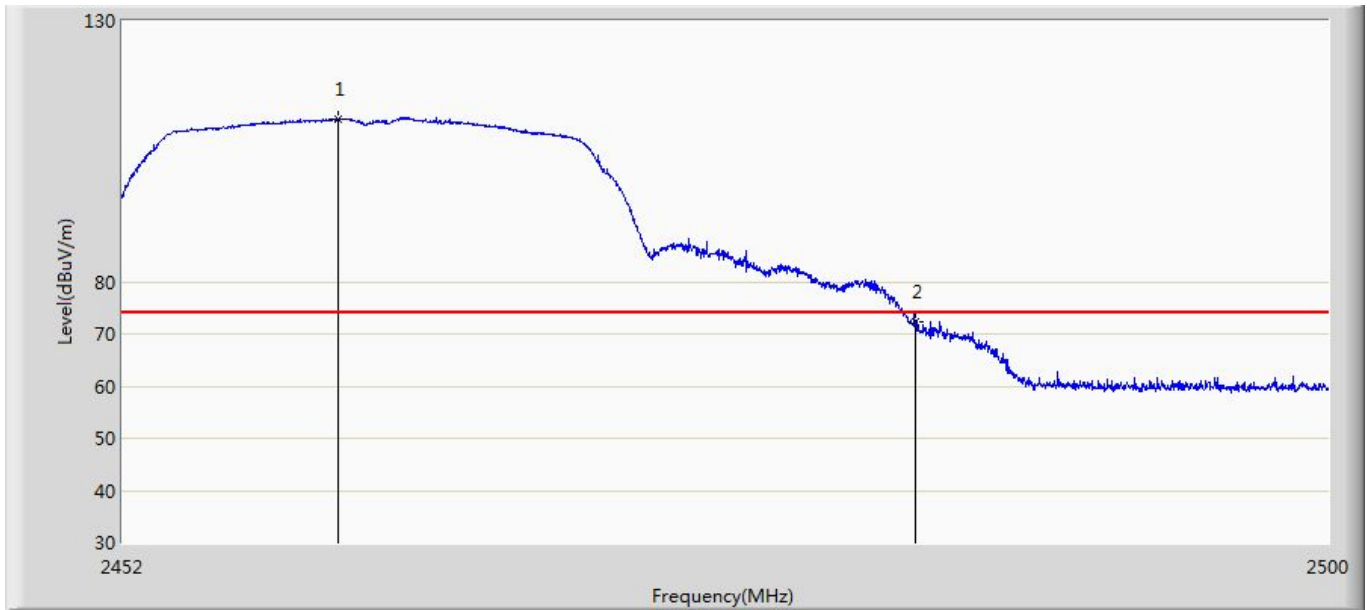
No	Mark	Frequency (MHz)	Measure Level (dBuV/m)	Reading Level (dBuV)	Over Limit (dB)	Limit (dBuV/m)	Factor (dB)	Type
1		2390.000	62.020	25.944	-11.980	74.000	36.076	PK
2	*	2413.376	102.570	66.397	N/A	N/A	36.173	PK

Site: AC5	Time: 2017/05/27 - 16:11
Limit: FCC_Part15.209_RE(3m)	Margin: 0
Probe: Horn_3117_00165315(1-18GHz)	Polarity: Horizontal
EUT: Xiaomi Router 3 Pro	Power: AC 120V/60Hz
Note: Mode 2:Transmit at CH2412MHz by 11g ant2	



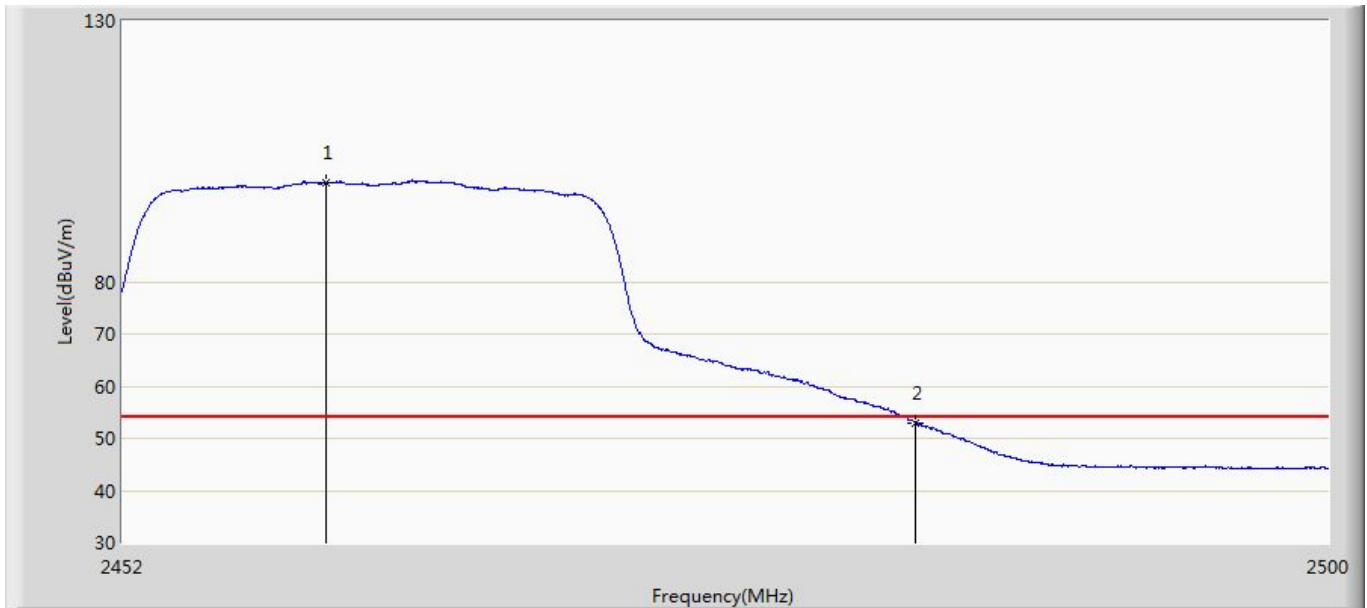
No	Mark	Frequency (MHz)	Measure Level (dBuV/m)	Reading Level (dBuV)	Over Limit (dB)	Limit (dBuV/m)	Factor (dB)	Type
1		2390.000	46.114	10.038	-7.886	54.000	36.076	AV
2	*	2413.544	93.219	57.046	N/A	N/A	36.174	AV

Site: AC5	Time: 2017/05/27 - 14:54
Limit: FCC_Part15.209_RE(3m)	Margin: 0
Probe: Horn_3117_00165315(1-18GHz)	Polarity: Vertical
EUT: Xiaomi Router 3 Pro	Power: AC 120V/60Hz
Note: Mode 2:Transmit at CH2462MHz by 11g ant2	



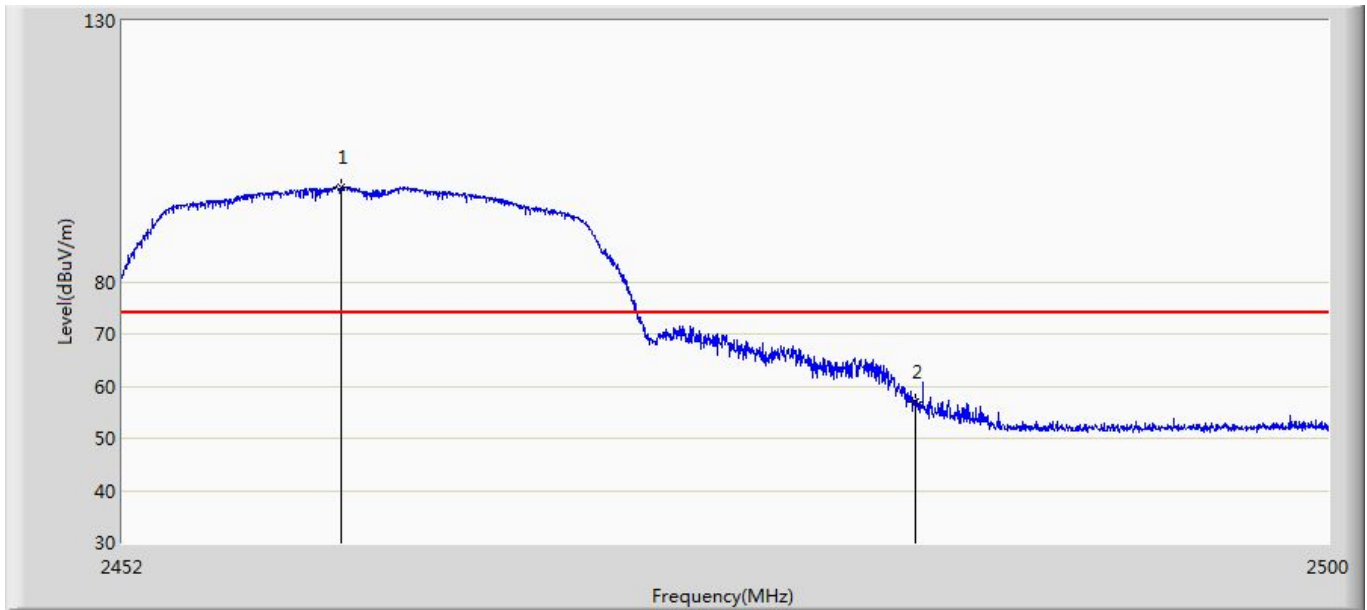
No	Mark	Frequency (MHz)	Measure Level (dBuV/m)	Reading Level (dBuV)	Over Limit (dB)	Limit (dBuV/m)	Factor (dB)	Type
1	*	2460.544	111.256	74.983	N/A	N/A	36.273	PK
2		2483.500	72.393	36.048	-1.607	74.000	36.345	PK

Site: AC5	Time: 2017/05/27 - 14:56
Limit: FCC_Part15.209_RE(3m)	Margin: 0
Probe: Horn_3117_00165315(1-18GHz)	Polarity: Vertical
EUT: Xiaomi Router 3 Pro	Power: AC 120V/60Hz
Note: Mode 2:Transmit at CH2462MHz by 11g ant2	



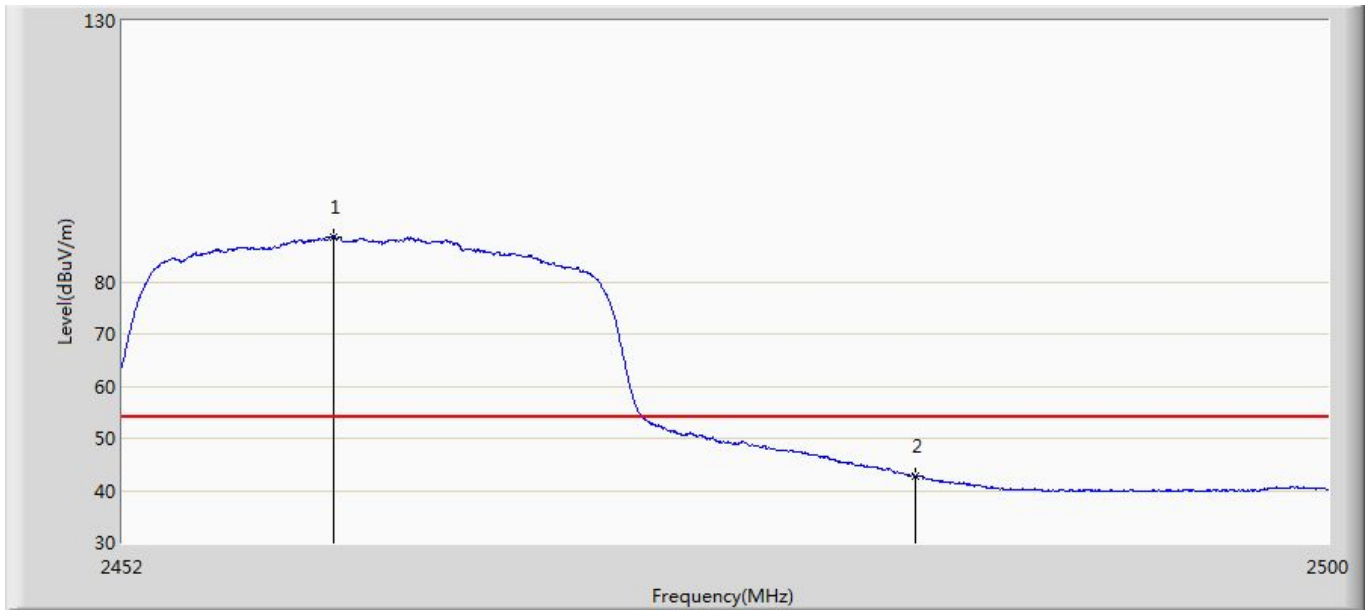
No	Mark	Frequency (MHz)	Measure Level (dBuV/m)	Reading Level (dBuV)	Over Limit (dB)	Limit (dBuV/m)	Factor (dB)	Type
1	*	2460.064	99.119	62.846	N/A	N/A	36.273	AV
2		2483.500	53.001	16.656	-0.999	54.000	36.345	AV

Site: AC5	Time: 2017/05/27 - 14:58
Limit: FCC_Part15.209_RE(3m)	Margin: 0
Probe: Horn_3117_00165315(1-18GHz)	Polarity: Horizontal
EUT: Xiaomi Router 3 Pro	Power: AC 120V/60Hz
Note: Mode 2:Transmit at CH2462MHz by 11g ant2	



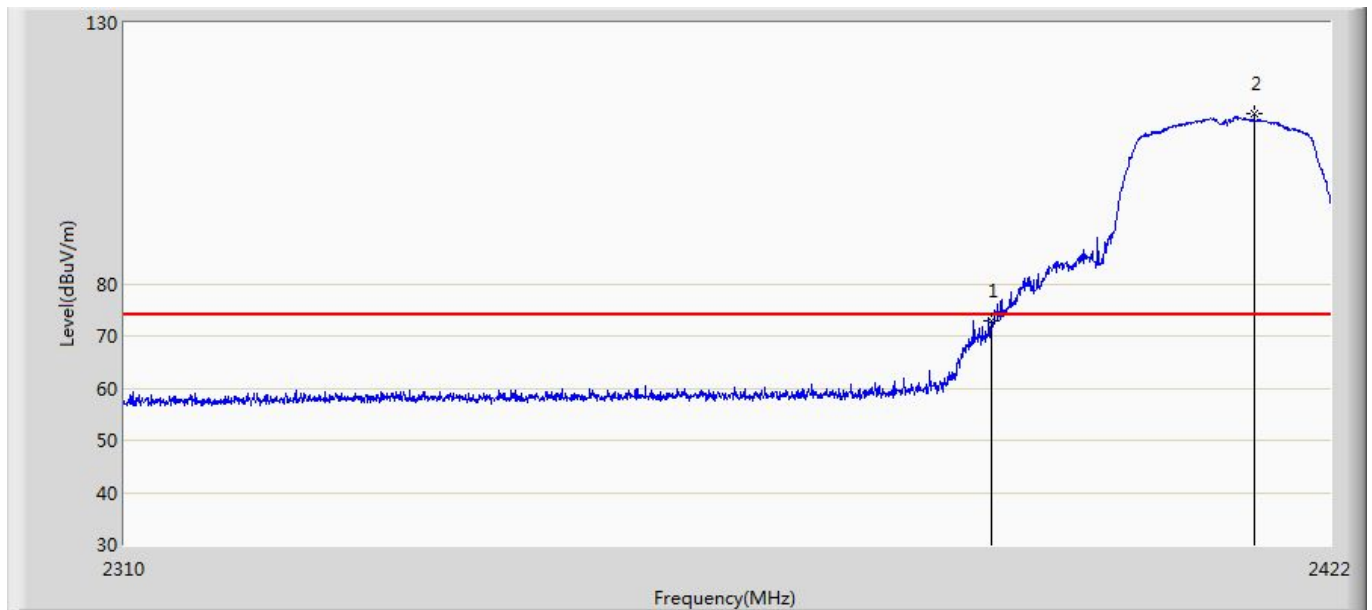
No	Mark	Frequency (MHz)	Measure Level (dBuV/m)	Reading Level (dBuV)	Over Limit (dB)	Limit (dBuV/m)	Factor (dB)	Type
1	*	2460.664	98.191	61.918	N/A	N/A	36.273	PK
2		2483.500	57.017	20.672	-16.983	74.000	36.345	PK

Site: AC5	Time: 2017/05/27 - 14:59
Limit: FCC_Part15.209_RE(3m)	Margin: 0
Probe: Horn_3117_00165315(1-18GHz)	Polarity: Horizontal
EUT: Xiaomi Router 3 Pro	Power: AC 120V/60Hz
Note: Mode 2:Transmit at CH2462MHz by 11g ant2	



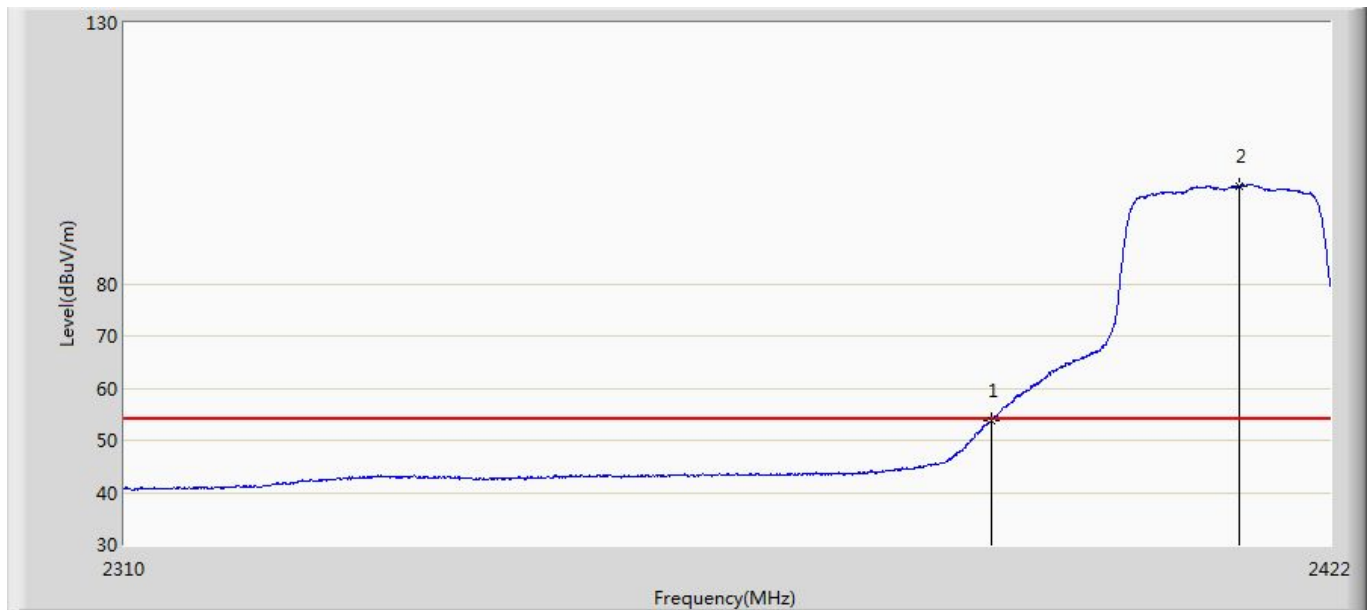
No	Mark	Frequency (MHz)	Measure Level (dBuV/m)	Reading Level (dBuV)	Over Limit (dB)	Limit (dBuV/m)	Factor (dB)	Type
1	*	2460.352	88.575	52.302	N/A	N/A	36.273	AV
2		2483.500	42.709	6.364	-11.291	54.000	36.345	AV

Site: AC5	Time: 2017/05/27 - 18:47
Limit: FCC_Part15.209_RE(3m)	Margin: 0
Probe: Horn_3117_00165315(1-18GHz)	Polarity: Vertical
EUT: Xiaomi Router 3 Pro	Power: AC 120V/60Hz
Note: Mode 3:Transmit at CH2412MHz by 11n20 ant2	



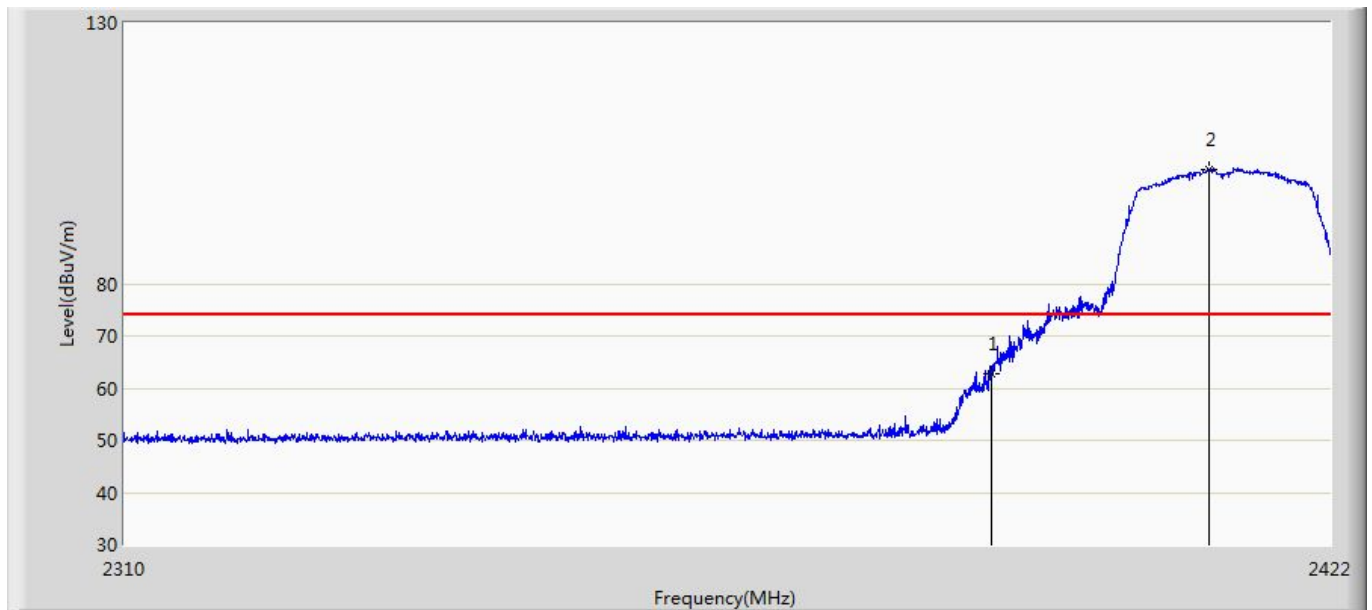
No	Mark	Frequency (MHz)	Measure Level (dBuV/m)	Reading Level (dBuV)	Over Limit (dB)	Limit (dBuV/m)	Factor (dB)	Type
1		2390.000	72.790	36.714	-1.210	74.000	36.076	PK
2	*	2414.832	112.505	76.330	N/A	N/A	36.176	PK

Site: AC5	Time: 2017/05/27 - 18:50
Limit: FCC_Part15.209_RE(3m)	Margin: 0
Probe: Horn_3117_00165315(1-18GHz)	Polarity: Vertical
EUT: Xiaomi Router 3 Pro	Power: AC 120V/60Hz
Note: Mode 3:Transmit at CH2412MHz by 11n20 ant2	



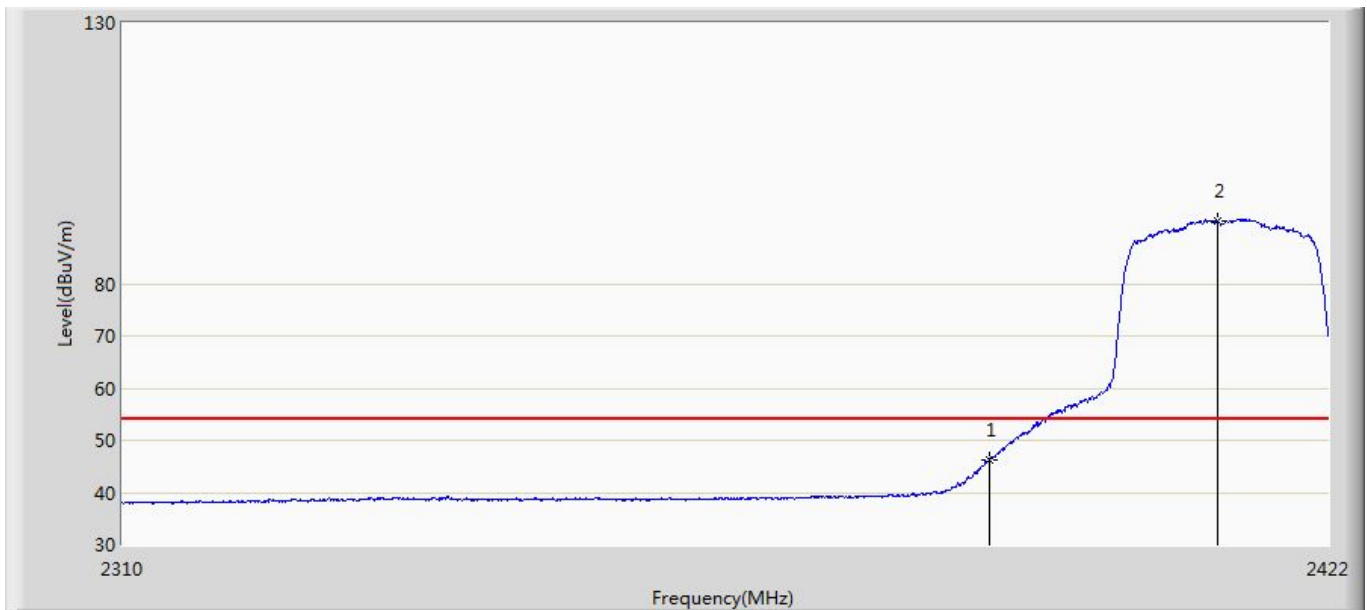
No	Mark	Frequency (MHz)	Measure Level (dBuV/m)	Reading Level (dBuV)	Over Limit (dB)	Limit (dBuV/m)	Factor (dB)	Type
1		2390.000	53.765	17.689	-0.235	54.000	36.076	AV
2	*	2413.376	98.808	62.635	N/A	N/A	36.173	AV

Site: AC5	Time: 2017/05/27 - 18:52
Limit: FCC_Part15.209_RE(3m)	Margin: 0
Probe: Horn_3117_00165315(1-18GHz)	Polarity: Horizontal
EUT: Xiaomi Router 3 Pro	Power: AC 120V/60Hz
Note: Mode 3:Transmit at CH2412MHz by 11n20 ant2	



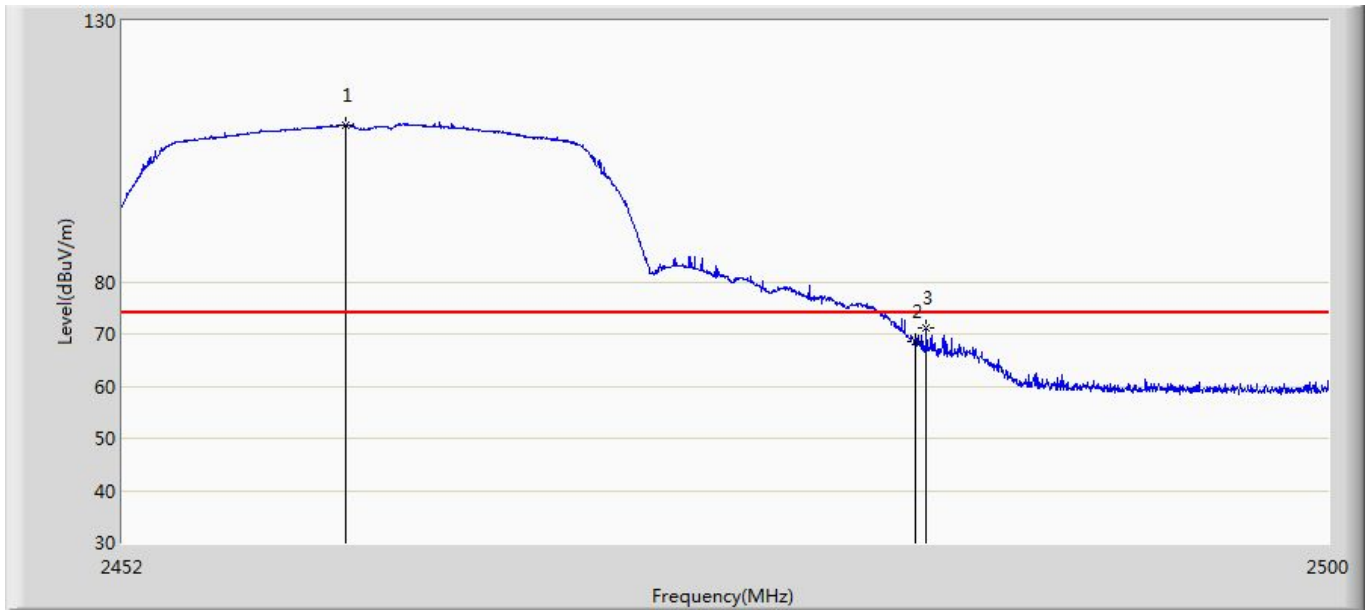
No	Mark	Frequency (MHz)	Measure Level (dBuV/m)	Reading Level (dBuV)	Over Limit (dB)	Limit (dBuV/m)	Factor (dB)	Type
1		2390.000	62.882	26.806	-11.118	74.000	36.076	PK
2	*	2410.576	101.904	65.736	N/A	N/A	36.168	PK

Site: AC5	Time: 2017/05/27 - 18:54
Limit: FCC_Part15.209_RE(3m)	Margin: 0
Probe: Horn_3117_00165315(1-18GHz)	Polarity: Horizontal
EUT: Xiaomi Router 3 Pro	Power: AC 120V/60Hz
Note: Mode 3:Transmit at CH2412MHz by 11n20 ant2	



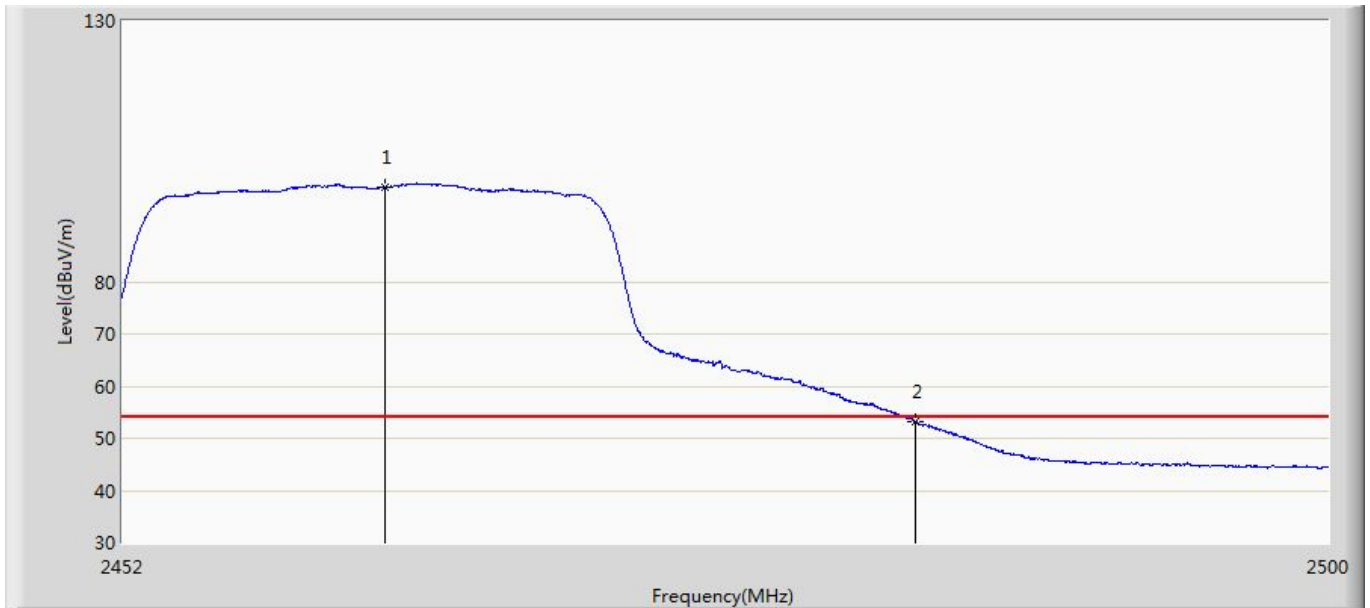
No	Mark	Frequency (MHz)	Measure Level (dBuV/m)	Reading Level (dBuV)	Over Limit (dB)	Limit (dBuV/m)	Factor (dB)	Type
1		2390.000	46.235	10.159	-7.765	54.000	36.076	AV
2	*	2411.528	92.000	55.829	N/A	N/A	36.171	AV

Site: AC5	Time: 2017/05/27 - 18:55
Limit: FCC_Part15.209_RE(3m)	Margin: 0
Probe: Horn_3117_00165315(1-18GHz)	Polarity: Vertical
EUT: Xiaomi Router 3 Pro	Power: AC 120V/60Hz
Note: Mode 3:Transmit at CH2462MHz by 11n20 ant2	



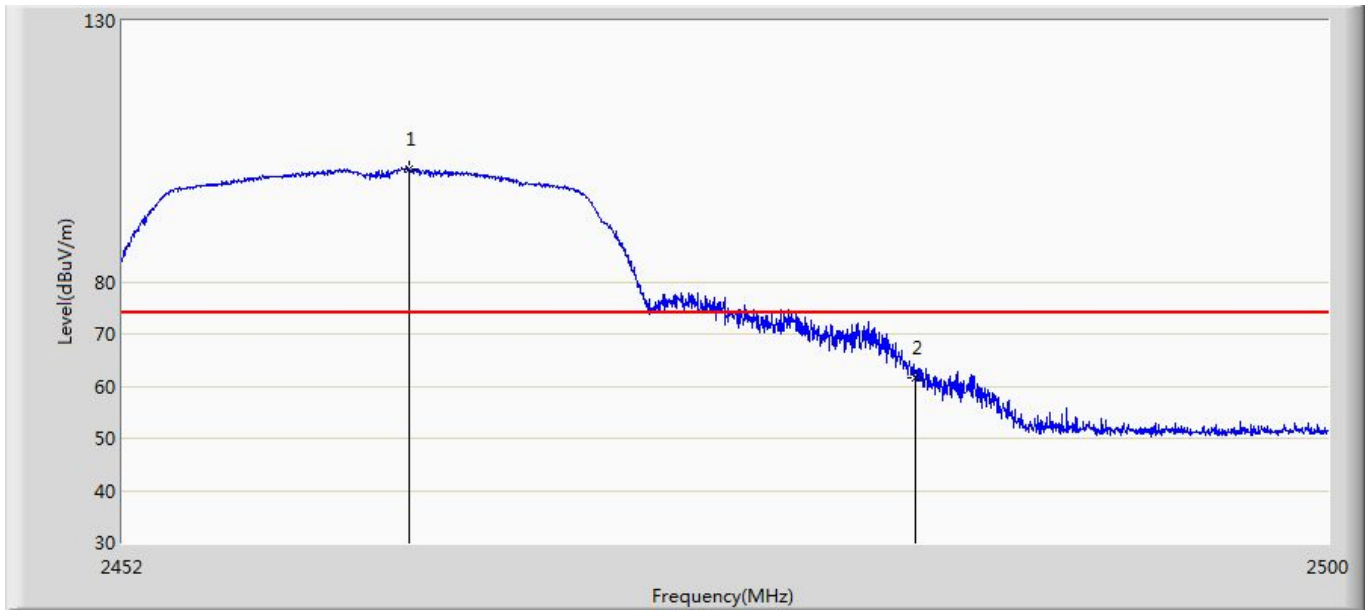
No	Mark	Frequency (MHz)	Measure Level (dBuV/m)	Reading Level (dBuV)	Over Limit (dB)	Limit (dBuV/m)	Factor (dB)	Type
1	*	2460.856	110.020	73.747	N/A	N/A	36.274	PK
2		2483.500	68.457	32.112	-5.543	74.000	36.345	PK
3		2483.920	71.162	34.815	-2.838	74.000	36.347	PK

Site: AC5	Time: 2017/05/27 - 18:57
Limit: FCC_Part15.209_RE(3m)	Margin: 0
Probe: Horn_3117_00165315(1-18GHz)	Polarity: Vertical
EUT: Xiaomi Router 3 Pro	Power: AC 120V/60Hz
Note: Mode 3:Transmit at CH2462MHz by 11n20 ant2	



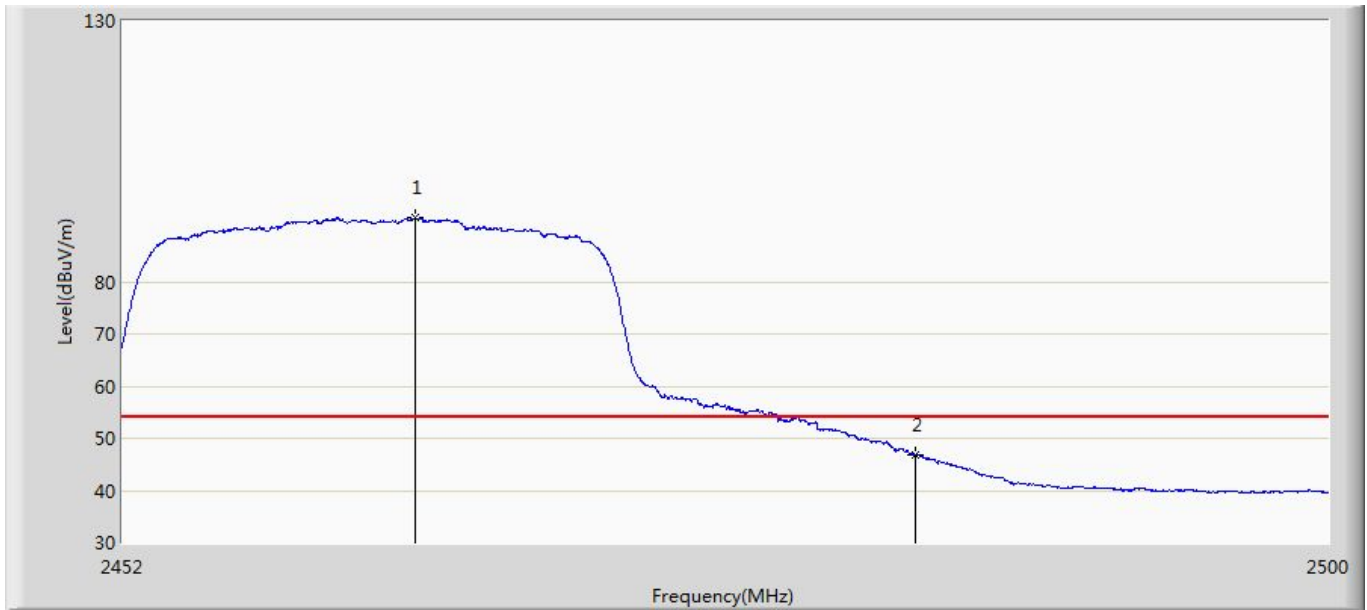
No	Mark	Frequency (MHz)	Measure Level (dBuV/m)	Reading Level (dBuV)	Over Limit (dB)	Limit (dBuV/m)	Factor (dB)	Type
1	*	2462.368	98.169	61.894	N/A	N/A	36.275	AV
2		2483.500	53.176	16.831	-0.824	54.000	36.345	AV

Site: AC5	Time: 2017/05/27 - 19:01
Limit: FCC_Part15.209_RE(3m)	Margin: 0
Probe: Horn_3117_00165315(1-18GHz)	Polarity: Horizontal
EUT: Xiaomi Router 3 Pro	Power: AC 120V/60Hz
Note: Mode 3:Transmit at CH2462MHz by 11n20 ant2	



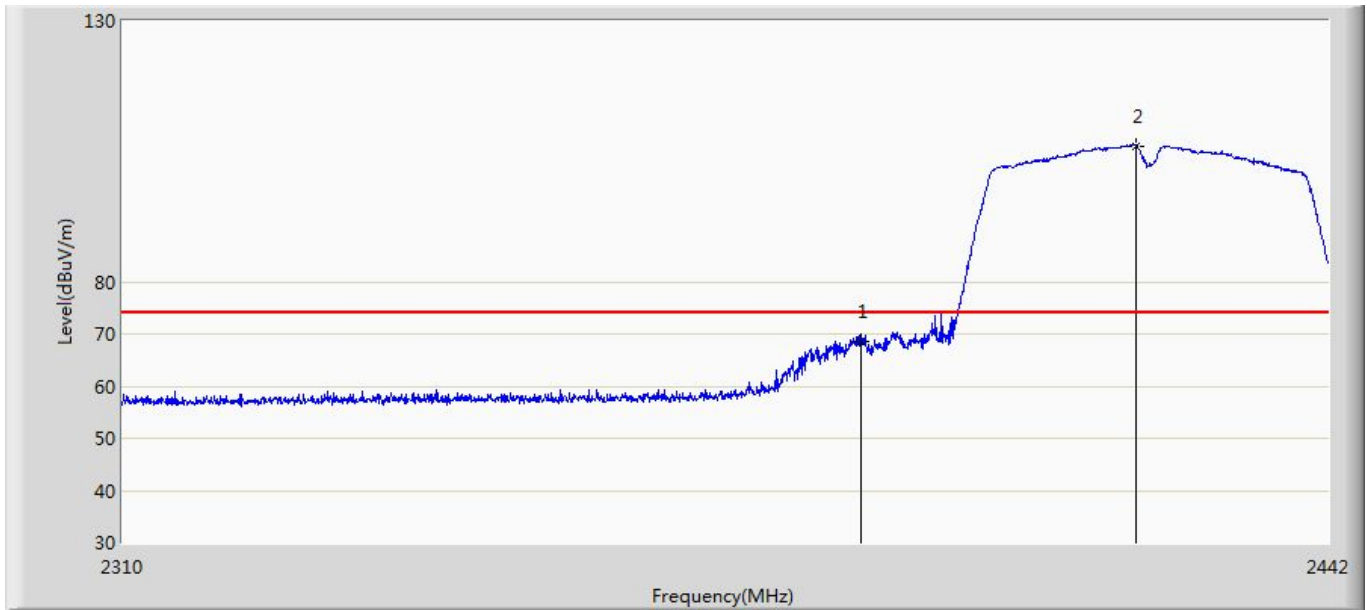
No	Mark	Frequency (MHz)	Measure Level (dBuV/m)	Reading Level (dBuV)	Over Limit (dB)	Limit (dBuV/m)	Factor (dB)	Type
1	*	2463.352	101.685	65.407	N/A	N/A	36.278	PK
2		2483.500	61.720	25.375	-12.280	74.000	36.345	PK

Site: AC5	Time: 2017/05/27 - 19:03
Limit: FCC_Part15.209_RE(3m)	Margin: 0
Probe: Horn_3117_00165315(1-18GHz)	Polarity: Horizontal
EUT: Xiaomi Router 3 Pro	Power: AC 120V/60Hz
Note: Mode 3:Transmit at CH2462MHz by 11n20 ant2	



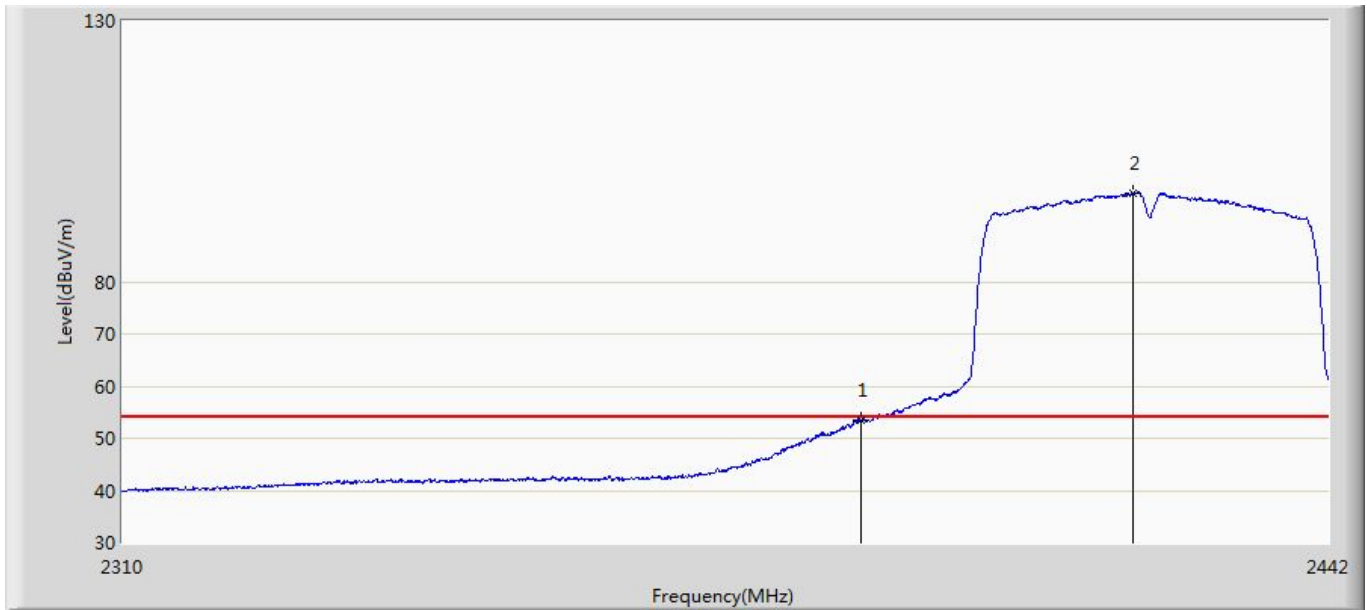
No	Mark	Frequency (MHz)	Measure Level (dBuV/m)	Reading Level (dBuV)	Over Limit (dB)	Limit (dBuV/m)	Factor (dB)	Type
1	*	2463.568	92.269	55.990	N/A	N/A	36.279	AV
2		2483.500	46.782	10.437	-7.218	54.000	36.345	AV

Site: AC5	Time: 2017/05/27 - 19:05
Limit: FCC_Part15.209_RE(3m)	Margin: 0
Probe: Horn_3117_00165315(1-18GHz)	Polarity: Vertical
EUT: Xiaomi Router 3 Pro	Power: AC 120V/60Hz
Note: Mode 4:Transmit at CH2422MHz by 11n40 ant2	



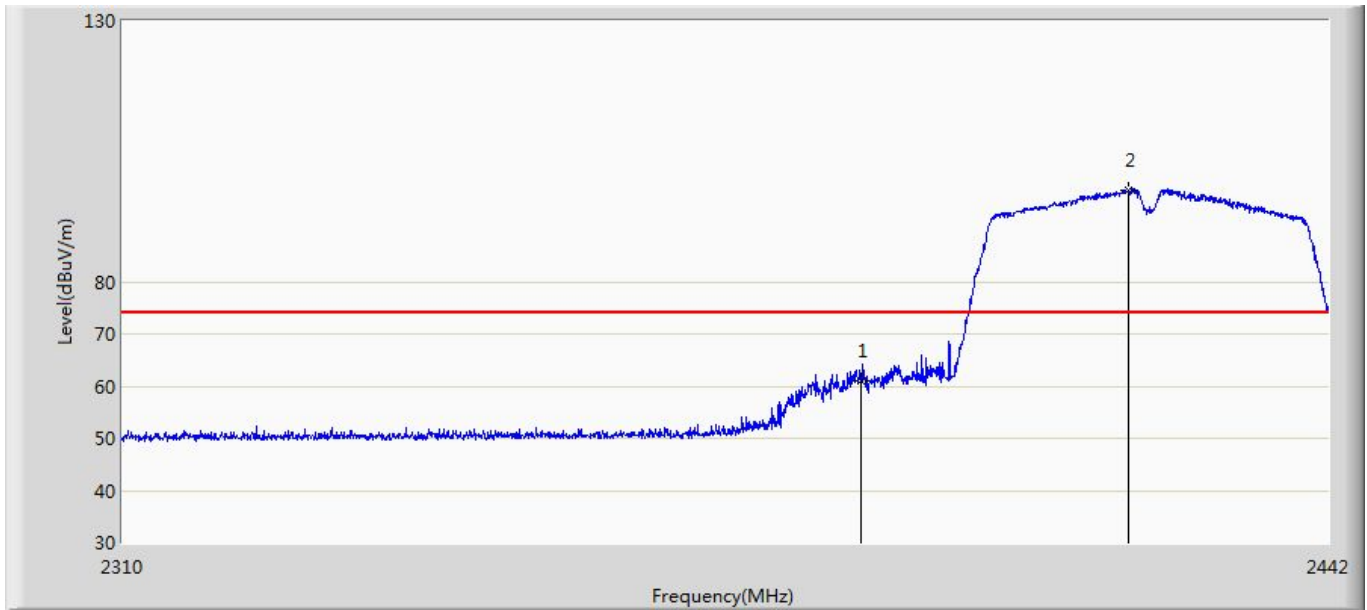
No	Mark	Frequency (MHz)	Measure Level (dBuV/m)	Reading Level (dBuV)	Over Limit (dB)	Limit (dBuV/m)	Factor (dB)	Type
1		2390.000	68.416	32.340	-5.584	74.000	36.076	PK
2	*	2420.550	106.024	69.841	N/A	N/A	36.183	PK

Site: AC5	Time: 2017/05/27 - 19:06
Limit: FCC_Part15.209_RE(3m)	Margin: 0
Probe: Horn_3117_00165315(1-18GHz)	Polarity: Vertical
EUT: Xiaomi Router 3 Pro	Power: AC 120V/60Hz
Note: Mode 4:Transmit at CH2422MHz by 11n40 ant2	



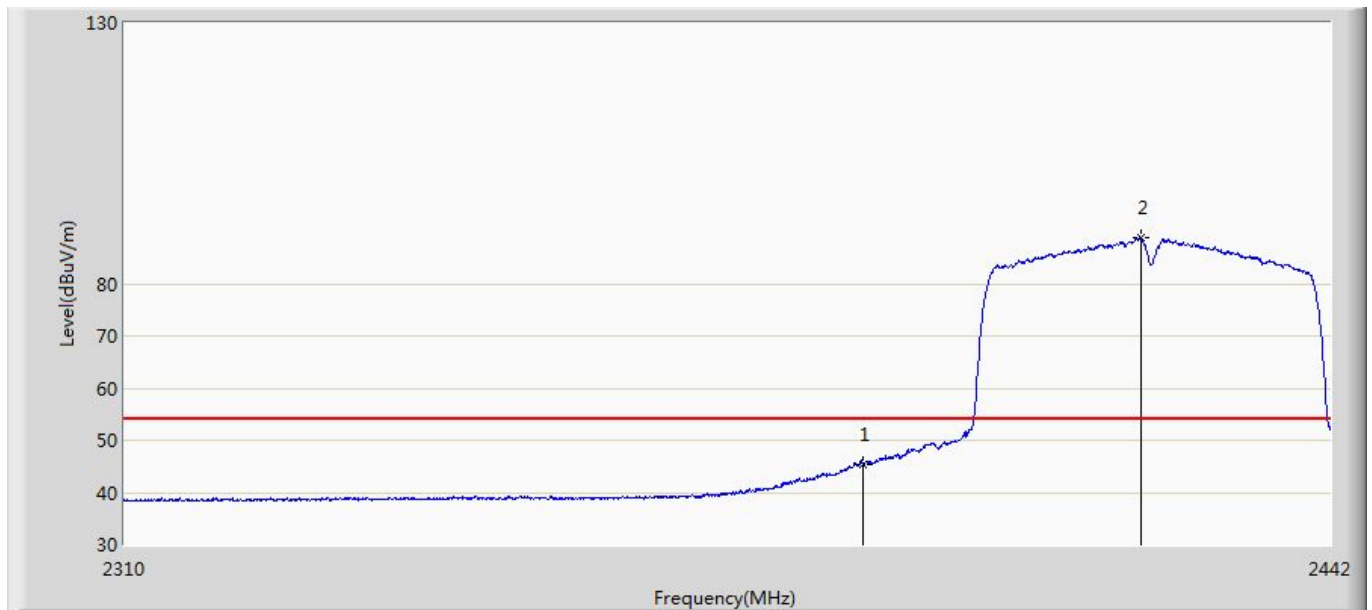
No	Mark	Frequency (MHz)	Measure Level (dBuV/m)	Reading Level (dBuV)	Over Limit (dB)	Limit (dBuV/m)	Factor (dB)	Type
1		2390.000	53.571	17.495	-0.429	54.000	36.076	AV
2	*	2420.220	96.953	60.771	N/A	N/A	36.183	AV

Site: AC5	Time: 2017/05/27 - 19:09
Limit: FCC_Part15.209_RE(3m)	Margin: 0
Probe: Horn_3117_00165315(1-18GHz)	Polarity: Horizontal
EUT: Xiaomi Router 3 Pro	Power: AC 120V/60Hz
Note: Mode 4:Transmit at CH2422MHz by 11n40 ant2	



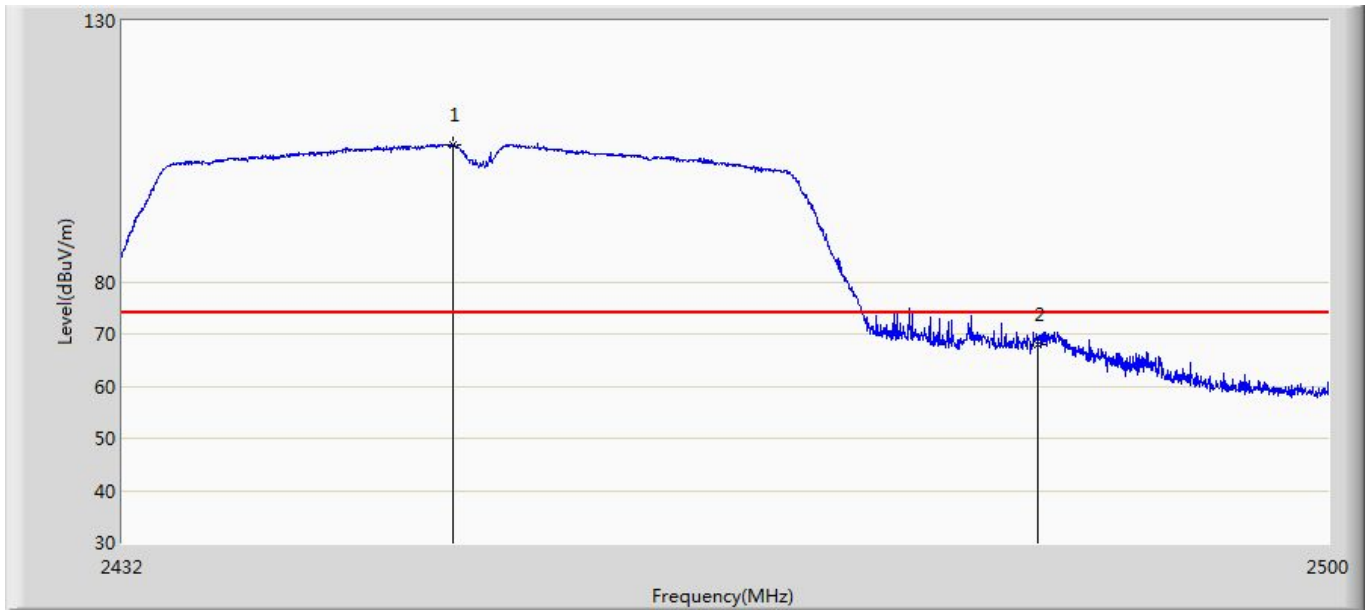
No	Mark	Frequency (MHz)	Measure Level (dBuV/m)	Reading Level (dBuV)	Over Limit (dB)	Limit (dBuV/m)	Factor (dB)	Type
1		2390.000	61.130	25.054	-12.870	74.000	36.076	PK
2	*	2419.692	97.592	61.410	N/A	N/A	36.181	PK

Site: AC5	Time: 2017/05/27 - 19:11
Limit: FCC_Part15.209_RE(3m)	Margin: 0
Probe: Horn_3117_00165315(1-18GHz)	Polarity: Horizontal
EUT: Xiaomi Router 3 Pro	Power: AC 120V/60Hz
Note: Mode 4:Transmit at CH2422MHz by 11n40 ant2	



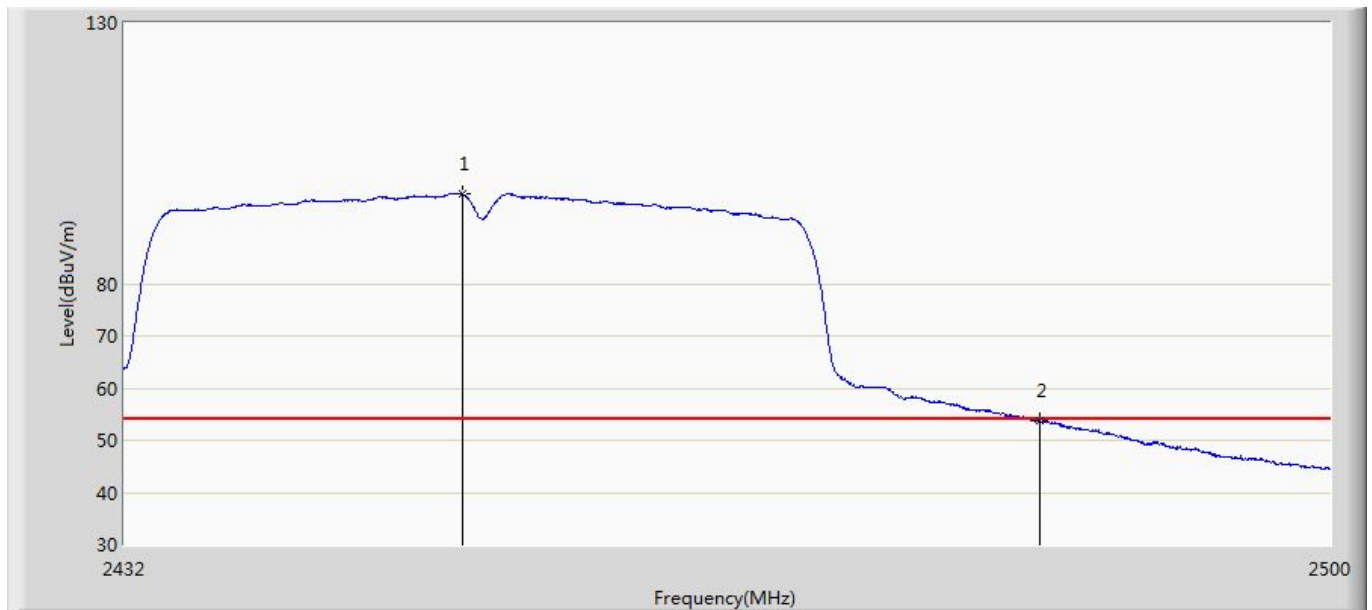
No	Mark	Frequency (MHz)	Measure Level (dBuV/m)	Reading Level (dBuV)	Over Limit (dB)	Limit (dBuV/m)	Factor (dB)	Type
1		2390.000	45.504	9.428	-8.496	54.000	36.076	AV
2	*	2420.814	88.728	52.545	N/A	N/A	36.183	AV

Site: AC5	Time: 2017/05/27 - 19:13
Limit: FCC_Part15.209_RE(3m)	Margin: 0
Probe: Horn_3117_00165315(1-18GHz)	Polarity: Vertical
EUT: Xiaomi Router 3 Pro	Power: AC 120V/60Hz
Note: Mode 4:Transmit at CH2452MHz by 11n40 ant2	



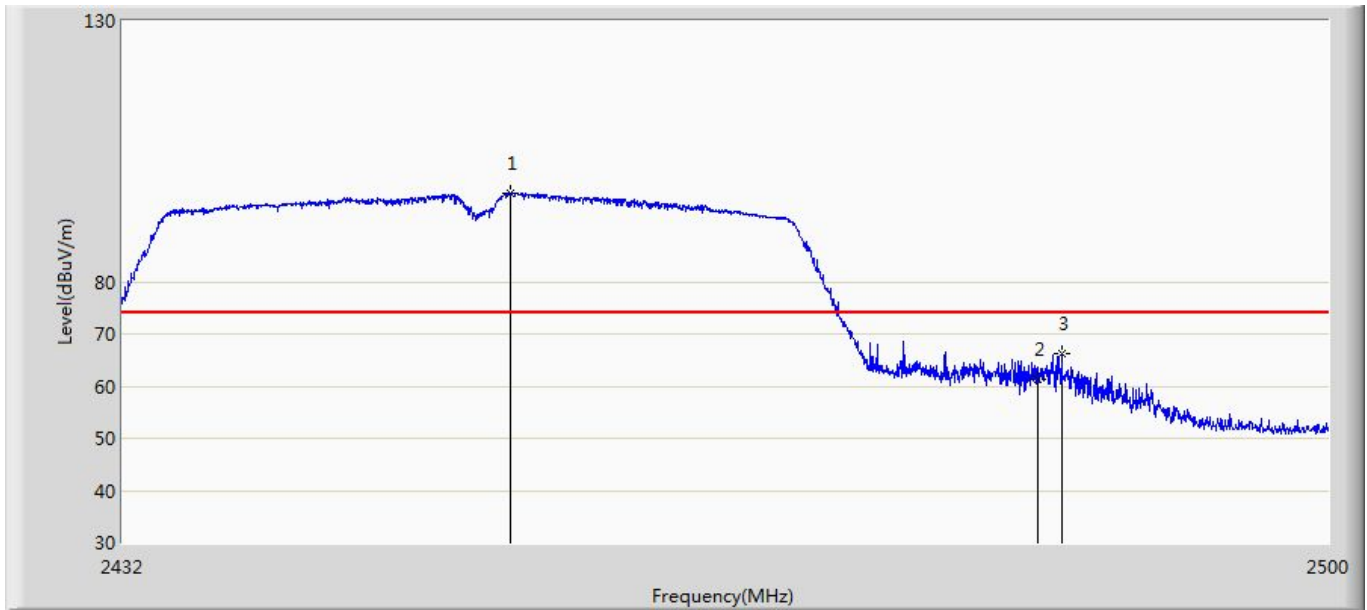
No	Mark	Frequency (MHz)	Measure Level (dBuV/m)	Reading Level (dBuV)	Over Limit (dB)	Limit (dBuV/m)	Factor (dB)	Type
1	*	2450.462	106.340	70.072	N/A	N/A	36.268	PK
2		2483.500	68.045	31.700	-5.955	74.000	36.345	PK

Site: AC5	Time: 2017/05/27 - 19:14
Limit: FCC_Part15.209_RE(3m)	Margin: 0
Probe: Horn_3117_00165315(1-18GHz)	Polarity: Vertical
EUT: Xiaomi Router 3 Pro	Power: AC 120V/60Hz
Note: Mode 4:Transmit at CH2452MHz by 11n40 ant2	



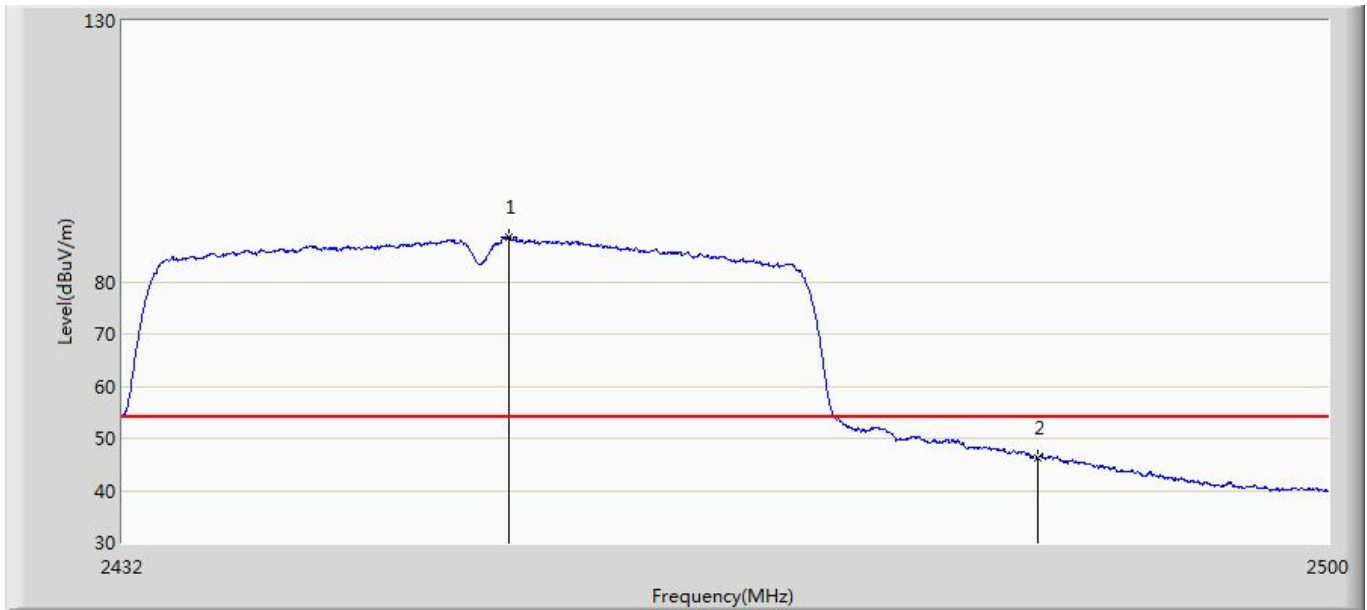
No	Mark	Frequency (MHz)	Measure Level (dBuV/m)	Reading Level (dBuV)	Over Limit (dB)	Limit (dBuV/m)	Factor (dB)	Type
1	*	2450.938	97.111	60.843	N/A	N/A	36.268	AV
2		2483.500	53.708	17.363	-0.292	54.000	36.345	AV

Site: AC5	Time: 2017/05/27 - 19:17
Limit: FCC_Part15.209_RE(3m)	Margin: 0
Probe: Horn_3117_00165315(1-18GHz)	Polarity: Horizontal
EUT: Xiaomi Router 3 Pro	Power: AC 120V/60Hz
Note: Mode 4:Transmit at CH2452MHz by 11n40 ant2	



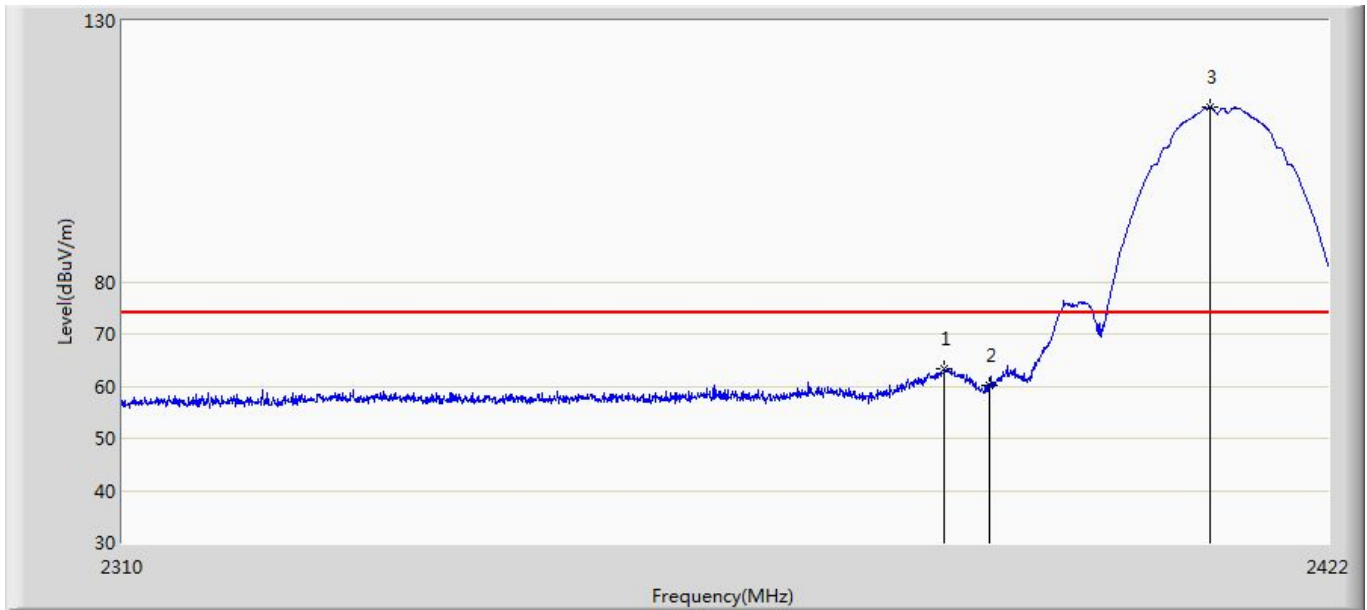
No	Mark	Frequency (MHz)	Measure Level (dBuV/m)	Reading Level (dBuV)	Over Limit (dB)	Limit (dBuV/m)	Factor (dB)	Type
1	*	2453.726	96.996	60.726	N/A	N/A	36.270	PK
2		2483.500	61.309	24.964	-12.691	74.000	36.345	PK
3		2484.802	66.180	29.830	-7.820	74.000	36.351	PK

Site: AC5	Time: 2017/05/27 - 19:19
Limit: FCC_Part15.209_RE(3m)	Margin: 0
Probe: Horn_3117_00165315(1-18GHz)	Polarity: Horizontal
EUT: Xiaomi Router 3 Pro	Power: AC 120V/60Hz
Note: Mode 4:Transmit at CH2452MHz by 11n40 ant2	



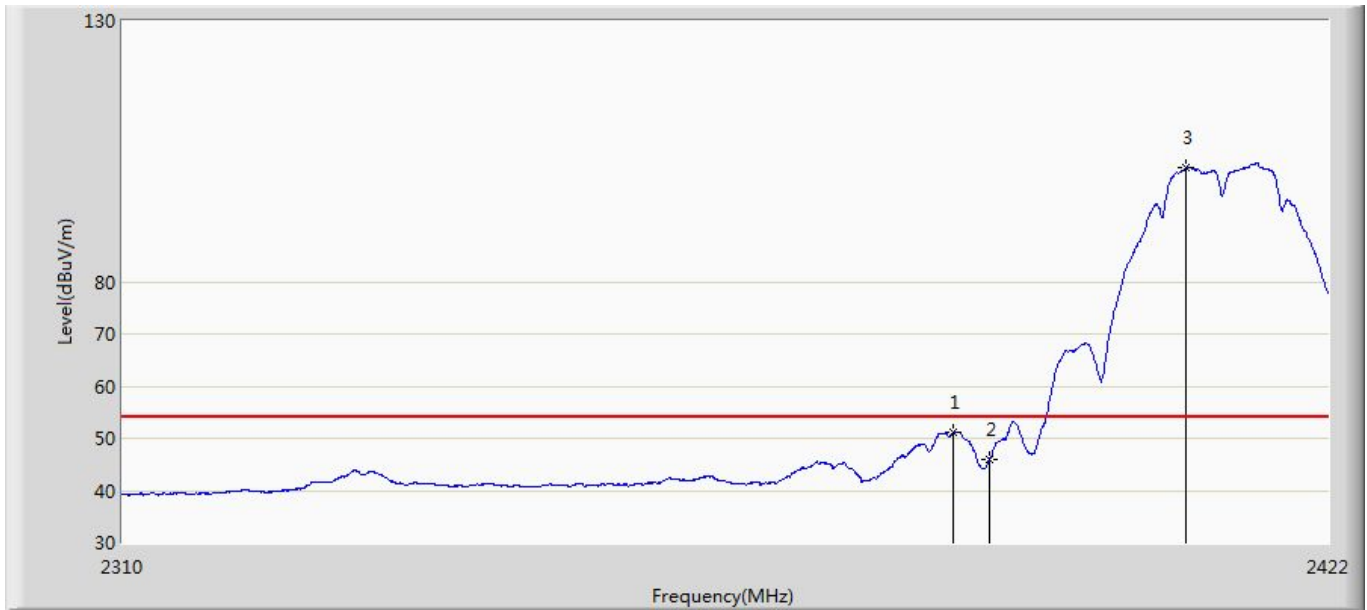
No	Mark	Frequency (MHz)	Measure Level (dBuV/m)	Reading Level (dBuV)	Over Limit (dB)	Limit (dBuV/m)	Factor (dB)	Type
1	*	2453.590	88.562	52.292	N/A	N/A	36.270	AV
2		2483.500	46.274	9.929	-7.726	54.000	36.345	AV

Site: AC5	Time: 2017/05/27 - 19:21
Limit: FCC_Part15.209_RE(3m)	Margin: 0
Probe: Horn_3117_00165315(1-18GHz)	Polarity: Vertical
EUT: Xiaomi Router 3 Pro	Power: AC 120V/60Hz
Note: Mode 1:Transmit at CH2412MHz by 11b ant3	



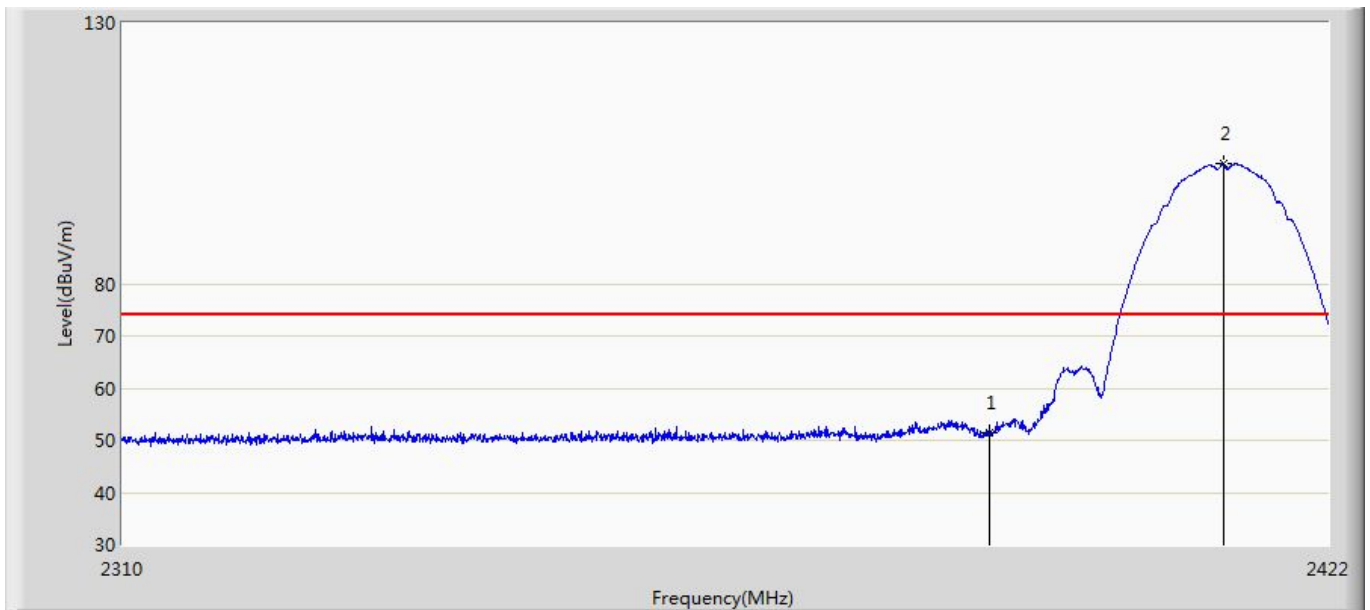
No	Mark	Frequency (MHz)	Measure Level (dBuV/m)	Reading Level (dBuV)	Over Limit (dB)	Limit (dBuV/m)	Factor (dB)	Type
1		2385.824	63.289	27.225	-10.711	74.000	36.064	PK
2		2390.000	60.152	24.076	-13.848	74.000	36.076	PK
3	*	2410.800	113.445	77.276	N/A	N/A	36.169	PK

Site: AC5	Time: 2017/05/27 - 19:22
Limit: FCC_Part15.209_RE(3m)	Margin: 0
Probe: Horn_3117_00165315(1-18GHz)	Polarity: Vertical
EUT: Xiaomi Router 3 Pro	Power: AC 120V/60Hz
Note: Mode 1:Transmit at CH2412MHz by 11b ant3	



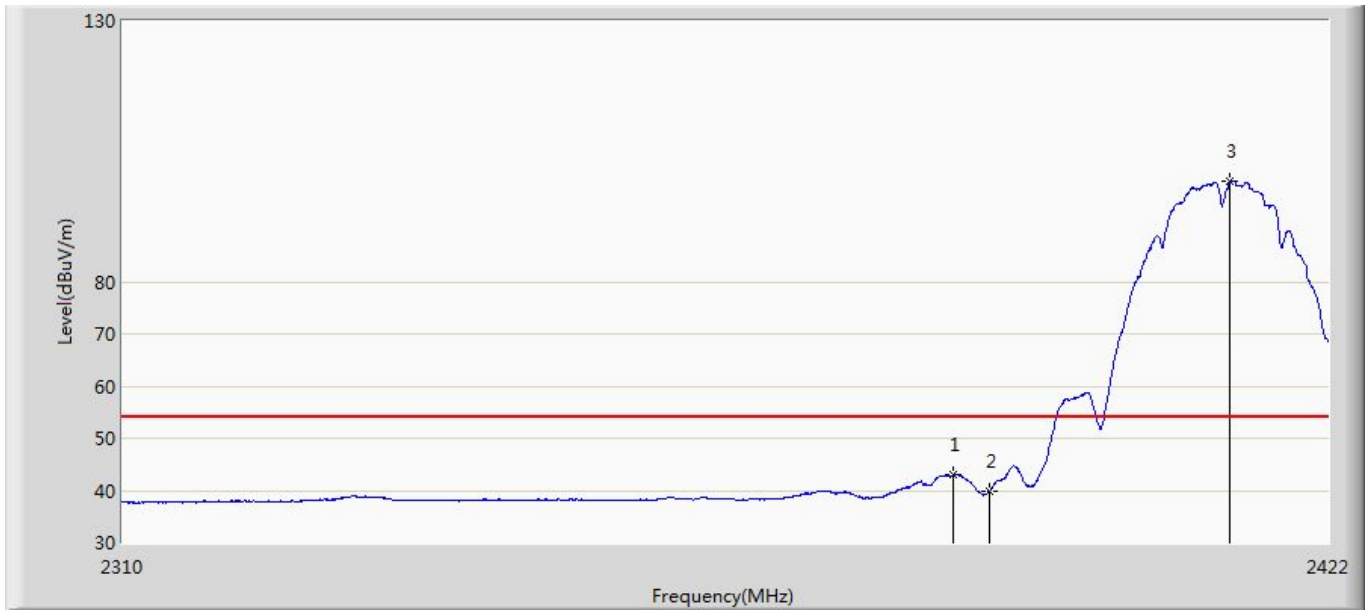
No	Mark	Frequency (MHz)	Measure Level (dBuV/m)	Reading Level (dBuV)	Over Limit (dB)	Limit (dBuV/m)	Factor (dB)	Type
1		2386.608	51.061	14.995	-2.939	54.000	36.066	AV
2		2390.000	45.953	9.877	-8.047	54.000	36.076	AV
3	*	2408.560	101.902	65.744	N/A	N/A	36.159	AV

Site: AC5	Time: 2017/05/27 - 19:26
Limit: FCC_Part15.209_RE(3m)	Margin: 0
Probe: Horn_3117_00165315(1-18GHz)	Polarity: Horizontal
EUT: Xiaomi Router 3 Pro	Power: AC 120V/60Hz
Note: Mode 1:Transmit at CH2412MHz by 11b ant3	



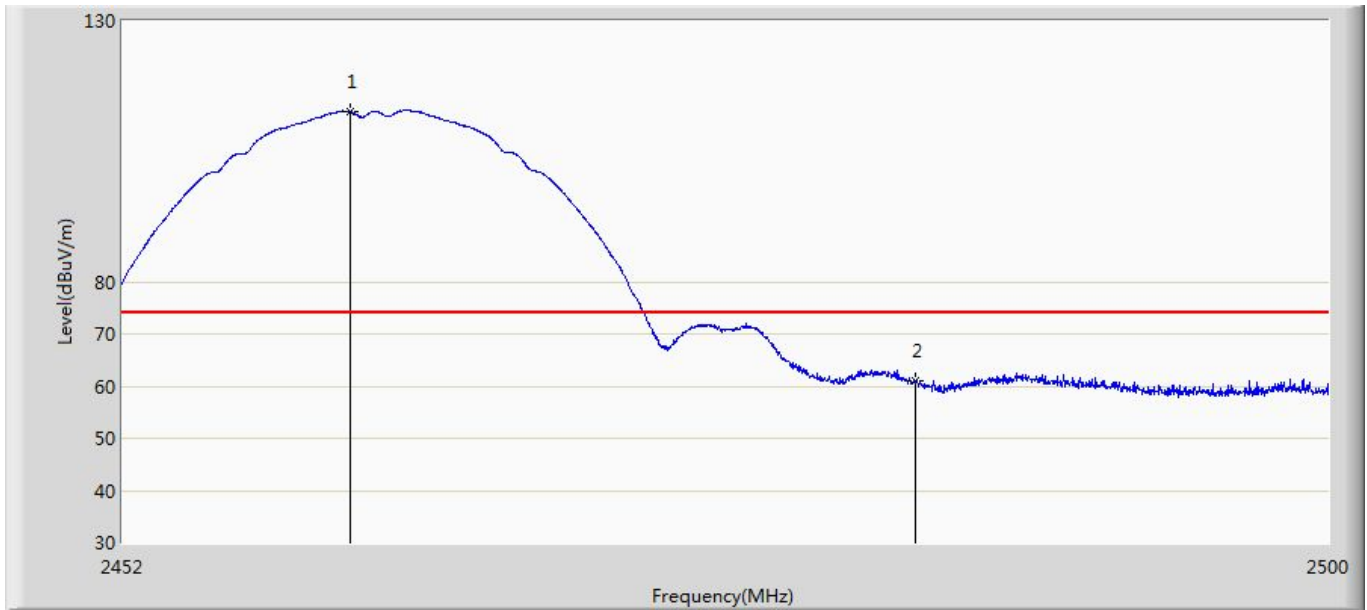
No	Mark	Frequency (MHz)	Measure Level (dBuV/m)	Reading Level (dBuV)	Over Limit (dB)	Limit (dBuV/m)	Factor (dB)	Type
1		2390.000	51.498	15.422	-22.502	74.000	36.076	PK
2	*	2412.088	103.046	66.875	N/A	N/A	36.171	PK

Site: AC5	Time: 2017/05/27 - 19:27
Limit: FCC_Part15.209_RE(3m)	Margin: 0
Probe: Horn_3117_00165315(1-18GHz)	Polarity: Horizontal
EUT: Xiaomi Router 3 Pro	Power: AC 120V/60Hz
Note: Mode 1:Transmit at CH2412MHz by 11b ant3	



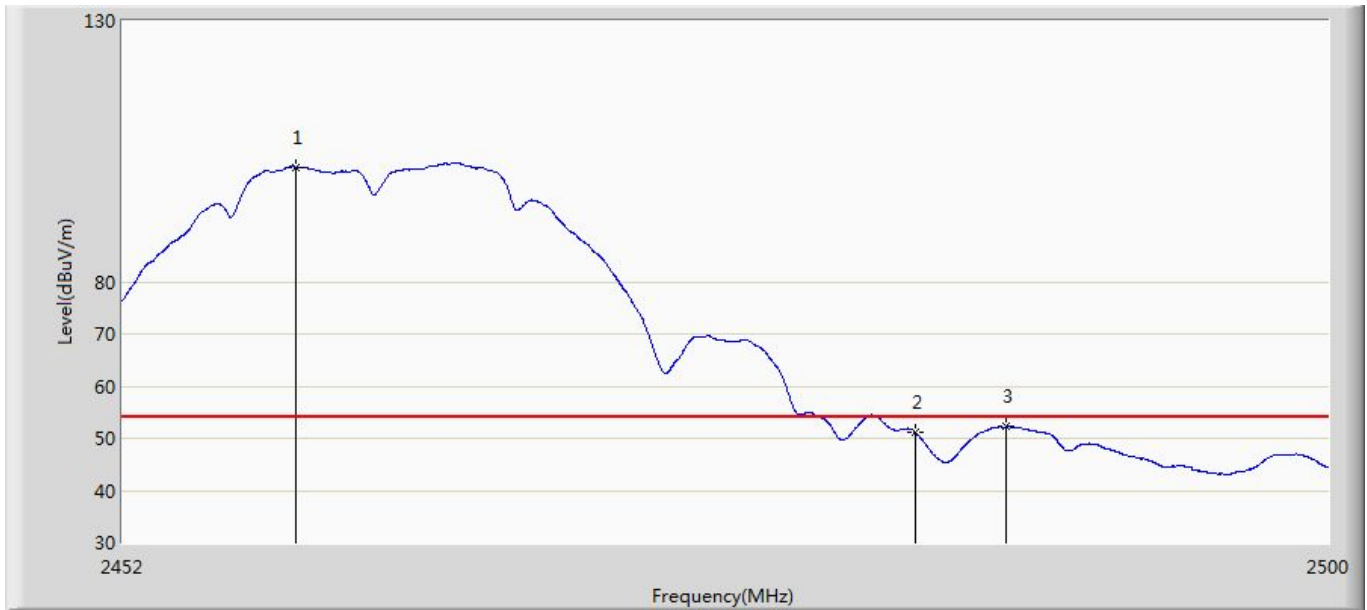
No	Mark	Frequency (MHz)	Measure Level (dBuV/m)	Reading Level (dBuV)	Over Limit (dB)	Limit (dBuV/m)	Factor (dB)	Type
1		2386.608	42.901	6.835	-11.099	54.000	36.066	AV
2		2390.000	39.824	3.748	-14.176	54.000	36.076	AV
3	*	2412.704	99.206	63.034	N/A	N/A	36.172	AV

Site: AC5	Time: 2017/05/27 - 19:29
Limit: FCC_Part15.209_RE(3m)	Margin: 0
Probe: Horn_3117_00165315(1-18GHz)	Polarity: Vertical
EUT: Xiaomi Router 3 Pro	Power: AC 120V/60Hz
Note: Mode 1:Transmit at CH2462MHz by 11b ant3	



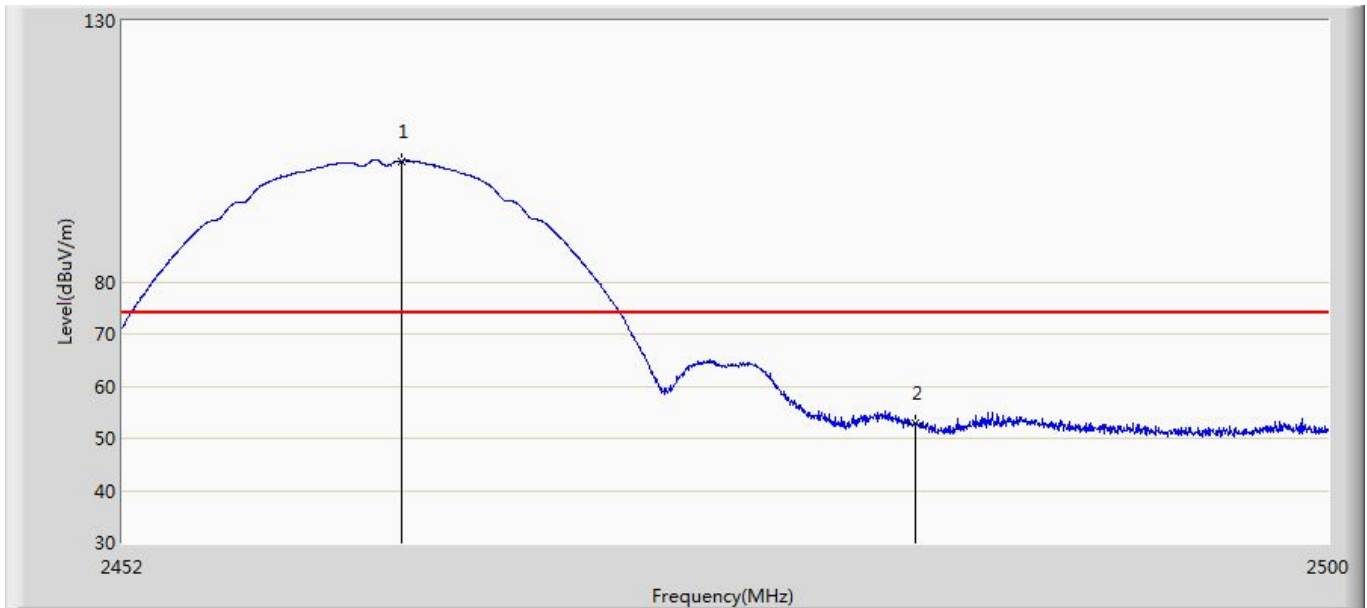
No	Mark	Frequency (MHz)	Measure Level (dBuV/m)	Reading Level (dBuV)	Over Limit (dB)	Limit (dBuV/m)	Factor (dB)	Type
1	*	2461.000	112.643	76.370	N/A	N/A	36.274	PK
2		2483.500	60.879	24.534	-13.121	74.000	36.345	PK

Site: AC5	Time: 2017/05/27 - 19:30
Limit: FCC_Part15.209_RE(3m)	Margin: 0
Probe: Horn_3117_00165315(1-18GHz)	Polarity: Vertical
EUT: Xiaomi Router 3 Pro	Power: AC 120V/60Hz
Note: Mode 1:Transmit at CH2462MHz by 11b ant3	



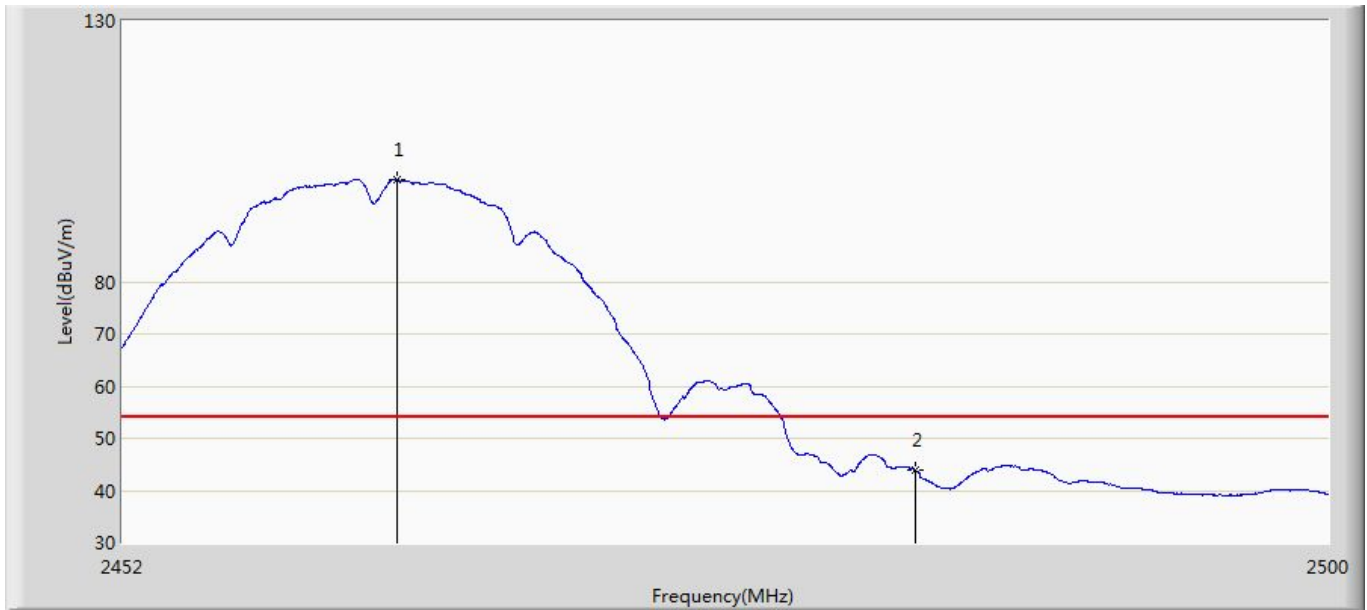
No	Mark	Frequency (MHz)	Measure Level (dBuV/m)	Reading Level (dBuV)	Over Limit (dB)	Limit (dBuV/m)	Factor (dB)	Type
1	*	2458.840	101.976	65.704	N/A	N/A	36.272	AV
2		2483.500	51.021	14.676	-2.979	54.000	36.345	AV
3		2487.112	52.206	15.847	-1.794	54.000	36.360	AV

Site: AC5	Time: 2017/05/27 - 19:37
Limit: FCC_Part15.209_RE(3m)	Margin: 0
Probe: Horn_3117_00165315(1-18GHz)	Polarity: Horizontal
EUT: Xiaomi Router 3 Pro	Power: AC 120V/60Hz
Note: Mode 1:Transmit at CH2462MHz by 11b ant3	



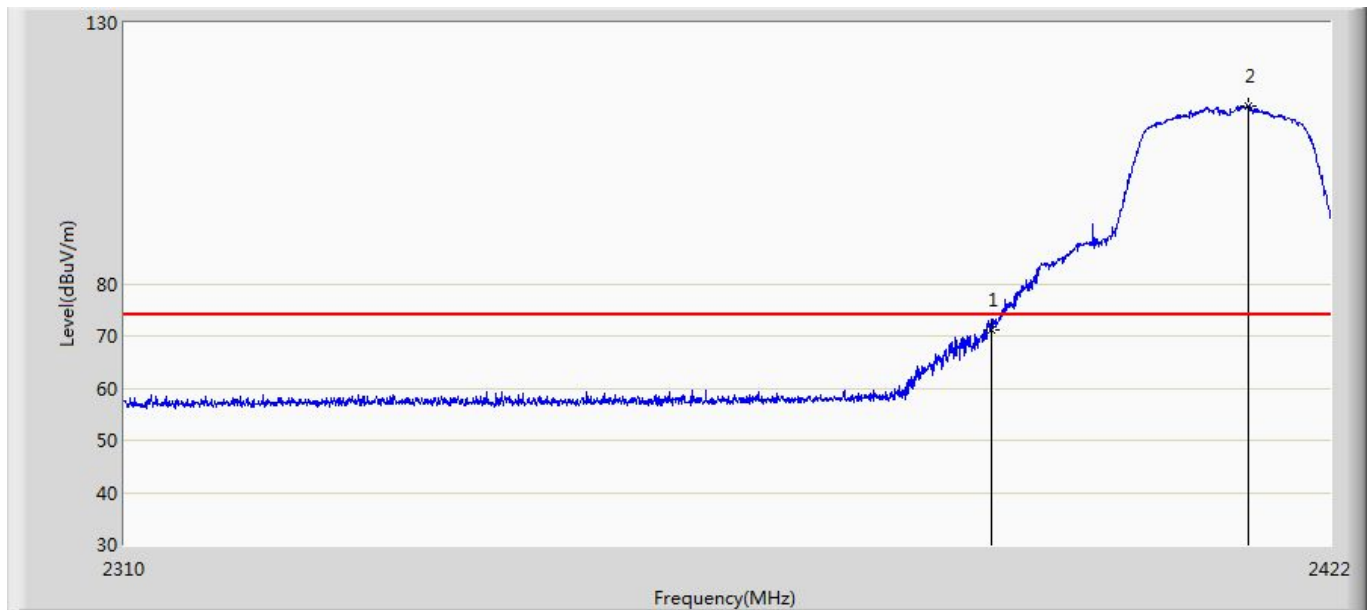
No	Mark	Frequency (MHz)	Measure Level (dBuV/m)	Reading Level (dBuV)	Over Limit (dB)	Limit (dBuV/m)	Factor (dB)	Type
1	*	2463.040	103.161	66.884	N/A	N/A	36.277	PK
2		2483.500	52.918	16.573	-21.082	74.000	36.345	PK

Site: AC5	Time: 2017/05/27 - 19:38
Limit: FCC_Part15.209_RE(3m)	Margin: 0
Probe: Horn_3117_00165315(1-18GHz)	Polarity: Horizontal
EUT: Xiaomi Router 3 Pro	Power: AC 120V/60Hz
Note: Mode 1:Transmit at CH2462MHz by 11b ant3	



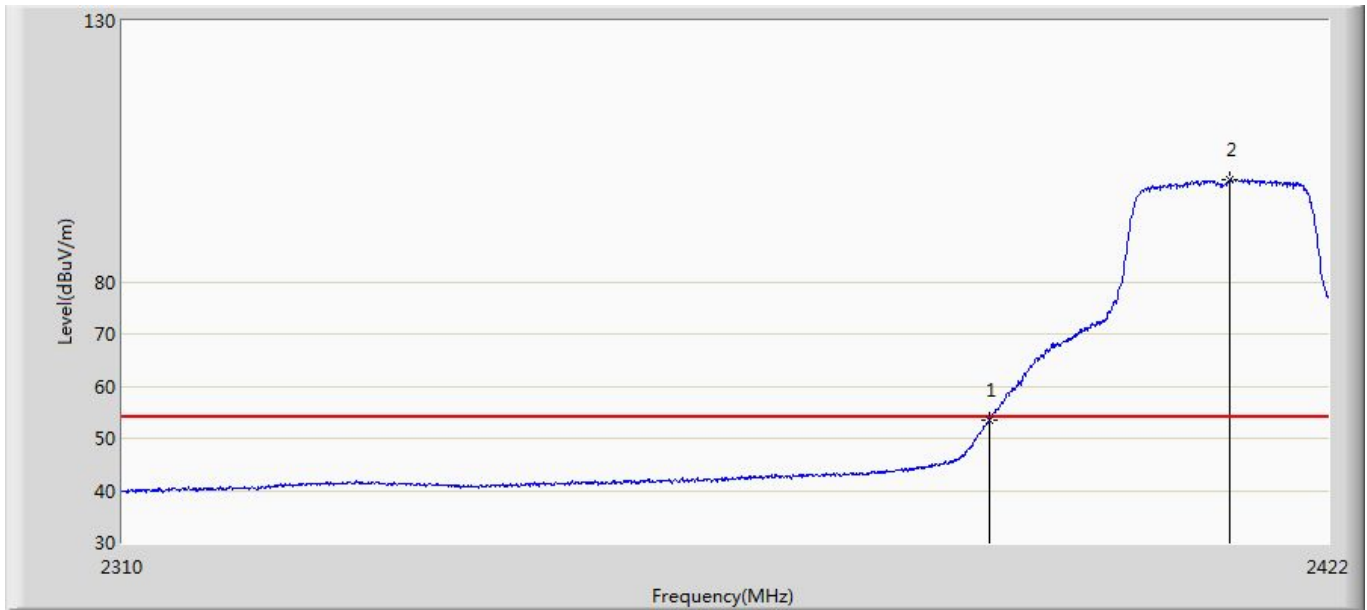
No	Mark	Frequency (MHz)	Measure Level (dBuV/m)	Reading Level (dBuV)	Over Limit (dB)	Limit (dBuV/m)	Factor (dB)	Type
1	*	2462.872	99.481	63.204	N/A	N/A	36.277	AV
2		2483.500	43.802	7.457	-10.198	54.000	36.345	AV

Site: AC5	Time: 2017/05/28- 14:18
Limit: FCC_Part15.209_RE(3m)	Margin: 0
Probe: Horn_3117_00165315(1-18GHz)	Polarity: Vertical
EUT: Xiaomi Router 3 Pro	Power: AC 120V/60Hz
Note: Mode 2:Transmit at CH2412MHz by 11g ant3	



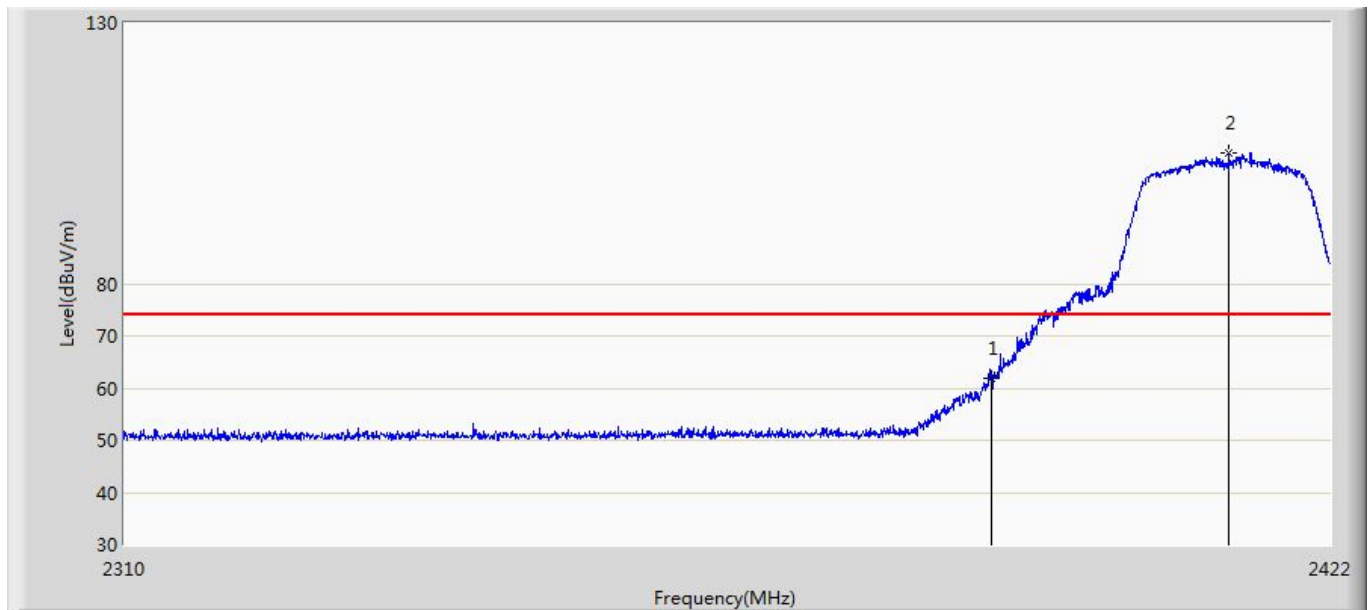
No	Mark	Frequency (MHz)	Measure Level (dBuV/m)	Reading Level (dBuV)	Over Limit (dB)	Limit (dBuV/m)	Factor (dB)	Type
1		2390.000	71.207	35.131	-2.793	74.000	36.076	PK
2	*	2414.216	114.114	77.940	N/A	N/A	36.174	PK

Site: AC5	Time: 2017/05/28- 14:21
Limit: FCC_Part15.209_RE(3m)	Margin: 0
Probe: Horn_3117_00165315(1-18GHz)	Polarity: Vertical
EUT: Xiaomi Router 3 Pro	Power: AC 120V/60Hz
Note: Mode 2:Transmit at CH2412MHz by 11g ant3	



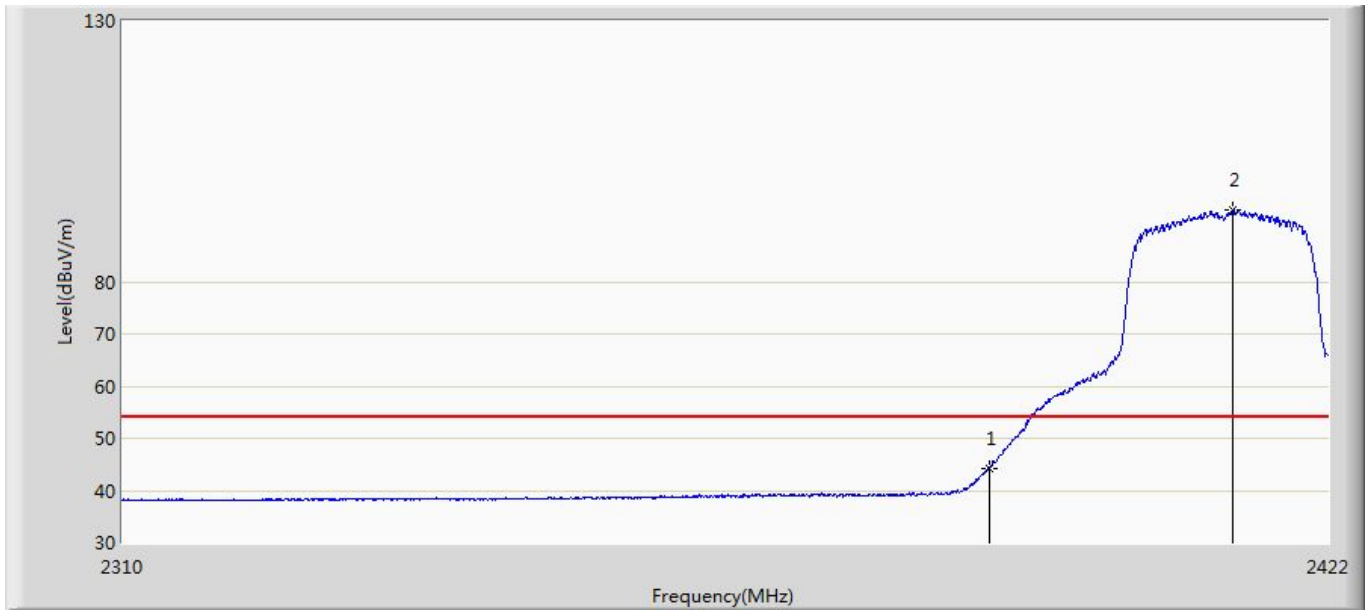
No	Mark	Frequency (MHz)	Measure Level (dBuV/m)	Reading Level (dBuV)	Over Limit (dB)	Limit (dBuV/m)	Factor (dB)	Type
1		2390.000	53.446	17.370	-0.554	54.000	36.076	AV
2	*	2412.704	99.487	63.315	N/A	N/A	36.172	AV

Site: AC5	Time: 2017/05/28- 14:22
Limit: FCC_Part15.209_RE(3m)	Margin: 0
Probe: Horn_3117_00165315(1-18GHz)	Polarity: Horizontal
EUT: Xiaomi Router 3 Pro	Power: AC 120V/60Hz
Note: Mode 2:Transmit at CH2412MHz by 11g ant3	



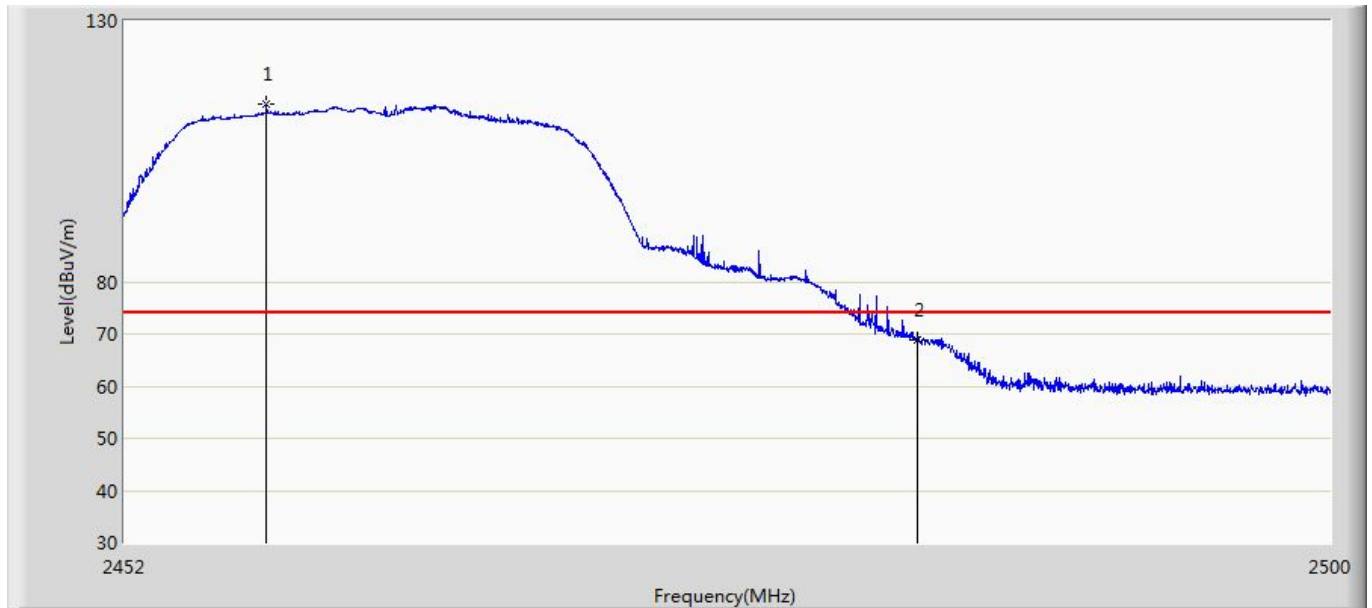
No	Mark	Frequency (MHz)	Measure Level (dBuV/m)	Reading Level (dBuV)	Over Limit (dB)	Limit (dBuV/m)	Factor (dB)	Type
1		2390.000	61.986	25.910	-12.014	74.000	36.076	PK
2	*	2412.424	105.066	68.894	N/A	N/A	36.172	PK

Site: AC5	Time: 2017/05/28- 14:24
Limit: FCC_Part15.209_RE(3m)	Margin: 0
Probe: Horn_3117_00165315(1-18GHz)	Polarity: Horizontal
EUT: Xiaomi Router 3 Pro	Power: AC 120V/60Hz
Note: Mode 2:Transmit at CH2412MHz by 11g ant3	



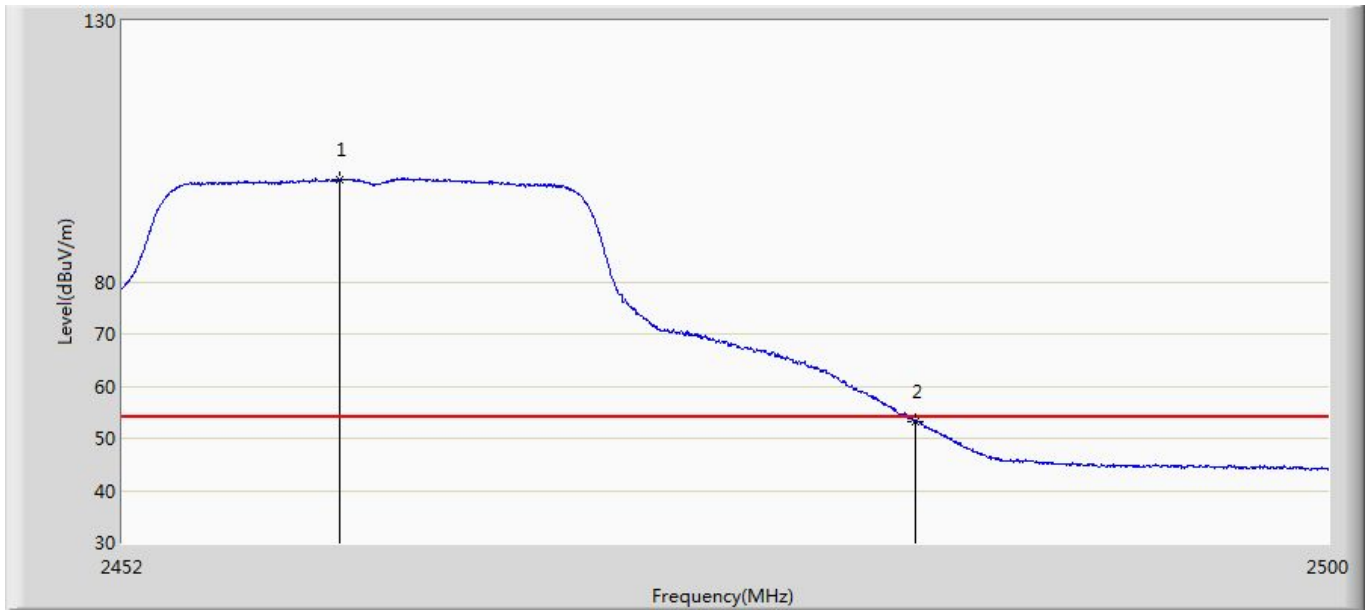
No	Mark	Frequency (MHz)	Measure Level (dBuV/m)	Reading Level (dBuV)	Over Limit (dB)	Limit (dBuV/m)	Factor (dB)	Type
1		2390.000	44.295	8.219	-9.705	54.000	36.076	AV
2	*	2412.984	93.848	57.675	N/A	N/A	36.172	AV

Site: AC5	Time: 2017/05/28- 14:25
Limit: FCC_Part15.209_RE(3m)	Margin: 0
Probe: Horn_3117_00165315(1-18GHz)	Polarity: Vertical
EUT: Xiaomi Router 3 Pro	Power: AC 120V/60Hz
Note: Mode 2:Transmit at CH2462MHz by 11g ant3	



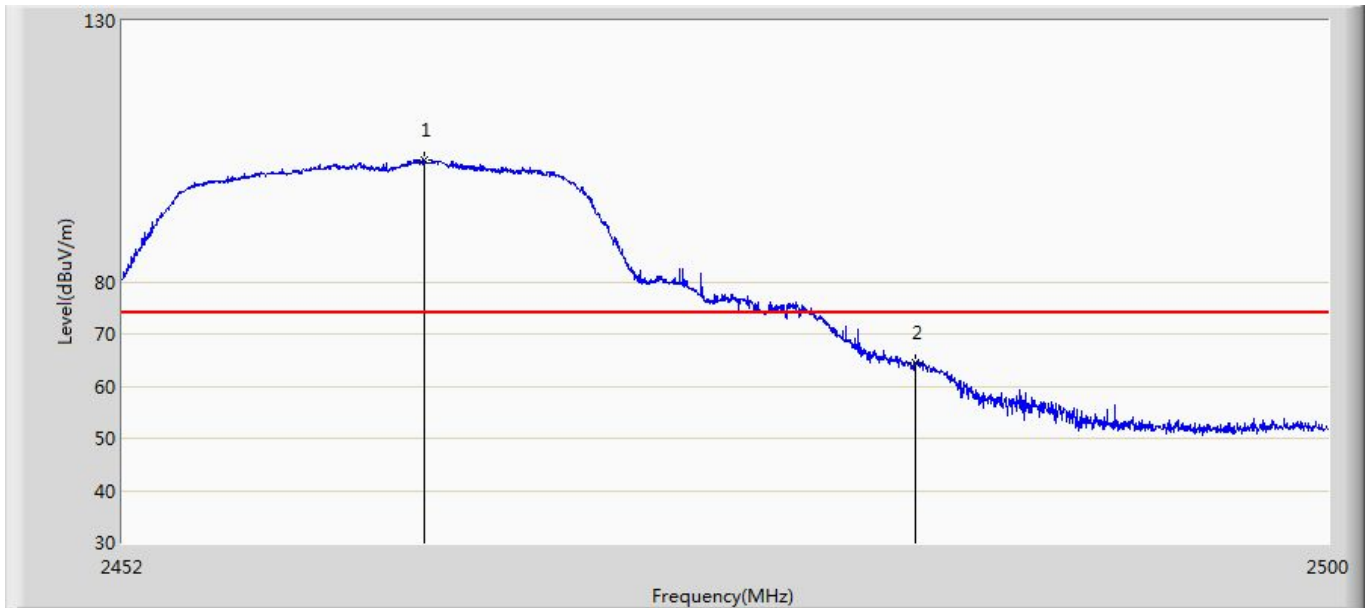
No	Mark	Frequency (MHz)	Measure Level (dBuV/m)	Reading Level (dBuV)	Over Limit (dB)	Limit (dBuV/m)	Factor (dB)	Type
1	*	2457.616	114.087	77.815	N/A	N/A	36.271	PK
2		2483.500	68.772	32.427	-5.228	74.000	36.345	PK

Site: AC5	Time: 2017/05/28- 14:27
Limit: FCC_Part15.209_RE(3m)	Margin: 0
Probe: Horn_3117_00165315(1-18GHz)	Polarity: Vertical
EUT: Xiaomi Router 3 Pro	Power: AC 120V/60Hz
Note: Mode 2:Transmit at CH2462MHz by 11g ant3	



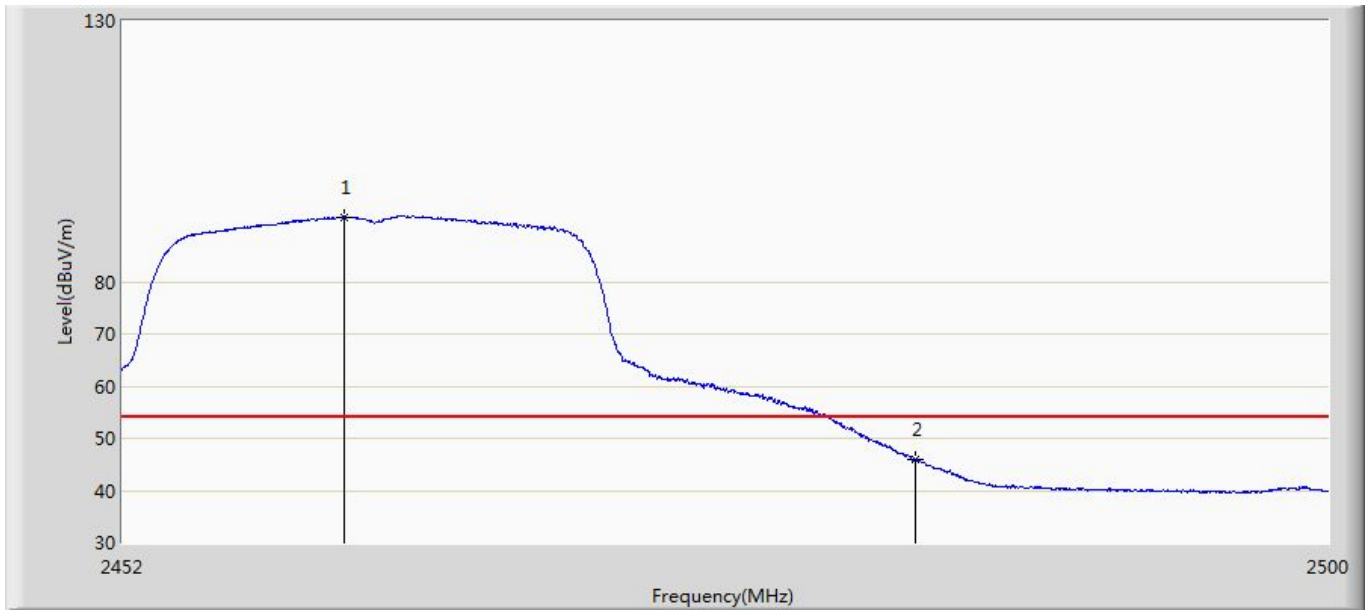
No	Mark	Frequency (MHz)	Measure Level (dBuV/m)	Reading Level (dBuV)	Over Limit (dB)	Limit (dBuV/m)	Factor (dB)	Type
1	*	2460.616	99.531	63.258	N/A	N/A	36.273	AV
2		2483.500	53.299	16.954	-0.701	54.000	36.345	AV

Site: AC5	Time: 2017/05/28- 14:29
Limit: FCC_Part15.209_RE(3m)	Margin: 0
Probe: Horn_3117_00165315(1-18GHz)	Polarity: Horizontal
EUT: Xiaomi Router 3 Pro	Power: AC 120V/60Hz
Note: Mode 2:Transmit at CH2462MHz by 11g ant3	



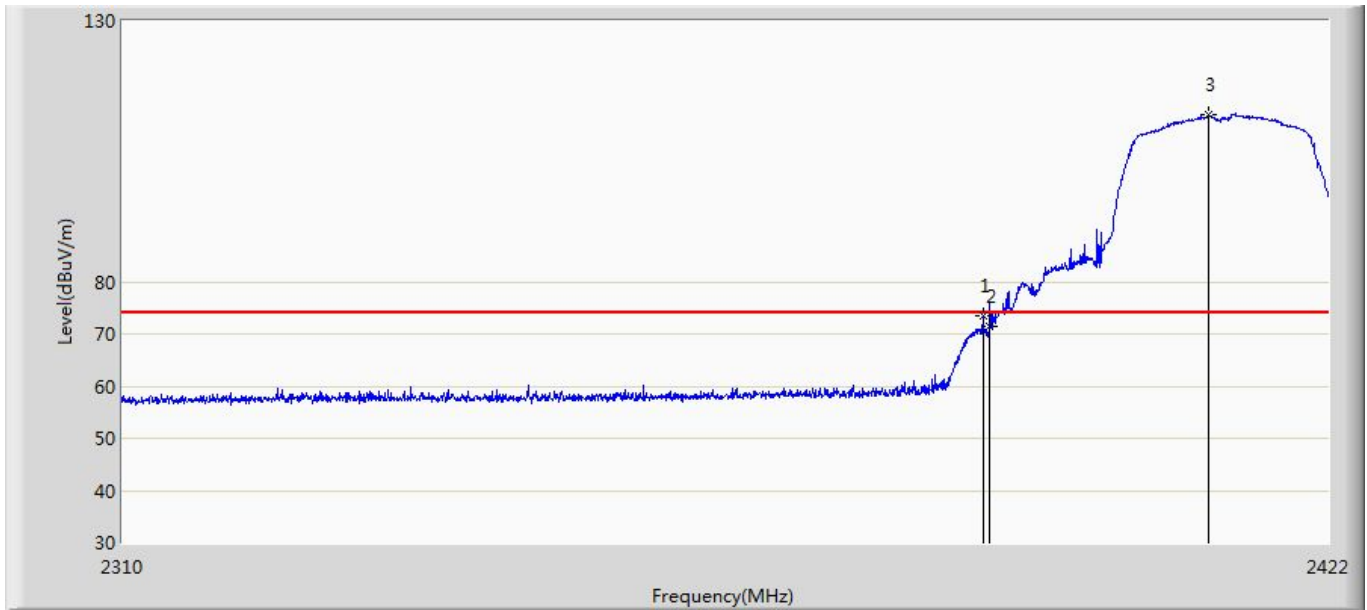
No	Mark	Frequency (MHz)	Measure Level (dBuV/m)	Reading Level (dBuV)	Over Limit (dB)	Limit (dBuV/m)	Factor (dB)	Type
1	*	2463.928	103.291	67.011	N/A	N/A	36.280	PK
2		2483.500	64.422	28.077	-9.578	74.000	36.345	PK

Site: AC5	Time: 2017/05/28- 14:31
Limit: FCC_Part15.209_RE(3m)	Margin: 0
Probe: Horn_3117_00165315(1-18GHz)	Polarity: Horizontal
EUT: Xiaomi Router 3 Pro	Power: AC 120V/60Hz
Note: Mode 2:Transmit at CH2462MHz by 11g ant3	



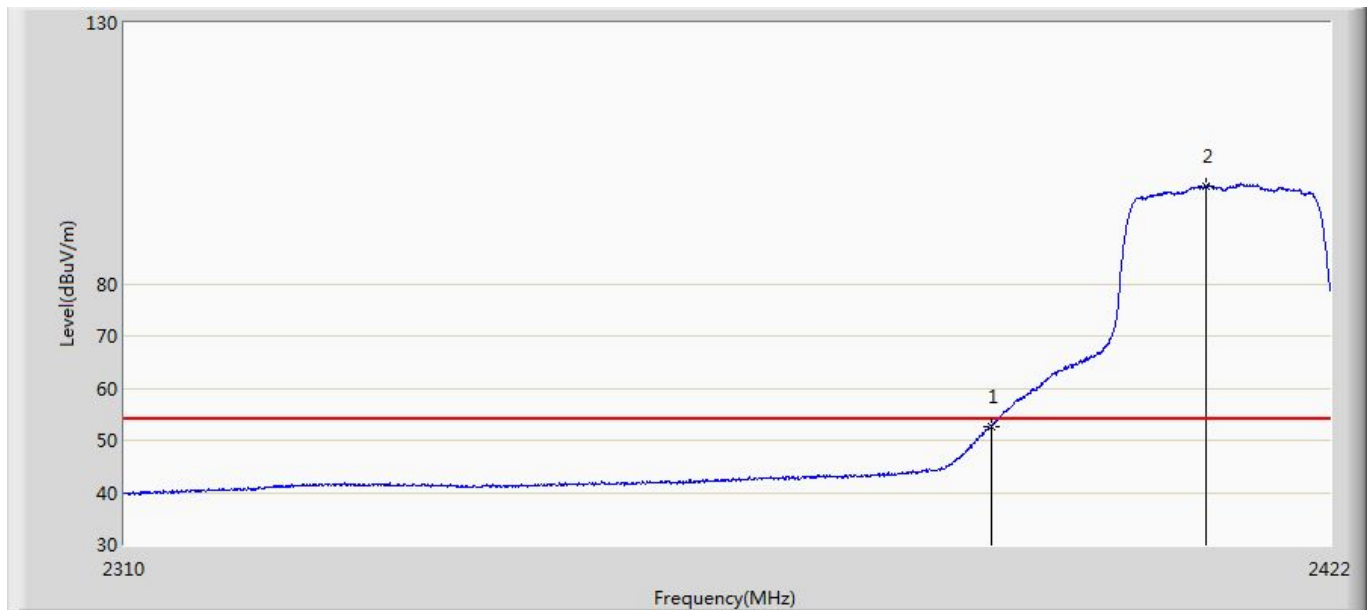
No	Mark	Frequency (MHz)	Measure Level (dBuV/m)	Reading Level (dBuV)	Over Limit (dB)	Limit (dBuV/m)	Factor (dB)	Type
1	*	2460.760	92.365	56.092	N/A	N/A	36.273	AV
2		2483.500	46.040	9.695	-7.960	54.000	36.345	AV

Site: AC5	Time: 2017/05/28- 14:33
Limit: FCC_Part15.209_RE(3m)	Margin: 0
Probe: Horn_3117_00165315(1-18GHz)	Polarity: Vertical
EUT: Xiaomi Router 3 Pro	Power: AC 120V/60Hz
Note: Mode 3:Transmit at CH2412MHz by 11n20 ant3	



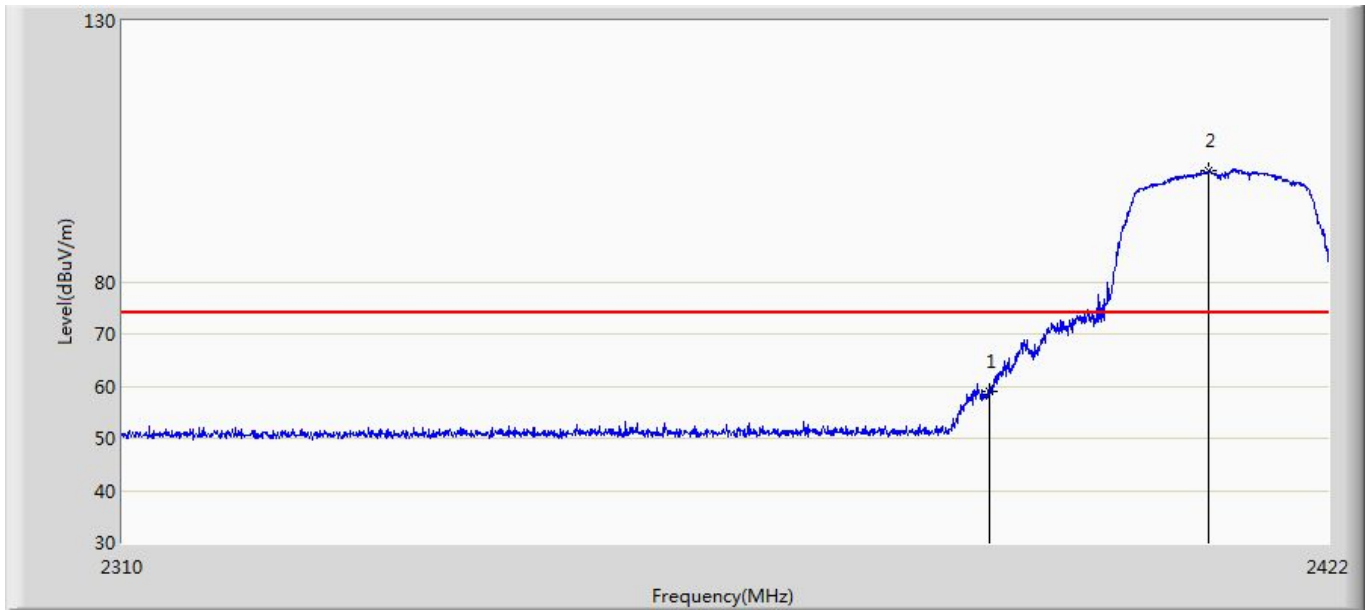
No	Mark	Frequency (MHz)	Measure Level (dBuV/m)	Reading Level (dBuV)	Over Limit (dB)	Limit (dBuV/m)	Factor (dB)	Type
1		2389.408	73.549	37.475	-0.451	74.000	36.075	PK
2		2390.000	71.389	35.313	-2.611	74.000	36.076	PK
3	*	2410.688	111.894	75.726	N/A	N/A	36.168	PK

Site: AC5	Time: 2017/05/28- 14:37
Limit: FCC_Part15.209_RE(3m)	Margin: 0
Probe: Horn_3117_00165315(1-18GHz)	Polarity: Vertical
EUT: Xiaomi Router 3 Pro	Power: AC 120V/60Hz
Note: Mode 3:Transmit at CH2412MHz by 11n20 ant3	



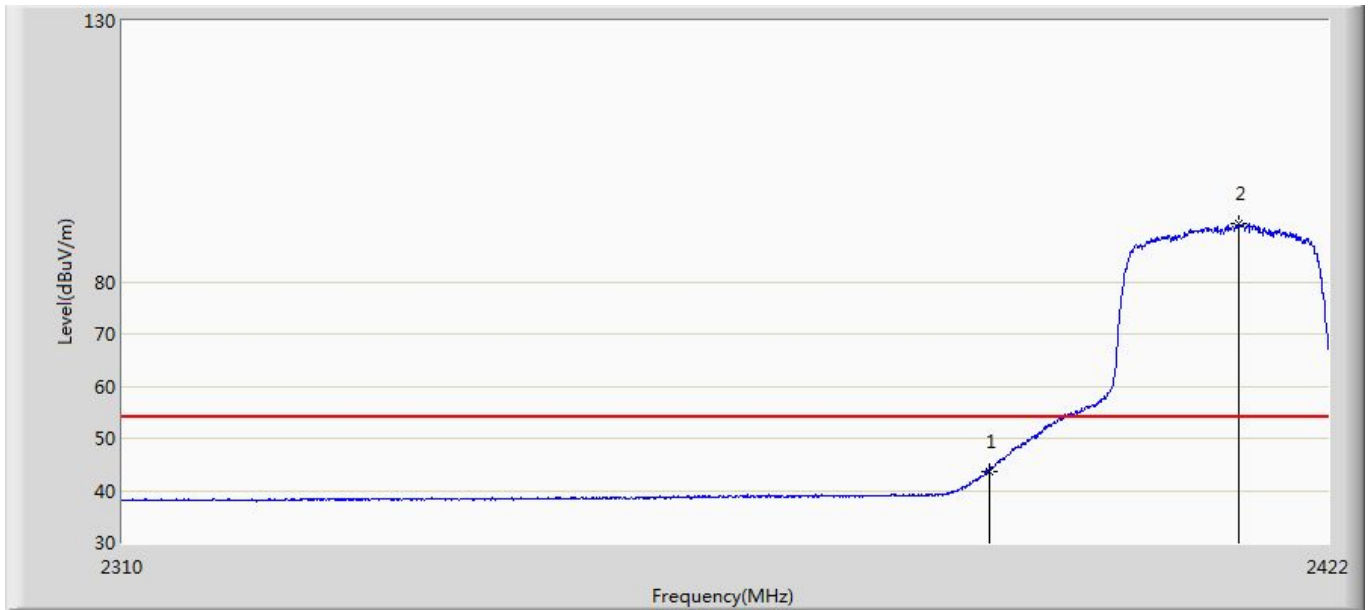
No	Mark	Frequency (MHz)	Measure Level (dBuV/m)	Reading Level (dBuV)	Over Limit (dB)	Limit (dBuV/m)	Factor (dB)	Type
1		2390.000	52.714	16.638	-1.286	54.000	36.076	AV
2	*	2410.240	98.803	62.637	N/A	N/A	36.166	AV

Site: AC5	Time: 2017/05/28- 14:39
Limit: FCC_Part15.209_RE(3m)	Margin: 0
Probe: Horn_3117_00165315(1-18GHz)	Polarity: Horizontal
EUT: Xiaomi Router 3 Pro	Power: AC 120V/60Hz
Note: Mode 3:Transmit at CH2412MHz by 11n20 ant3	



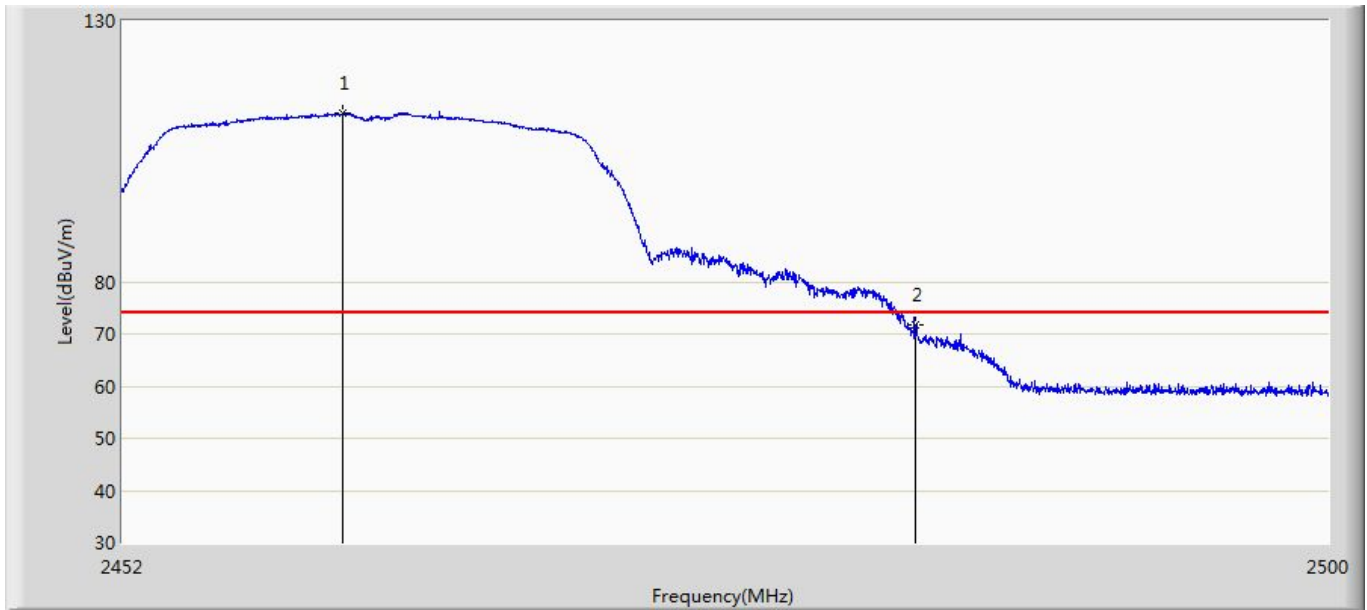
No	Mark	Frequency (MHz)	Measure Level (dBuV/m)	Reading Level (dBuV)	Over Limit (dB)	Limit (dBuV/m)	Factor (dB)	Type
1		2390.000	59.058	22.982	-14.942	74.000	36.076	PK
2	*	2410.688	101.308	65.140	N/A	N/A	36.168	PK

Site: AC5	Time: 2017/05/28- 14:40
Limit: FCC_Part15.209_RE(3m)	Margin: 0
Probe: Horn_3117_00165315(1-18GHz)	Polarity: Horizontal
EUT: Xiaomi Router 3 Pro	Power: AC 120V/60Hz
Note: Mode 3:Transmit at CH2412MHz by 11n20 ant3	



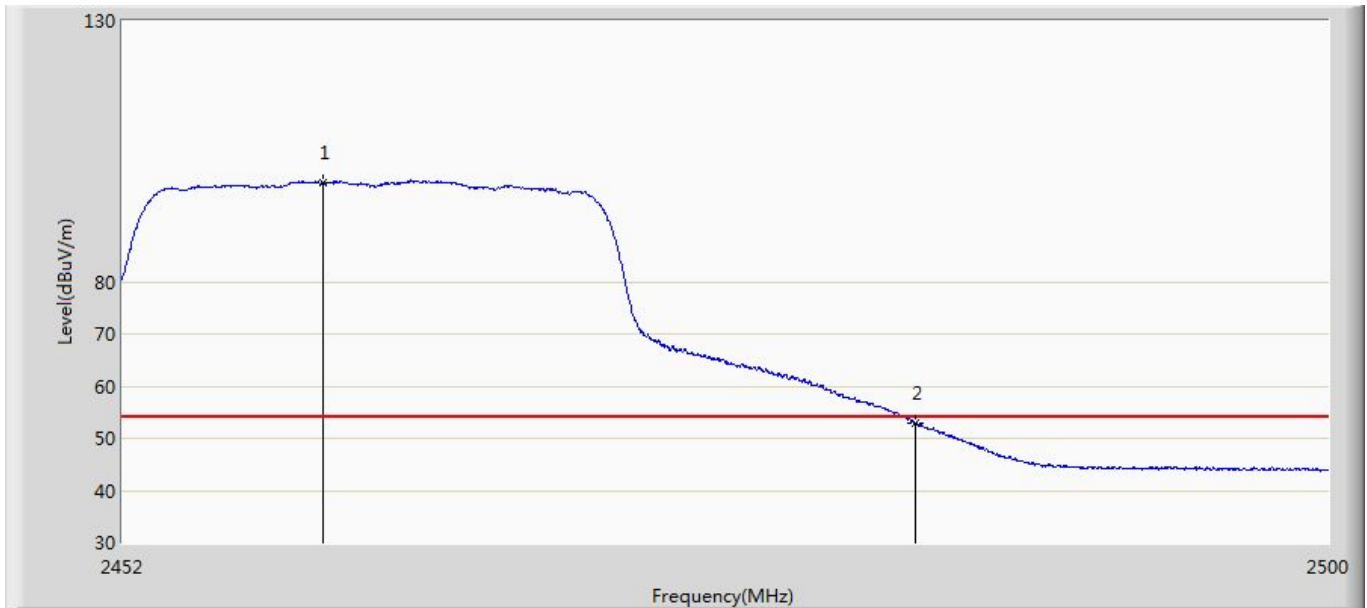
No	Mark	Frequency (MHz)	Measure Level (dBuV/m)	Reading Level (dBuV)	Over Limit (dB)	Limit (dBuV/m)	Factor (dB)	Type
1		2390.000	43.767	7.691	-10.233	54.000	36.076	AV
2	*	2413.488	91.056	54.883	N/A	N/A	36.174	AV

Site: AC5	Time: 2017/05/28- 14:43
Limit: FCC_Part15.209_RE(3m)	Margin: 0
Probe: Horn_3117_00165315(1-18GHz)	Polarity: Vertical
EUT: Xiaomi Router 3 Pro	Power: AC 120V/60Hz
Note: Mode 3:Transmit at CH2462MHz by 11N20 ant3	



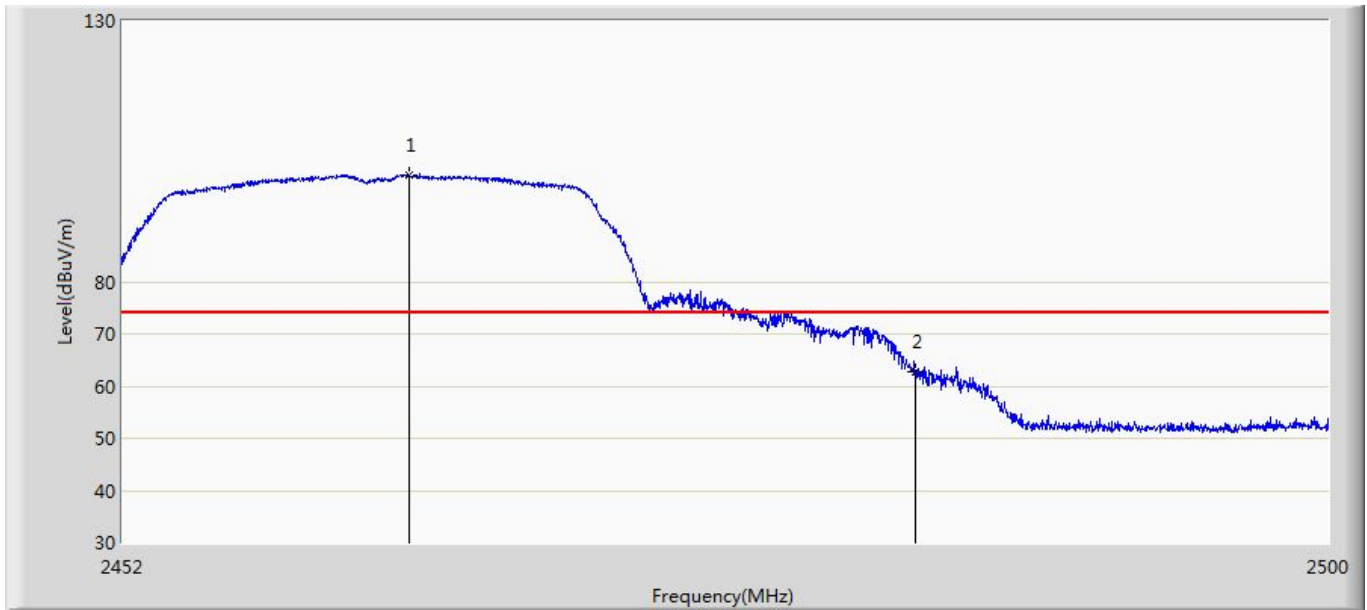
No	Mark	Frequency (MHz)	Measure Level (dBuV/m)	Reading Level (dBuV)	Over Limit (dB)	Limit (dBuV/m)	Factor (dB)	Type
1	*	2460.688	112.208	75.935	N/A	N/A	36.273	PK
2		2483.500	71.625	35.280	-2.375	74.000	36.345	PK

Site: AC5	Time: 2017/05/28- 14:45
Limit: FCC_Part15.209_RE(3m)	Margin: 0
Probe: Horn_3117_00165315(1-18GHz)	Polarity: Vertical
EUT: Xiaomi Router 3 Pro	Power: AC 120V/60Hz
Note: Mode 3:Transmit at CH2462MHz by 11N20 ant3	



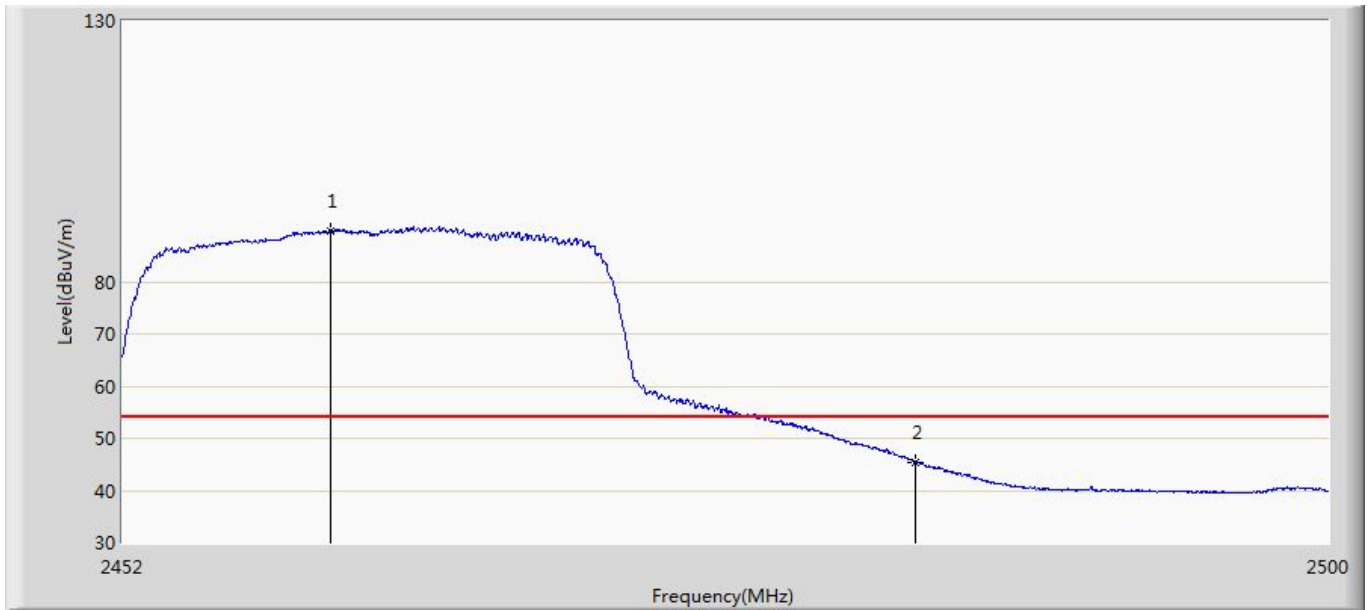
No	Mark	Frequency (MHz)	Measure Level (dBuV/m)	Reading Level (dBuV)	Over Limit (dB)	Limit (dBuV/m)	Factor (dB)	Type
1	*	2459.944	99.111	62.838	N/A	N/A	36.273	AV
2		2483.500	53.031	16.686	-0.969	54.000	36.345	AV

Site: AC5	Time: 2017/05/28- 14:48
Limit: FCC_Part15.209_RE(3m)	Margin: 0
Probe: Horn_3117_00165315(1-18GHz)	Polarity: Horizontal
EUT: Xiaomi Router 3 Pro	Power: AC 120V/60Hz
Note: Mode 3:Transmit at CH2462MHz by 11N20 ant3	



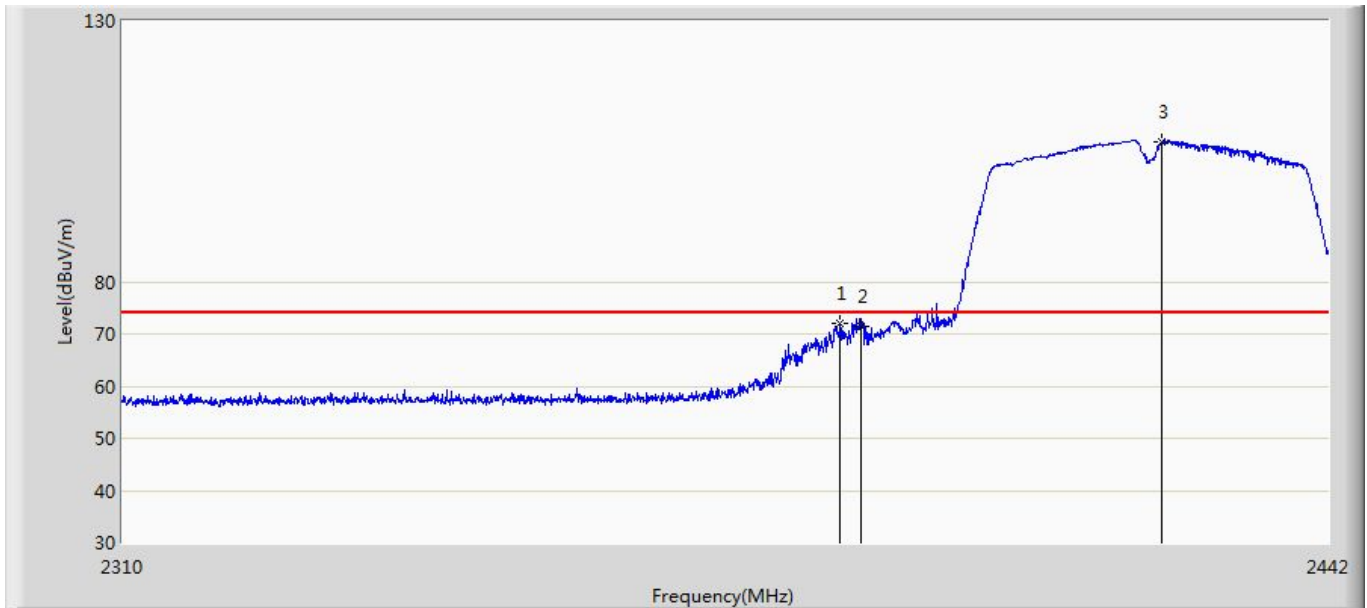
No	Mark	Frequency (MHz)	Measure Level (dBuV/m)	Reading Level (dBuV)	Over Limit (dB)	Limit (dBuV/m)	Factor (dB)	Type
1	*	2463.328	100.419	64.141	N/A	N/A	36.278	PK
2		2483.500	62.885	26.540	-11.115	74.000	36.345	PK

Site: AC5	Time: 2017/05/28- 14:50
Limit: FCC_Part15.209_RE(3m)	Margin: 0
Probe: Horn_3117_00165315(1-18GHz)	Polarity: Horizontal
EUT: Xiaomi Router 3 Pro	Power: AC 120V/60Hz
Note: Mode 3:Transmit at CH2462MHz by 11N20 ant3	



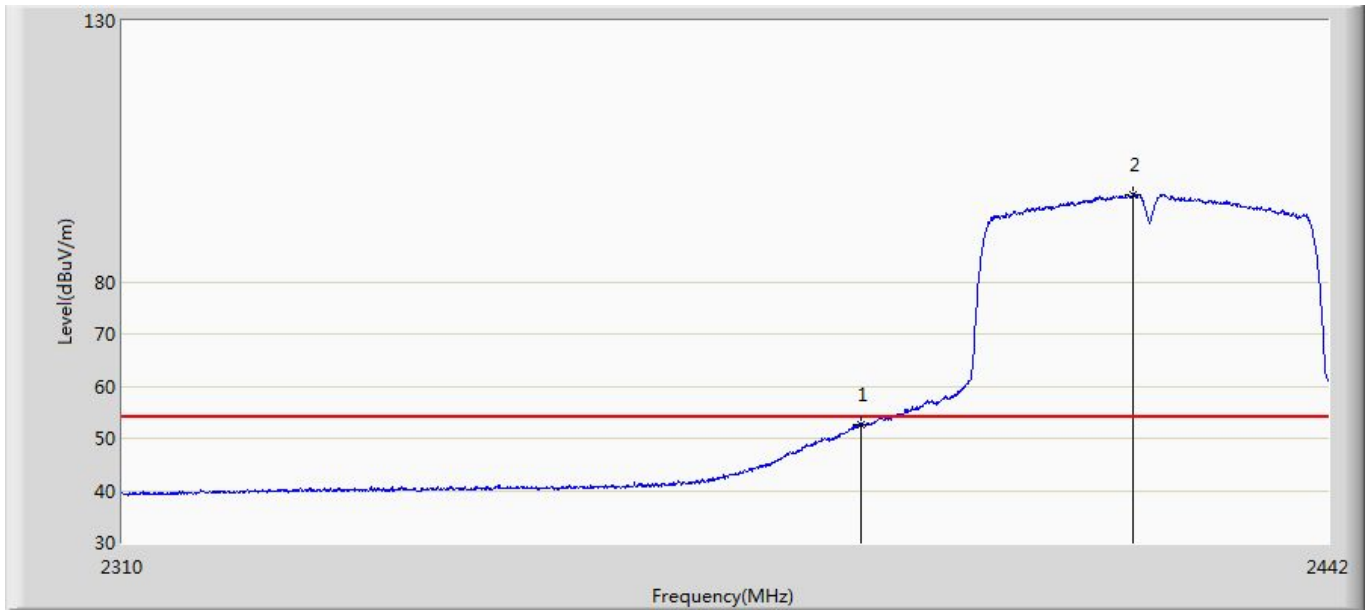
No	Mark	Frequency (MHz)	Measure Level (dBuV/m)	Reading Level (dBuV)	Over Limit (dB)	Limit (dBuV/m)	Factor (dB)	Type
1	*	2460.256	89.843	53.570	N/A	N/A	36.273	AV
2		2483.500	45.420	9.075	-8.580	54.000	36.345	AV

Site: AC5	Time: 2017/05/28- 14:52
Limit: FCC_Part15.209_RE(3m)	Margin: 0
Probe: Horn_3117_00165315(1-18GHz)	Polarity: Vertical
EUT: Xiaomi Router 3 Pro	Power: AC 120V/60Hz
Note: Mode 4:Transmit at CH2422MHz by 11n40 ant3	



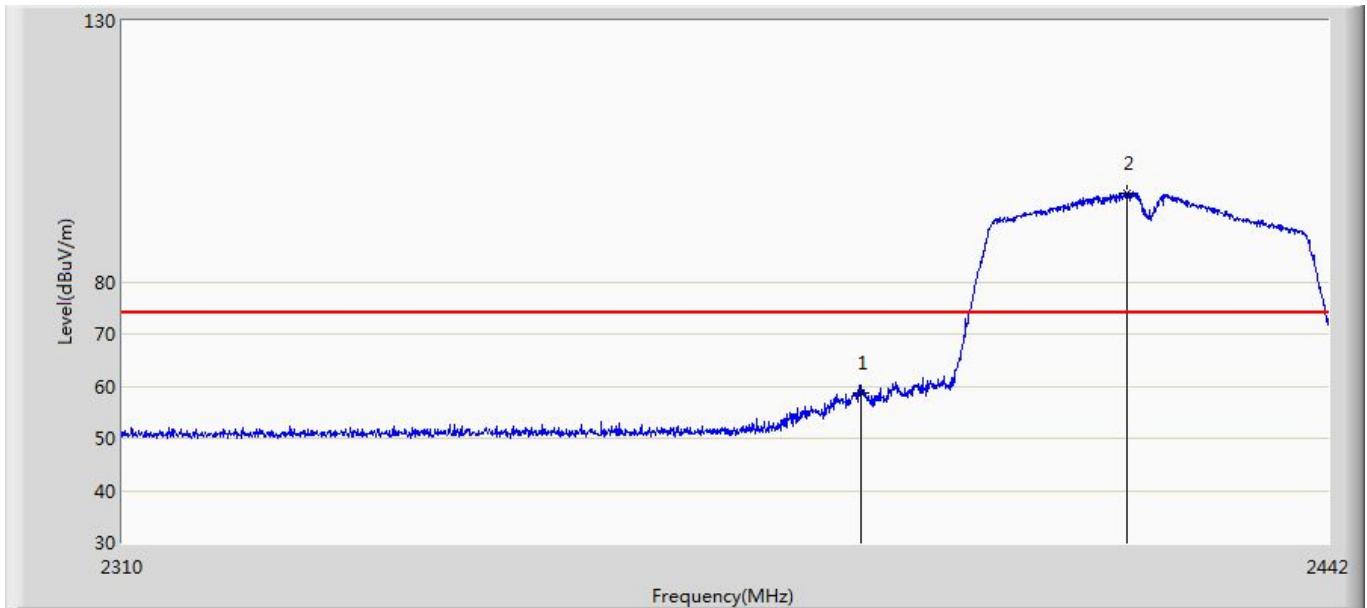
No	Mark	Frequency (MHz)	Measure Level (dBuV/m)	Reading Level (dBuV)	Over Limit (dB)	Limit (dBuV/m)	Factor (dB)	Type
1		2387.748	71.975	35.905	-2.025	74.000	36.070	PK
2		2390.000	71.543	35.467	-2.457	74.000	36.076	PK
3	*	2423.388	106.877	70.690	N/A	N/A	36.187	PK

Site: AC5	Time: 2017/05/28- 14:56
Limit: FCC_Part15.209_RE(3m)	Margin: 0
Probe: Horn_3117_00165315(1-18GHz)	Polarity: Vertical
EUT: Xiaomi Router 3 Pro	Power: AC 120V/60Hz
Note: Mode 4:Transmit at CH2422MHz by 11n40 ant3	



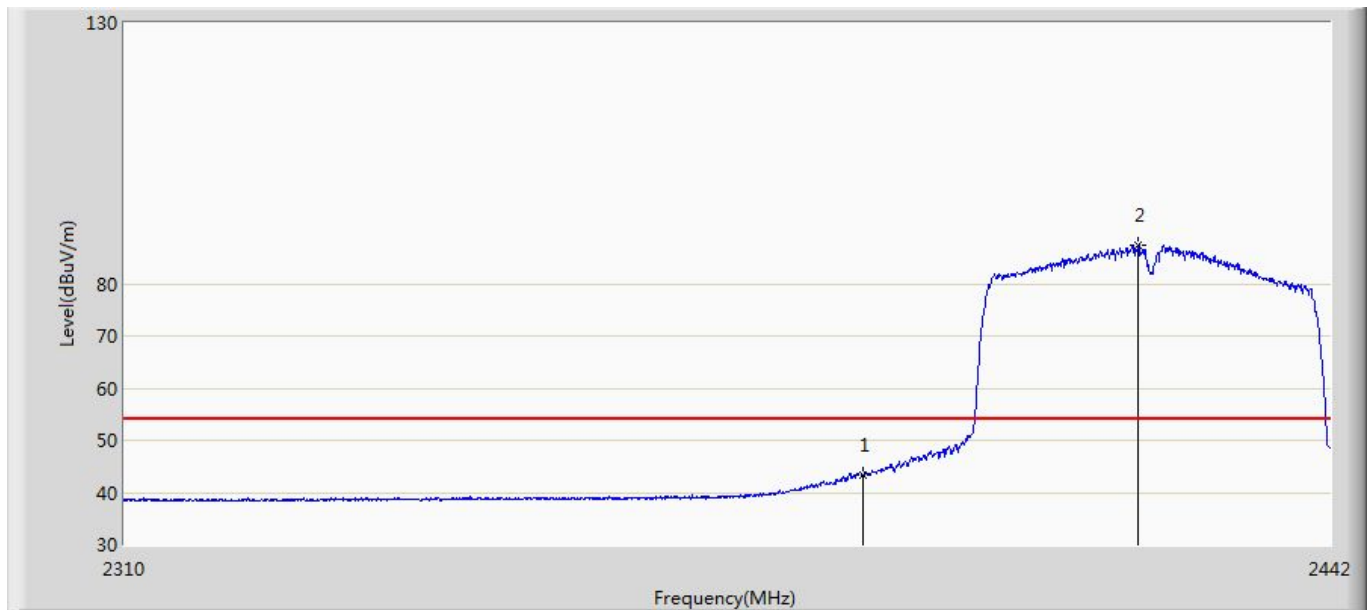
No	Mark	Frequency (MHz)	Measure Level (dBuV/m)	Reading Level (dBuV)	Over Limit (dB)	Limit (dBuV/m)	Factor (dB)	Type
1		2390.000	52.735	16.659	-1.265	54.000	36.076	AV
2	*	2420.088	96.637	60.455	N/A	N/A	36.182	AV

Site: AC5	Time: 2017/05/28- 14:58
Limit: FCC_Part15.209_RE(3m)	Margin: 0
Probe: Horn_3117_00165315(1-18GHz)	Polarity: Horizontal
EUT: Xiaomi Router 3 Pro	Power: AC 120V/60Hz
Note: Mode 4:Transmit at CH2422MHz by 11n40 ant3	



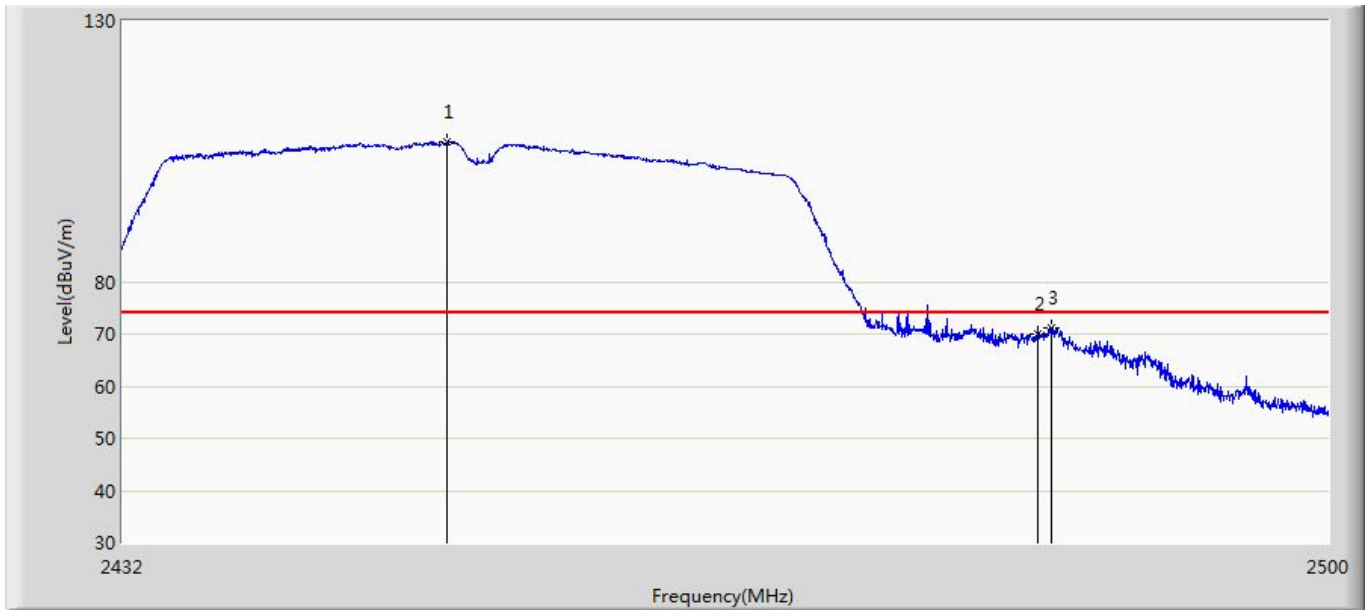
No	Mark	Frequency (MHz)	Measure Level (dBuV/m)	Reading Level (dBuV)	Over Limit (dB)	Limit (dBuV/m)	Factor (dB)	Type
1		2390.000	58.605	22.529	-15.395	74.000	36.076	PK
2	*	2419.494	96.970	60.789	N/A	N/A	36.182	PK

Site: AC5	Time: 2017/05/28- 15:00
Limit: FCC_Part15.209_RE(3m)	Margin: 0
Probe: Horn_3117_00165315(1-18GHz)	Polarity: Horizontal
EUT: Xiaomi Router 3 Pro	Power: AC 120V/60Hz
Note: Mode 4:Transmit at CH2422MHz by 11n40 ant3	



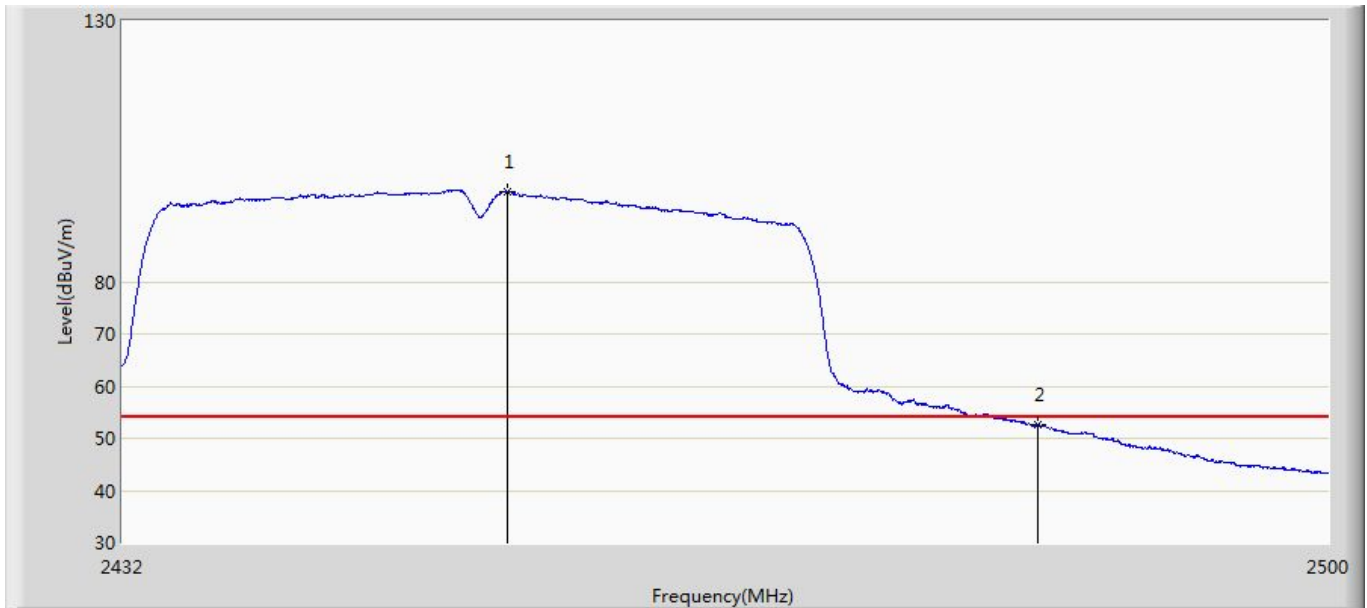
No	Mark	Frequency (MHz)	Measure Level (dBuV/m)	Reading Level (dBuV)	Over Limit (dB)	Limit (dBuV/m)	Factor (dB)	Type
1		2390.000	43.200	7.124	-10.800	54.000	36.076	AV
2	*	2420.550	87.372	51.189	N/A	N/A	36.183	AV

Site: AC5	Time: 2017/05/28- 15:26
Limit: FCC_Part15.209_RE(3m)	Margin: 0
Probe: Horn_3117_00165315(1-18GHz)	Polarity: Vertical
EUT: Xiaomi Router 3 Pro	Power: AC 120V/60Hz
Note: Mode 4:Transmit at CH2452MHz by 11n40 ant3	



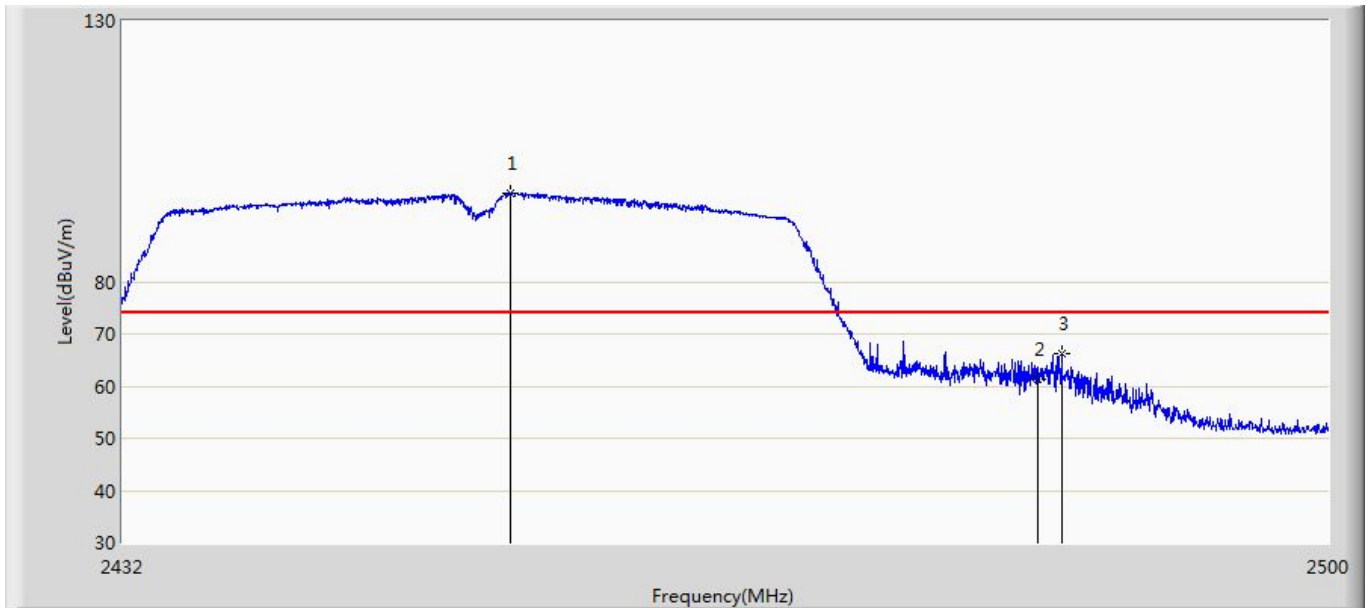
No	Mark	Frequency (MHz)	Measure Level (dBuV/m)	Reading Level (dBuV)	Over Limit (dB)	Limit (dBuV/m)	Factor (dB)	Type
1	*	2450.156	106.885	70.617	N/A	N/A	36.268	PK
2		2483.500	70.031	33.686	-3.969	74.000	36.345	PK
3		2484.258	71.168	34.820	-2.832	74.000	36.348	PK

Site: AC5	Time: 2017/05/28- 15:29
Limit: FCC_Part15.209_RE(3m)	Margin: 0
Probe: Horn_3117_00165315(1-18GHz)	Polarity: Vertical
EUT: Xiaomi Router 3 Pro	Power: AC 120V/60Hz
Note: Mode 4:Transmit at CH2452MHz by 11n40 ant3	



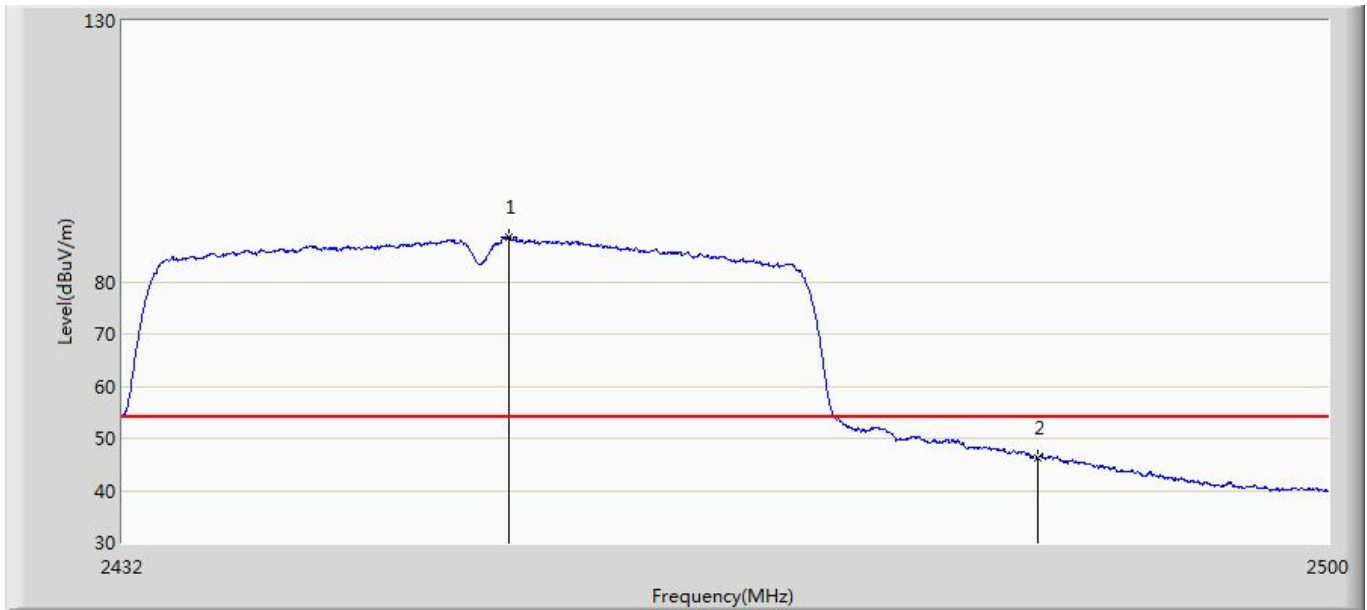
No	Mark	Frequency (MHz)	Measure Level (dBuV/m)	Reading Level (dBuV)	Over Limit (dB)	Limit (dBuV/m)	Factor (dB)	Type
1	*	2453.488	97.260	60.991	N/A	N/A	36.269	AV
2		2483.500	52.487	16.142	-1.513	54.000	36.345	AV

Site: AC5	Time: 2017/05/28- 19:17
Limit: FCC_Part15.209_RE(3m)	Margin: 0
Probe: Horn_3117_00165315(1-18GHz)	Polarity: Horizontal
EUT: Xiaomi Router 3 Pro	Power: AC 120V/60Hz
Note: Mode 4:Transmit at CH2452MHz by 11n40 ant3	



No	Mark	Frequency (MHz)	Measure Level (dBuV/m)	Reading Level (dBuV)	Over Limit (dB)	Limit (dBuV/m)	Factor (dB)	Type
1	*	2453.726	96.996	60.726	N/A	N/A	36.270	PK
2		2483.500	61.309	24.964	-12.691	74.000	36.345	PK
3		2484.802	66.180	29.830	-7.820	74.000	36.351	PK

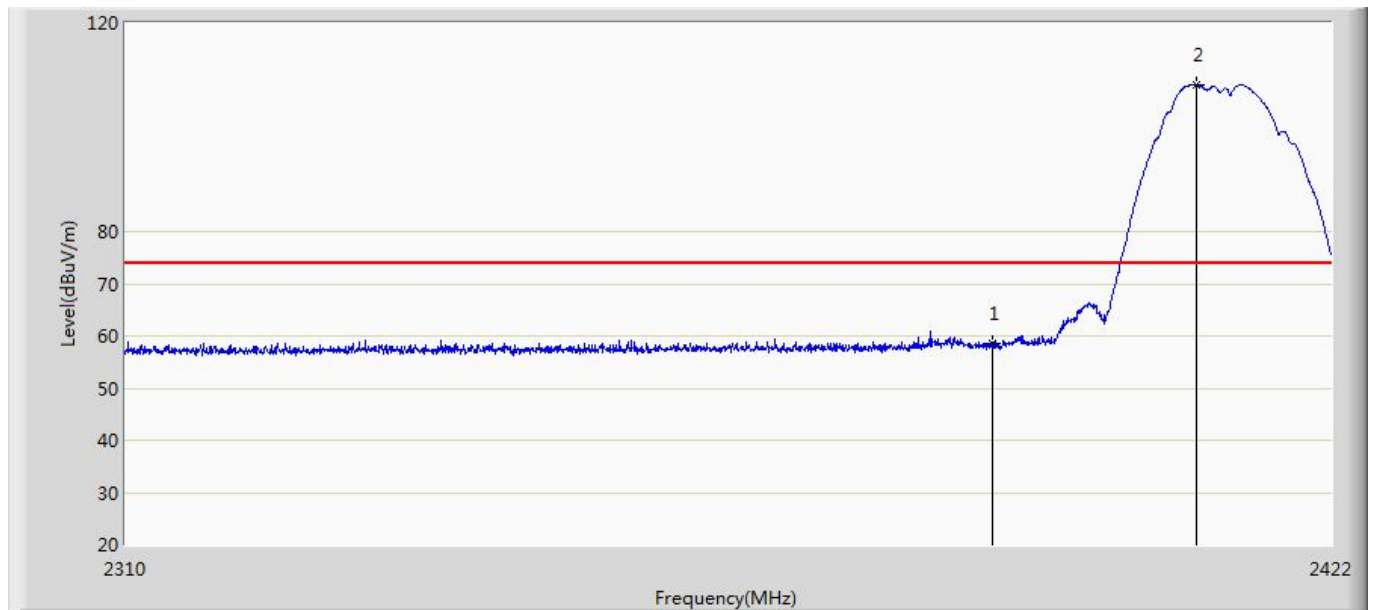
Site: AC5	Time: 2017/05/28- 19:19
Limit: FCC_Part15.209_RE(3m)	Margin: 0
Probe: Horn_3117_00165315(1-18GHz)	Polarity: Horizontal
EUT: Xiaomi Router 3 Pro	Power: AC 120V/60Hz
Note: Mode 4:Transmit at CH2452MHz by 11n40 ant3	



No	Mark	Frequency (MHz)	Measure Level (dBuV/m)	Reading Level (dBuV)	Over Limit (dB)	Limit (dBuV/m)	Factor (dB)	Type
1	*	2453.590	88.562	52.292	N/A	N/A	36.270	AV
2		2483.500	46.274	9.929	-7.726	54.000	36.345	AV

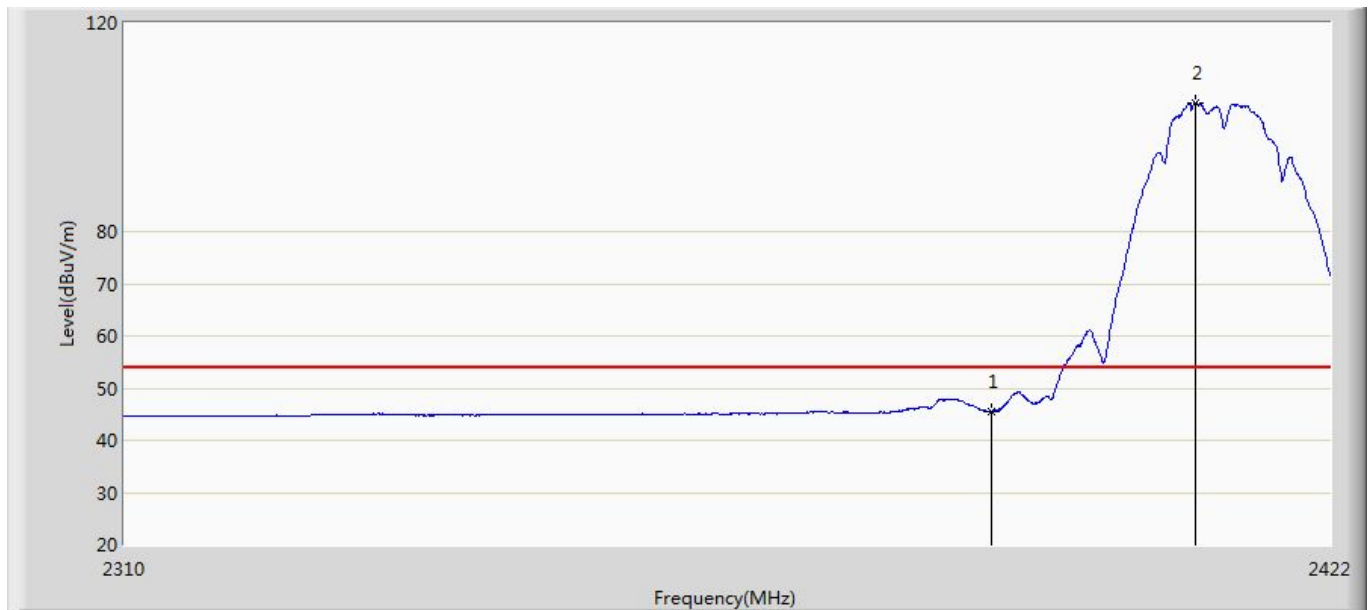
CDD Mode:

Site: AC5	Time:2017/05/29 - 15:29
Limit: FCC_Part15.209_RE(3m)	Margin: 0
Probe: Horn_3117_00165315(1-18GHz)	Polarity: Horizontal
EUT: Xiaomi Router 3 Pro	Power: AC 120V/60Hz
Note: Mode 5:Transmit at CH2412MHz by 11b	



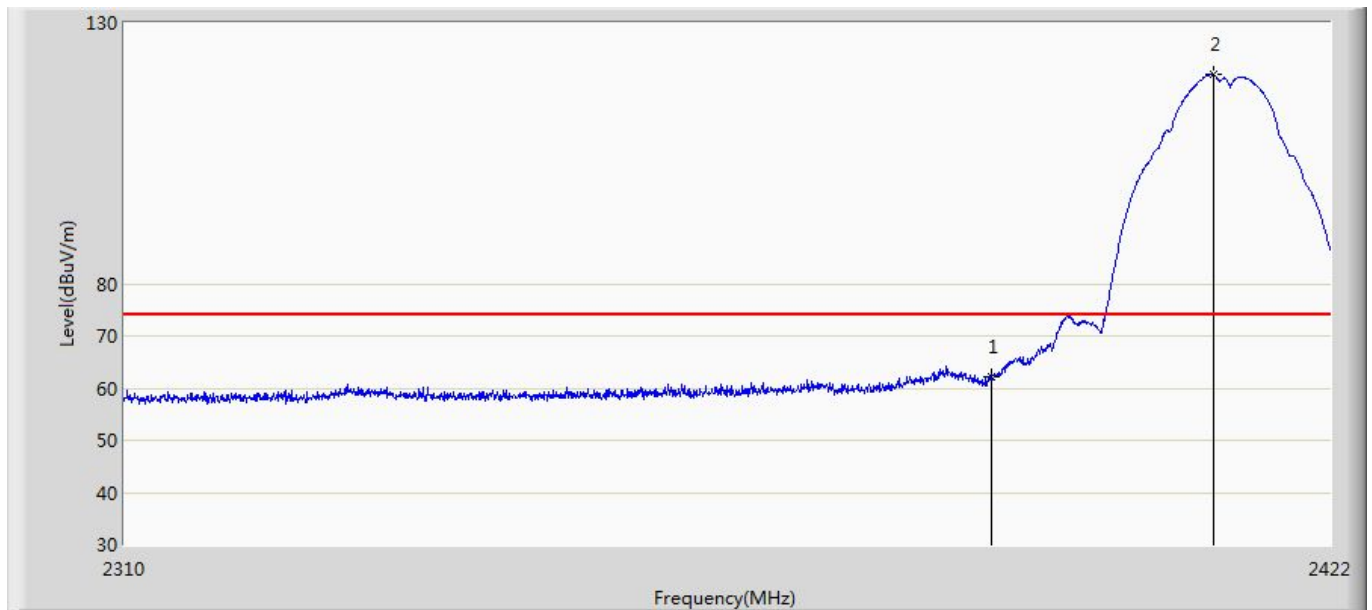
No	Mark	Frequency (MHz)	Measure Level (dBuV/m)	Reading Level (dBuV)	Over Limit (dB)	Limit (dBuV/m)	Factor (dB)	Type
1		2390.000	58.479	22.403	-15.521	74.000	36.076	PK
2	*	2409.232	108.100	71.939	N/A	N/A	36.161	PK

Site: AC5	Time:2017/05/29 - 15:32
Limit: FCC_Part15.209_RE(3m)	Margin: 0
Probe: Horn_3117_00165315(1-18GHz)	Polarity: Horizontal
EUT: Xiaomi Router 3 Pro	Power: AC 120V/60Hz
Note: Mode 5:Transmit at CH2412MHz by 11b	



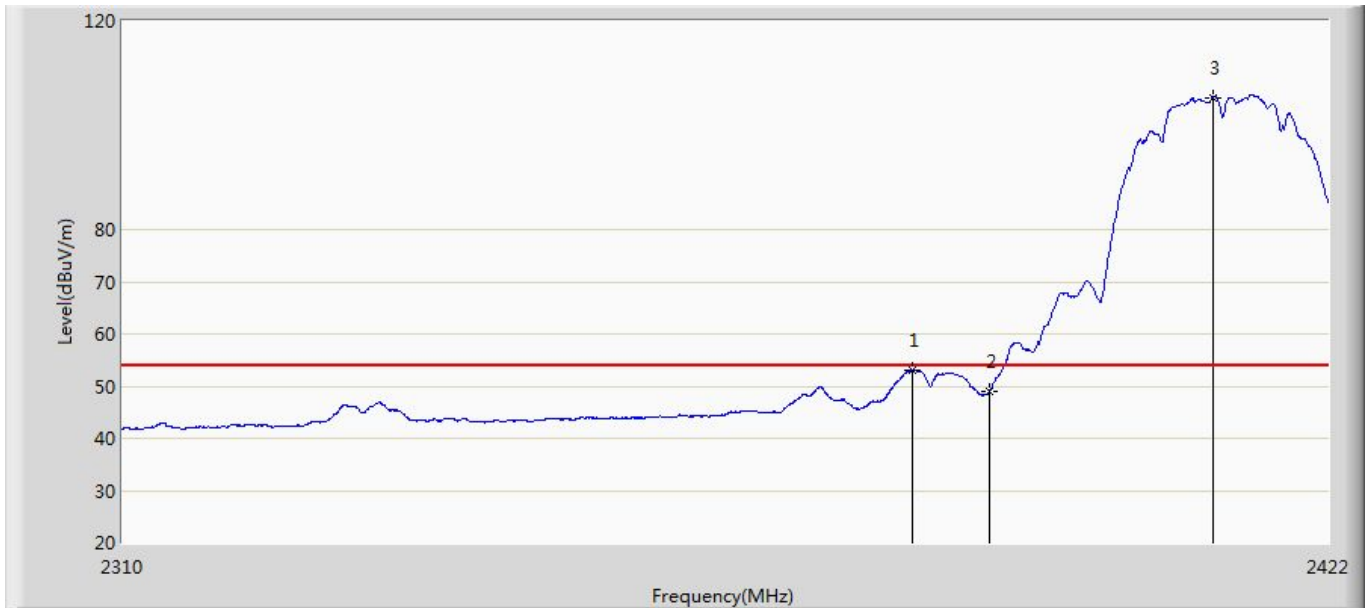
No	Mark	Frequency (MHz)	Measure Level (dBuV/m)	Reading Level (dBuV)	Over Limit (dB)	Limit (dBuV/m)	Factor (dB)	Type
1		2390.000	45.584	9.508	-8.416	54.000	36.076	AV
2	*	2409.232	104.660	68.499	N/A	N/A	36.161	AV

Site: AC5	Time:2017/05/29 - 15:40
Limit: FCC_Part15.209_RE(3m)	Margin: 0
Probe: Horn_3117_00165315(1-18GHz)	Polarity: Vertical
EUT: Xiaomi Router 3 Pro	Power: AC 120V/60Hz
Note: Mode 5:Transmit at CH2412MHz by 11b	



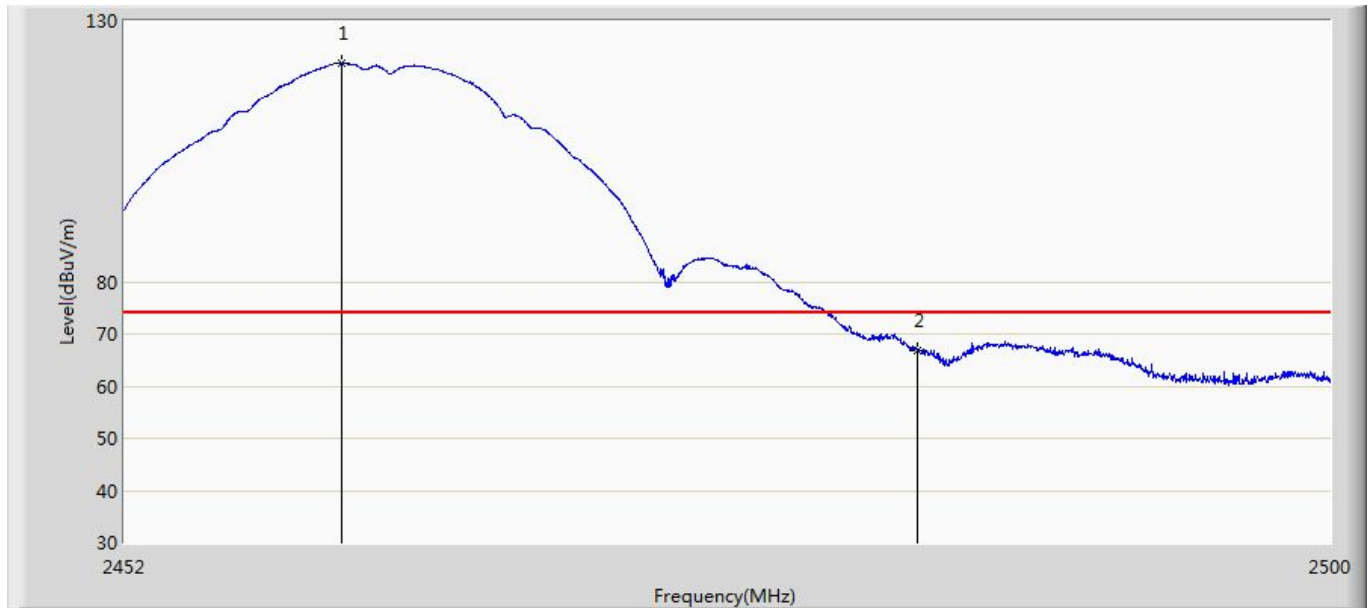
No	Mark	Frequency (MHz)	Measure Level (dBuV/m)	Reading Level (dBuV)	Over Limit (dB)	Limit (dBuV/m)	Factor (dB)	Type
1		2390.000	62.036	25.960	-11.964	74.000	36.076	PK
2	*	2411.024	120.027	83.857	N/A	N/A	36.170	PK

Site: AC5	Time:2017/05/29 - 15:42
Limit: FCC_Part15.209_RE(3m)	Margin: 0
Probe: Horn_3117_00165315(1-18GHz)	Polarity: Vertical
EUT: Xiaomi Router 3 Pro	Power: AC 120V/60Hz
Note: Mode 5:Transmit at CH2412MHz by 11b	



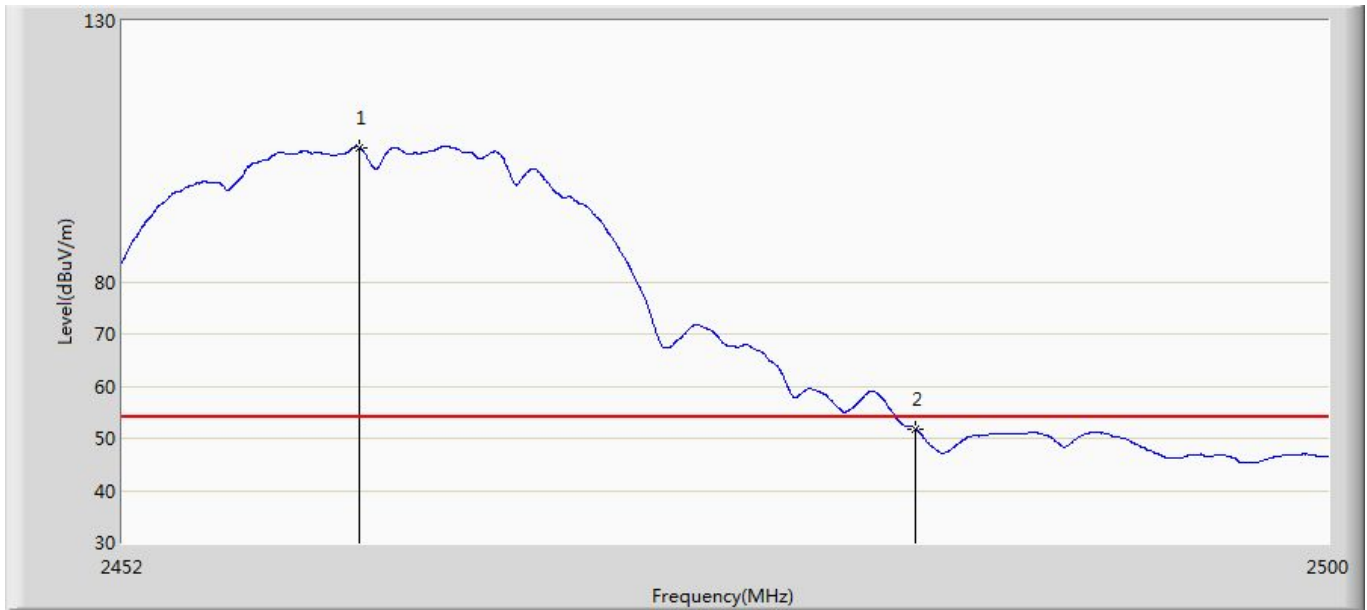
No	Mark	Frequency (MHz)	Measure Level (dBuV/m)	Reading Level (dBuV)	Over Limit (dB)	Limit (dBuV/m)	Factor (dB)	Type
1		2382.800	53.111	17.056	-0.889	54.000	36.055	AV
2		2390.000	48.928	12.852	-5.072	54.000	36.076	AV
3	*	2411.080	105.354	69.184	N/A	N/A	36.170	AV

Site: AC5	Time:2017/05/29 - 15:51
Limit: FCC_Part15.209_RE(3m)	Margin: 0
Probe: Horn_3117_00165315(1-18GHz)	Polarity: Vertical
EUT: Xiaomi Router 3 Pro	Power: AC 120V/60Hz
Note: Mode 5:Transmit at CH2462MHz by 11b	



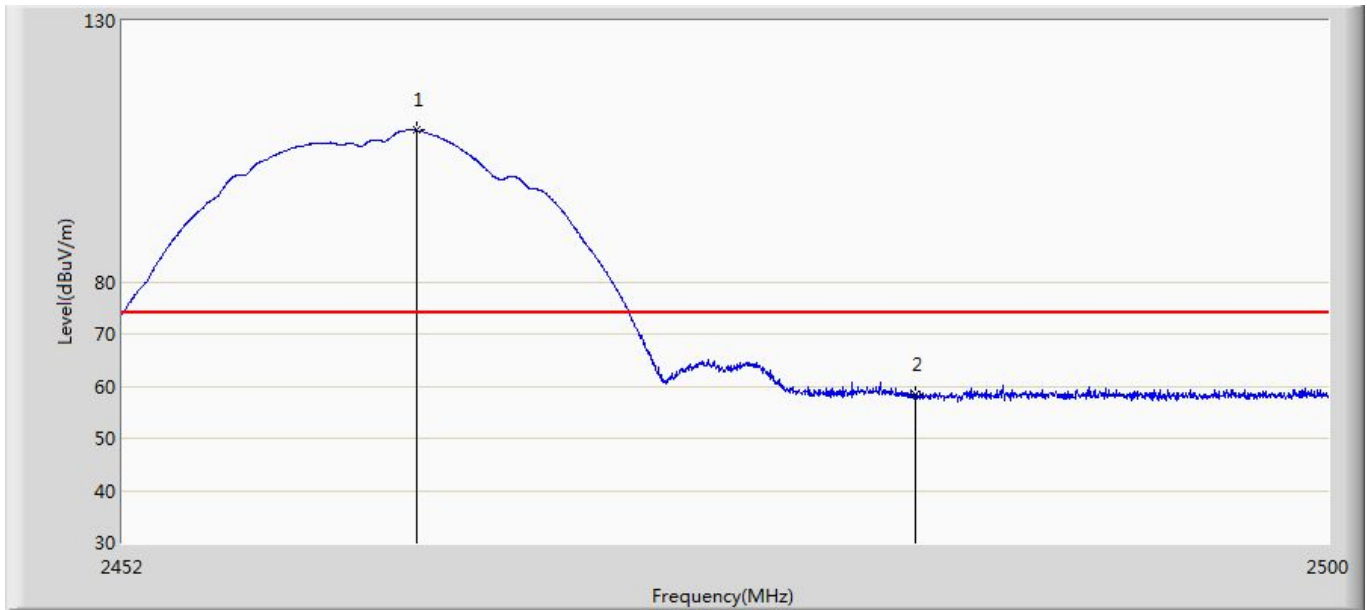
No	Mark	Frequency (MHz)	Measure Level (dBuV/m)	Reading Level (dBuV)	Over Limit (dB)	Limit (dBuV/m)	Factor (dB)	Type
1	*	2460.616	121.829	85.556	N/A	N/A	36.273	PK
2		2483.500	66.795	30.450	-7.205	74.000	36.345	PK

Site: AC5	Time:2017/05/29 - 15:53
Limit: FCC_Part15.209_RE(3m)	Margin: 0
Probe: Horn_3117_00165315(1-18GHz)	Polarity: Vertical
EUT: Xiaomi Router 3 Pro	Power: AC 120V/60Hz
Note: Mode 5:Transmit at CH2462MHz by 11b	



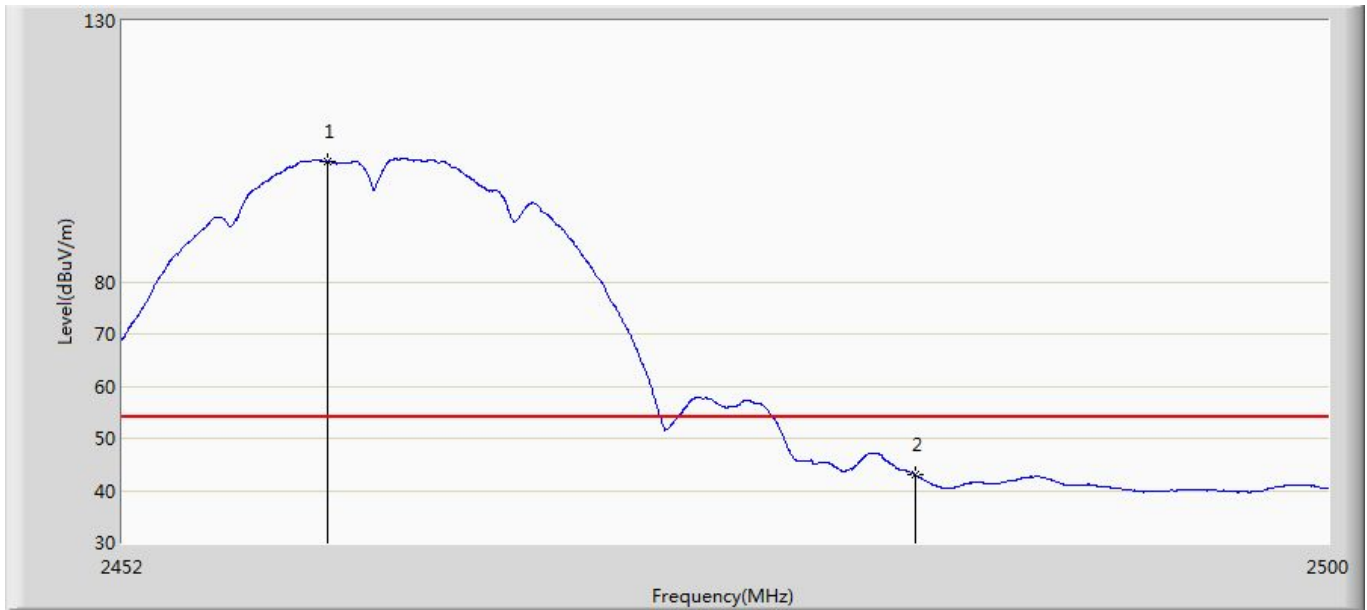
No	Mark	Frequency (MHz)	Measure Level (dBuV/m)	Reading Level (dBuV)	Over Limit (dB)	Limit (dBuV/m)	Factor (dB)	Type
1	*	2461.360	105.762	69.488	N/A	N/A	36.274	AV
2		2483.500	51.735	15.390	-2.265	54.000	36.345	AV

Site: AC5	Time:2017/05/29 - 15:59
Limit: FCC_Part15.209_RE(3m)	Margin: 0
Probe: Horn_3117_00165315(1-18GHz)	Polarity: Horizontal
EUT: Xiaomi Router 3 Pro	Power: AC 120V/60Hz
Note: Mode 5:Transmit at CH2462MHz by 11b	



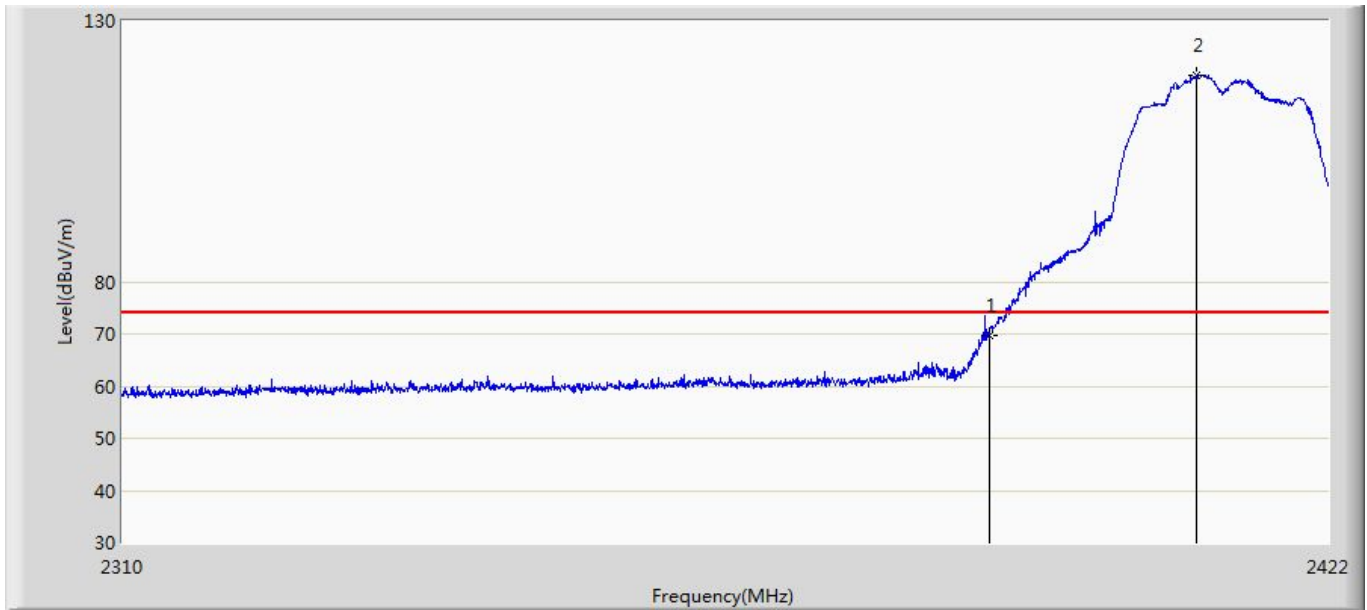
No	Mark	Frequency (MHz)	Measure Level (dBuV/m)	Reading Level (dBuV)	Over Limit (dB)	Limit (dBuV/m)	Factor (dB)	Type
1	*	2463.616	109.054	72.775	N/A	N/A	36.279	PK
2		2483.500	58.349	22.004	-15.651	74.000	36.345	PK

Site: AC5	Time:2017/05/29 - 16:00
Limit: FCC_Part15.209_RE(3m)	Margin: 0
Probe: Horn_3117_00165315(1-18GHz)	Polarity: Horizontal
EUT: Xiaomi Router 3 Pro	Power: AC 120V/60Hz
Note: Mode 5:Transmit at CH2462MHz by 11b	



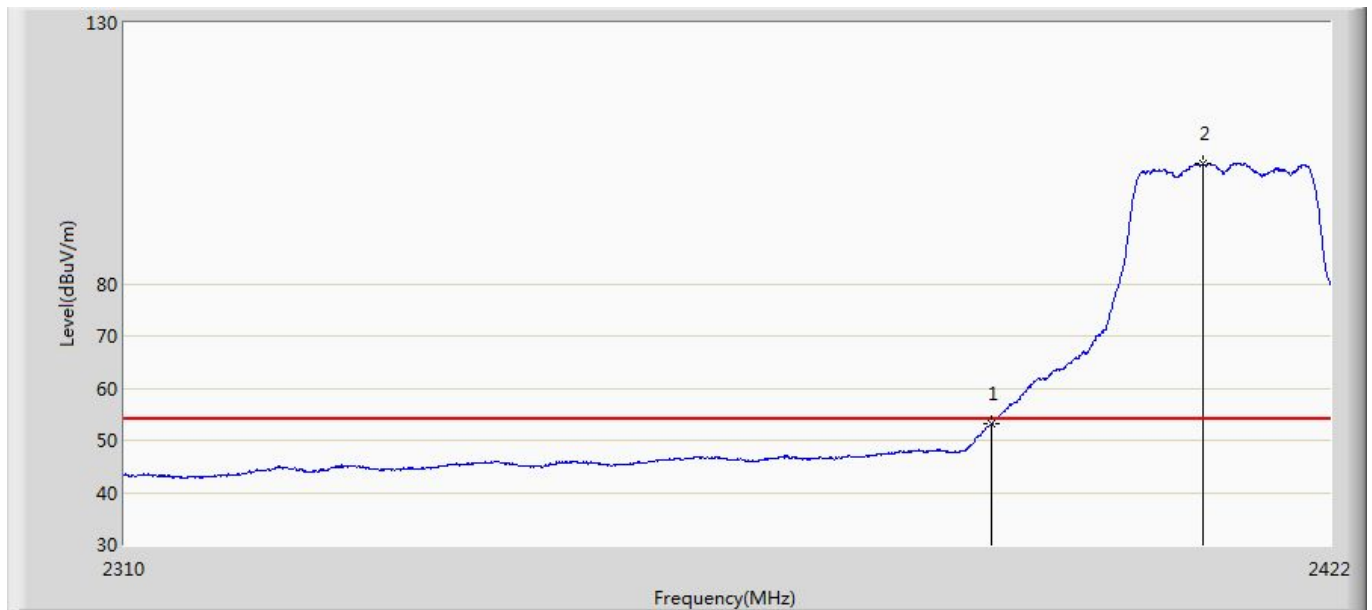
No	Mark	Frequency (MHz)	Measure Level (dBuV/m)	Reading Level (dBuV)	Over Limit (dB)	Limit (dBuV/m)	Factor (dB)	Type
1	*	2460.088	103.143	66.870	N/A	N/A	36.273	AV
2		2483.500	42.916	6.571	-11.084	54.000	36.345	AV

Site: AC5	Time:2017/05/29 - 16:03
Limit: FCC_Part15.209_RE(3m)	Margin: 0
Probe: Horn_3117_00165315(1-18GHz)	Polarity: Vertical
EUT: Xiaomi Router 3 Pro	Power: AC 120V/60Hz
Note: Mode 6:Transmit at CH2412MHz by 11g	



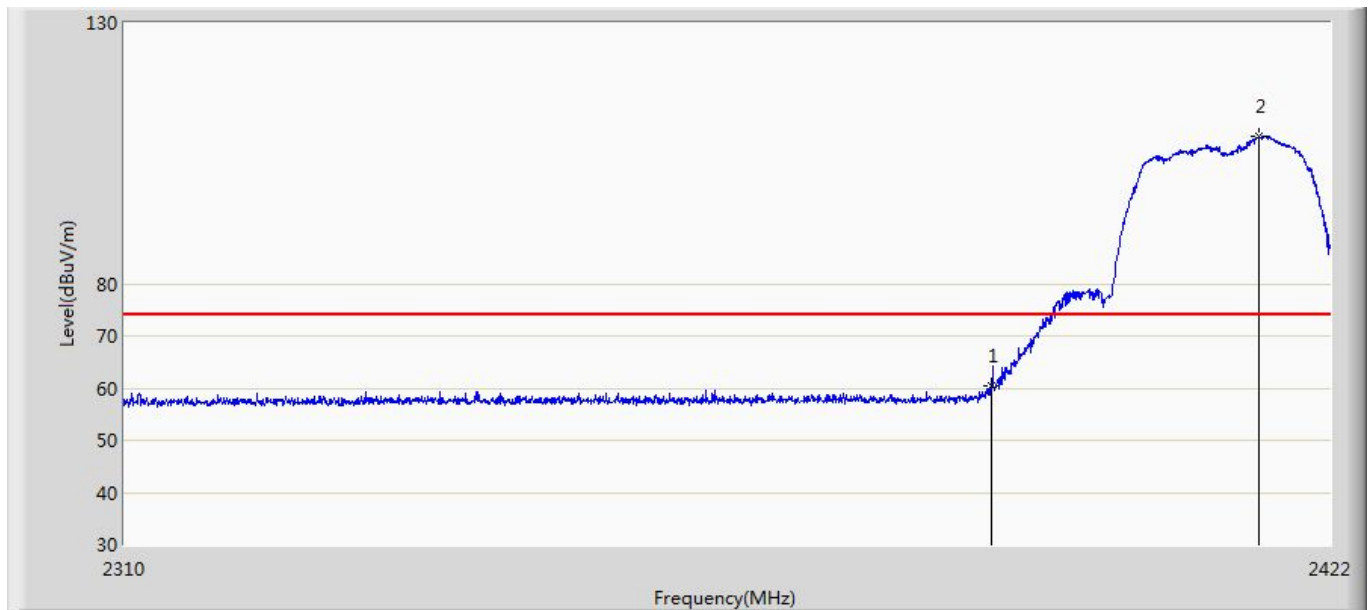
No	Mark	Frequency (MHz)	Measure Level (dBuV/m)	Reading Level (dBuV)	Over Limit (dB)	Limit (dBuV/m)	Factor (dB)	Type
1		2390.000	69.685	33.609	-4.315	74.000	36.076	PK
2	*	2409.512	119.425	83.262	N/A	N/A	36.163	PK

Site: AC5	Time:2017/05/29 - 16:06
Limit: FCC_Part15.209_RE(3m)	Margin: 0
Probe: Horn_3117_00165315(1-18GHz)	Polarity: Vertical
EUT: Xiaomi Router 3 Pro	Power: AC 120V/60Hz
Note: Mode 6:Transmit at CH2412MHz by 11g	



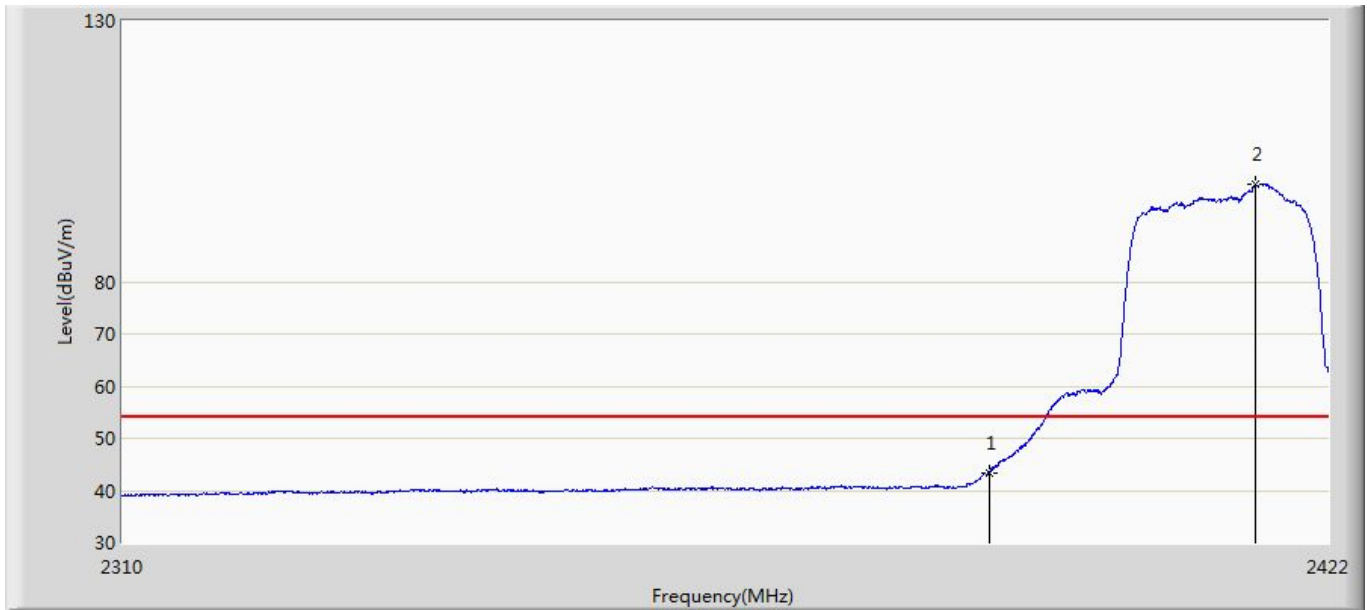
No	Mark	Frequency (MHz)	Measure Level (dBuV/m)	Reading Level (dBuV)	Over Limit (dB)	Limit (dBuV/m)	Factor (dB)	Type
1		2390.000	53.087	17.011	-0.913	54.000	36.076	AV
2	*	2409.960	103.064	66.899	N/A	N/A	36.165	AV

Site: AC5	Time:2017/05/29 - 16:14
Limit: FCC_Part15.209_RE(3m)	Margin: 0
Probe: Horn_3117_00165315(1-18GHz)	Polarity: Horizontal
EUT: Xiaomi Router 3 Pro	Power: AC 120V/60Hz
Note: Mode 6:Transmit at CH2412MHz by 11g	



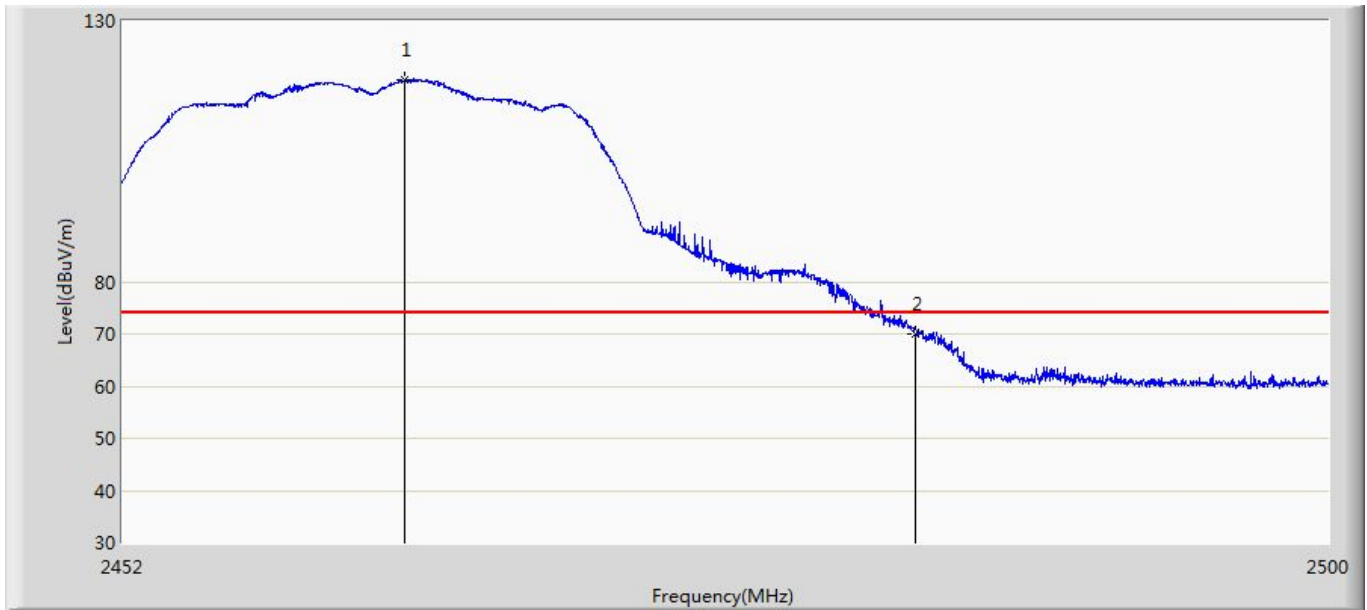
No	Mark	Frequency (MHz)	Measure Level (dBuV/m)	Reading Level (dBuV)	Over Limit (dB)	Limit (dBuV/m)	Factor (dB)	Type
1		2390.000	60.481	24.405	-13.519	74.000	36.076	PK
2	*	2415.280	108.151	71.975	N/A	N/A	36.176	PK

Site: AC5	Time:2017/05/29 - 16:16
Limit: FCC_Part15.209_RE(3m)	Margin: 0
Probe: Horn_3117_00165315(1-18GHz)	Polarity: Horizontal
EUT: Xiaomi Router 3 Pro	Power: 120V/60Hz
Note: Mode 6:Transmit at CH2412MHz by 11g	



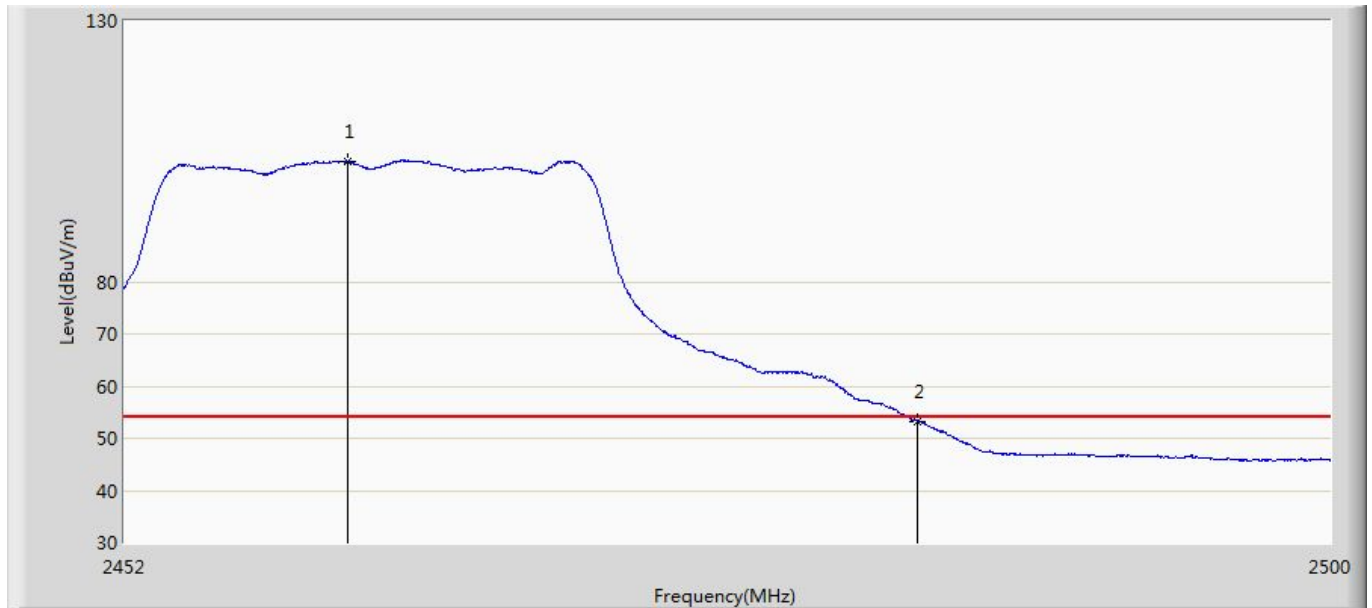
No	Mark	Frequency (MHz)	Measure Level (dBuV/m)	Reading Level (dBuV)	Over Limit (dB)	Limit (dBuV/m)	Factor (dB)	Type
1		2390.000	43.467	7.391	-10.533	54.000	36.076	AV
2	*	2415.112	98.597	62.421	N/A	N/A	36.175	AV

Site: AC5	Time:2017/05/29 - 16:18
Limit: FCC_Part15.209_RE(3m)	Margin: 0
Probe: Horn_3117_00165315(1-18GHz)	Polarity: Vertical
EUT: Xiaomi Router 3 Pro	Power: 120V/60Hz
Note: Mode 6:Transmit at CH2462MHz by 11g	



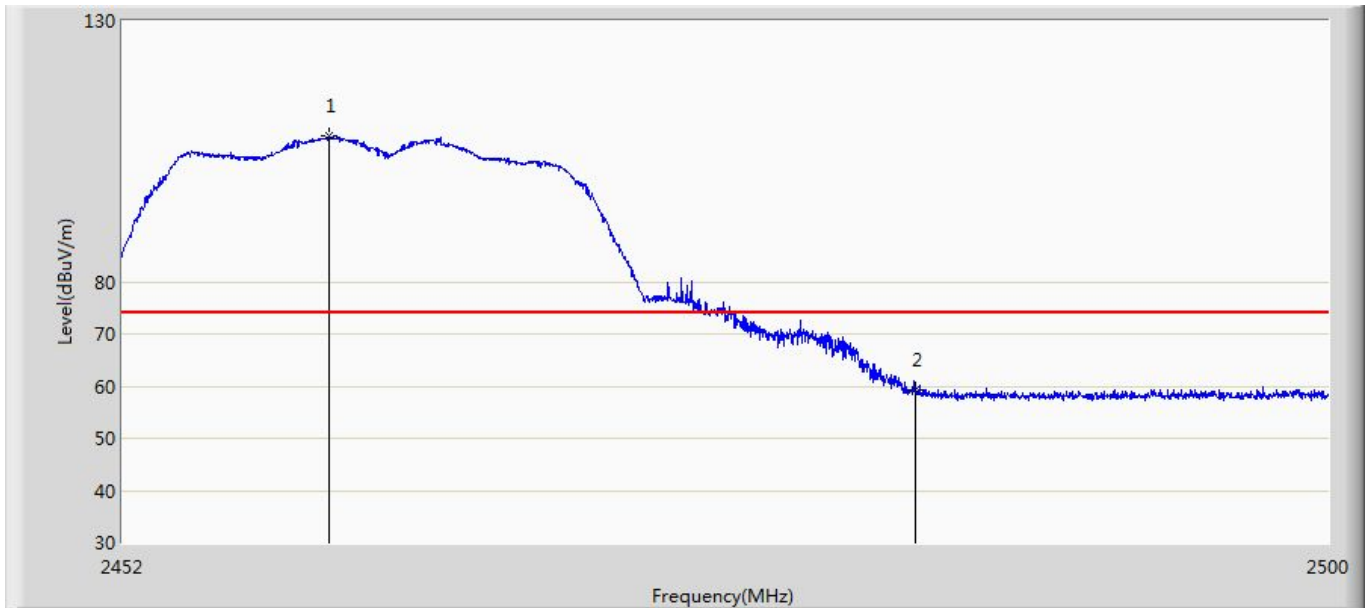
No	Mark	Frequency (MHz)	Measure Level (dBuV/m)	Reading Level (dBuV)	Over Limit (dB)	Limit (dBuV/m)	Factor (dB)	Type
1	*	2463.136	118.699	82.421	N/A	N/A	36.278	PK
2		2483.500	69.939	33.594	-4.061	74.000	36.345	PK

Site: AC5	Time:2017/05/29 - 16:20
Limit: FCC_Part15.209_RE(3m)	Margin: 0
Probe: Horn_3117_00165315(1-18GHz)	Polarity: Vertical
EUT: Xiaomi Router 3 Pro	Power: 120V/60Hz
Note: Mode 6:Transmit at CH2462MHz by 11g	



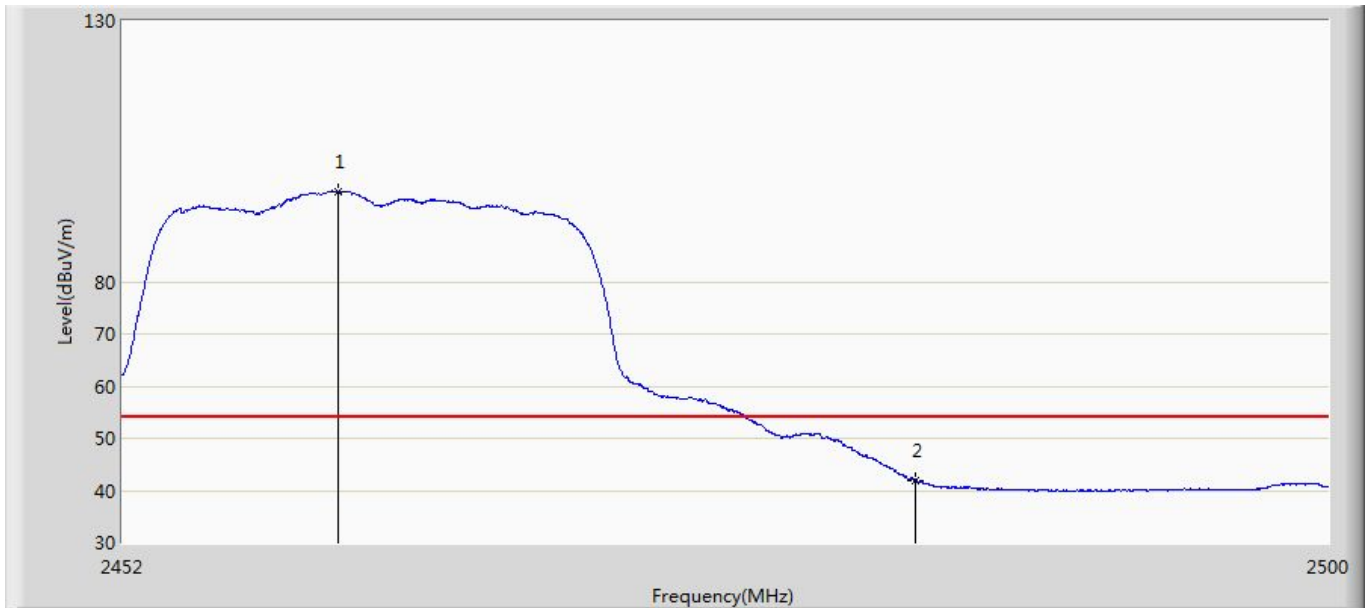
No	Mark	Frequency (MHz)	Measure Level (dBuV/m)	Reading Level (dBuV)	Over Limit (dB)	Limit (dBuV/m)	Factor (dB)	Type
1	*	2460.832	103.050	66.777	N/A	N/A	36.273	AV
2		2483.500	53.277	16.932	-0.723	54.000	36.345	AV

Site: AC5	Time:2017/05/29 - 16:23
Limit: FCC_Part15.209_RE(3m)	Margin: 0
Probe: Horn_3117_00165315(1-18GHz)	Polarity: Horizontal
EUT: Xiaomi Router 3 Pro	Power: 120V/60Hz
Note: Mode 6:Transmit at CH2462MHz by 11g	



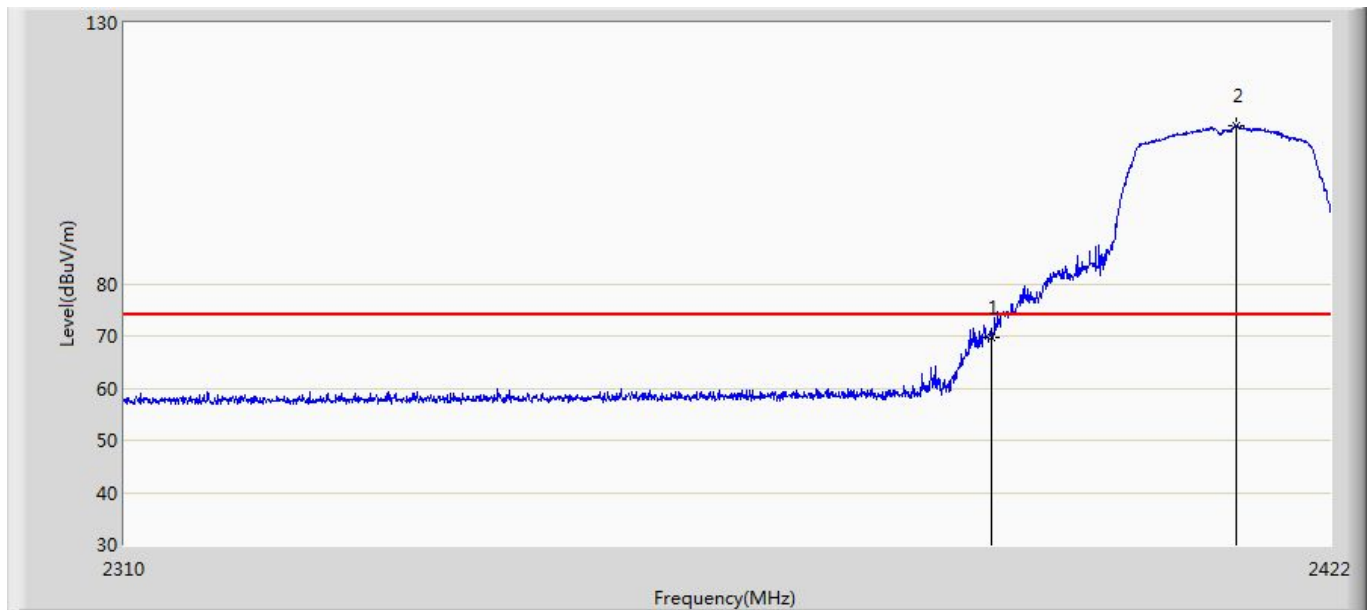
No	Mark	Frequency (MHz)	Measure Level (dBuV/m)	Reading Level (dBuV)	Over Limit (dB)	Limit (dBuV/m)	Factor (dB)	Type
1	*	2460.160	107.866	71.593	N/A	N/A	36.273	PK
2		2483.500	59.143	22.798	-14.857	74.000	36.345	PK

Site: AC5	Time:2017/05/29 - 16:25
Limit: FCC_Part15.209_RE(3m)	Margin: 0
Probe: Horn_3117_00165315(1-18GHz)	Polarity: Horizontal
EUT: Xiaomi Router 3 Pro	Power: 120V/60Hz
Note: Mode 6:Transmit at CH2462MHz by 11g	



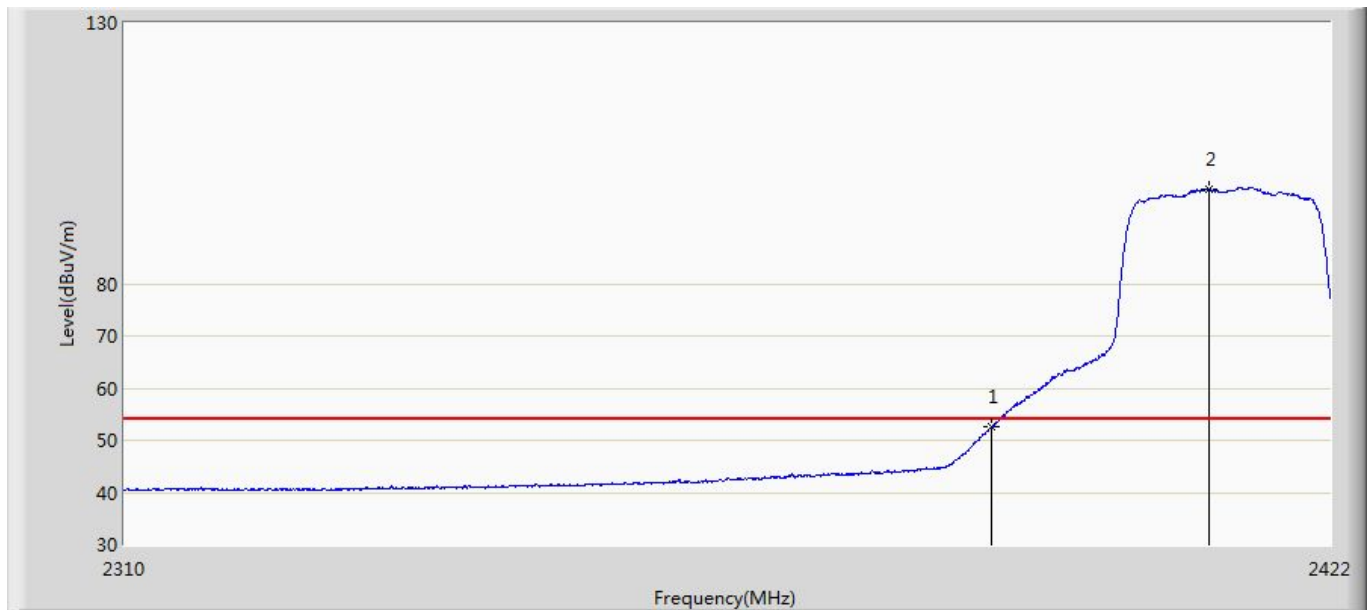
No	Mark	Frequency (MHz)	Measure Level (dBuV/m)	Reading Level (dBuV)	Over Limit (dB)	Limit (dBuV/m)	Factor (dB)	Type
1	*	2460.544	97.288	61.015	N/A	N/A	36.273	AV
2		2483.500	41.882	5.537	-12.118	54.000	36.345	AV

Site: AC5	Time:2017/05/29 - 16:26
Limit: FCC_Part15.209_RE(3m)	Margin: 0
Probe: Horn_3117_00165315(1-18GHz)	Polarity: Vertical
EUT: Xiaomi Router 3 Pro	Power: AC 120V/60Hz
Note: Mode 7:Transmit at CH2412MHz by 11n20	



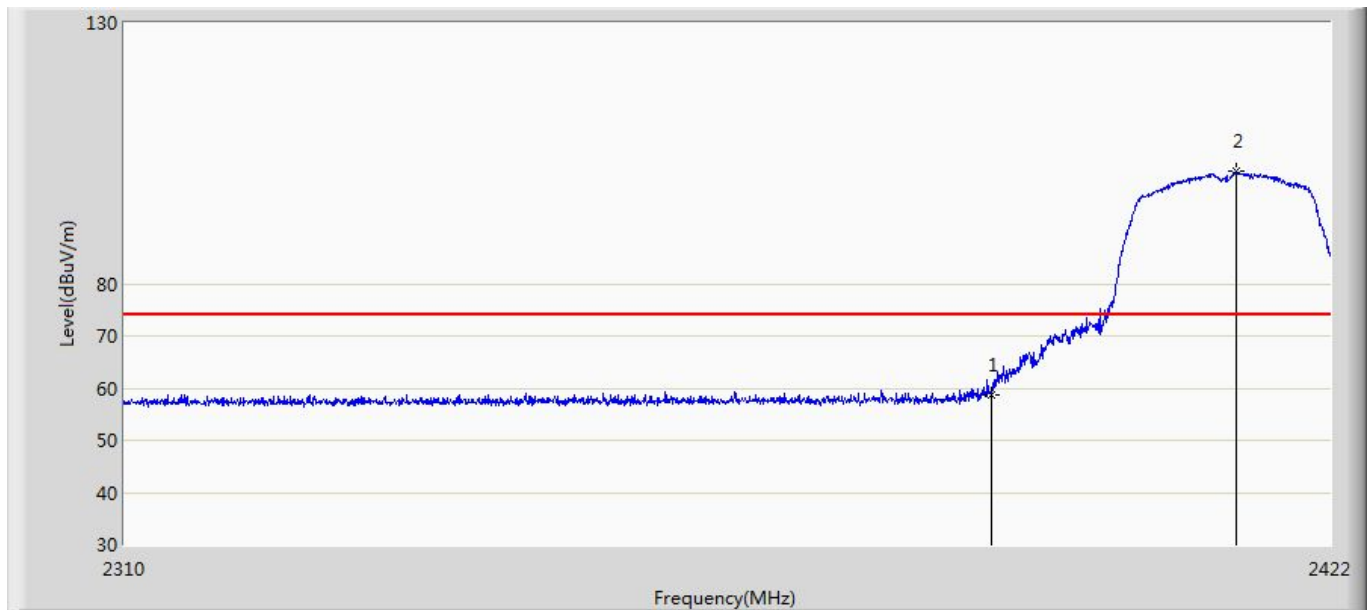
No	Mark	Frequency (MHz)	Measure Level (dBuV/m)	Reading Level (dBuV)	Over Limit (dB)	Limit (dBuV/m)	Factor (dB)	Type
1		2390.000	69.769	33.693	-4.231	74.000	36.076	PK
2	*	2413.152	110.341	74.168	N/A	N/A	36.173	PK

Site: AC5	Time:2017/05/29 - 16:29
Limit: FCC_Part15.209_RE(3m)	Margin: 0
Probe: Horn_3117_00165315(1-18GHz)	Polarity: Vertical
EUT: Xiaomi Router 3 Pro	Power: AC 120V/60Hz
Note: Mode 7:Transmit at CH2412MHz by 11n20	



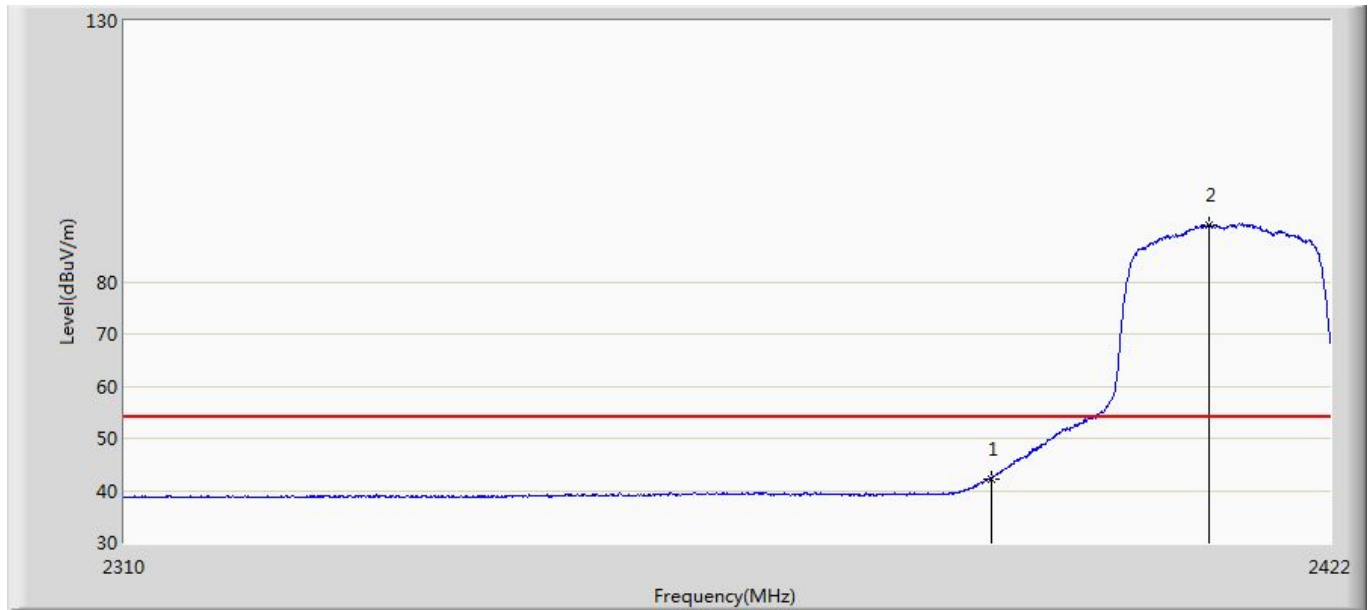
No	Mark	Frequency (MHz)	Measure Level (dBuV/m)	Reading Level (dBuV)	Over Limit (dB)	Limit (dBuV/m)	Factor (dB)	Type
1		2390.000	52.562	16.486	-1.438	54.000	36.076	AV
2	*	2410.520	98.195	62.027	N/A	N/A	36.168	AV

Site: AC5	Time:2017/05/29 - 16:44
Limit: FCC_Part15.209_RE(3m)	Margin: 0
Probe: Horn_3117_00165315(1-18GHz)	Polarity: Horizontal
EUT: Xiaomi Router 3 Pro	Power: AC 120V/60Hz
Note: Mode 7:Transmit at CH2412MHz by 11n20	



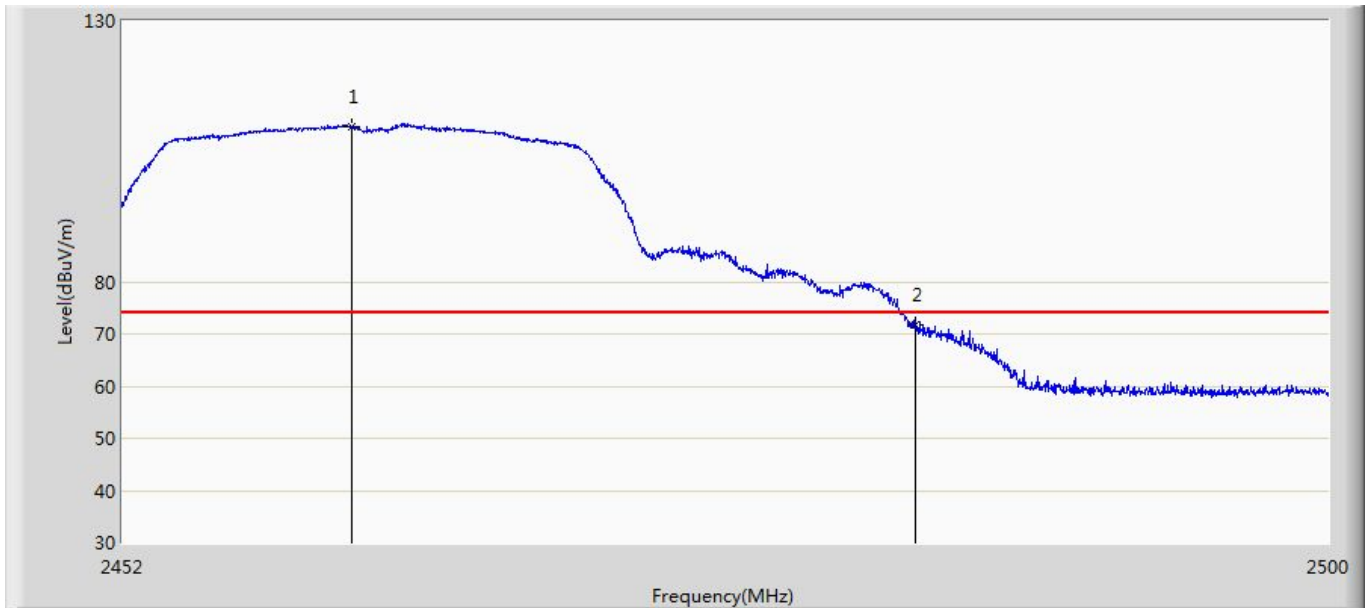
No	Mark	Frequency (MHz)	Measure Level (dBuV/m)	Reading Level (dBuV)	Over Limit (dB)	Limit (dBuV/m)	Factor (dB)	Type
1		2390.000	58.836	22.760	-15.164	74.000	36.076	PK
2	*	2413.096	101.469	65.296	N/A	N/A	36.173	PK

Site: AC5	Time:2017/05/29 - 16:46
Limit: FCC_Part15.209_RE(3m)	Margin: 0
Probe: Horn_3117_00165315(1-18GHz)	Polarity: Horizontal
EUT: Xiaomi Router 3 Pro	Power: AC 120V/60Hz
Note: Mode 7:Transmit at CH2412MHz by 11n20	



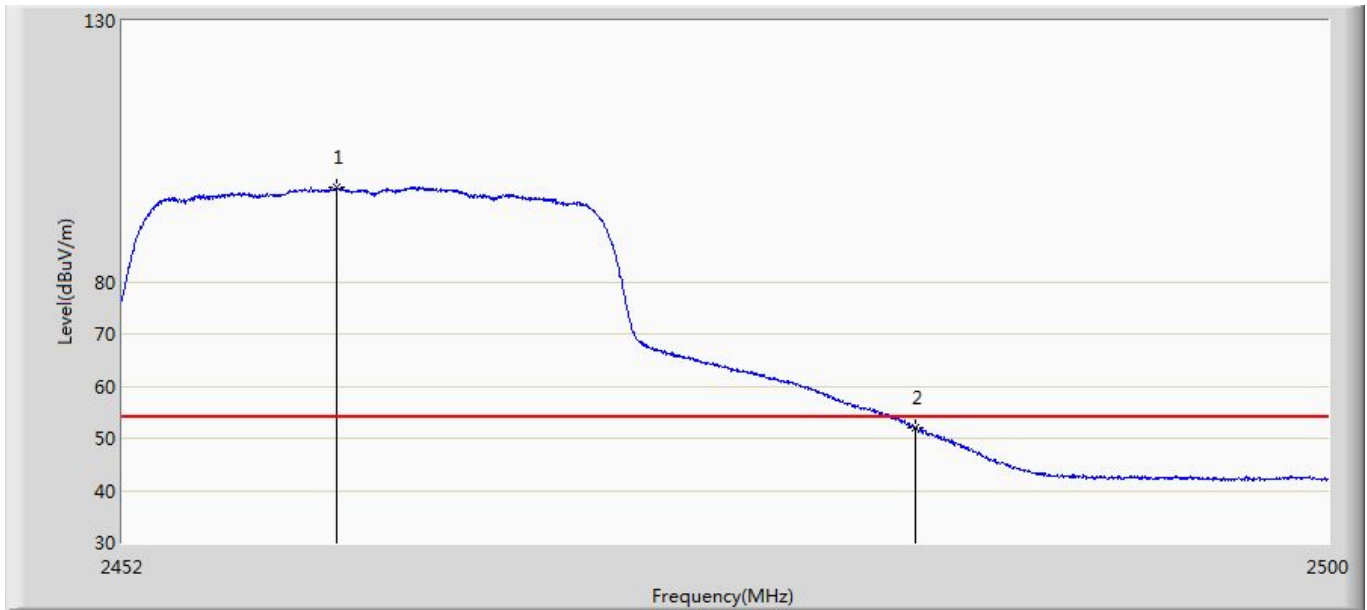
No	Mark	Frequency (MHz)	Measure Level (dBuV/m)	Reading Level (dBuV)	Over Limit (dB)	Limit (dBuV/m)	Factor (dB)	Type
1		2390.000	42.317	6.241	-11.683	54.000	36.076	AV
2	*	2410.464	90.967	54.800	N/A	N/A	36.168	AV

Site: AC5	Time:2017/05/29 - 16:48
Limit: FCC_Part15.209_RE(3m)	Margin: 0
Probe: Horn_3117_00165315(1-18GHz)	Polarity: Vertical
EUT: Xiaomi Router 3 Pro	Power: AC 120V/60Hz
Note: Mode 7:Transmit at CH2462MHz by 11n20	



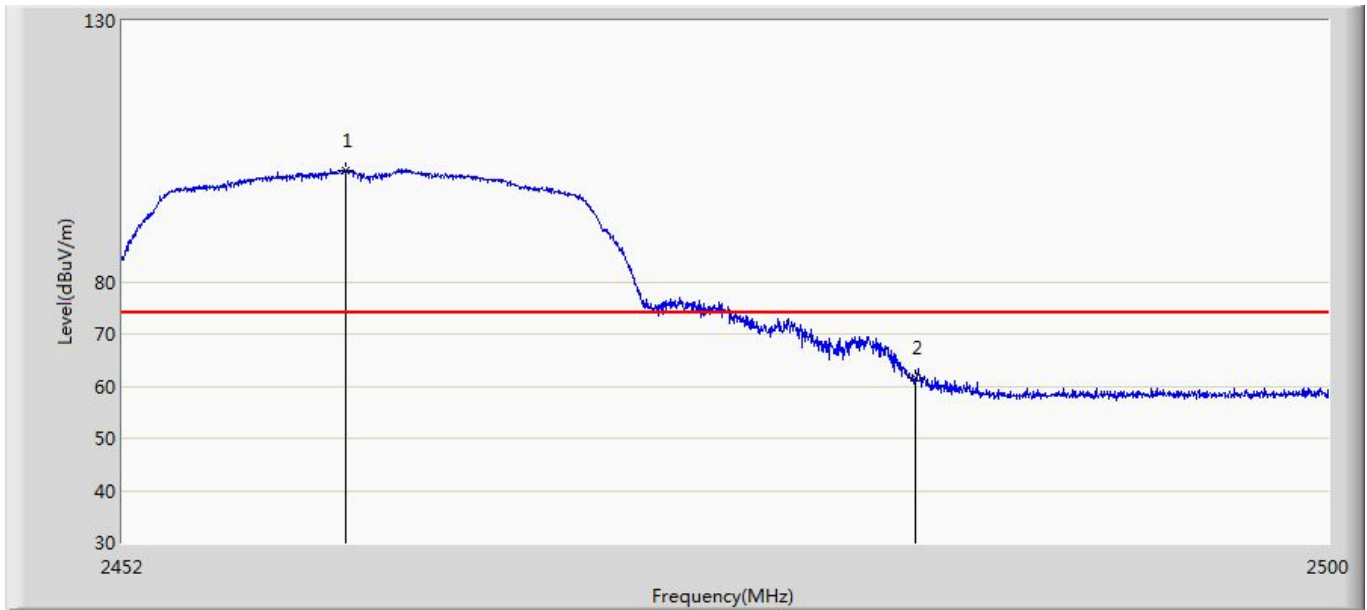
No	Mark	Frequency (MHz)	Measure Level (dBuV/m)	Reading Level (dBuV)	Over Limit (dB)	Limit (dBuV/m)	Factor (dB)	Type
1	*	2461.072	109.675	73.401	N/A	N/A	36.274	PK
2		2483.500	71.739	35.394	-2.261	74.000	36.345	PK

Site: AC5	Time:2017/05/29 - 16:51
Limit: FCC_Part15.209_RE(3m)	Margin: 0
Probe: Horn_3117_00165315(1-18GHz)	Polarity: Vertical
EUT: Xiaomi Router 3 Pro	Power: AC 120V/60Hz
Note: Mode 7:Transmit at CH2462MHz by 11n20	



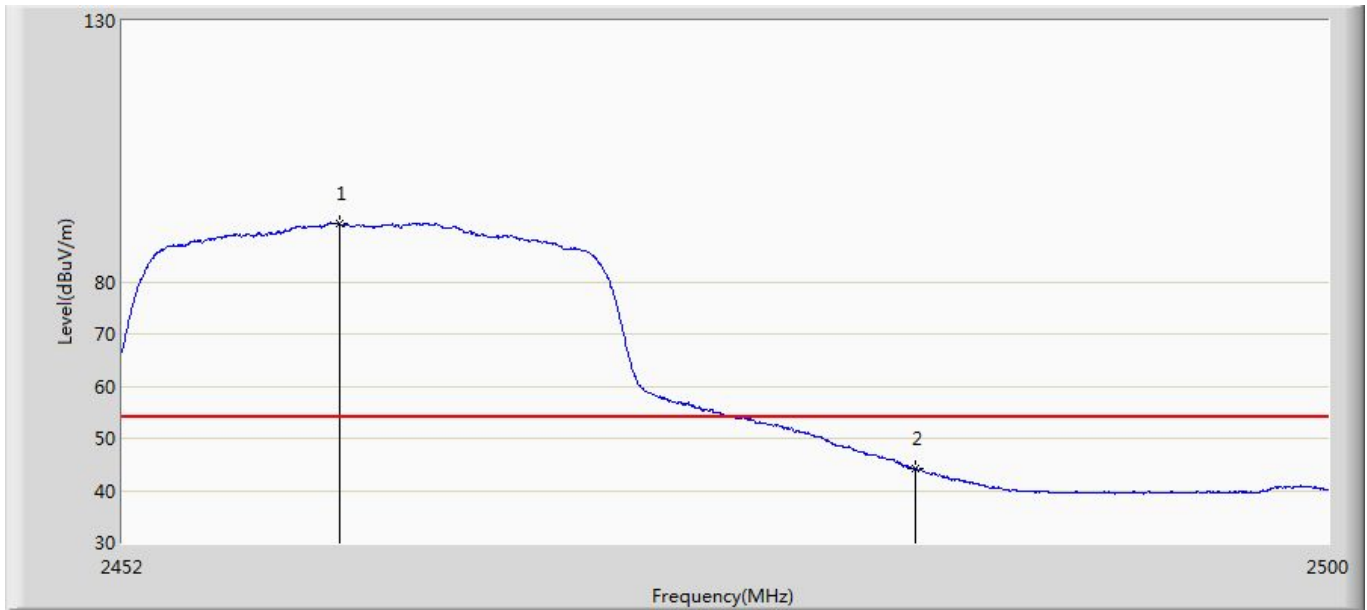
No	Mark	Frequency (MHz)	Measure Level (dBuV/m)	Reading Level (dBuV)	Over Limit (dB)	Limit (dBuV/m)	Factor (dB)	Type
1	*	2460.448	98.069	61.796	N/A	N/A	36.274	AV
2		2483.500	51.886	15.541	-2.114	54.000	36.345	AV

Site: AC5	Time:2017/05/29 - 16:58
Limit: FCC_Part15.209_RE(3m)	Margin: 0
Probe: Horn_3117_00165315(1-18GHz)	Polarity: Horizontal
EUT: Xiaomi Router 3 Pro	Power: AC 120V/60Hz
Note: Mode 7:Transmit at CH2462MHz by 11n20	



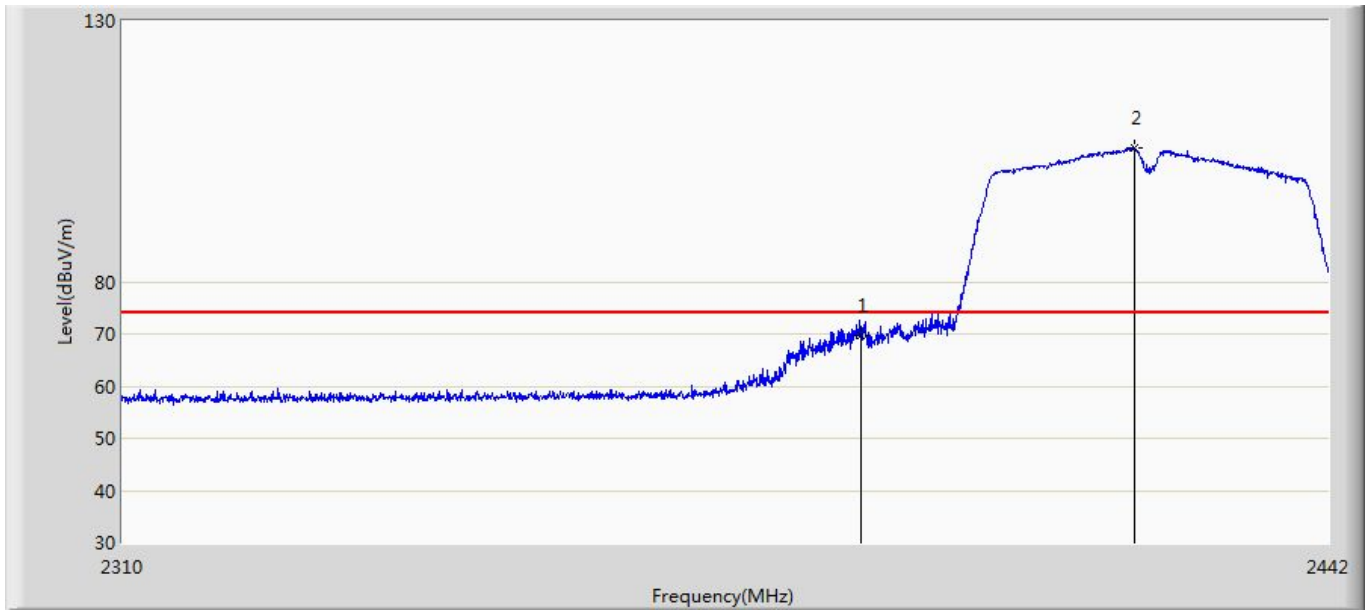
No	Mark	Frequency (MHz)	Measure Level (dBuV/m)	Reading Level (dBuV)	Over Limit (dB)	Limit (dBuV/m)	Factor (dB)	Type
1	*	2460.856	101.316	65.043	N/A	N/A	36.274	PK
2		2483.500	61.491	25.146	-12.509	74.000	36.345	PK

Site: AC5	Time:2017/05/29 - 17:01
Limit: FCC_Part15.209_RE(3m)	Margin: 0
Probe: Horn_3117_00165315(1-18GHz)	Polarity: Horizontal
EUT: Xiaomi Router 3 Pro	Power: AC 120V/60Hz
Note: Mode 7:Transmit at CH2462MHz by 11n20	



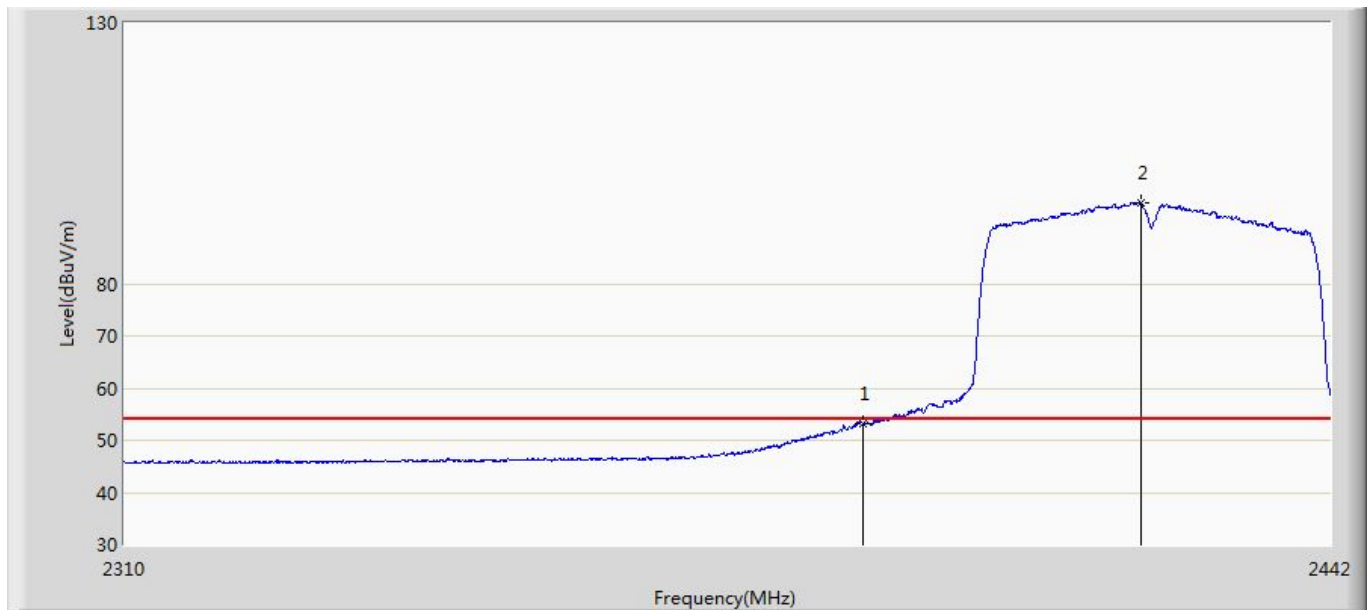
No	Mark	Frequency (MHz)	Measure Level (dBuV/m)	Reading Level (dBuV)	Over Limit (dB)	Limit (dBuV/m)	Factor (dB)	Type
1	*	2460.616	91.213	54.940	N/A	N/A	36.273	AV
2		2483.500	44.117	7.772	-9.883	54.000	36.345	AV

Site: AC5	Time:2017/05/29 - 17:03
Limit: FCC_Part15.209_RE(3m)	Margin: 0
Probe: Horn_3117_00165315(1-18GHz)	Polarity: Vertical
EUT: Xiaomi Router 3 Pro	Power: AC 120V/60Hz
Note: Mode 8:Transmit at CH2422MHz by 11n40	



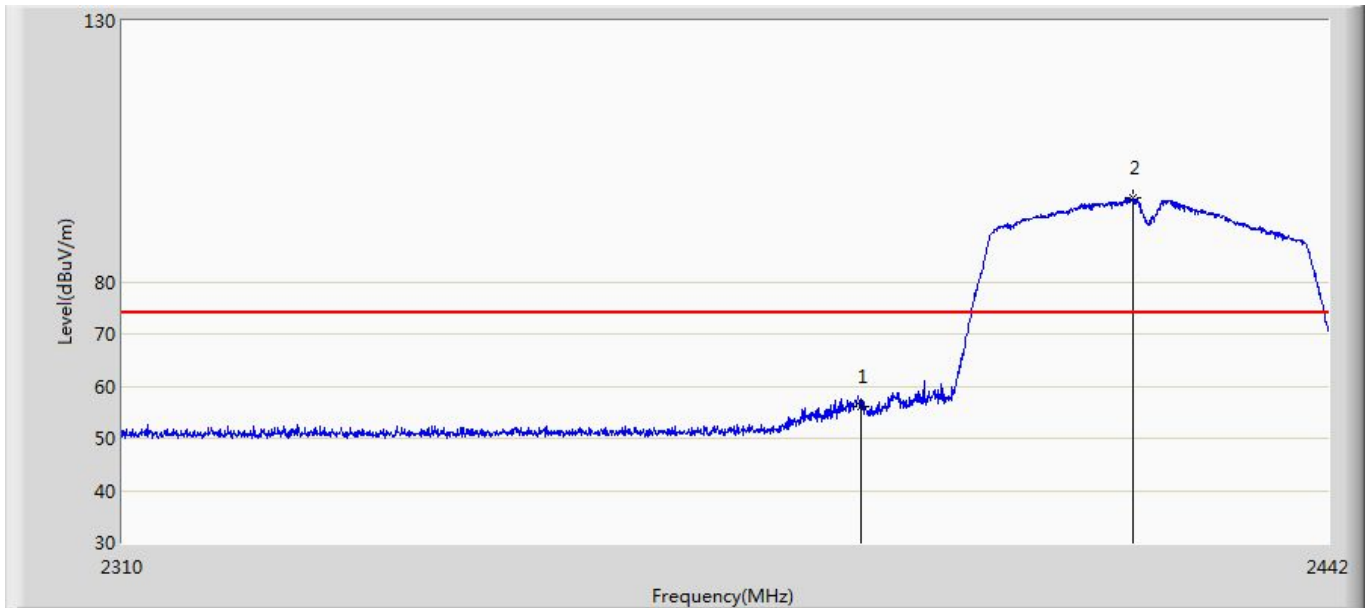
No	Mark	Frequency (MHz)	Measure Level (dBuV/m)	Reading Level (dBuV)	Over Limit (dB)	Limit (dBuV/m)	Factor (dB)	Type
1		2390.000	69.608	33.532	-4.392	74.000	36.076	PK
2	*	2420.352	105.656	69.473	N/A	N/A	36.183	PK

Site: AC5	Time:2017/05/29 - 17:08
Limit: FCC_Part15.209_RE(3m)	Margin: 0
Probe: Horn_3117_00165315(1-18GHz)	Polarity: Vertical
EUT: Xiaomi Router 3 Pro	Power: AC 120V/60Hz
Note: Mode 8:Transmit at CH2422MHz by 11n40	



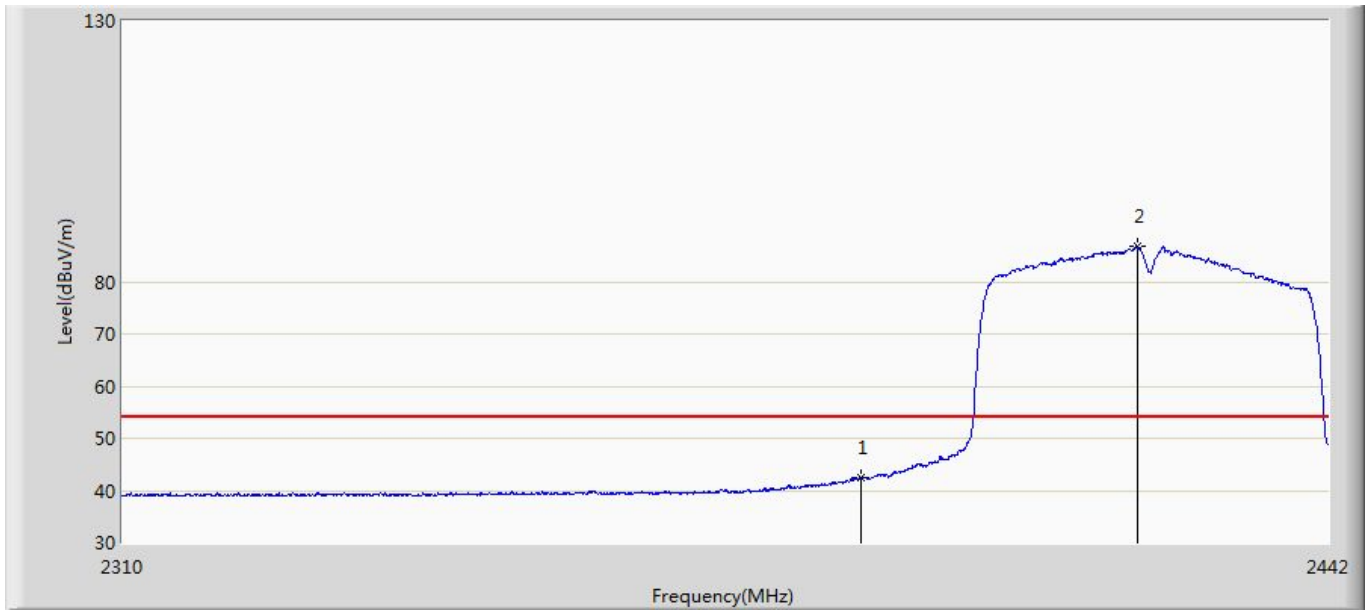
No	Mark	Frequency (MHz)	Measure Level (dBuV/m)	Reading Level (dBuV)	Over Limit (dB)	Limit (dBuV/m)	Factor (dB)	Type
1		2390.000	53.062	16.986	-0.938	54.000	36.076	AV
2	*	2420.814	95.573	59.390	N/A	N/A	36.183	AV

Site: AC5	Time:2017/05/29 - 17:14
Limit: FCC_Part15.209_RE(3m)	Margin: 0
Probe: Horn_3117_00165315(1-18GHz)	Polarity: Horizontal
EUT: Xiaomi Router 3 Pro	Power: AC 120V/60Hz
Note: Mode 8:Transmit at CH2422MHz by 11n40	



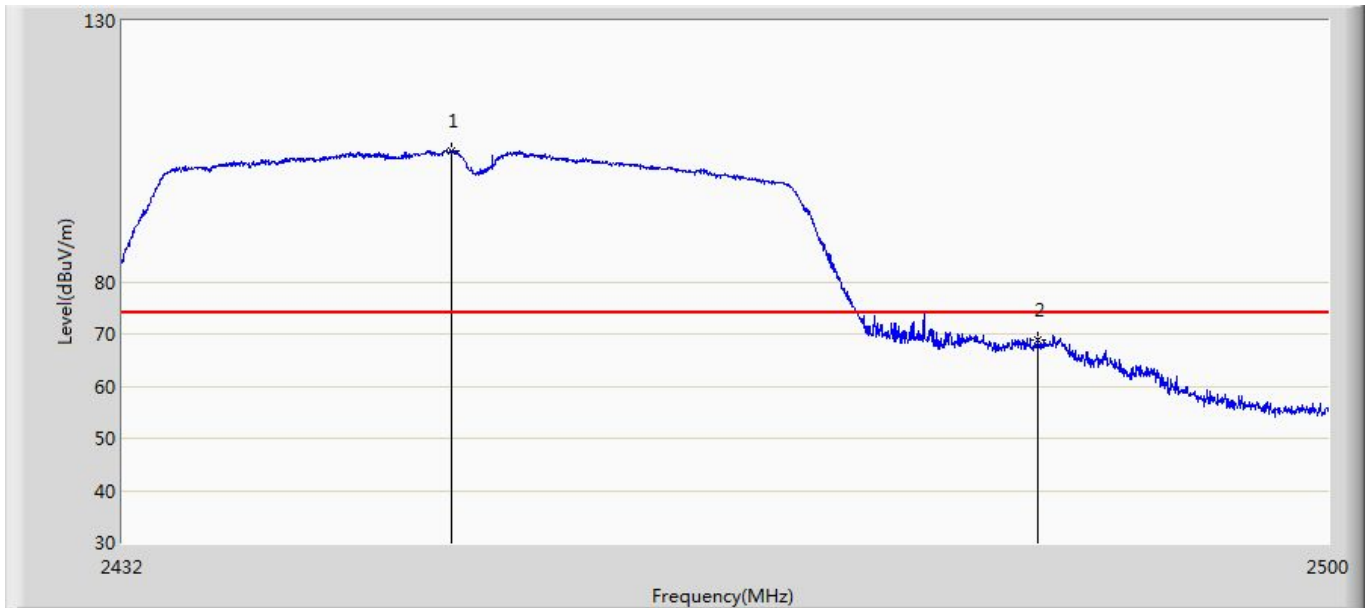
No	Mark	Frequency (MHz)	Measure Level (dBuV/m)	Reading Level (dBuV)	Over Limit (dB)	Limit (dBuV/m)	Factor (dB)	Type
1		2390.000	56.052	19.976	-17.948	74.000	36.076	PK
2	*	2420.088	96.077	59.895	N/A	N/A	36.182	PK

Site: AC5	Time:2017/05/29 - 17:17
Limit: FCC_Part15.209_RE(3m)	Margin: 0
Probe: Horn_3117_00165315(1-18GHz)	Polarity: Horizontal
EUT: Xiaomi Router 3 Pro	Power: AC 120V/60Hz
Note: Mode 8:Transmit at CH2422MHz by 11n40	



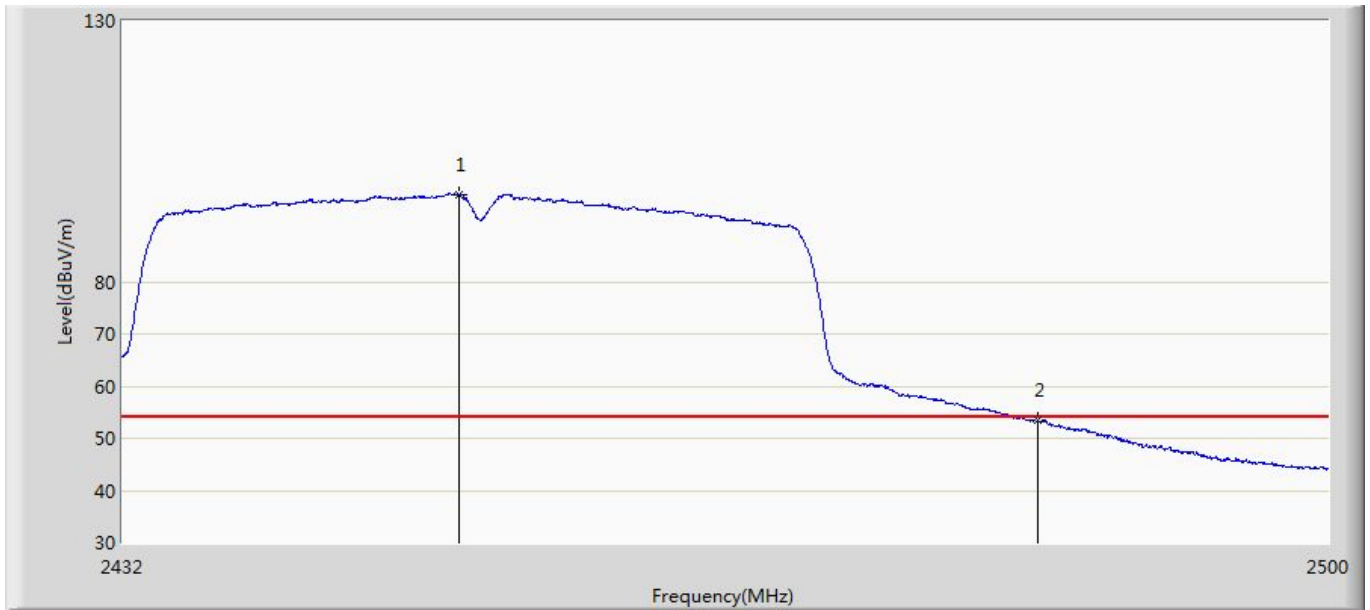
No	Mark	Frequency (MHz)	Measure Level (dBuV/m)	Reading Level (dBuV)	Over Limit (dB)	Limit (dBuV/m)	Factor (dB)	Type
1		2390.000	42.359	6.283	-11.641	54.000	36.076	AV
2	*	2420.616	86.763	50.580	N/A	N/A	36.183	AV

Site: AC5	Time:2017/05/29 - 17:19
Limit: FCC_Part15.209_RE(3m)	Margin: 0
Probe: Horn_3117_00165315(1-18GHz)	Polarity: Vertical
EUT: Xiaomi Router 3 Pro	Power: AC 120V/60Hz
Note: Mode 8:Transmit at CH2452MHz by 11n40	



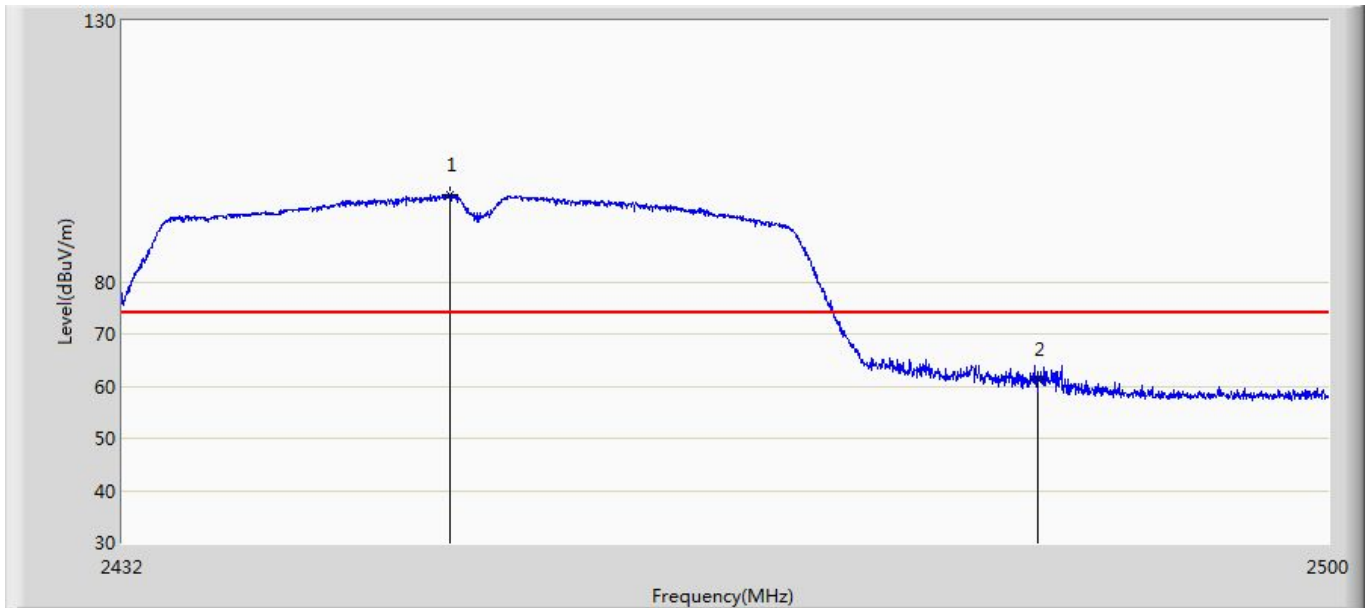
No	Mark	Frequency (MHz)	Measure Level (dBuV/m)	Reading Level (dBuV)	Over Limit (dB)	Limit (dBuV/m)	Factor (dB)	Type
1	*	2450.428	105.094	68.826	N/A	N/A	36.268	PK
2		2483.500	68.887	32.542	-5.113	74.000	36.345	PK

Site: AC5	Time:2017/05/29 - 17:21
Limit: FCC_Part15.209_RE(3m)	Margin: 0
Probe: Horn_3117_00165315(1-18GHz)	Polarity: Vertical
EUT: Xiaomi Router 3 Pro	Power: AC 120V/60Hz
Note: Mode 8:Transmit at CH2452MHz by 11n40	



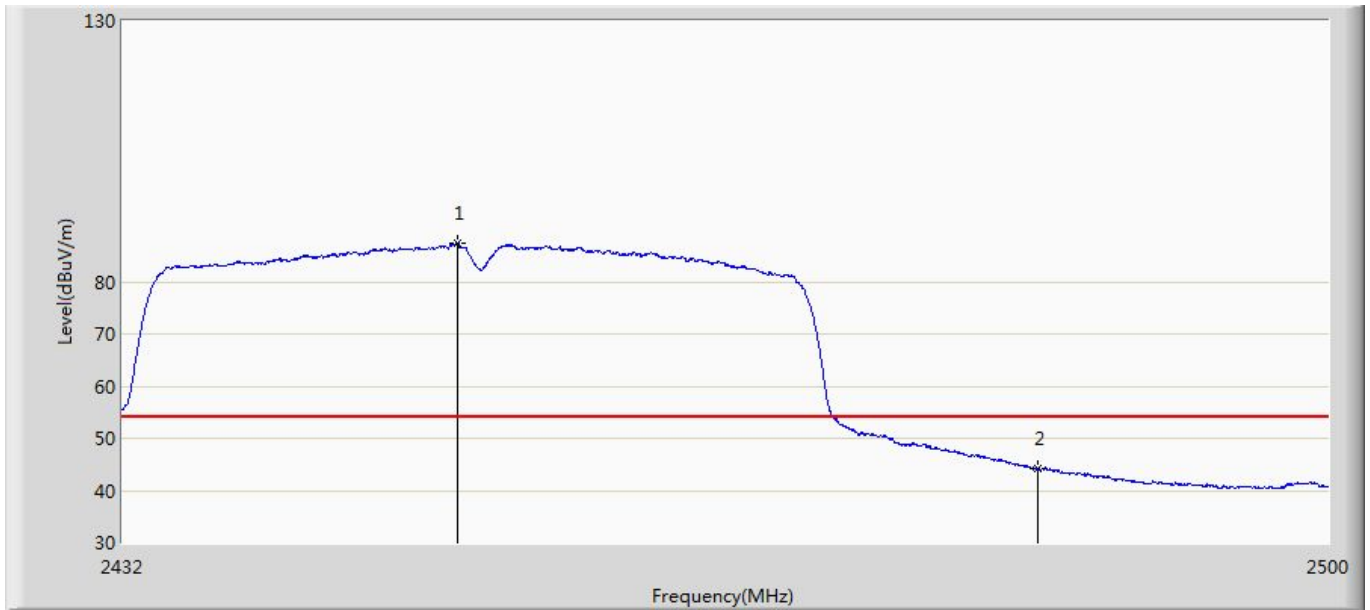
No	Mark	Frequency (MHz)	Measure Level (dBuV/m)	Reading Level (dBuV)	Over Limit (dB)	Limit (dBuV/m)	Factor (dB)	Type
1	*	2450.836	96.633	60.365	N/A	N/A	36.268	AV
2		2483.500	53.376	17.031	-0.624	54.000	36.345	AV

Site: AC5	Time:2017/05/29 - 17:30
Limit: FCC_Part15.209_RE(3m)	Margin: 0
Probe: Horn_3117_00165315(1-18GHz)	Polarity: Horizontal
EUT: Xiaomi Router 3 Pro	Power: AC 120V/60Hz
Note: Mode 8:Transmit at CH2452MHz by 11n40	



No	Mark	Frequency (MHz)	Measure Level (dBuV/m)	Reading Level (dBuV)	Over Limit (dB)	Limit (dBuV/m)	Factor (dB)	Type
1	*	2450.326	96.622	60.354	N/A	N/A	36.268	PK
2		2483.500	61.180	24.835	-12.820	74.000	36.345	PK

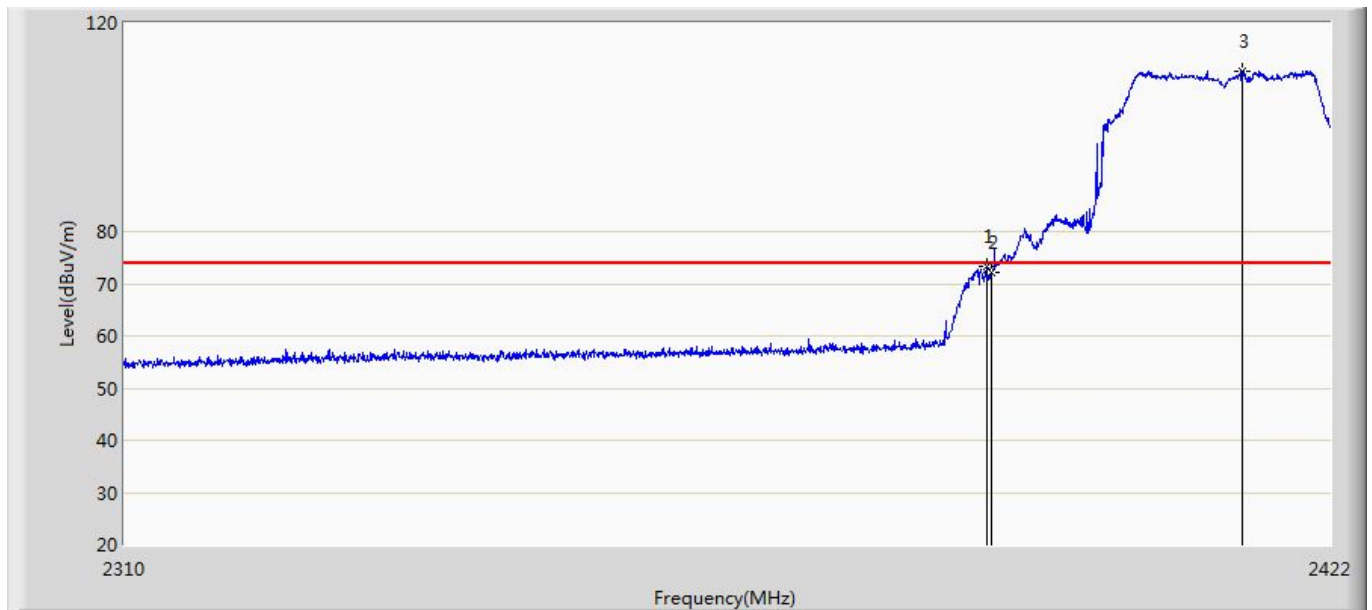
Site: AC5	Time:2017/05/29 - 17:32
Limit: FCC_Part15.209_RE(3m)	Margin: 0
Probe: Horn_3117_00165315(1-18GHz)	Polarity: Horizontal
EUT: Xiaomi Router 3 Pro	Power: AC 120V/60Hz z
Note: Mode 8:Transmit at CH2452MHz by 11n40	



No	Mark	Frequency (MHz)	Measure Level (dBuV/m)	Reading Level (dBuV)	Over Limit (dB)	Limit (dBuV/m)	Factor (dB)	Type
1	*	2450.768	87.356	51.088	N/A	N/A	36.268	AV
2		2483.500	44.276	7.931	-9.724	54.000	36.345	AV

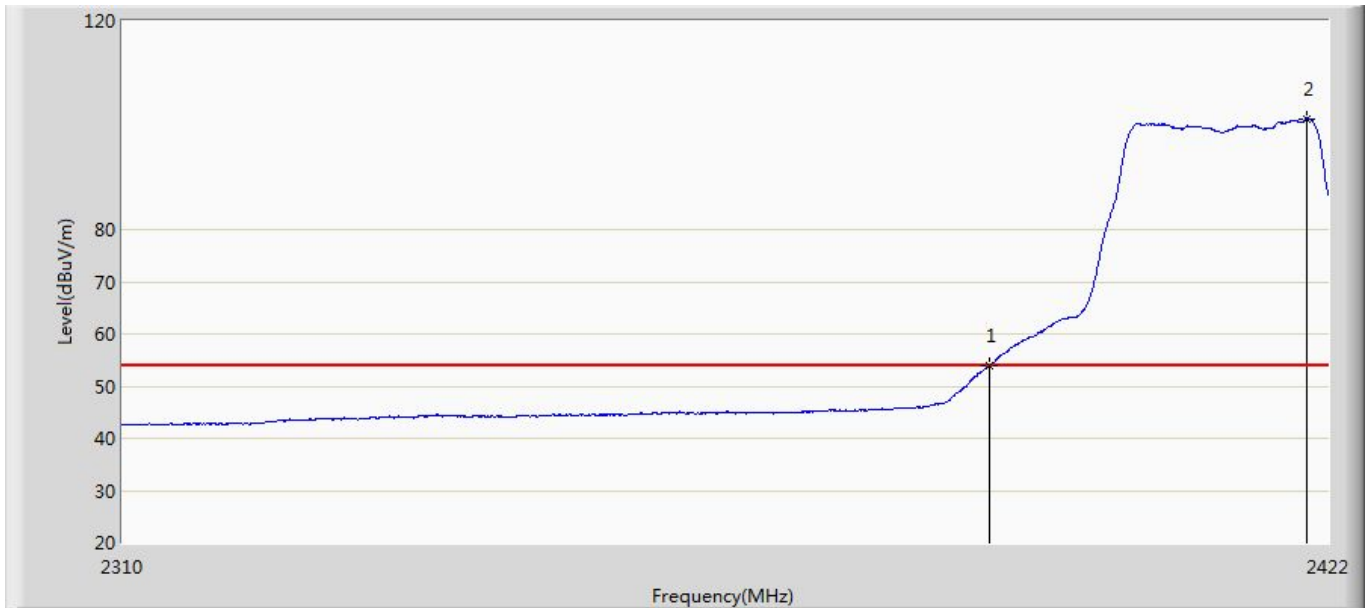
Beamforming Mode:

Site: AC5	Time: 2017/06/01 - 10:29
Limit: FCC_Part15.209_RE(3m)	Margin: 0
Probe: Horn_3117_00167055(1-18GHz)	Polarity: Vertical
EUT: Xiaomi Router 3 Pro	Power: AC 120V/60Hz
Note: Mode 9:Transmit at 2412MHz by 802.11n20 beamforming	



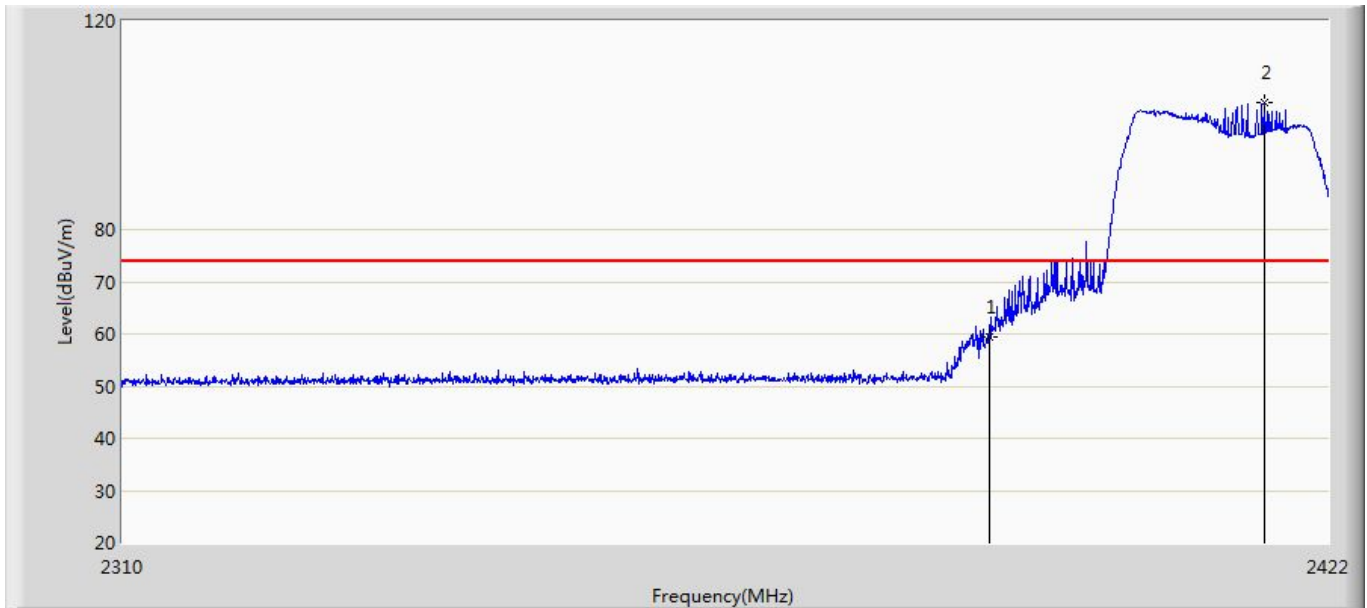
No	Mark	Frequency (MHz)	Measure Level (dBuV/m)	Reading Level (dBuV)	Over Limit (dB)	Limit (dBuV/m)	Factor (dB)	Type
1		2389.576	73.205	37.524	-0.795	74.000	35.681	PK
2		2390.000	72.234	36.552	-1.766	74.000	35.682	PK
3	*	2413.712	110.856	75.107	N/A	N/A	35.748	PK

Site: AC5	Time: 2017/06/01 - 10:26
Limit: FCC_Part15.209_RE(3m)	Margin: 0
Probe: Horn_3117_00167055(1-18GHz)	Polarity: Vertical
EUT: Xiaomi Router 3 Pro	Power: AC 120V/60Hz
Note: Mode 9:Transmit at 2412MHz by 802.11n20 beamforming	



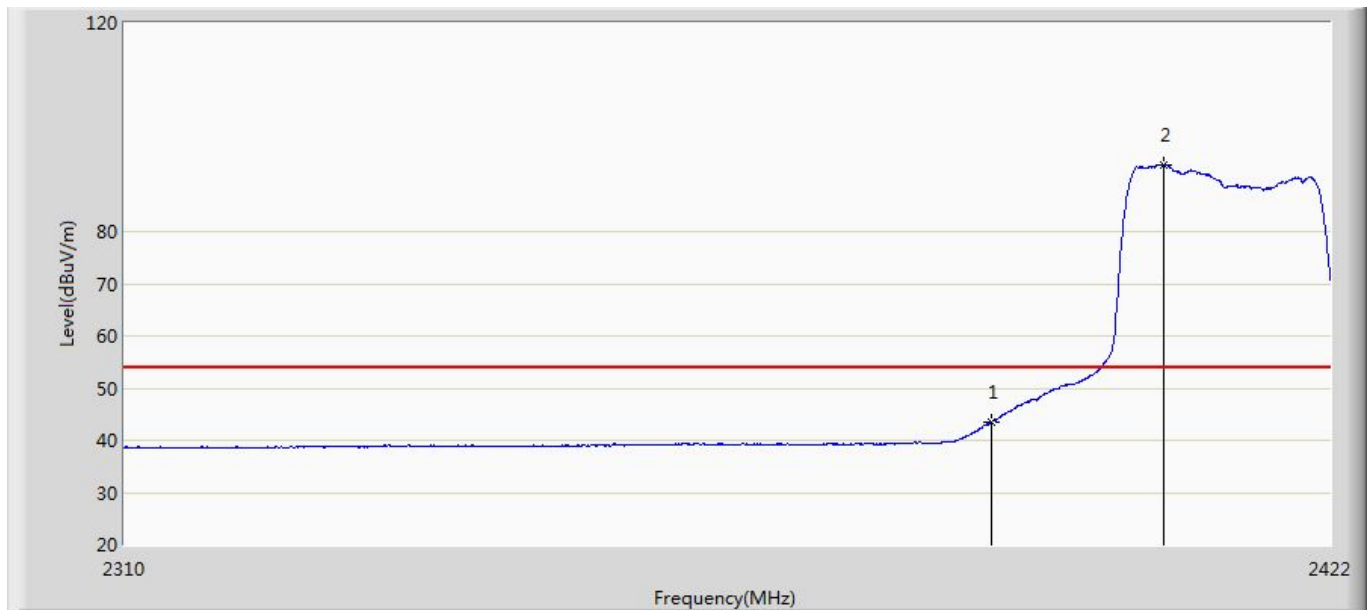
No	Mark	Frequency (MHz)	Measure Level (dBuV/m)	Reading Level (dBuV)	Over Limit (dB)	Limit (dBuV/m)	Factor (dB)	Type
1		2390.000	53.846	18.164	-0.154	54.000	35.682	AV
2	*	2419.928	101.217	65.442	N/A	N/A	35.775	AV

Site: AC5	Time: 2017/06/01 - 10:32
Limit: FCC_Part15.209_RE(3m)	Margin: 0
Probe: Horn_3117_00167055(1-18GHz)	Polarity: Horizontal
EUT: Xiaomi Router 3 Pro	Power: AC 120V/60Hz
Note: Mode 9:Transmit at 2412MHz by 802.11n20 beamforming	



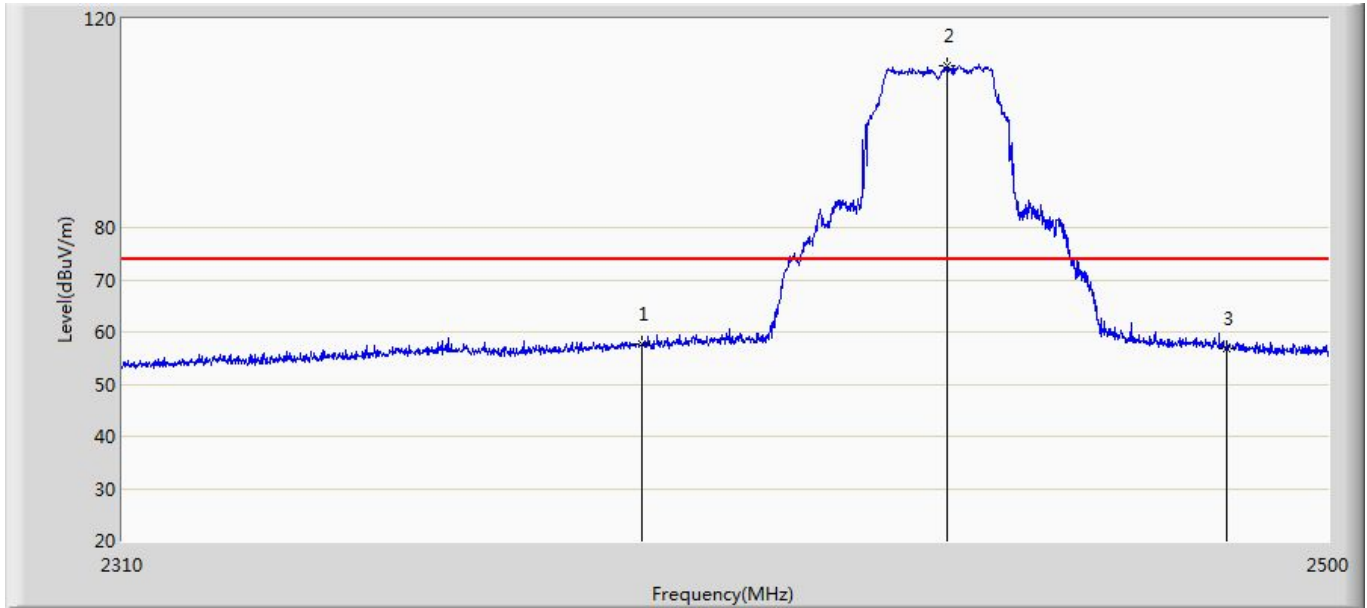
No	Mark	Frequency (MHz)	Measure Level (dBuV/m)	Reading Level (dBuV)	Over Limit (dB)	Limit (dBuV/m)	Factor (dB)	Type
1		2390.000	59.352	23.670	-14.648	74.000	35.682	PK
2	*	2415.952	104.439	68.681	N/A	N/A	35.758	PK

Site: AC5	Time: 2017/06/01 - 10:38
Limit: FCC_Part15.209_RE(3m)	Margin: 0
Probe: Horn_3117_00167055(1-18GHz)	Polarity: Horizontal
EUT: Xiaomi Router 3 Pro	Power: AC 120V/60Hz
Note: Mode 9:Transmit at 2412MHz by 802.11n20 beamforming	



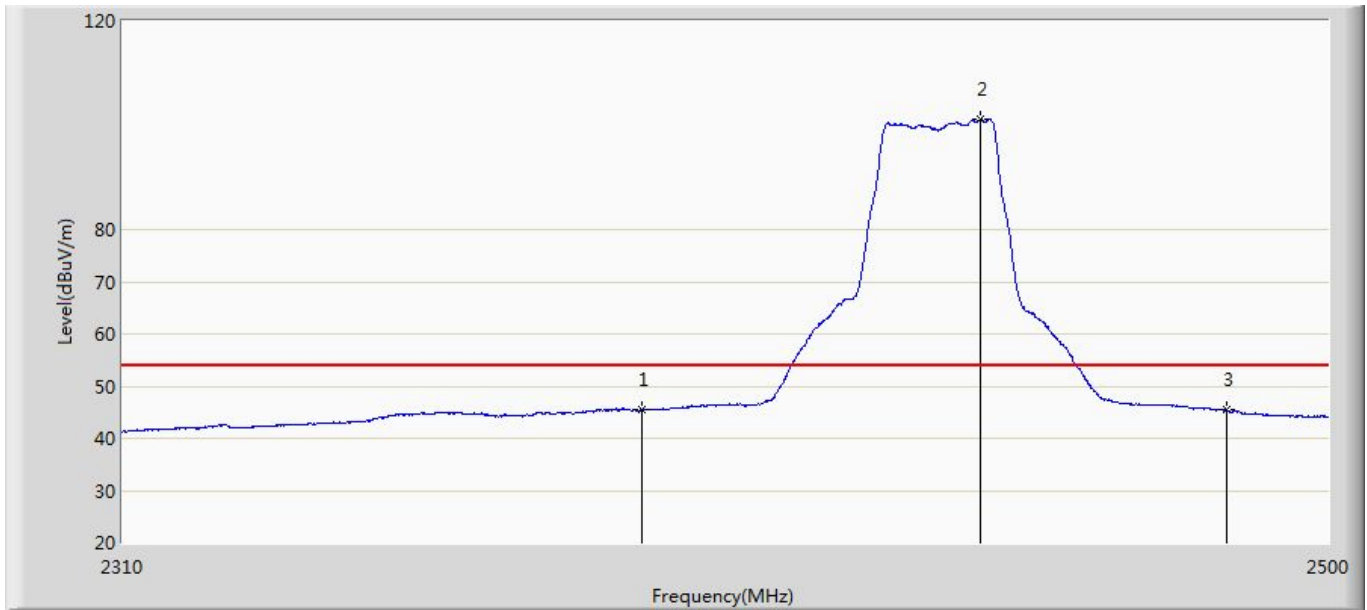
No	Mark	Frequency (MHz)	Measure Level (dBuV/m)	Reading Level (dBuV)	Over Limit (dB)	Limit (dBuV/m)	Factor (dB)	Type
1		2390.000	43.443	7.761	-10.557	54.000	35.682	AV
2	*	2406.208	92.810	57.086	N/A	N/A	35.724	AV

Site: AC5	Time: 2017/06/01 - 11:31
Limit: FCC_Part15.209_RE(3m)	Margin: 0
Probe: Horn_3117_00167055(1-18GHz)	Polarity: Vertical
EUT: Xiaomi Router 3 Pro	Power: AC 120V/60Hz
Note: Mode 9:Transmit at 2437MHz by 802.11n20 beamforming	



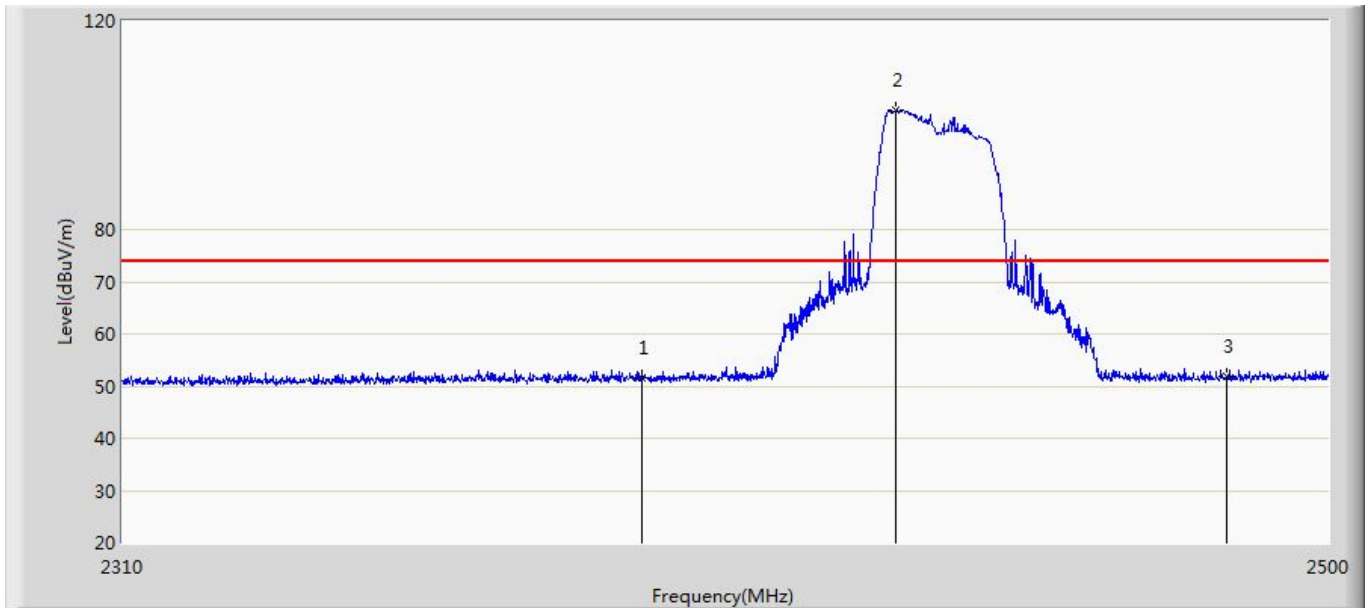
No	Mark	Frequency (MHz)	Measure Level (dBuV/m)	Reading Level (dBuV)	Over Limit (dB)	Limit (dBuV/m)	Factor (dB)	Type
1		2390.000	57.591	21.909	-16.409	74.000	35.682	PK
2	*	2438.250	110.898	75.092	N/A	N/A	35.806	PK
3		2483.500	56.784	20.892	-17.216	74.000	35.891	PK

Site: AC5	Time: 2017/06/01 - 11:29
Limit: FCC_Part15.209_RE(3m)	Margin: 0
Probe: Horn_3117_00167055(1-18GHz)	Polarity: Vertical
EUT: Xiaomi Router 3 Pro	Power: AC 120V/60Hz
Note: Mode 9:Transmit at 2437MHz by 802.11n20 beamforming	



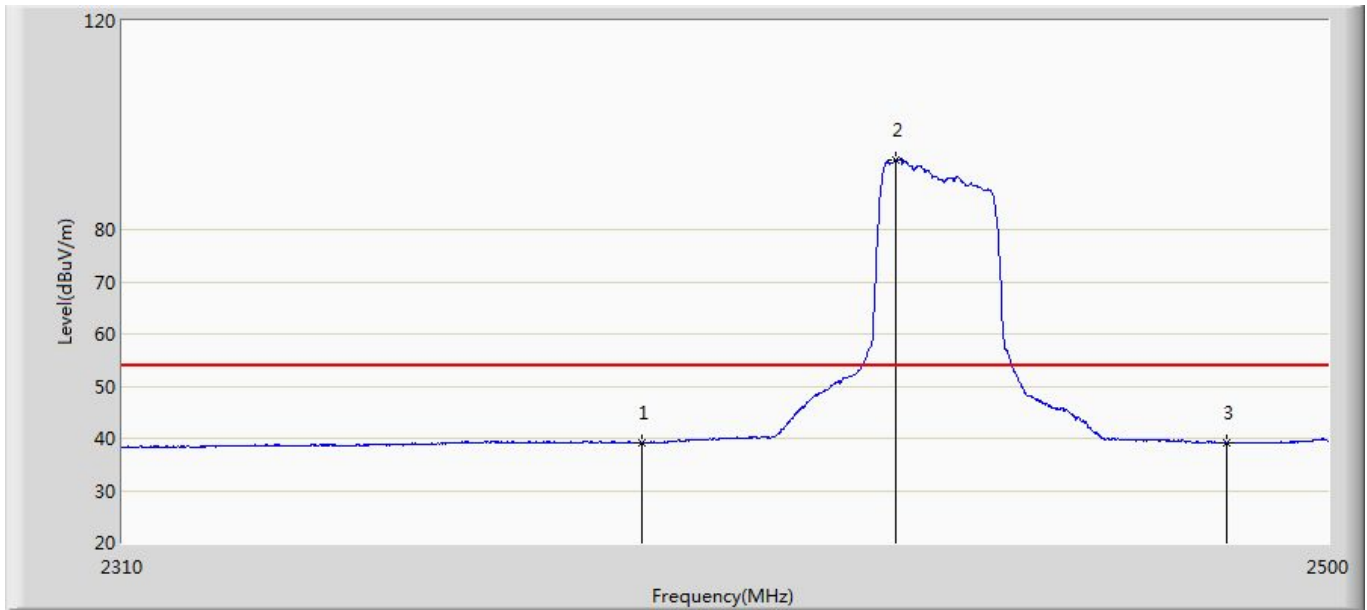
No	Mark	Frequency (MHz)	Measure Level (dBuV/m)	Reading Level (dBuV)	Over Limit (dB)	Limit (dBuV/m)	Factor (dB)	Type
1		2390.000	45.609	9.927	-8.391	54.000	35.682	AV
2	*	2443.665	101.077	65.273	N/A	N/A	35.804	AV
3		2483.500	45.368	9.476	-8.632	54.000	35.891	AV

Site: AC5	Time: 2017/06/01 - 11:33
Limit: FCC_Part15.209_RE(3m)	Margin: 0
Probe: Horn_3117_00167055(1-18GHz)	Polarity: Horizontal
EUT: Xiaomi Router 3 Pro	Power: AC 120V/60Hz
Note: Mode 9:Transmit at 2437MHz by 802.11n20 beamforming	



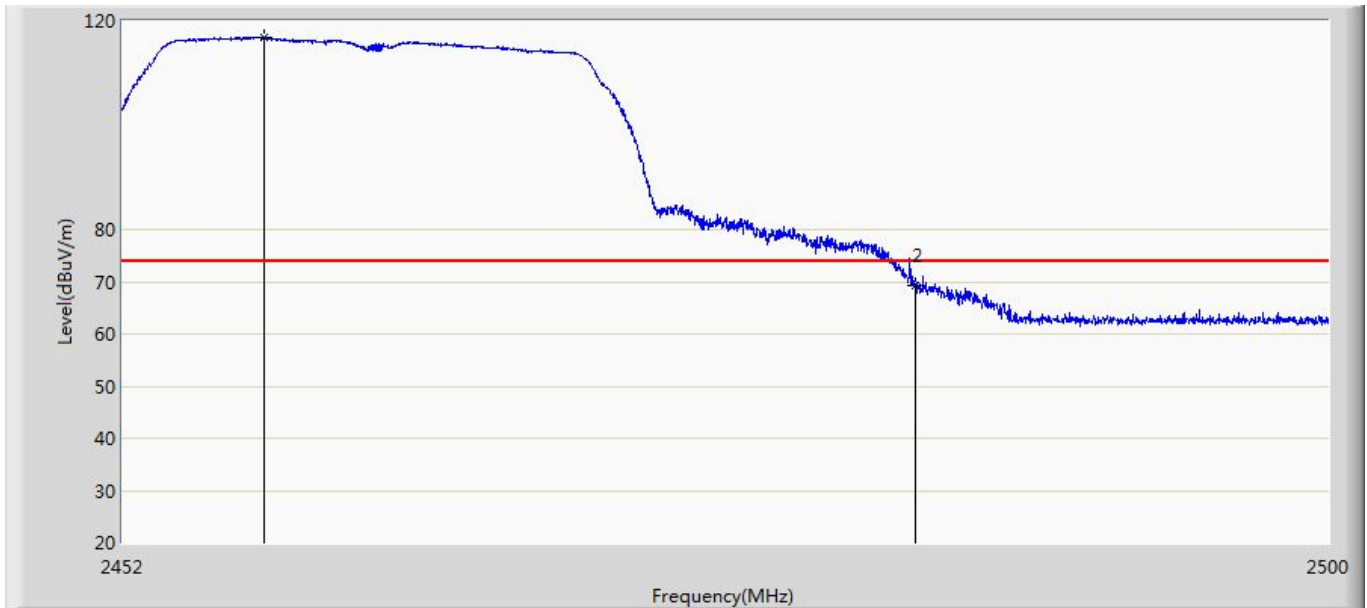
No	Mark	Frequency (MHz)	Measure Level (dBuV/m)	Reading Level (dBuV)	Over Limit (dB)	Limit (dBuV/m)	Factor (dB)	Type
1		2390.000	51.675	15.993	-22.325	74.000	35.682	PK
2	*	2430.175	102.908	67.100	N/A	N/A	35.808	PK
3		2483.500	51.914	16.022	-22.086	74.000	35.891	PK

Site: AC5	Time: 2017/06/01 - 11:35
Limit: FCC_Part15.209_RE(3m)	Margin: 0
Probe: Horn_3117_00167055(1-18GHz)	Polarity: Horizontal
EUT: Xiaomi Router 3 Pro	Power: AC 120V/60Hz
Note: Mode 9:Transmit at 2437MHz by 802.11n20 beamforming	



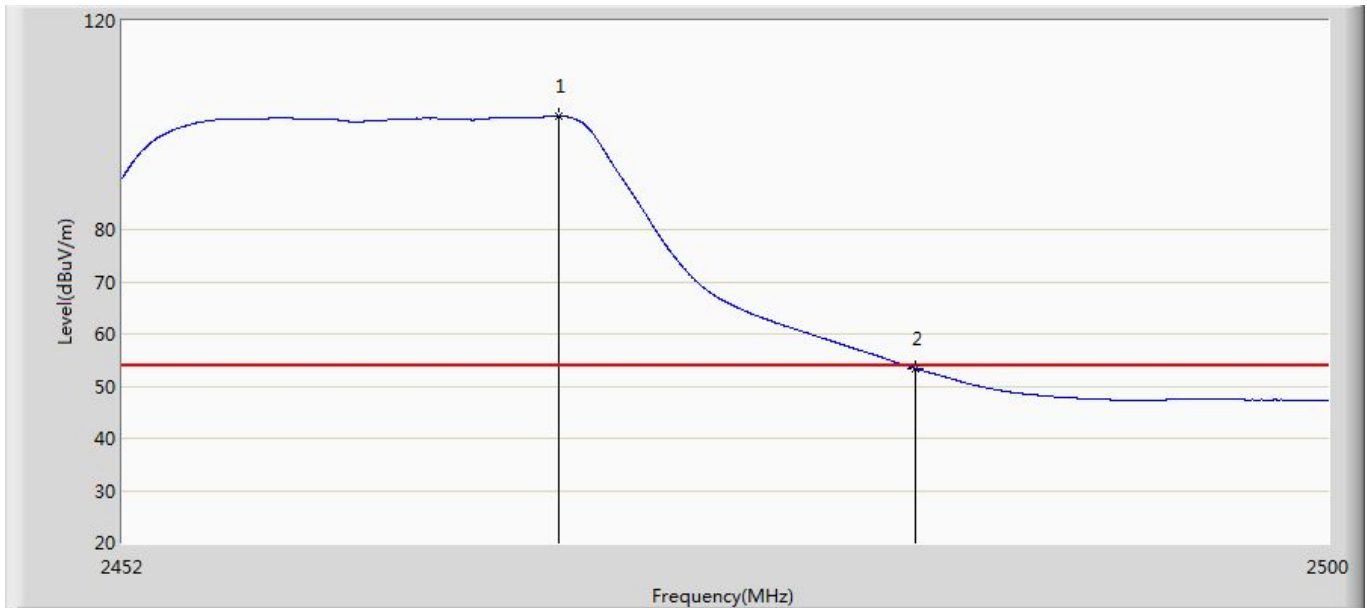
No	Mark	Frequency (MHz)	Measure Level (dBuV/m)	Reading Level (dBuV)	Over Limit (dB)	Limit (dBuV/m)	Factor (dB)	Type
1		2390.000	39.189	3.507	-14.811	54.000	35.682	AV
2	*	2430.270	93.454	57.646	N/A	N/A	35.808	AV
3		2483.500	39.092	3.200	-14.908	54.000	35.891	AV

Site: AC5	Time: 2017/06/01 - 22:51
Limit: FCC_Part15.209_RE(3m)	Margin: 0
Probe: Horn_3117_00167055(1-18GHz)	Polarity: Vertical
EUT: Xiaomi Router 3 Pro	Power: AC 120V/60Hz
Note: Mode 9:Transmit at 2462MHz by 802.11n20 beamforming	



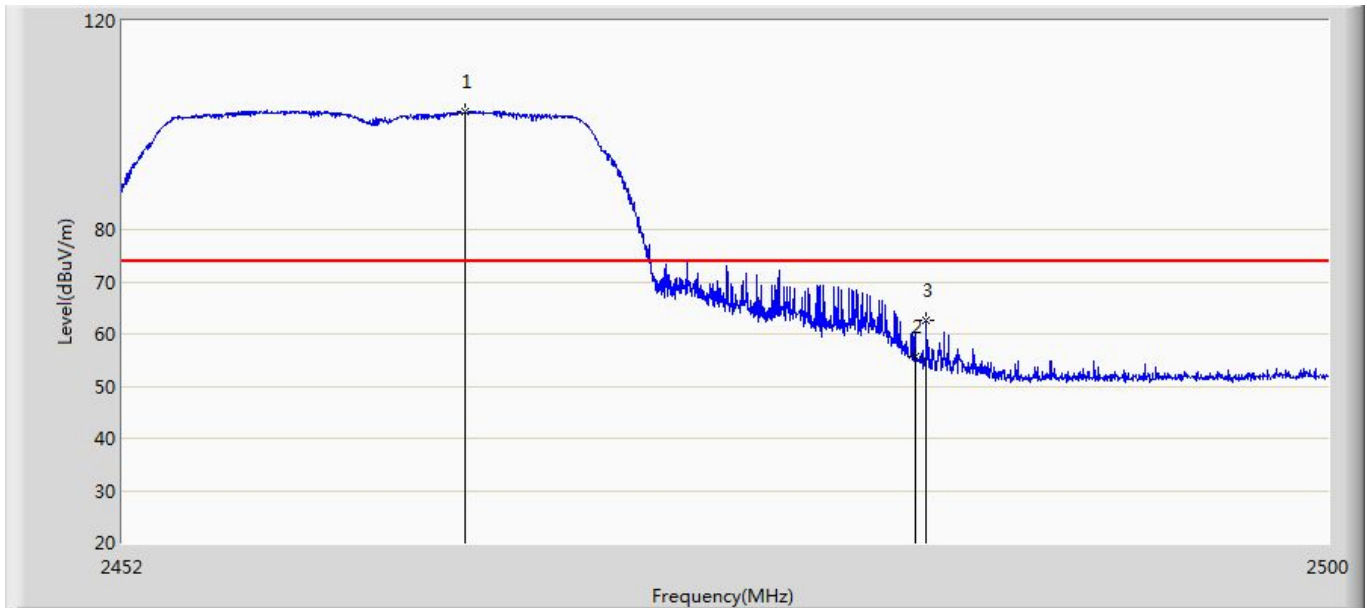
No	Mark	Frequency (MHz)	Measure Level (dBuV/m)	Reading Level (dBuV)	Over Limit (dB)	Limit (dBuV/m)	Factor (dB)	Type
1	*	2457.592	116.804	80.945	N/A	N/A	35.859	PK
2		2483.500	69.233	33.341	-4.767	74.000	35.891	PK

Site: AC5	Time: 2017/06/01 - 22:44
Limit: FCC_Part15.209_RE(3m)	Margin: 0
Probe: Horn_3117_00167055(1-18GHz)	Polarity: Vertical
EUT: Xiaomi Router 3 Pro	Power: AC 120V/60Hz
Note: Mode 9:Transmit at 2462MHz by 802.11n20 beamforming	



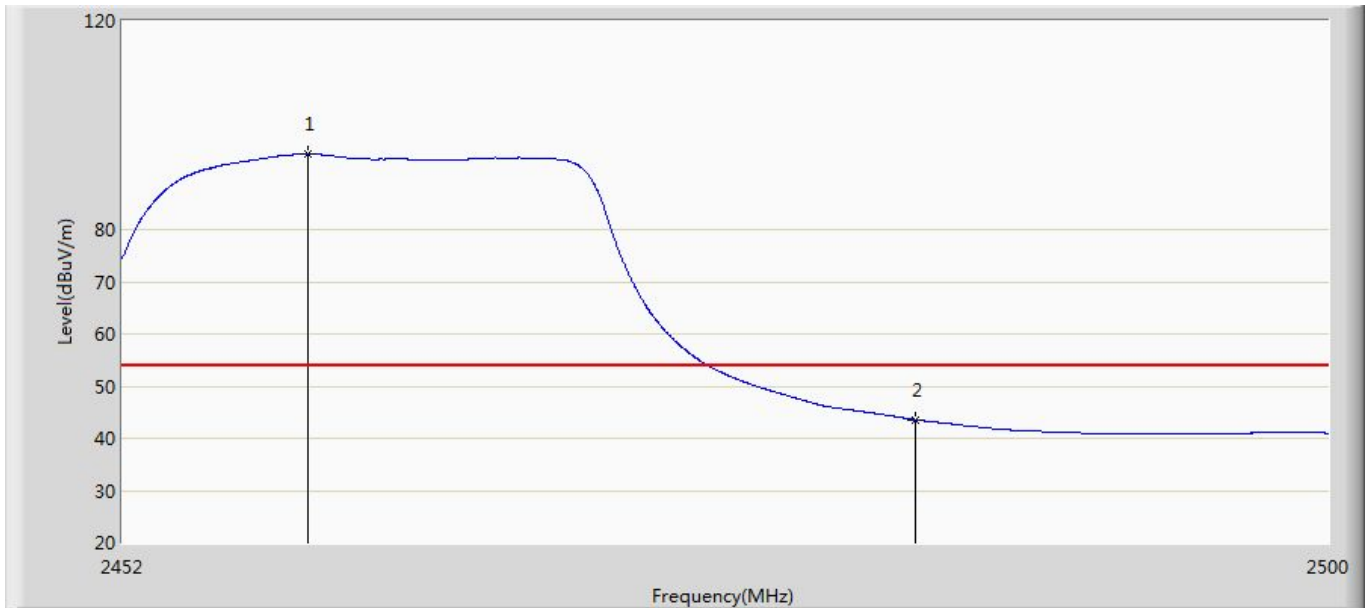
No	Mark	Frequency (MHz)	Measure Level (dBuV/m)	Reading Level (dBuV)	Over Limit (dB)	Limit (dBuV/m)	Factor (dB)	Type
1	*	2469.304	101.751	65.881	N/A	N/A	35.870	AV
2		2483.500	53.354	17.462	-0.646	54.000	35.891	AV

Site: AC5	Time: 2017/06/01 - 22:55
Limit: FCC_Part15.209_RE(3m)	Margin: 0
Probe: Horn_3117_00167055(1-18GHz)	Polarity: Horizontal
EUT: Xiaomi Router 3 Pro	Power: AC 120V/60Hz
Note: Mode 9:Transmit at 2462MHz by 802.11n20 beamforming	



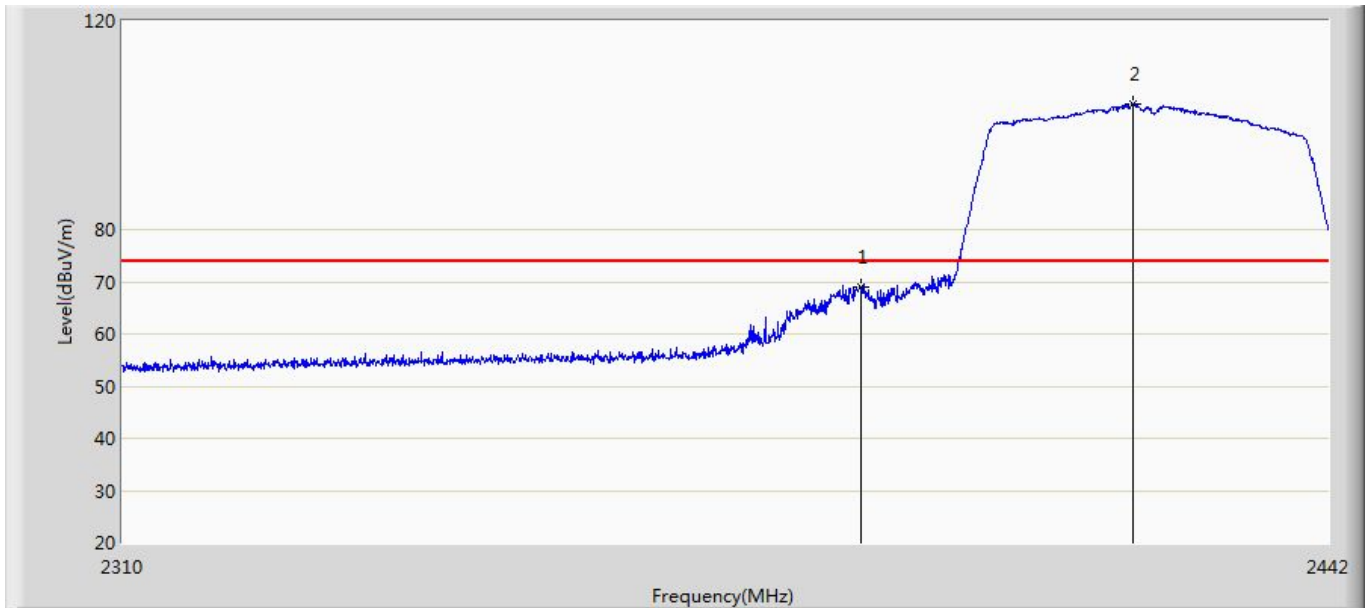
No	Mark	Frequency (MHz)	Measure Level (dBuV/m)	Reading Level (dBuV)	Over Limit (dB)	Limit (dBuV/m)	Factor (dB)	Type
1	*	2465.560	102.469	66.595	N/A	N/A	35.874	PK
2		2483.500	55.540	19.648	-18.460	74.000	35.891	PK
3		2483.920	62.511	26.616	-11.489	74.000	35.895	PK

Site: AC5	Time: 2017/06/01 - 22:58
Limit: FCC_Part15.209_RE(3m)	Margin: 0
Probe: Horn_3117_00167055(1-18GHz)	Polarity: Horizontal
EUT: Xiaomi Router 3 Pro	Power: AC 120V/60Hz
Note: Mode 9:Transmit at 2462MHz by 802.11n20 beamforming	



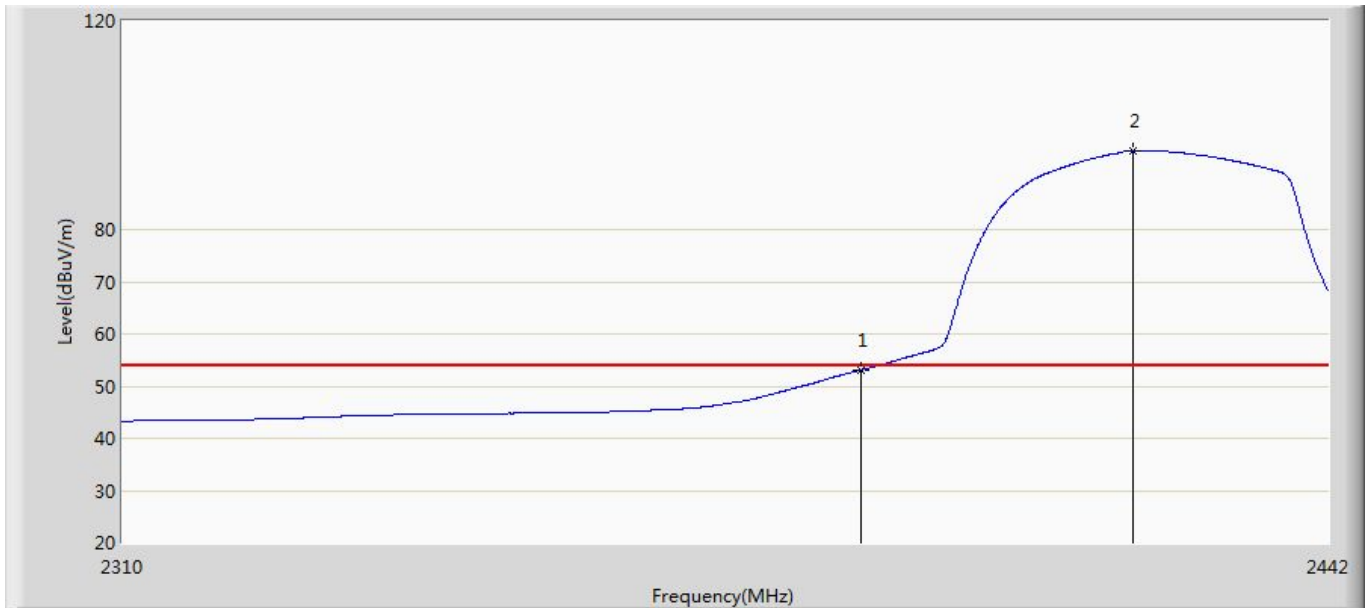
No	Mark	Frequency (MHz)	Measure Level (dBuV/m)	Reading Level (dBuV)	Over Limit (dB)	Limit (dBuV/m)	Factor (dB)	Type
1	*	2459.344	94.476	58.609	N/A	N/A	35.867	AV
2		2483.500	43.540	7.648	-10.460	54.000	35.891	AV

Site: AC5	Time: 2017/06/01 - 23:08
Limit: FCC_Part15.209_RE(3m)	Margin: 0
Probe: Horn_3117_00167055(1-18GHz)	Polarity: Vertical
EUT: Xiaomi Router 3 Pro	Power: AC 120V/60Hz
Note: Mode 10:Transmit at 2422MHz by 802.11n40 beamforming	



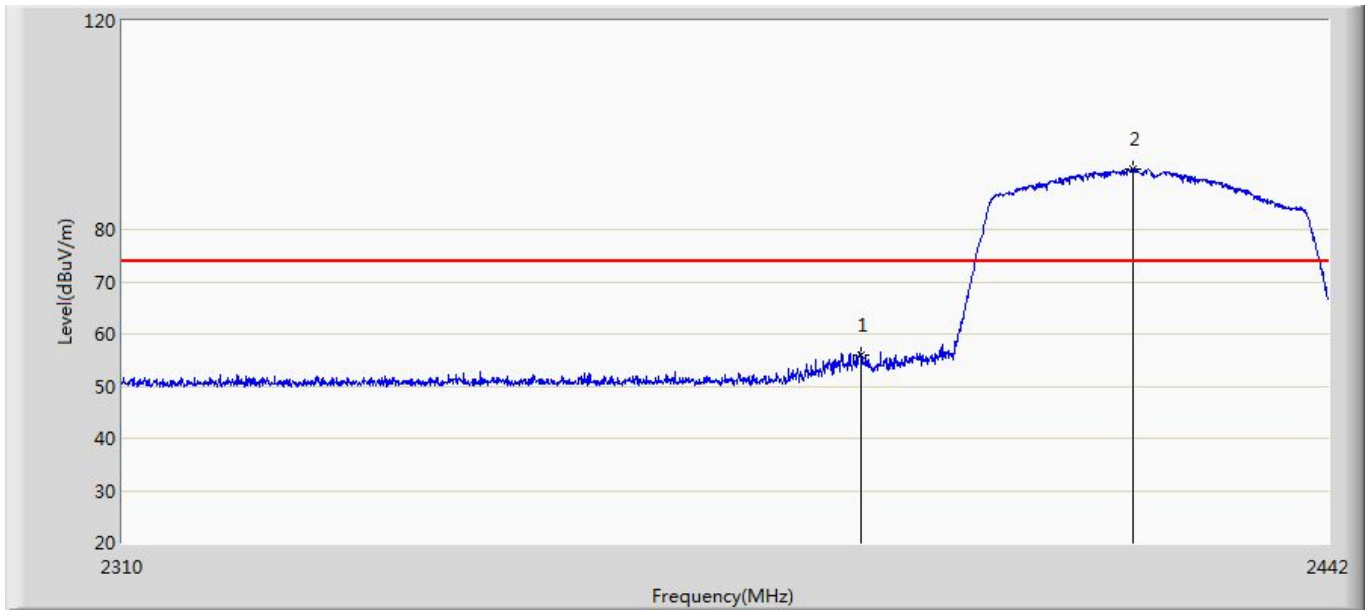
No	Mark	Frequency (MHz)	Measure Level (dBuV/m)	Reading Level (dBuV)	Over Limit (dB)	Limit (dBuV/m)	Factor (dB)	Type
1		2390.000	68.972	33.290	-5.028	74.000	35.682	PK
2	*	2420.220	104.087	68.311	N/A	N/A	35.776	PK

Site: AC5	Time: 2017/06/01 - 23:05
Limit: FCC_Part15.209_RE(3m)	Margin: 0
Probe: Horn_3117_00167055(1-18GHz)	Polarity: Vertical
EUT: Xiaomi Router 3 Pro	Power: AC 120V/60Hz
Note: Mode 10:Transmit at 2422MHz by 802.11n40 beamforming	



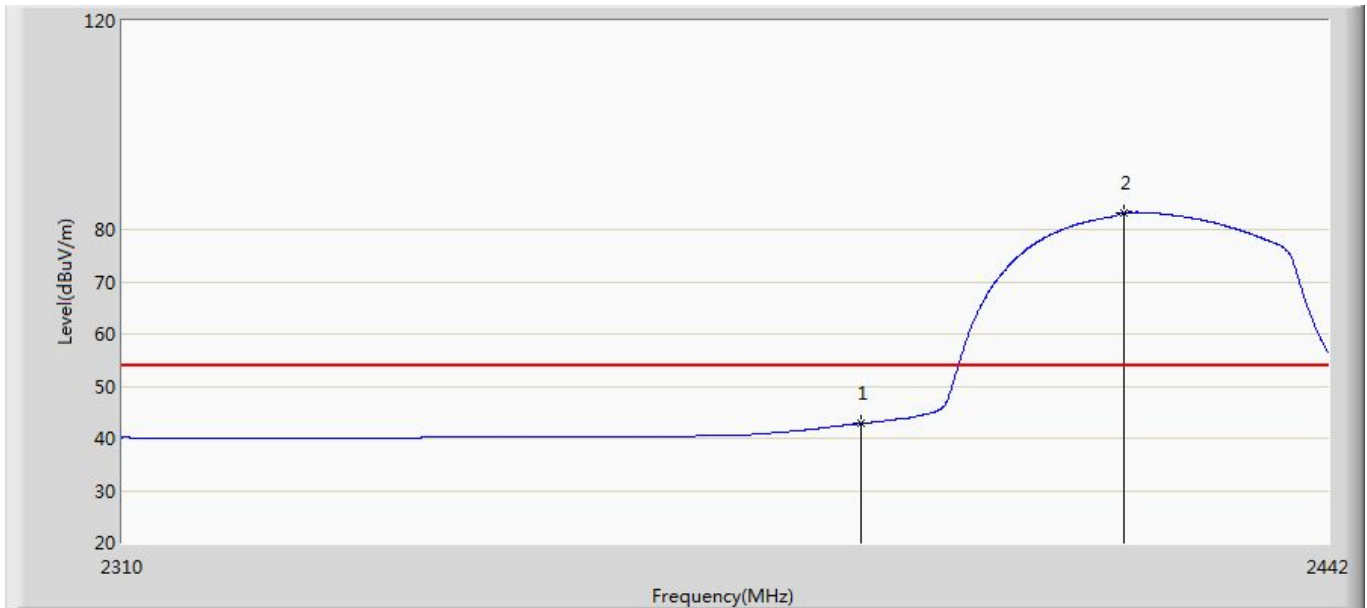
No	Mark	Frequency (MHz)	Measure Level (dBuV/m)	Reading Level (dBuV)	Over Limit (dB)	Limit (dBuV/m)	Factor (dB)	Type
1		2390.000	53.074	17.392	-0.926	54.000	35.682	AV
2	*	2420.154	95.061	59.285	N/A	N/A	35.775	AV

Site: AC5	Time: 2017/06/01 - 23:09
Limit: FCC_Part15.209_RE(3m)	Margin: 0
Probe: Horn_3117_00167055(1-18GHz)	Polarity: Horizontal
EUT: Xiaomi Router 3 Pro	Power: AC 120V/60Hz
Note: Mode 10:Transmit at 2422MHz by 802.11n40 beamforming	



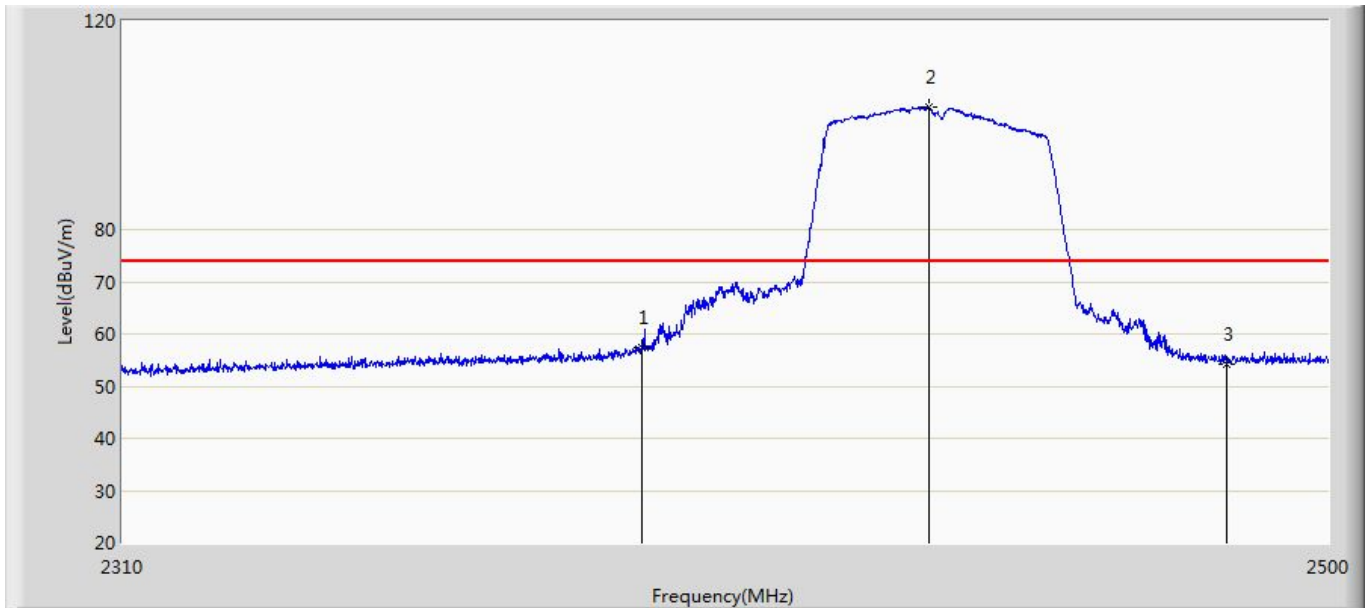
No	Mark	Frequency (MHz)	Measure Level (dBuV/m)	Reading Level (dBuV)	Over Limit (dB)	Limit (dBuV/m)	Factor (dB)	Type
1		2390.000	56.058	20.376	-17.942	74.000	35.682	PK
2	*	2420.154	91.598	55.822	N/A	N/A	35.775	PK

Site: AC5	Time: 2017/06/01 - 23:11
Limit: FCC_Part15.209_RE(3m)	Margin: 0
Probe: Horn_3117_00167055(1-18GHz)	Polarity: Horizontal
EUT: Xiaomi Router 3 Pro	Power: AC 120V/60Hz
Note: Mode 10: Transmit at 2422MHz by 802.11n40 beamforming	



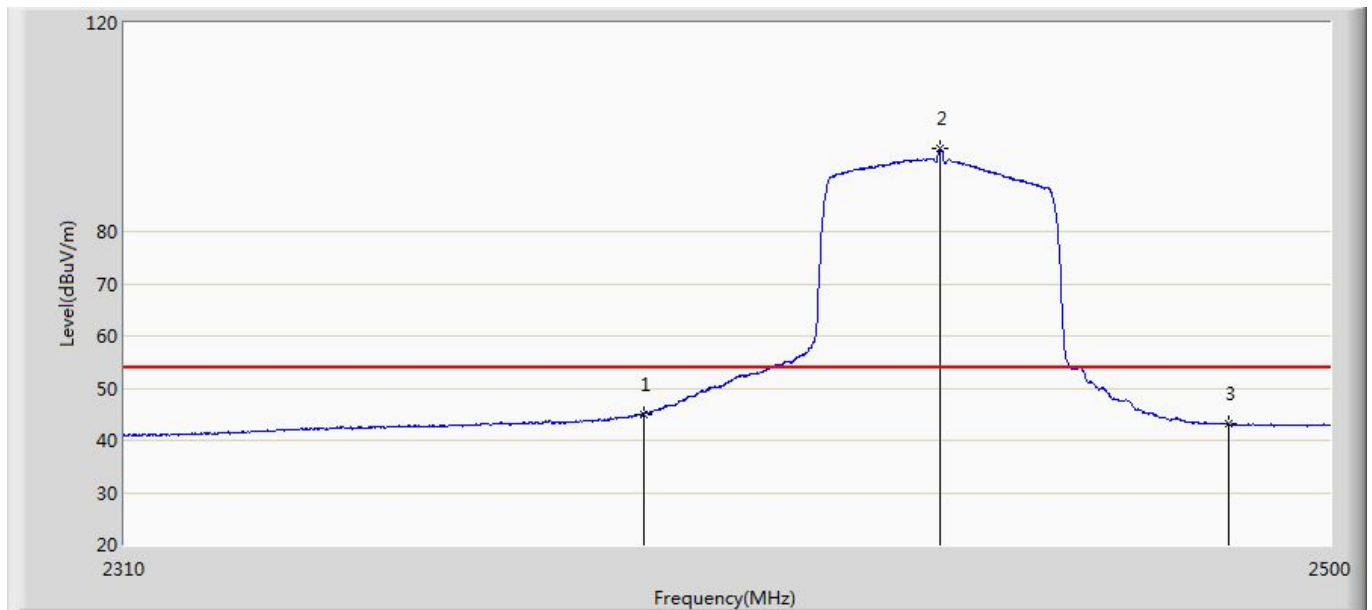
No	Mark	Frequency (MHz)	Measure Level (dBuV/m)	Reading Level (dBuV)	Over Limit (dB)	Limit (dBuV/m)	Factor (dB)	Type
1		2390.000	42.828	7.146	-11.172	54.000	35.682	AV
2	*	2419.098	83.265	47.494	N/A	N/A	35.771	AV

Site: AC5	Time: 2017/06/01 - 23:20
Limit: FCC_Part15.209_RE(3m)	Margin: 0
Probe: Horn_3117_00167055(1-18GHz)	Polarity: Vertical
EUT: Xiaomi Router 3 Pro	Power: AC 120V/60Hz
Note: Mode 10:Transmit at 2437MHz by 802.11n40 beamforming	



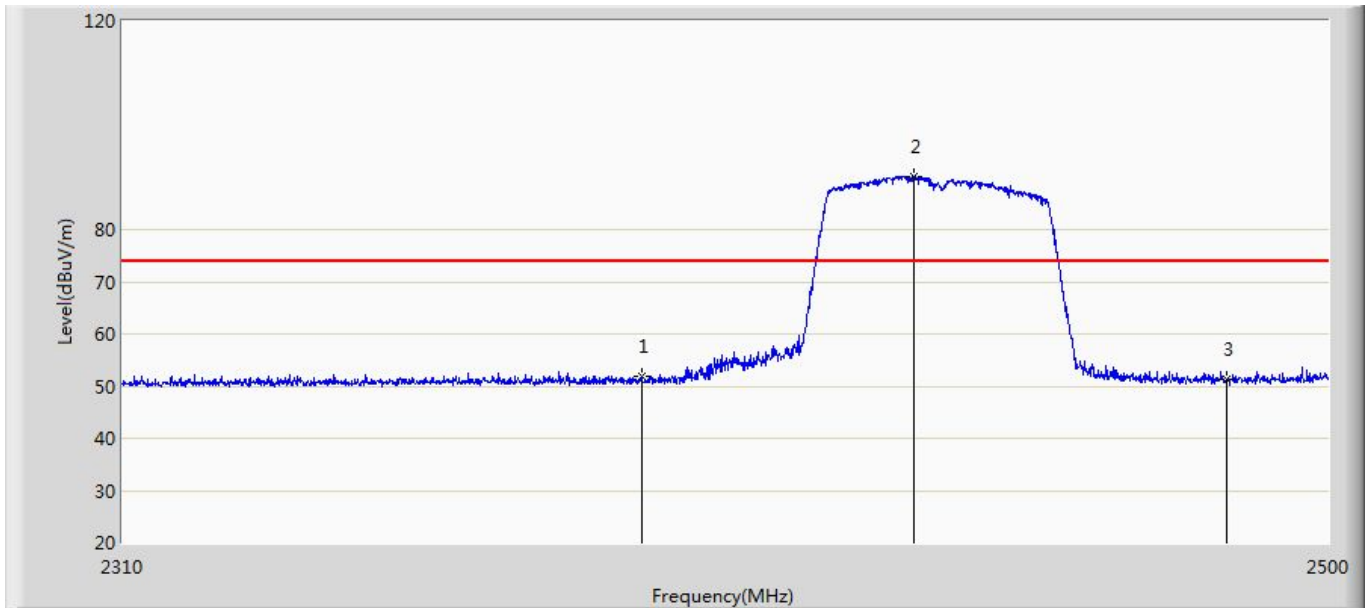
No	Mark	Frequency (MHz)	Measure Level (dBuV/m)	Reading Level (dBuV)	Over Limit (dB)	Limit (dBuV/m)	Factor (dB)	Type
1		2390.000	57.293	21.611	-16.707	74.000	35.682	PK
2	*	2435.495	103.457	67.651	N/A	N/A	35.807	PK
3		2483.500	54.329	18.437	-19.671	74.000	35.891	PK

Site: AC5	Time: 2017/06/01 - 23:17
Limit: FCC_Part15.209_RE(3m)	Margin: 0
Probe: Horn_3117_00167055(1-18GHz)	Polarity: Vertical
EUT: Xiaomi Router 3 Pro	Power: AC 120V/60Hz
Note: Mode 10: Transmit at 2437MHz by 802.11n40 beamforming	



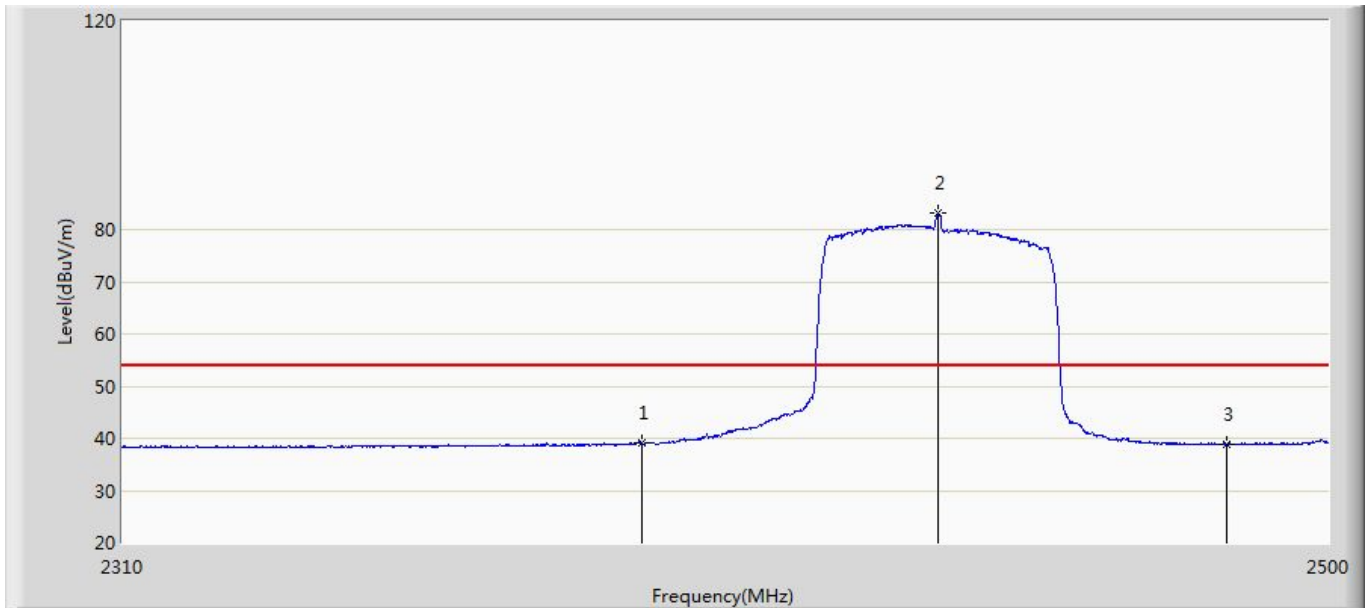
No	Mark	Frequency (MHz)	Measure Level (dBuV/m)	Reading Level (dBuV)	Over Limit (dB)	Limit (dBuV/m)	Factor (dB)	Type
1		2390.000	44.973	9.291	-9.027	54.000	35.682	AV
2	*	2437.015	95.835	60.029	N/A	N/A	35.806	AV
3		2483.500	43.086	7.194	-10.914	54.000	35.891	AV

Site: AC5	Time: 2017/06/01 - 23:22
Limit: FCC_Part15.209_RE(3m)	Margin: 0
Probe: Horn_3117_00167055(1-18GHz)	Polarity: Horizontal
EUT: Xiaomi Router 3 Pro	Power: AC 120V/60Hz
Note: Mode 10: Transmit at 2437MHz by 802.11n40 beamforming	



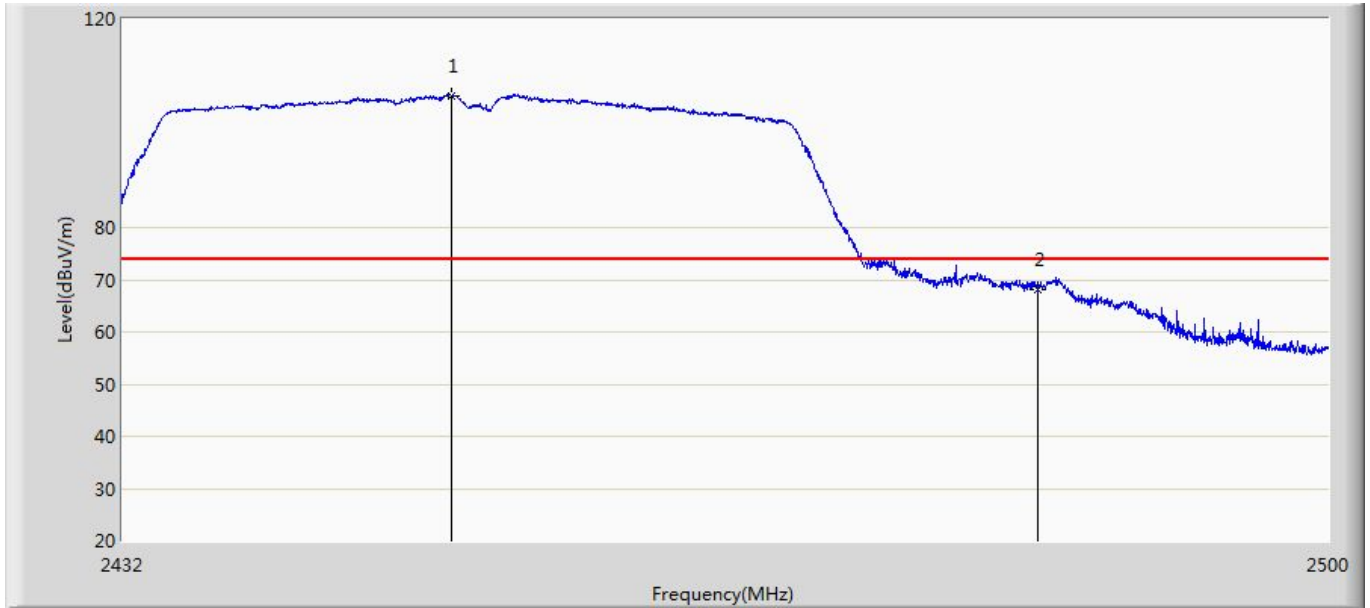
No	Mark	Frequency (MHz)	Measure Level (dBuV/m)	Reading Level (dBuV)	Over Limit (dB)	Limit (dBuV/m)	Factor (dB)	Type
1		2390.000	51.862	16.180	-22.138	74.000	35.682	PK
2	*	2433.120	90.071	54.264	N/A	N/A	35.807	PK
3		2483.500	51.313	15.421	-22.687	74.000	35.891	PK

Site: AC5	Time: 2017/06/01 - 23:24
Limit: FCC_Part15.209_RE(3m)	Margin: 0
Probe: Horn_3117_00167055(1-18GHz)	Polarity: Horizontal
EUT: Xiaomi Router 3 Pro	Power: AC 120V/60Hz
Note: Mode 10: Transmit at 2437MHz by 802.11n40 beamforming	



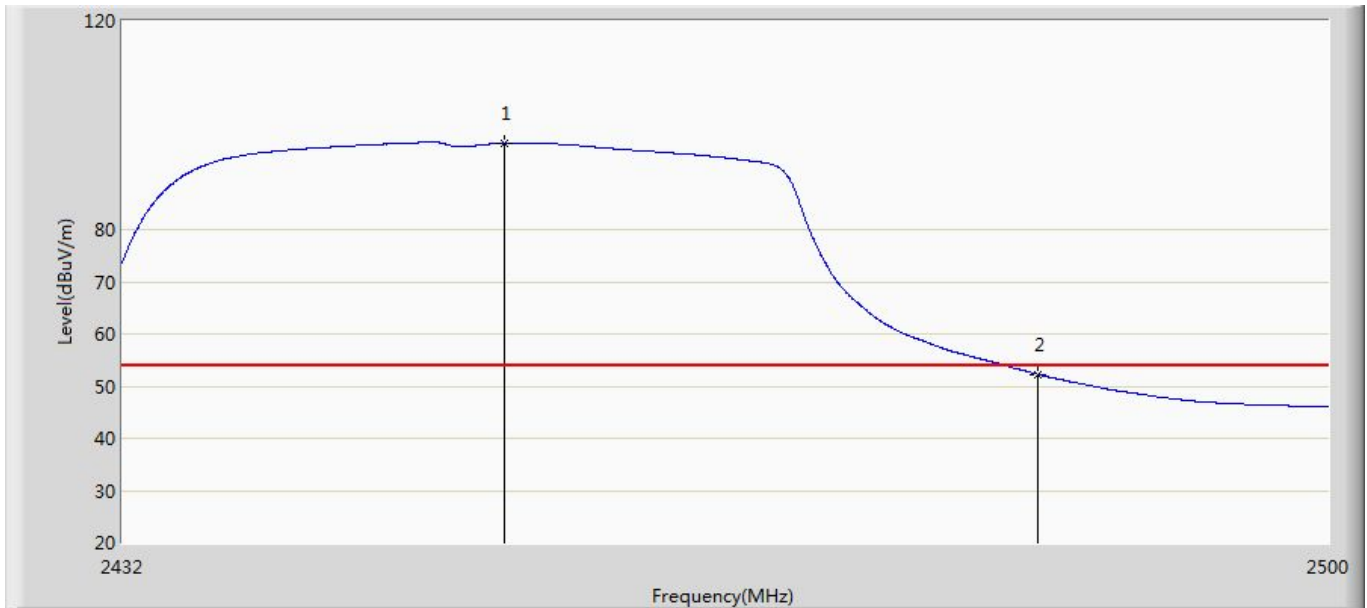
No	Mark	Frequency (MHz)	Measure Level (dBuV/m)	Reading Level (dBuV)	Over Limit (dB)	Limit (dBuV/m)	Factor (dB)	Type
1		2390.000	39.012	3.330	-14.988	54.000	35.682	AV
2	*	2437.015	83.066	47.260	N/A	N/A	35.806	AV
3		2483.500	38.865	2.973	-15.135	54.000	35.891	AV

Site: AC5	Time: 2017/06/01 - 23:48
Limit: FCC_Part15.209_RE(3m)	Margin: 0
Probe: Horn_3117_00167055(1-18GHz)	Polarity: Vertical
EUT: Xiaomi Router 3 Pro	Power: AC 120V/60Hz
Note: Mode 10:Transmit at 2452MHz by 802.11n40 beamforming	



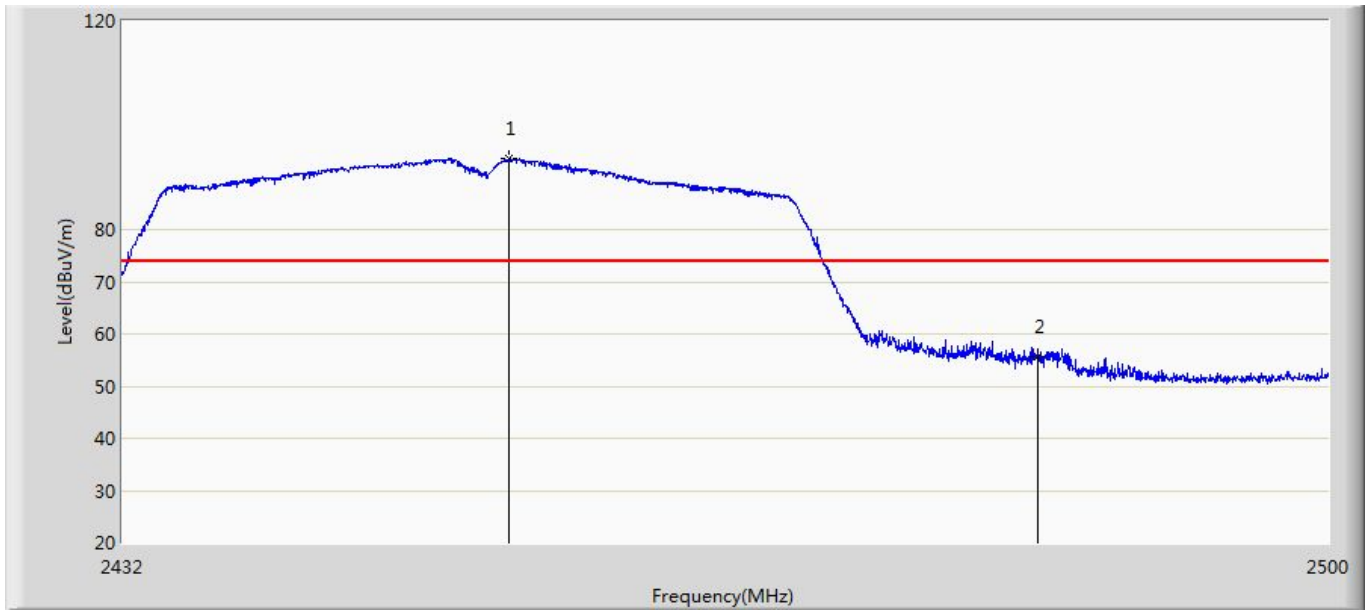
No	Mark	Frequency (MHz)	Measure Level (dBuV/m)	Reading Level (dBuV)	Over Limit (dB)	Limit (dBuV/m)	Factor (dB)	Type
1	*	2450.428	105.359	69.531	N/A	N/A	35.827	PK
2		2483.500	68.093	32.201	-5.907	74.000	35.891	PK

Site: AC5	Time: 2017/06/01 - 23:30
Limit: FCC_Part15.209_RE(3m)	Margin: 0
Probe: Horn_3117_00167055(1-18GHz)	Polarity: Vertical
EUT: Xiaomi Router 3 Pro	Power: AC 120V/60Hz
Note: Mode 10: Transmit at 2452MHz by 802.11n40 beamforming	



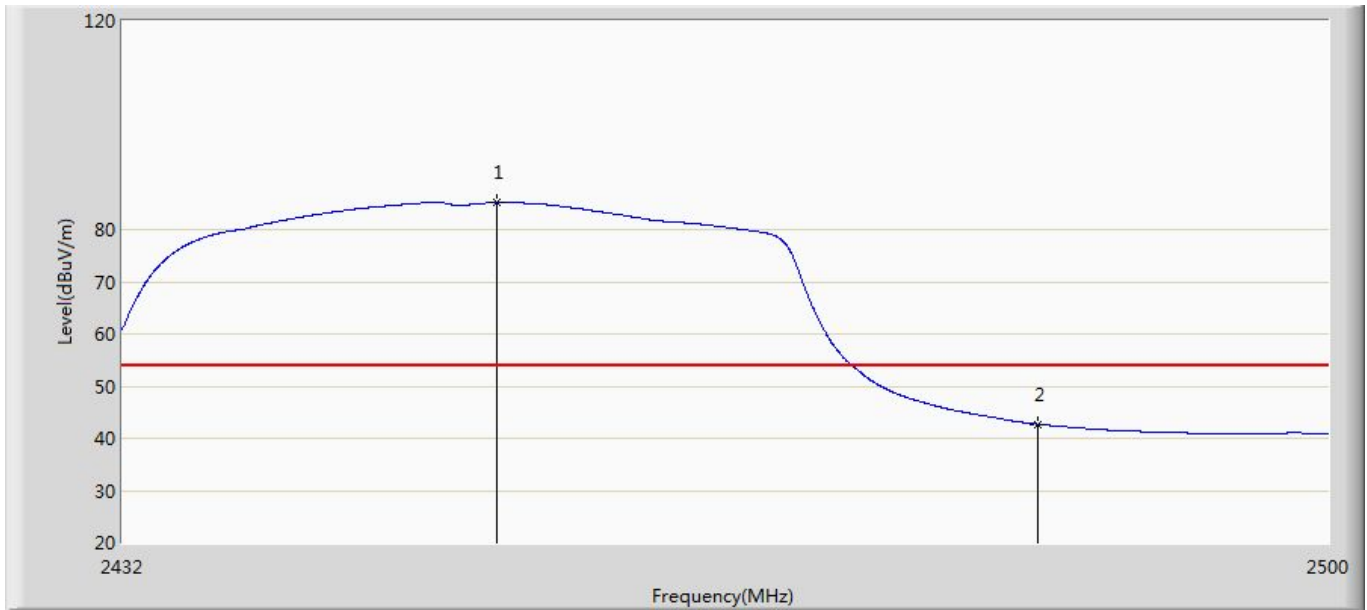
No	Mark	Frequency (MHz)	Measure Level (dBuV/m)	Reading Level (dBuV)	Over Limit (dB)	Limit (dBuV/m)	Factor (dB)	Type
1	*	2453.386	96.554	60.713	N/A	N/A	35.841	AV
2		2483.500	53.246	17.354	-0.754	54.000	35.891	AV

Site: AC5	Time: 2017/06/01 - 23:50
Limit: FCC_Part15.209_RE(3m)	Margin: 0
Probe: Horn_3117_00167055(1-18GHz)	Polarity: Horizontal
EUT: Xiaomi Router 3 Pro	Power: AC 120V/60Hz
Note: Mode 10: Transmit at 2452MHz by 802.11n40 beamforming	



No	Mark	Frequency (MHz)	Measure Level (dBuV/m)	Reading Level (dBuV)	Over Limit (dB)	Limit (dBuV/m)	Factor (dB)	Type
1	*	2453.590	93.485	57.643	N/A	N/A	35.841	PK
2		2483.500	55.583	19.691	-18.417	74.000	35.891	PK

Site: AC5	Time: 2017/06/01 - 23:51
Limit: FCC_Part15.209_RE(3m)	Margin: 0
Probe: Horn_3117_00167055(1-18GHz)	Polarity: Horizontal
EUT: Xiaomi Router 3 Pro	Power: AC 120V/60Hz
Note: Mode 10: Transmit at 2452MHz by 802.11n40 beamforming	



No	Mark	Frequency (MHz)	Measure Level (dBuV/m)	Reading Level (dBuV)	Over Limit (dB)	Limit (dBuV/m)	Factor (dB)	Type
1	*	2452.944	85.171	49.332	N/A	N/A	35.838	AV
2		2483.500	42.707	6.815	-11.293	54.000	35.891	AV

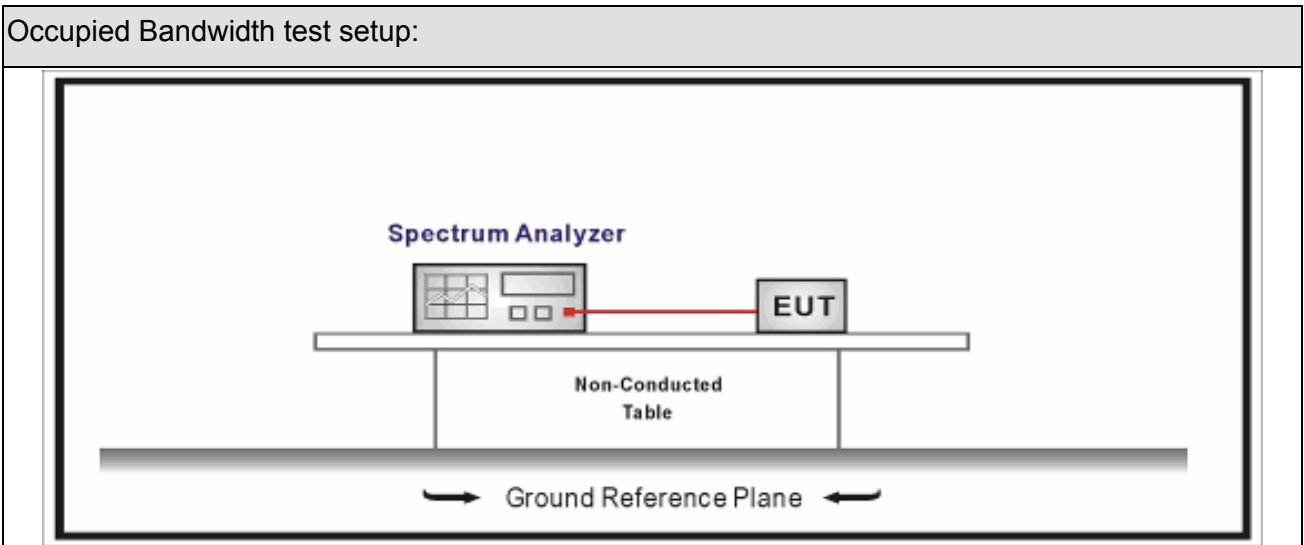
7. Occupied Bandwidth

7.1. Test Equipment

Occupied Bandwidth / TR-8					
Instrument	Manufacturer	Type No.	Serial No.	Cal. Date	Cal. Due Date
Spectrum Analyzer	Agilent	N9010A	MY48030494	2017.02.04	2018.02.03
EXA Spectrum Analyzer	Keysight	N9010A	MY55370495	2017.04.09	2018.04.08
MXA Signal Analyzer	Keysight	N9020A	MY56060147	2017.04.09	2018.04.08
Temperature/Humidity Meter	zhichen	ZC1-2	TR8-TH	2017.04.10	2018.04.09

Note: All equipments are calibrated with traceable calibrations. Each calibration is traceable to the national or international standards.

7.2. Test Setup




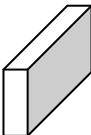

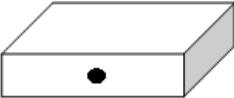



7.3. Limit

Occupied Bandwidth
Systems using digital modulation techniques operate in the 2400-2483.5 MHz .The minimum 6 dB bandwidth shall be at least 500 kHz

7.4. Test Procedure

Test Method			
	Reference Rule	Chapter	Description
<input checked="" type="checkbox"/>	ANSI C63.10	11.8	DTS bandwidth
<input type="checkbox"/>	ANSI C63.10	11.8.1	Option 1
<input checked="" type="checkbox"/>	ANSI C63.10	11.8.2	Option 2

7.5. EUT test definition

Item	Occupied Bandwidth			
Device Category	<input checked="" type="checkbox"/>	Fixed position use		
	<input type="checkbox"/>	Mobile position use		
Test mode	Mode 1 ~ Mode 10			
Test method	<input type="checkbox"/>	Radiated		
		X Axis	Y Axis	Z Axis
				
		Worst Axis <input type="checkbox"/>	Worst Axis <input type="checkbox"/>	Worst Axis <input type="checkbox"/>
	<input checked="" type="checkbox"/>	Conducted		
	<input type="checkbox"/>	Chain 0		
				
	<input type="checkbox"/>	Chain 0	Chain 1	
				
	<input type="checkbox"/>	Chain 0	Chain 1	Chain 2
				
	<input checked="" type="checkbox"/>	Chain 0	Chain 1	Chain 2
				

7.6. Test Result

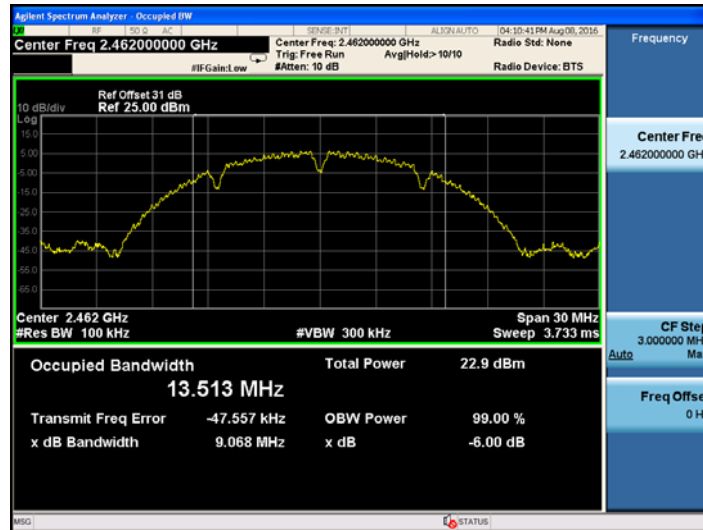
Product Name	: Xiaomi Router 3 Pro	Power	: AC 120V/60Hz
Test Mode	: Mode1~10	Test Site	: TR8
Test Date	: 2017.06.05		

Mode	CH.	Test Freq. (MHz)	99% Occupied Bandwidth (MHz)				6dB Occupied Bandwidth (MHz)				Limit (kHz)	Result
			Ant 0	Ant 1	Ant 2	Ant 3	Ant 0	Ant 1	Ant 2	Ant 3		
1	01	2412	13.820	13.878	13.764	13.752	9.108	9.111	9.095	9.103	>500	Pass
1	06	2437	13.527	13.545	13.522	13.552	9.083	9.107	9.092	9.533	>500	Pass
1	11	2462	13.704	13.750	13.693	13.704	9.104	9.074	9.091	9.108	>500	Pass
2	01	2412	16.338	16.340	16.341	16.343	15.48	15.04	15.65	15.12	>500	Pass
2	06	2437	16.333	16.341	16.356	16.332	15.10	15.08	15.78	15.09	>500	Pass
2	11	2462	16.327	16.345	16.345	16.344	15.18	15.43	14.47	15.10	>500	Pass
3	01	2412	17.503	17.508	17.508	17.527	15.95	15.17	15.72	15.16	>500	Pass
3	06	2437	17.503	17.516	17.498	17.534	15.16	15.16	15.17	15.17	>500	Pass
3	11	2462	17.515	17.503	17.468	17.508	15.14	15.17	15.16	15.42	>500	Pass
4	03	2422	35.747	35.644	35.587	35.694	35.12	33.88	35.11	35.12	>500	Pass
4	06	2437	35.709	35.706	35.734	35.593	35.04	35.10	35.01	35.09	>500	Pass
4	09	2452	35.708	35.760	35.658	35.681	33.86	35.11	35.12	35.12	>500	Pass
5	01	2412	14.022				9.093				>500	Pass
5	06	2437	13.931				9.088				>500	Pass
5	11	2462	13.513				9.068				>500	Pass
6	01	2412	16.324				15.12				>500	Pass
6	06	2437	16.328				14.63				>500	Pass
6	11	2462	16.331				15.07				>500	Pass
7	01	2412	17.515				15.68				>500	Pass
7	06	2437	17.504				15.13				>500	Pass
7	11	2462	17.510				15.09				>500	Pass
8	03	2422	35.744				35.04				>500	Pass
8	06	2437	35.761				33.83				>500	Pass
8	09	2452	35.739				32.56				>500	Pass
9	01	2412	17.490	17.497	17.493	17.489	15.15	15.10	15.13	15.14	>500	Pass
9	06	2437	17.491	17.494	17.490	17.506	15.15	15.15	15.15	15.11	>500	Pass
9	11	2462	17.490	17.499	17.506	17.486	15.14	15.14	15.14	15.14	>500	Pass

10	03	2422	35.734	35.749	35.744	35.759	35.14	35.08	35.14	35.11	>500	Pass
10	06	2437	35.732	35.730	35.716	35.720	35.15	35.13	35.10	35.13	>500	Pass
10	09	2452	35.723	35.704	35.700	35.686	33.89	35.12	33.87	33.88	>500	Pass

Note : The worst case of Occupied Bandwidth as below in next page:

Mode 5 CH11 (2462MHz) Ant 0



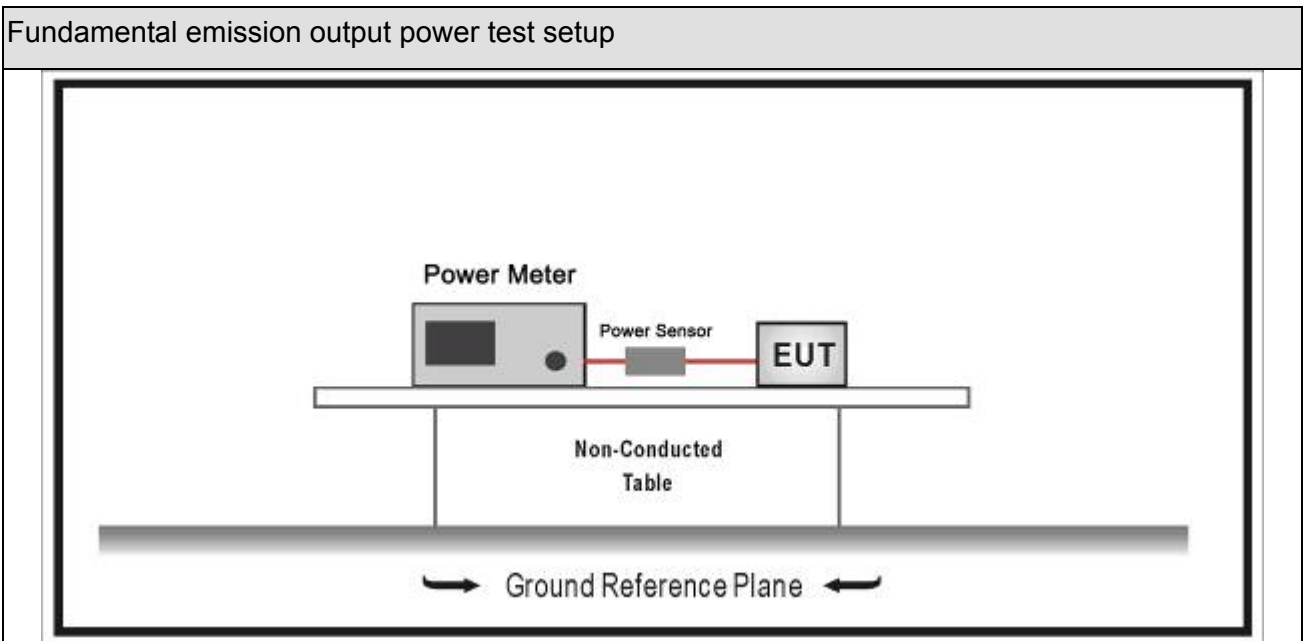
8. Fundamental emission output power

8.1. Test Equipment

Fundamental emission output power/ TR-8					
Instrument	Manufacturer	Type No.	Serial No.	Cal. Date	Cal. Due Date
Spectrum Analyzer	Agilent	E4446A	MY45300103	2017.01.03	2018.01.02
Spectrum Analyzer	Agilent	N9010A	MY48030494	2017.02.04	2018.02.03
Wideband Peak Power Meter	Anritsu	ML2495A	0905006	2016.10.14	2017.10.13
Power Sensor	Anritsu	MA2411B	0846014	2016.10.14	2017.10.13
Temperature/Humidity Meter	zhicheng	ZC1-2	TR8-TH	2017.04.10	2018.04.09

Note: All equipments are calibrated with traceable calibrations. Each calibration is traceable to the national or international standards.

8.2. Test Setup



8.3. Limit


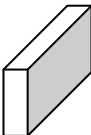

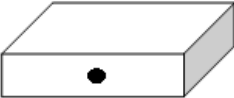

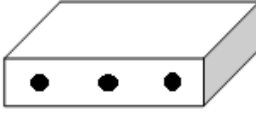

Fundamental emission output power Limit		
<input checked="" type="checkbox"/>	$G_{TX} < 6\text{dBi}$	$P_{out} \leq 30\text{dBm}$
<input checked="" type="checkbox"/>	$G_{TX} > 6\text{dBi}$	
<input checked="" type="checkbox"/>	Non-Fix point-point	$P_{out} \leq 30 - (G_{TX} - 6)$
<input type="checkbox"/>	Fix point-point	$P_{out} \leq 30 - [(G_{TX} - 6)]/3$
<input type="checkbox"/>	emits multiple directional beams but does not do emit multiple directional beams simultaneously	$P_{out} \leq 30 - [(G_{TX} - 6)]/3$
<input type="checkbox"/>	operates simultaneously on multiple directional beams using the same or different frequency channels	$P_{out} \leq 30 - [(G_{TX} - 6)]/3 + 8\text{dB}$
<input type="checkbox"/>	single directional beam	$P_{out} \leq 30 - [(G_{TX} - 6)]/3$
<p>Note 1 : G_{TX} directional gain of transmitting antennas.</p> <p>Note 2 : P_{out} is maximum peak conducted output power .</p>		

8.4. Test Procedure

Fundamental emission output power Test Method					
	References Rule		Chapter	Description	
<input checked="" type="checkbox"/>	ANSI C63.10		11.9	Fundamental emission output power	
	<input checked="" type="checkbox"/>	ANSI C63.10		11.9.1	Maximum peak conducted output power
	<input type="checkbox"/>	ANSI C63.10	11.9.1.1	RBW \geq DTS bandwidth	
	<input type="checkbox"/>	ANSI C63.10	11.9.1.2	Integrated band power method	
	<input checked="" type="checkbox"/>	ANSI C63.10	11.9.1.3	PKPM1 Peak power meter method	
	<input type="checkbox"/>	ANSI C63.10		11.9.2	Maximum conducted (average) output power
	<input type="checkbox"/>	ANSI C63.10		11.9.2.2	Measurement using a spectrum analyzer (SA)
	<input type="checkbox"/>	ANSI C63.10	11.9.2.2.2	Method AVGSA-1(Duty cycle \geq 98%)	
	<input type="checkbox"/>	ANSI C63.10	11.9.2.2.3	Method AVGSA-1A(Duty cycle \geq 98%)	
	<input type="checkbox"/>	ANSI C63.10	11.9.2.2.4	Method AVGSA-2(Duty cycle \leq 98%)	
	<input type="checkbox"/>	ANSI C63.10	11.9.2.2.5	Method AVGSA-2A(Duty cycle \leq 98%)	
	<input type="checkbox"/>	ANSI C63.10	11.9.2.2.4	Method AVGSA-3	
	<input type="checkbox"/>	ANSI C63.10	11.9.2.2.5	Method AVGSA-3A	
	<input type="checkbox"/>	ANSI C63.10		11.9.2.3	Measurement using a power meter (PM)
	<input type="checkbox"/>	ANSI C63.10	11.9.2.3.1	Method AVGPM	
	<input type="checkbox"/>	ANSI C63.10	11.9.2.3.2	Method AVGPM-G	

Directional Gain Calculations for In-Band test method			
	References Rule	Chapter	Description
<input type="checkbox"/>	KDB 662911	F2)a)	Basic methodology with NANT transmit antennas
	<input type="checkbox"/> KDB 662911	F2)a) (i)	transmit signals are correlated
	<input type="checkbox"/> KDB 662911	F2)a) (ii)	transmit signals are uncorrelated
<input type="checkbox"/>	KDB 662911	F2)b)	Sectorized antenna systems.
<input type="checkbox"/>	KDB 662911	F2)c)	Cross-polarized antennas
	<input type="checkbox"/> KDB 662911	F2)c) (i)	Cross-polarized antennas with NANT = 2.
	<input type="checkbox"/> KDB 662911	F2)c) (ii)	Multiple antennas
<input type="checkbox"/>	KDB 662911	F2)d)	Sectorized antenna systems.
	<input type="checkbox"/> KDB 662911	F2)d) (i)	transmit signals are correlated
	<input type="checkbox"/> KDB 662911	F2)d) (ii)	transmit signals are uncorrelated
<input checked="" type="checkbox"/>	KDB 662911	F2)e)	Spatial Multiplexing
	<input type="checkbox"/> KDB 662911	F2)e) (i)	Antennas have the same gain
	<input checked="" type="checkbox"/> KDB 662911	F2)e) (ii)	Antenna have the different gain with one spatial stream
	<input type="checkbox"/> KDB 662911	F2)e) (iii)	Antenna have the different gain with more than one spatial stream
<input checked="" type="checkbox"/>	KDB 662911	F2)f)	Cyclic Delay Diversity (CDD)
	<input checked="" type="checkbox"/> KDB 662911	F2)f) (i)	Antennas have the same gain
	<input type="checkbox"/> KDB 662911	F2)f) (ii)	Antenna have the different gain with one spatial stream
	<input type="checkbox"/> KDB 662911	F2)f) (ii)	Antenna have the different gain with more than one spatial stream

8.5. EUT test definition

Item	Fundamental emission output power			
Device Category	<input checked="" type="checkbox"/>	Fixed position use		
	<input type="checkbox"/>	Mobile position use		
Test mode	Mode 1 ~ Mode 10			
Test method	<input type="checkbox"/>	Radiated		
		X Axis	Y Axis	Z Axis
				
		Worst Axis <input type="checkbox"/>	Worst Axis <input type="checkbox"/>	Worst Axis <input type="checkbox"/>
	<input checked="" type="checkbox"/>	Conducted		
	<input type="checkbox"/>	Chain 0		
				
	<input type="checkbox"/>	Chain 0	Chain 1	
				
	<input type="checkbox"/>	Chain 0	Chain 1	Chain 2
				
<input checked="" type="checkbox"/>	Chain 0	Chain 1	Chain 2	Chain 3
				

8.6. Test Result

Product Name	:	Xiaomi Router 3 Pro	Power	:	AC 120V/60Hz
Test Mode	:	Mode1~10	Test Site	:	TR8
Test Date	:	2017.06.12			

SISO mode:

Mode	Channel	Test Frequency (MHz)	Measurement Power Output (dBm)				Limit (dBm)	Result
			Ant 0	Ant 1	Ant 2	Ant 3		
1	01	2412	22.09	22.67	22.65	23.08	30	Pass
1	06	2437	22.21	22.75	22.75	23.19	30	Pass
1	11	2462	21.49	21.58	22.67	23.69	30	Pass
2	01	2412	23.47	24.35	24.16	24.65	30	Pass
2	06	2437	23.31	24.46	24.21	24.64	30	Pass
2	11	2462	22.76	23.97	24.03	24.34	30	Pass
3	01	2412	23.03	24.09	24.19	24.24	30	Pass
3	06	2437	22.91	24.13	24.24	24.15	30	Pass
3	11	2462	22.23	23.56	24.03	24.09	30	Pass
4	03	2422	21.07	21.92	22.86	22.53	30	Pass
4	06	2437	21.11	22.03	22.95	22.57	30	Pass
4	09	2452	21.25	21.89	23.18	22.84	30	Pass

CDD mode:

Mode	Channel	Test Frequency (MHz)	Measurement Power Output (dBm)				Total Power (dBm)	Directional Gain (dBi)	Limit (dBm)	Result
			Ant 0	Ant 1	Ant 2	Ant 3				
5	01	2412	21.79	22.35	22.17	22.24	28.16	1.47	30	Pass
5	06	2437	22.03	22.38	22.25	22.09	28.21	1.47	30	Pass
5	11	2462	20.32	20.65	21.02	21.08	26.80	1.47	30	Pass
6	01	2412	22.67	23.47	23.81	23.75	29.47	1.47	30	Pass
6	06	2437	22.54	23.54	23.84	23.81	29.48	1.47	30	Pass
6	11	2462	21.97	22.74	23.25	23.14	28.82	1.47	30	Pass
7	01	2412	22.58	23.76	23.61	24.02	29.55	1.47	30	Pass
7	06	2437	22.52	23.81	23.65	23.97	29.54	1.47	30	Pass
7	11	2462	22.61	23.69	23.72	23.85	29.52	1.47	30	Pass
8	03	2422	21.92	22.48	22.54	22.68	28.44	1.47	30	Pass
8	06	2437	22.02	22.53	22.59	22.75	28.50	1.47	30	Pass
8	09	2452	21.78	22.28	22.26	22.42	28.21	1.47	30	Pass

Beamforming Mode:

Mode	Channel	Test Frequency (MHz)	Measurement Power Output (dBm)				Total Power (dBm)	Directional Gain (dBi)	Limit#1 (dBm)	Result
			Ant 0	Ant 1	Ant 2	Ant 3				
9	01	2412	20.01	21.18	21.13	21.27	26.95	7.47	28.53	Pass
9	06	2437	19.97	21.13	21.18	21.33	26.96	7.47	28.53	Pass
9	11	2462	20.06	21.24	21.04	21.22	26.94	7.47	28.53	Pass
10	03	2422	20.28	20.84	20.91	21.02	26.79	7.47	28.53	Pass
10	06	2437	20.71	20.73	20.87	21.05	26.86	7.47	28.53	Pass
10	09	2452	20.64	20.58	20.74	20.93	26.75	7.47	28.53	Pass

Note: Limit#1=Limit-(Directional Gain-6)

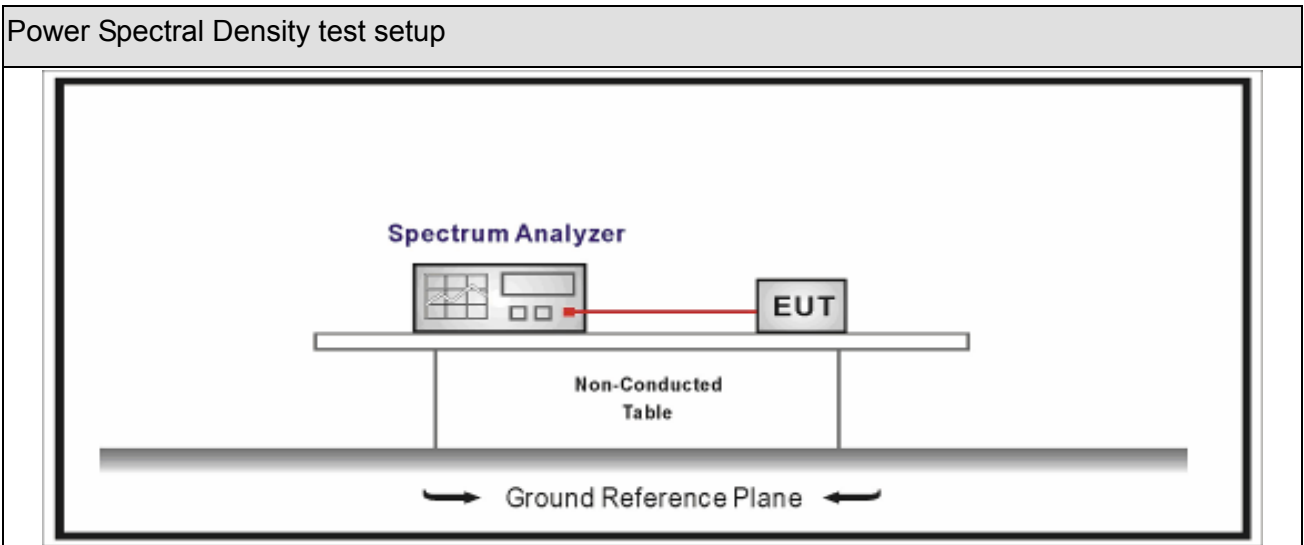
9. Power Spectral Density

9.1. Test Equipment

Power Spectral Density / TR-8					
Instrument	Manufacturer	Type No.	Serial No.	Cal. Date	Cal. Due Date
Spectrum Analyzer	Agilent	N9010A	MY48030494	2017.02.04	2018.02.03
EXA Spectrum Analyzer	Keysight	N9010A	MY55370495	2017.04.09	2018.04.08
MXA Signal Analyzer	Keysight	N9020A	MY56060147	2017.04.09	2018.04.08
Temperature/Humidity Meter	zhichen	ZC1-2	TR8-TH	2017.04.10	2018.04.09

Note: All equipments are calibrated with traceable calibrations. Each calibration is traceable to the national or international standards.

9.2. Test Setup



9.3. Limit


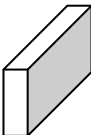

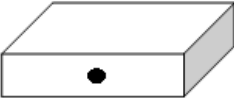



Power Spectral Density Limit
Power Spectral Density \leq 8dBm/3kHz

9.4. Test Procedure

Power Spectral Density Test Method			
	References Rule	Chapter	Description
<input checked="" type="checkbox"/>	ANSI C63.10	11.10	Maximum power spectral density level in the fundamental emission
<input checked="" type="checkbox"/>	ANSI C63.10	11.10.2	Method PKPSD (peak PSD)
<input type="checkbox"/>	ANSI C63.10	11.10.3	Method AVGPSD-1(Duty cycle \geq 98%)
<input type="checkbox"/>	ANSI C63.10	11.10.4	Method AVGPSD-1A(Duty cycle \geq 98%)
<input type="checkbox"/>	ANSI C63.10	11.10.5	Method AVGPSD-2(Duty cycle $<$ 98%)
<input type="checkbox"/>	ANSI C63.10	11.10.6	Method AVGPSD-2A(Duty cycle $<$ 98%)
<input type="checkbox"/>	ANSI C63.10	11.10.7	Method AVGPSD-3
<input type="checkbox"/>	ANSI C63.10	11.10.8	Method AVGPSD-3A

Directional Gain Calculations for In-Band test method			
	References Rule	Chapter	Description
<input type="checkbox"/>	KDB 662911	F2)a)	Basic methodology with NANT transmit antennas
	<input type="checkbox"/> KDB 662911	F2)a) (i)	transmit signals are correlated
	<input type="checkbox"/> KDB 662911	F2)a) (ii)	transmit signals are uncorrelated
<input type="checkbox"/>	KDB 662911	F2)b)	Sectorized antenna systems.
<input type="checkbox"/>	KDB 662911	F2)c)	Cross-polarized antennas
	<input type="checkbox"/> KDB 662911	F2)c) (i)	Cross-polarized antennas with NANT = 2.
	<input type="checkbox"/> KDB 662911	F2)c) (ii)	Multiple antennas
<input type="checkbox"/>	KDB 662911	F2)d)	Sectorized antenna systems.
	<input type="checkbox"/> KDB 662911	F2)d) (i)	transmit signals are correlated
	<input type="checkbox"/> KDB 662911	F2)d) (ii)	transmit signals are uncorrelated
<input checked="" type="checkbox"/>	KDB 662911	F2)e)	Spatial Multiplexing
	<input checked="" type="checkbox"/> KDB 662911	F2)e) (i)	Antennas have the same gain
	<input type="checkbox"/> KDB 662911	F2)e) (ii)	Antenna have the different gain with one spatial stream
	<input type="checkbox"/> KDB 662911	F2)e) (iii)	Antenna have the different gain with more than one spatial stream
<input checked="" type="checkbox"/>	KDB 662911	F2)f)	Cyclic Delay Diversity (CDD)
	<input checked="" type="checkbox"/> KDB 662911	F2)f) (i)	Antennas have the same gain
	<input type="checkbox"/> KDB 662911	F2)f) (ii)	Antenna have the different gain with one spatial stream
	<input type="checkbox"/> KDB 662911	F2)f) (ii)	Antenna have the different gain with more than one spatial stream

9.5. EUT test definition

Item	Power Spectral Density Test Method			
Device Category	<input checked="" type="checkbox"/>	Fixed position use		
	<input type="checkbox"/>	Mobile position use		
Test mode	Mode 1 ~ Mode 10			
Test method	<input type="checkbox"/>	Radiated		
		X Axis	Y Axis	Z Axis
				
		Worst Axis <input type="checkbox"/>	Worst Axis <input type="checkbox"/>	Worst Axis <input type="checkbox"/>
	<input checked="" type="checkbox"/>	Conducted		
	<input type="checkbox"/>	Chain 0		
				
	<input type="checkbox"/>	Chain 0	Chain 1	
				
	<input type="checkbox"/>	Chain 0	Chain 1	Chain 2
				
<input checked="" type="checkbox"/>	Chain 0	Chain 1	Chain 2	Chain 3
				

9.6. Test Result

Product Name	: Xiaomi Router 3 Pro	Power	: AC 120V/60Hz
Test Mode	: Mode1~10	Test Site	: TR8
Test Date	: 2017.06.10		

Mode	Channel	Test Frequency (MHz)	Measurement PSD (dBm/3kHz)				Total PSD (dBm/3kHz)	Directional Gain (dBi)	Limit#1 (dBm/3kHz)	Result
			Ant 0	Ant 1	Ant 2	Ant 3				
1	01	2412	-4.151	-4.818	-3.820	-5.266	N/A	N/A	8	Pass
1	06	2437	-3.838	-5.025	-4.670	-3.541	N/A	N/A	8	Pass
1	11	2462	-4.946	-4.131	-4.149	-2.744	N/A	N/A	8	Pass
2	01	2412	-9.548	-9.145	-9.488	-8.141	N/A	N/A	8	Pass
2	06	2437	-9.577	-9.525	-8.062	-7.595	N/A	N/A	8	Pass
2	11	2462	-10.810	-10.827	-8.098	-8.771	N/A	N/A	8	Pass
3	01	2412	-11.545	-8.646	-8.784	-9.453	N/A	N/A	8	Pass
3	06	2437	-10.974	-10.208	-8.945	-8.889	N/A	N/A	8	Pass
3	11	2462	-12.283	-12.098	-8.802	-10.617	N/A	N/A	8	Pass
4	03	2422	-16.694	-16.021	-13.408	-14.014	N/A	N/A	8	Pass
4	06	2437	-15.913	-16.257	-13.994	13.730	N/A	N/A	8	Pass
4	09	2452	-14.966	-15.859	-14.302	15.253	N/A	N/A	8	Pass
5	01	2412	-3.528	-3.962	-5.006	-4.121	1.899	7.47	6.53	Pass
5	06	2437	-3.870	-5.707	-4.483	-6.316	1.034	7.47	6.53	Pass
5	11	2462	-4.074	-7.733	-5.656	-3.953	0.914	7.47	6.53	Pass
6	01	2412	-11.077	-9.942	-9.673	-9.362	-3.947	7.47	6.53	Pass
6	06	2437	-12.991	-10.170	-10.950	-11.318	-5.221	7.47	6.53	Pass
6	11	2462	-13.263	-12.389	-11.547	-12.295	-6.311	7.47	6.53	Pass
7	01	2412	-9.709	-9.840	-9.233	-8.335	-3.217	7.47	6.53	Pass
7	06	2437	-9.592	-10.532	-8.666	-8.704	-3.288	7.47	6.53	Pass
7	11	2462	-11.311	-9.546	-8.835	-9.683	-3.733	7.47	6.53	Pass
8	03	2422	-15.946	-16.051	-13.701	-14.274	-8.851	7.47	6.53	Pass
8	06	2437	-15.152	-14.382	-12.088	-13.792	-7.681	7.47	6.53	Pass
8	09	2452	-14.530	-14.032	-12.479	-13.559	-7.561	7.47	6.53	Pass
9	01	2412	-16.730	-15.734	-14.340	-17.284	-9.853	7.47	6.53	Pass
9	06	2437	-15.995	-15.946	-15.030	-17.113	-9.938	7.47	6.53	Pass

9	11	2462	-14.858	-13.698	-13.359	-15.131	-8.177	7.47	6.53	Pass
10	03	2422	-17.953	-17.911	-18.406	-19.900	-12.451	7.47	6.53	Pass
10	06	2437	-20.367	-17.984	-17.627	-20.787	-12.949	7.47	6.53	Pass
10	09	2452	-19.860	-20.642	-17.151	-19.275	-13.007	7.47	6.53	Pass

Note: Limit#1=Limit-(Directional Gain-6)

10. Antenna Requirement

10.1. Limit

Antenna Requirement Limit	
<p>An intentional radiator shall be designed to ensure that no antenna other than that furnished by the responsible party shall be used with the device. The use of a permanently attached antenna or of an antenna that uses a unique coupling to the intentional radiator shall be considered sufficient to comply with the provisions of this section. The manufacturer may design the unit so that a broken antenna can be replaced by the user, but the use of a standard antenna jack or electrical connector is prohibited. This requirement does not apply to carrier current devices or to devices operated under the provisions of §15.211, §15.213, §15.217, §15.219, or §15.221. Further, this requirement does not apply to intentional radiators that must be professionally installed, such as perimeter protection systems and some field disturbance sensors, or to other intentional radiators which, in accordance with §15.31(d), must be measured at the installation site. However, the installer shall be responsible for ensuring that the proper antenna is employed so that the limits in this part are not exceeded.</p>	

10.2. Antenna Connector Construction

Antenna Connector Construction	
<input checked="" type="checkbox"/>	The use of a permanently attached antenna
<input type="checkbox"/>	The antenna use of a unique coupling to the intentional radiator
<input type="checkbox"/>	The use of a nonstandard antenna jack or electrical connector
Please refer to the attached document "Internal Photograph" to show the antenna connector.	

_____ The End _____