
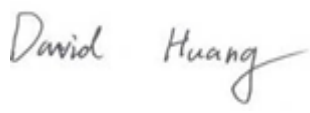



# RF EXPOSURE REPORT



Report No.: 16071443-FCC-H2 V1

Supersede Report No.: N/A

Applicant	SMT TELECOMM HK LIMITED	
Product Name	Mobile Phone	
Model No.	X455A	
Serial No.	N/A	
Test Standard	FCC 2.1093:2015	
Test Date	Dec 15 to Dec 24, 2016	
Issue Date	Jan 13, 2017	
Test Result	<input checked="" type="checkbox"/> Pass <input type="checkbox"/> Fail	
Equipment complied with the specification <input checked="" type="checkbox"/>		
Equipment did not comply with the specification <input type="checkbox"/>		
		
Loren Luo Test Engineer	David Huang Checked By	
This test report may be reproduced in full only Test result presented in this test report is applicable to the tested sample only		

Issued by:

**SIEMIC (SHENZHEN-CHINA) LABORATORIES**

Zone A, Floor 1, Building 2 Wan Ye Long Technology Park

South Side of Zhoushi Road, Bao' an District, Shenzhen, Guangdong China 518108

Phone: +86 0755 2601 4629801 Email: [China@siemic.com.cn](mailto:China@siemic.com.cn)

## Laboratories Introduction

SIEMIC, headquartered in the heart of Silicon Valley, with superior facilities in US and Asia, is one of the leading independent testing and certification facilities providing customers with one-stop shop services for Compliance Testing and Global Certifications.



In addition to testing and certification, SIEMIC provides initial design reviews and compliance management throughout a project. Our extensive experience with China, Asia Pacific, North America, European, and International compliance requirements, assures the fastest, most cost effective way to attain regulatory compliance for the global markets.

### Accreditations for Conformity Assessment

Country/Region	Scope
USA	EMC, RF/Wireless, SAR, Telecom
Canada	EMC, RF/Wireless, SAR, Telecom
Taiwan	EMC, RF, Telecom, SAR, Safety
Hong Kong	RF/Wireless, SAR, Telecom
Australia	EMC, RF, Telecom, SAR, Safety
Korea	EMI, EMS, RF, SAR, Telecom, Safety
Japan	EMI, RF/Wireless, SAR, Telecom
Singapore	EMC, RF, SAR, Telecom
Europe	EMC, RF, SAR, Telecom, Safety

Test Report	16071443-FCC-H2 V1
Page	3 of 9

This page has been left blank intentionally.

Test Report	16071443-FCC-H2 V1
Page	4 of 9

## CONTENTS

1. REPORT REVISION HISTORY .....	5
2. CUSTOMER INFORMATION .....	5
3. TEST SITE INFORMATION .....	5
4. EQUIPMENT UNDER TEST (EUT) INFORMATION .....	6
5. FCC §2.1093 - RADIOFREQUENCY RADIATION EXPOSURE EVALUATION: PORTABLE DEVICES.	8
5.1 RF EXPOSURE.....	8
5.2 TEST RESULT .....	9

## 1. Report Revision History

Report No.	Report Version	Description	Issue Date
16071443-FCC-H2	NONE	Original	Dec 24, 2016
16071443-FCC-H2 V1	V1	Updated the tune up data	Jan 13, 2017

## 2. Customer information

Applicant Name	SMT TELECOMM HK LIMITED
Applicant Add	Unit C 8/F, CHARMHILL CTR 50 HILLWOOD RD TST KL
Manufacturer	SMT TELECOMM HK LIMITED
Manufacturer Add	Unit C 8/F, CHARMHILL CTR 50 HILLWOOD RD TST KL

## 3. Test site information

Lab performing tests	SIEMIC (Shenzhen-China) LABORATORIES
Lab Address	Zone A, Floor 1, Building 2 Wan Ye Long Technology Park South Side of Zhoushi Road, Bao' an District, Shenzhen, Guangdong China 518108
FCC Test Site No.	718246
IC Test Site No.	4842E-1
Test Software	Radiated Emission Program-To Shenzhen v2.0

## 4. Equipment under Test (EUT) Information

Description of EUT: Mobile Phone

Main Model: X455A

Serial Model: N/A

Date EUT received: Dec 14, 2016

Test Date(s): Dec 15 to Dec 24, 2016

Antenna Gain: GSM850: 1.0dBi  
PCS1900: 0.8dBi  
UMTS-FDD Band V: 1.0dBi  
UMTS-FDD Band II: 1.0dBi  
Bluetooth/BLE/WIFI: 1.0dBi  
GPS: 1.0dBi

Antenna Type: PIFA antenna

Type of Modulation: GSM / GPRS: GMSK  
EGPRS: GMSK, 8PSK  
UMTS-FDD: QPSK  
802.11b/g/n: DSSS, OFDM  
Bluetooth: GFSK,  $\pi$  /4DQPSK, 8DPSK  
BLE: GFSK  
GPS: BPSK

RF Operating Frequency (ies): GSM850 TX: 824.2 ~ 848.8 MHz; RX: 869.2 ~ 893.8 MHz  
PCS1900 TX: 1850.2 ~ 1909.8 MHz; RX: 1930.2 ~ 1989.8 MHz  
UMTS-FDD Band V TX: 826.4 ~ 846.6 MHz; RX: 871.4 ~ 891.6 MHz  
UMTS-FDD Band II TX: 1852.4 ~ 1907.6 MHz;  
RX: 1932.4 ~ 1987.6 MHz  
WIFI: 802.11b/g/n(20M): 2412-2462 MHz  
WIFI: 802.11n(40M): 2422-2452 MHz  
Bluetooth& BLE: 2402-2480 MHz  
GPS: 1575.42 MHz

Test Report	16071443-FCC-H2 V1
Page	7 of 9

Number of Channels:	GSM 850: 124CH
	PCS1900: 299CH
	UMTS-FDD Band V: 102CH
	UMTS-FDD Band II: 277CH
	WIFI :802.11b/g/n(20M): 11CH
	WIFI :802.11n(40M): 7CH
	Bluetooth: 79CH
	BLE: 40CH
Port:	GPS:1CH
	Power Port, Earphone Port, USB Port
	Adapter:
	Model: PCX455A
	Input: AC100-240V, 50/60Hz,0.15A
	Output: DC 5.0V-500mA
Input Power:	Battery:
	Model: BPX455A
	Voltage: 3.7V
	Battery Capacity: 1400mAh
	Charging limit voltage: 4.2V
Trade Name :	N/A
GPRS/EGPRS Multi-slot class	8/10/12
FCC ID:	2AIMEX455A

## 5. FCC §2.1093 - Radiofrequency radiation exposure evaluation: portable devices.

### 5.1 RF Exposure

#### Standard Requirement:

According to §15.247 (i) and §1.1307(b)(1), systems operating under the provisions of this section shall be operated in a manner that ensures that the public is not exposed to radio frequency energy level in excess of the Commission's guidelines.

The 1-g and 10-g SAR test exclusion thresholds for 100 MHz to 6 GHz at *test separation distances*  $\leq 50$  mm are determined by:

$[(\text{max. power of channel, including tune-up tolerance, mW}) / (\text{min. test separation distance, mm})] \cdot [\sqrt{f_{\text{(GHz)}}}] \leq 3.0$  for 1-g SAR and  $\leq 7.5$  for 10-g extremity SAR,<sup>16</sup> where

- $f_{\text{(GHz)}}$  is the RF channel transmit frequency in GHz
- Power and distance are rounded to the nearest mW and mm before calculation<sup>17</sup>
- The result is rounded to one decimal place for comparison

The test exclusions are applicable only when the minimum *test separation distance* is  $\leq 50$  mm and for transmission frequencies between 100 MHz and 6 GHz. When the minimum *test separation distance* is  $< 5$  mm, a distance of 5 mm is applied to determine SAR test exclusion.

Routine SAR evaluation refers to that specifically required by § 2.1093, using measurements or computer simulation. When routine SAR evaluation is not required, portable transmitters with output power greater than the applicable low threshold require SAR evaluation to qualify for TCB approval.

$$\text{result} = P\sqrt{F} / D$$

P= Maximum turn-up power in mW

F= Channel frequency in GHz

D= Minimum test separation distance in mm



## 5.2 Test Result

### Bluetooth Mode:

Modulation	CH	Frequency (MHz)	Conducted Power (dBm)	Tune Up Power (dBm)	Max Tune Up Power (dBm)	Max Tune Up Power (mW)	Result	Limit
GFSK	Low	2402	3.945	4±1	5	3.162	0.98	3
	Mid	2441	3.619	4±1	5	3.162	0.99	3
	High	2480	4.998	4±1	5	3.162	1.00	3
π /4 DQPSK	Low	2402	3.014	4±1	5	3.162	0.98	3
	Mid	2441	3.203	4±1	5	3.162	0.99	3
	High	2480	3.360	4±1	5	3.162	1.00	3
8-DPSK	Low	2402	2.971	3±1	4	2.512	0.78	3
	Mid	2441	3.223	3±1	4	2.512	0.78	3
	High	2480	3.475	3±1	4	2.512	0.79	3

### BLE Mode:

Modulation	CH	Freq (MHz)	Conducted Power (dBm)	Tune Up Power (dBm)	Max Tune Up Power (dBm)	Max Tune Up Power (mW)	Result	Limit
GFSK	Low	2402	-2.046	-2±1	-3	0.501	0.16	3
	Mid	2440	-1.870	-2±1	-3	0.501	0.16	3
	High	2480	-2.046	-2±1	-3	0.501	0.16	3

**Result:** Compliance

No SAR measurement is required.