




RF EXPOSURE REPORT



Report No.: 16070720-FCC-H2

Supersede Report No.: N/A

Applicant	SMT TELECOMM HK LIMITED	
Product Name	Mobile Phone	
Model No.	X444	
Serial No.	N/A	
Test Standard	FCC 2.1093:2015	
Test Date	June 21 to July 11, 2016	
Issue Date	July 12, 2016	
Test Result	<input checked="" type="checkbox"/> Pass <input type="checkbox"/> Fail	
Equipment complied with the specification <input checked="" type="checkbox"/>		
Equipment did not comply with the specification <input type="checkbox"/>		
		
Loren Luo Test Engineer	David Huang Checked By	
This test report may be reproduced in full only Test result presented in this test report is applicable to the tested sample only		

Issued by:

SIEMIC (SHENZHEN-CHINA) LABORATORIES

Zone A, Floor 1, Building 2 Wan Ye Long Technology Park

South Side of Zhoushi Road, Bao' an District, Shenzhen, Guangdong China 518108

Phone: +86 0755 2601 4629801 Email: China@siemic.com.cn

Laboratories Introduction

SIEMIC, headquartered in the heart of Silicon Valley, with superior facilities in US and Asia, is one of the leading independent testing and certification facilities providing customers with one-stop shop services for Compliance Testing and Global Certifications.



In addition to testing and certification, SIEMIC provides initial design reviews and compliance management throughout a project. Our extensive experience with China, Asia Pacific, North America, European, and International compliance requirements, assures the fastest, most cost effective way to attain regulatory compliance for the global markets.

Accreditations for Conformity Assessment

Country/Region	Scope
USA	EMC, RF/Wireless, SAR, Telecom
Canada	EMC, RF/Wireless, SAR, Telecom
Taiwan	EMC, RF, Telecom, SAR, Safety
Hong Kong	RF/Wireless, SAR, Telecom
Australia	EMC, RF, Telecom, SAR, Safety
Korea	EMI, EMS, RF, SAR, Telecom, Safety
Japan	EMI, RF/Wireless, SAR, Telecom
Singapore	EMC, RF, SAR, Telecom
Europe	EMC, RF, SAR, Telecom, Safety

Test Report	16070720-FCC-H2
Page	3 of 10

This page has been left blank intentionally.

CONTENTS

1. REPORT REVISION HISTORY	5
2. CUSTOMER INFORMATION	5
3. TEST SITE INFORMATION	5
4. EQUIPMENT UNDER TEST (EUT) INFORMATION	6
5. FCC §2.1093 - RADIOFREQUENCY RADIATION EXPOSURE EVALUATION: PORTABLE DEVICES.	8
5.1 RF EXPOSURE.....	8
5.2 TEST RESULT	9

1. Report Revision History

Report No.	Report Version	Description	Issue Date
16070720-FCC-H2	NONE	Original	July 12, 2016

2. Customer information

Applicant Name	SMT TELECOMM HK LIMITED
Applicant Add	Unit C 8/F, CHARMHILL CTR 50 HILLWOOD RD TST KL
Manufacturer	SMT TELECOMM HK LIMITED
Manufacturer Add	Unit C 8/F, CHARMHILL CTR 50 HILLWOOD RD TST KL

3. Test site information

Lab performing tests	SIEMIC (Shenzhen-China) LABORATORIES
Lab Address	Zone A, Floor 1, Building 2 Wan Ye Long Technology Park South Side of Zhoushi Road, Bao' an District, Shenzhen, Guangdong China 518108
FCC Test Site No.	718246
IC Test Site No.	4842E-1
Test Software	Radiated Emission Program-To Shenzhen v2.0

4. Equipment under Test (EUT) Information

Description of EUT:	Mobile Phone
Main Model:	X444
Serial Model:	N/A
Date EUT received:	June 20, 2016
Test Date(s):	June 21 to July 11, 2016
Antenna Gain:	GSM850: -1.5dBi PCS1900: -1.3dBi UMTS-FDD Band V: -1.5dBi UMTS-FDD Band II: -1.2dBi Bluetooth/BLE/WIFI: -2.5dBi
Antenna Type:	PIFA antenna
Type of Modulation:	GSM / GPRS: GMSK EGPRS: GMSK, 8PSK UMTS-FDD: QPSK 802.11b/g/n: DSSS, OFDM Bluetooth: GFSK, π /4DQPSK, 8DPSK BLE: GFSK
RF Operating Frequency (ies):	GSM850 TX: 824.2 ~ 848.8 MHz; RX: 869.2 ~ 893.8 MHz PCS1900 TX: 1850.2 ~ 1909.8 MHz; RX: 1930.2 ~ 1989.8 MHz UMTS-FDD Band V TX: 826.4 ~ 846.6 MHz; RX: 871.4 ~ 891.6 MHz UMTS-FDD Band II TX: 1852.4 ~ 1907.6 MHz; RX: 1932.4 ~ 1987.6 MHz WIFI: 802.11b/g/n(20M): 2412-2462 MHz WIFI: 802.11n(40M): 2422-2452 MHz Bluetooth& BLE: 2402-2480 MHz

Number of Channels:	GSM 850: 124CH
	PCS1900: 299CH
	UMTS-FDD Band V : 102CH
	UMTS-FDD Band II : 277CH
	WIFI :802.11b/g/n(20M): 11CH
	WIFI :802.11n(40M): 7CH
	Bluetooth: 79CH
Port:	BLE: 40CH
	Earphone Port, USB Port
	Adapter:
	Model:PC444
	Input: AC 100-240V~50/60Hz;0.15A
Input Power:	Output: DC 5.0V,500mA
	Battery:
	Model:BPX444
	Spec: 3.7V,1300mAh(4.81Wh)
	Charge limited voltage: 4.2V
Trade Name :	N/A
GPRS/EGPRS Multi-slot class	8/10/12
FCC ID:	2AIMEX444

5. FCC §2.1093 - Radiofrequency radiation exposure evaluation: portable devices.

5.1 RF Exposure

Standard Requirement:

According to §15.247 (i) and §1.1307(b)(1), systems operating under the provisions of this section shall be operated in a manner that ensures that the public is not exposed to radio frequency energy level in excess of the Commission's guidelines.

The 1-g and 10-g SAR test exclusion thresholds for 100 MHz to 6 GHz at *test separation distances* ≤ 50 mm are determined by:

$[(\text{max. power of channel, including tune-up tolerance, mW}) / (\text{min. test separation distance, mm})] \cdot [\sqrt{f_{\text{(GHz)}}}] \leq 3.0$ for 1-g SAR and ≤ 7.5 for 10-g extremity SAR,¹⁶ where

- $f_{\text{(GHz)}}$ is the RF channel transmit frequency in GHz
- Power and distance are rounded to the nearest mW and mm before calculation¹⁷
- The result is rounded to one decimal place for comparison

The test exclusions are applicable only when the minimum *test separation distance* is ≤ 50 mm and for transmission frequencies between 100 MHz and 6 GHz. When the minimum *test separation distance* is < 5 mm, a distance of 5 mm is applied to determine SAR test exclusion.

Routine SAR evaluation refers to that specifically required by § 2.1093, using measurements or computer simulation. When routine SAR evaluation is not required, portable transmitters with output power greater than the applicable low threshold require SAR evaluation to qualify for TCB approval.

$$\text{result} = P\sqrt{F} / D$$

P= Maximum turn-up power in mW

F= Channel frequency in GHz

D= Minimum test separation distance in mm

5.2 Test Result

Bluetooth Mode:

Modulation	CH	Frequency (MHz)	Conducted Power (dBm)	Tune Up Power (dBm)	Max Tune Up Power (dBm)	Max Tune Up Power (mW)	Result	Limit
GFSK	Low	2402	2.224	2±1	3	1.995	0.62	3
	Mid	2441	2.350	2±1	3	1.995	0.62	3
	High	2480	1.416	2±1	3	1.995	0.63	3
$\pi/4$ DQPSK	Low	2402	2.193	2±1	3	1.995	0.62	3
	Mid	2441	2.226	2±1	3	1.995	0.62	3
	High	2480	1.135	2±1	3	1.995	0.63	3
8-DPSK	Low	2402	2.634	2±1	3	1.995	0.62	3
	Mid	2441	2.534	2±1	3	1.995	0.62	3
	High	2480	1.234	2±1	3	1.995	0.63	3

WIFI Mode:

Modulation	CH	Frequency (MHz)	Conducted Power (dBm)	Tune Up Power (dBm)	Max Tune Up Power (dBm)	Max Tune Up Power (mW)	Result	Limit
802.11b	Low	2412	8.66	8.5±1	9.5	8.913	2.77	3
	Mid	2442	9.16	8.5±1	9.5	8.913	2.78	3
	High	2472	9.13	8.5±1	9.5	8.913	2.80	3
802.11g	Low	2412	8.79	8.5±1	9.5	8.913	2.77	3
	Mid	2442	8.76	8.5±1	9.5	8.913	2.78	3
	High	2472	8.59	8.5±1	9.5	8.913	2.80	3
802.11n (20M)	Low	2412	8.35	8.5±1	9.5	8.913	2.77	3
	Mid	2442	8.57	8.5±1	9.5	8.913	2.78	3
	High	2472	8.35	8.5±1	9.5	8.913	2.80	3
802.11n (40M)	Low	2422	8.63	8.5±1	9.5	8.913	2.77	3
	Mid	2442	9.05	8.5±1	9.5	8.913	2.78	3
	High	2462	8.42	8.5±1	9.5	8.913	2.79	3

BLE Mode:

Modulation	CH	Freq (MHz)	Conducted Power (dBm)	Tune Up Power (dBm)	Max Tune Up Power (dBm)	Max Tune Up Power (mW)	Result	Limit
GFSK	Low	2402	-5.443	-5.5±1	-4.5	0.355	0.11	3
	Mid	2440	-5.538	-5.5±1	-4.5	0.355	0.11	3
	High	2480	-6.037	-5.5±1	-4.5	0.355	0.11	3

Result: Compliance

No SAR measurement is required.