


<Photographs of EUT>

Sample 1



Sample 2



<Antenna Location>




The separation distance for antenna to edge:

Antenna	Overall Diagonal (mm)	Display Diagonal (mm)	To Left Side (mm)	To Right Side (mm)	To Top Side (mm)	To Bottom Side (mm)
WWAN Ant-0	199	181	0	59	164	0
WLAN / BT			59	10	0	168

<Photographs of SAR Setup>
Sample 1



Right Cheek



Right Tilted



Left Cheek



Left Tilted

Sample 2



Fig-4.1 Right Cheek
(Head Mode)



Fig-4.2 Left Cheek
(Head Mode)

Sample 1



Front Face of EUT with 1.0 cm Gap




Rear Face of EUT with 1.0 cm Gap



Left Side of EUT with 1.0 cm Gap



Right Side of EUT with 1.0 cm Gap



Shenzhen UnionTrust Quality and Technology Co., Ltd.

Address: 16/F, Block A, Building 6, Baoneng Science and Technology Park, Qingxiang Road No.1, Longhua New District, Shenzhen, China
Tel: +86-755-28230888 Fax: +86-755-28230886 E-mail: info@uttlab.com [Http://www.uttlab.com](http://www.uttlab.com)



Front Face of EUT with 0 cm Gap



Rear Face of EUT with 0 cm Gap



Right Side of EUT with 0 cm Gap



Top Side of EUT with 0 cm Gap



Bottom Side of EUT with 0 cm Gap

Sample 2



Rear Face of EUT with 1.0 cm Gap



Bottom Side of EUT with 1.0 cm Gap



Rear Face of EUT with 0 cm Gap



Top Side of EUT with 0 cm Gap