





## Test Support Exhibit

Tiko

Client	Tiko 3D Ltd	 Canada
Product	Tiko	
Standard(s)	RSS 247 Issue 1:2015 / FCC Part 15 Subpart C 15:2015	




**Figure 1: Radiated emissions setup – photo 1**

Client	Tiko 3D Ltd	 Canada
Product	Tiko	
Standard(s)	RSS 247 Issue 1:2015 / FCC Part 15 Subpart C 15:2015	





**Figure 2: Radiated emission setup – photo 2**

Client	Tiko 3D Ltd	 Canada
Product	Tiko	
Standard(s)	RSS 247 Issue 1:2015 / FCC Part 15 Subpart C 15:2015	




**Figure 3: Radiated emission setup – photo 3**


Client	Tiko 3D Ltd	 Canada
Product	Tiko	
Standard(s)	RSS 247 Issue 1:2015 / FCC Part 15 Subpart C 15:2015	




**Figure 4: Antenna port conducted emission - photo**



Client	Tiko 3D Ltd	 Canada
Product	Tiko	
Standard(s)	RSS 247 Issue 1:2015 / FCC Part 15 Subpart C 15:2015	



**Figure 5: Power line conducted emission – photo 1**

Client	Tiko 3D Ltd	 Canada
Product	Tiko	
Standard(s)	RSS 247 Issue 1:2015 / FCC Part 15 Subpart C 15:2015	



**Figure 6: Power line conducted emission – photo 2**